

Acerbis Czech Round, 28-30 July 2023 Results Race 1

Laps 12 = 50,544 Km - Time of Race 19'14.480 - Avg. 157,611 km/h

Pos	Grid	No. Rider	Nat	Team	Bike	Class	LL	Gap	Rel.	Fastest Lap	Speed	Qualifying	Speed
1	1	11 N. BULEGA	ITA	Aruba.it Racing WorldSSP Team	Ducati Panigale V2		12			1'35.301	250,7	1'34.479	256,5
2	2	62 S. MANZI	ITA	Ten Kate Racing Yamaha	Yamaha YZF R6		12	1.856	1.856	1'35.499	257,7	1'34.882	251,8
3	4	54 B. SOFUOGLU	TUR	MV Agusta Reparto Corse	MV Agusta F3 800 RR		12	3.795	1.939	1'35.467	257,7	1'35.116	254,8
4	3	3 R. DE ROSA	ITA	Orelac Racing Verdnatura	Ducati Panigale V2		12	3.980	0.185	1'35.316	258,4	1'34.968	254,2
5	5	99 A. HUERTAS	ESP	MTM Kawasaki	Kawasaki ZX-6R		12	6.546	2.566	1'35.550	257,1	1'35.123	258,4
6	13	23 M. SCHROETTER	GER	MV Agusta Reparto Corse	MV Agusta F3 800 RR		12	8.536	1.990	1'35.912	259,0	1'35.472	259,6
7	11	66 N. TUULI	FIN	PTR Triumph	Triumph Street Triple RS 765		12	8.864	0.328	1'35.943	256,5	1'35.430	259,6
8	10	28 G. VAN STRAALEN	NED	EAB Racing Team	Yamaha YZF R6		12	10.434	1.570	1'36.261	257,7	1'35.347	254,8
9P	7	9 J. NAVARRO	ESP	Ten Kate Racing Yamaha	Yamaha YZF R6		12	10.500	0.066	1'36.142	257,7	1'35.240	253,0
10	8	64 F. CARICASULO	ITA	Althea Racing Team	Ducati Panigale V2		12	10.825	0.325	1'36.065	259,0	1'35.242	253,6
11	9	94 V. DEBISE	FRA	GMT94 Yamaha	Yamaha YZF R6		12	11.017	0.192	1'36.064	259,0	1'35.297	257,7
12	14	25 A. VERDOIA	FRA	Yamaha Thailand Racing Team	Yamaha YZF R6		12	13.291	2.274	1'36.294	255,9	1'35.566	255,9
13	17	69 T. BOOTH-AMOS	GBR	Motozoo ME AIR Racing	Kawasaki ZX-6R	*	12	13.313	0.022	1'36.092	259,0	1'36.124	255,9
14	15	14 L. MAHIAS	FRA	Kawasaki Puccetti Racing	Kawasaki ZX-6R		12	17.930	4.617	1'36.740	253,0	1'35.603	250,7
15	16	47 A. KOFLER	AUT	D34G Racing	Ducati Panigale V2		12	18.027	0.097	1'36.562	254,8	1'35.952	260,2
16	20	50 O. VOSTATEK	CZE	PTR Triumph	Triumph Street Triple RS 765		12	24.442	6.415	1'36.840	257,1	1'36.084	259,6
17	21	95 T. MACKENZIE	GBR	PETRONAS MIE Racing Honda Team	Honda CBR600RR		12	24.922	0.480	1'36.973	254,8	1'36.460	255,3
18	24	73 M. KOFLER	AUT	D34G Racing	Ducati Panigale V2	*	12	25.170	0.248	1'37.078	254,2	1'36.586	254,2
19	19	17 J. MCPHEE	GBR	Vince64 by Puccetti Racing	Kawasaki ZX-6R		12	26.048	0.878	1'37.197	256,5	1'36.451	256,5
20	27	48 L. DALLA PORTA	ITA	Evan Bros. WorldSSP Yamaha Team	Yamaha YZF R6		12	27.596	1.548	1'37.296	259,6	1'36.763	257,1
21	29	7 A. NORRODIN	MAS	PETRONAS MIE Racing Honda Team	Honda CBR600RR		12	27.715	0.119	1'37.070	255,9	1'37.539	251,8
22	18	51 A. SARMOON	THA	Yamaha Thailand Racing Team	Yamaha YZF R6		12	27.795	0.080	1'37.283	255,9	1'36.333	251,8
23	26	22 F. FULIGNI	ITA	Orelac Racing Verdnatura	Ducati Panigale V2	*	12	31.770	3.975	1'37.545	254,2	1'36.753	250,7
24	28	36 T. GRADINGER	AUT	Eder Racing	Yamaha YZF R6		12	39.559	7.789	1'37.585	254,2	1'36.917	250,1
25	30	16 Y. OKAYA	JPN	ProDina Kawasaki Racing	Kawasaki ZX-6R	*	12	50.954	11.395	1'38.745	247,9	1'38.150	251,3
26	31	98 M. ABE	JPN	VFT Racing WEBIKE Yamaha	Yamaha YZF R6	*	12	51.518	0.564	1'38.970	246,7	1'38.828	245,6
-----Not Classified-----													
RET	23	27 A. DIAZ	ESP	Arco Yart Yamaha WorldSSP	Yamaha YZF R6	*	9	3 Laps		1'37.016	256,5	1'36.502	250,7
RET	12	29 N. SPINELLI	ITA	VFT Racing WEBIKE Yamaha	Yamaha YZF R6		6	6 Laps		1'36.389	251,8	1'35.453	254,8
RET	22	71 T. EDWARDS	AUS	Yart-Yamaha WorldSSP Team	Yamaha YZF R6	*	5	7 Laps		1'36.274	256,5	1'36.197	255,9
RET	6	55 Y. MONTELLA	ITA	Barni Spark Racing Team	Ducati Panigale V2		1	11 Laps			250,7	1'35.235	254,2
RET	25	68 L. POWER	AUS	Motozoo ME AIR Racing	Kawasaki ZX-6R	*	0					1'36.604	250,7

AIR	Humidity:	61%	Temp:	24°C
TRACK	Condition:	Dry	Temp:	38°C

Records	Pole (SP)	2023	N.Bulega	1'34.479	160,493 Km/h
	Race (RC1)	2022	L.Baldassarri	1'35.112	159,425 Km/h
	All Times (SP)	2023	N.Bulega	1'34.479	160,493 Km/h
Race Fastest Lap		Lap 2	N.Bulega	1'35.301	159,109 Km/h

LAP LEADERS				
No. Rider	From	To	Laps	Total
11 N. BULEGA	1	12	12	12

TOTAL LEADER LAPS	
No. Rider	Laps
11 N. BULEGA	159
62 S. MANZI	38
61 C. ONCU	28
54 B. SOFUOGLU	15
64 F. CARICASULO	8
23 M. SCHROETTER	1
94 V. DEBISE	1

* WorldSSP Challenge

Start End The results are provisional until the end of the time limit for protests and appeals and the completion of the technical checks.

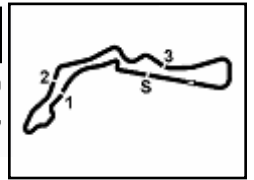
29/07/2023

15:33

15:54

These data/results cannot be reproduced, stored and/or transmitted in whole or in part by any manner of electronic, mechanical, photocopying, recording, broadcasting or otherwise now known or herein after developed without the previous express consent by the copyright owner, except for reproduction in daily press and regular printed publications on sale to the public within 60 days of the event related to those data/results and always provided that copyright symbol appears together as follows below.

© DORNA WSBK ORGANIZATION Srl 2023



Acerbis Czech Round, 28-30 July 2023
Results Race 1

Race Highlights

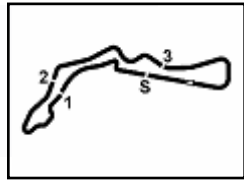
Time	No. Rider	Description
15.00.00		Sighting Lap Started
15.12.49		Warm-up Lap Started
15.15.50	14 L. MAHIAS	Crashed - Turn 1
15.16.16	68 L. POWER	Technical Problem - Turn 9
15.16.20		RED FLAG
15.24.00		Pit lane will open at 15.28 for 1 Minute - Race on 12 Laps
15.26.59	68 L. POWER	Retired
15.28.00		Sighting Lap Started
15.30.57		Warm-up Lap Started
15.33.30		Start
15.33.50	16 Y. OKAYA	Long Lap Penalty - Irresponsible Riding
15.34.03	16 Y. OKAYA	LLP Completed
15.34.53		No Jump Starts
15.35.34	55 Y. MONTELLA	Crashed - Turn 7
15.36.04	55 Y. MONTELLA	Not Actively Competing
15.41.53	36 T. GRADINGER	On the Gravel - Re-Joined - Turn 1
15.42.12	71 T. EDWARDS	Crashed - Turn 8
15.42.39	71 T. EDWARDS	Not Actively Competing
15.44.54	29 N. SPINELLI	Crashed - Turn 20
15.46.10		2/3 of Race Distance Completed
15.46.11	99 A. HUERTAS	Course Cutting in Turn 1 Under Investigation
15.46.47	29 N. SPINELLI	Not Actively Competing
15.47.18	99 A. HUERTAS	Long Lap Penalty
15.48.23	99 A. HUERTAS	LLP Completed
15.50.09	27 A. DIAZ	Technical Problem - Turn 21
15.50.11	27 A. DIAZ	Entered Pits
15.50.24	27 A. DIAZ	Not Actively Competing
15.53.40		Podium Confirmed
15.54.46	9 J. NAVARRO	Penalized to Drop 1 Position - Exceeded Track Limits (Final Lap) - Turn 2
15.54.56		End Of Session

Start End The results are provisional until the end of the time limit for protests and appeals and the completion of the technical checks.

29/07/2023 15:33 15:54

These data/results cannot be reproduced, stored and/or transmitted in whole or in part by any manner of electronic, mechanical, photocopying, recording, broadcasting or otherwise now known or herein after developed without the previous express consent by the copyright owner, except for reproduction in daily press and regular printed publications on sale to the public within 60 days of the event related to those data/results and always provided that copyright symbol appears together as follows below.

© DORNA WSBK ORGANIZATION Srl 2023

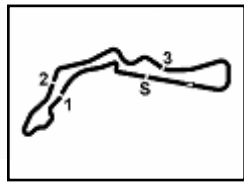


Acerbis Czech Round, 28-30 July 2023
Championship Standings

Rank	Rider	Points	Points From First	Points From Previous	February 26 PHILLIP ISLAND		March 5 MANDALIKA		April 23 ASSEN		May 7 BARCELONA		June 4 MISANO		July 2 DONINGTON PARK		July 16 IMOLA		July 30 MOST		September 10 MAGNY-COURS		September 24 ARAGON		October 1 PORTIMAO		TBA			
					1	2	1	2	1	2	1	2	1	2	1	2	1	2	1	2	1	2	1	2	1	2	1	2	1	2
1	BULEGA Nicolo (ITA)	308			25	25	11	16	25	25	25	25	25	20	25	25	16	20	25											
2	MANZI Stefano (ITA)	262	46		10	20	9	20	11	20	10	16	20	25	20	11	25	25	20											
3	SCHROETTER Marcel (GER)	194	114	68	9	13	13	11	20	13	20	20	13	16	8		20	8	10											
4	CARICASULO Federico (ITA)	162	146	32	6		20	25	10	16	11	10	16	13	13	16			6											
5	SOFUOGLU Bahattin (TUR)	113	195	49			5	7	6	5	7	6	5	16	25	9	3	8	13	16										
6	TUULI Niki (FIN)	102	206	11	13	7	16	10	4	11	6	8	7	6	1	4			9											
7	VAN STRAALLEN Glenn (NED)	100	208	2	2	11	5		16	5	13	11	9		11	6	3		8											
8	DEBISE Valentin (FRA)	94	214	6	3	8	10		13	10	8	13			6	9			9	5										
9	NAVARRO Jorge (ESP)	94	214	0	7	10	4	8	6	9	9	7	8		4	5			10	7										
10	DE ROSA Raffaele (ITA)	89	219	5	9		9	7	7	7	1	6			9	7	10	11	13											
11	HUERTAS Adrian (ESP)	88	220	1					3	8	4	4	5	11	10	13	6	13	11											
12	MONTELLA Yari (ITA)	87	221	1					8		5		11		16	20	11	16												
13	SPINELLI Nicholas (ITA)	66	242	21	20		7		2	7	9		4	8			9													
14	ONCU Can (TUR)	63	245	3	16	25	13		9																					
15	BOOTH-AMOS Tom (GBR)	44	264	19					1	6	3	2	4		7	10	8		3											
16	MAHIAS Lucas (FRA)	37	271	7							3	6	7	5			7	7	2											
17	MCPHEE John (GBR)	33	275	4	16	4	6	5											2											
18	BAYLISS Oliver (AUS)	26	282	7	6	8	4						3	5																
19	CORSI Simone (ITA)	23	285	3					3		10	10																		
20	MACKENZIE Tarran (GBR)	15	293	8	11		2	2																						
21	VERDOIA Andy (FRA)	15	293	0											3	2	6	4												
22	EDWARDS Tom (AUS)	15	293	0					1	2	5		3	2	2	2														
23	SARMOON Anupab (THA)	14	294	1	8	2	3	1																						
24	FULIGNI Filippo (ITA)	10	298	4													5	5												
25	NORRODIN Adam (MAS)	9	299	1	4	1	1	3																						

29/07/2023 First Line: Championship Standings - Second Line: Ranking Progression
 These data/results cannot be reproduced, stored and/or transmitted in whole or in part by any manner of electronic, mechanical, photocopying, recording, broadcasting or otherwise now known or herein after developed without the previous express consent by the copyright owner, except for reproduction in daily press and regular printed publications on sale to the public within 60 days of the event related to those data/results and always provided that copyright symbol appears together as follows below.
 © DORNA WSBK ORGANIZATION Srl 2023





Autodrom Most 4.212 m

Acerbis Czech Round, 28-30 July 2023
Championship Standings

	Points	Points From First	Points From Previous	February 26 PHILLIP ISLAND	March 5 MANDALIKA	April 23 ASSEN	May 7 BARCELONA	June 4 MISANO	July 2 DONINGTON PARK	July 16 IMOLA	July 30 MOST	September 10 MAGNY-COURS	September 24 ARAGON	October 1 PORTIMAO	TBA					
26 MANTOVANI Andrea [ITA]	9	299	0			2 4 22 21	21 22	2 1 23 23	23 23	23 25	25									
27 TRUELOVE Harry [GBR]	5	303	4	5 11 16	18 18	19 22	22 23	25 25	25 25	25 27	27									
28 KOFLER Maximilian [AUT]	4	304	1							4 28	28									
29 OTTAVIANI Luca [ITA]	4	304	0							4 28 28	28									
30 WONGTHANANON Apiwath [THA]	4	304	0	1 3 15 19	19 19	20 23	23 24	26 26	26 26	28 28	28									
31 DIAZ Alvaro [ESP]	3	305	1							3 31	31									
32 BUSSOLOTTI Marco [ITA]	2	306	1					2 27	27 28	30 32	32									
33 KOFLER Andreas [AUT]	1	307	1								1 33									
34 POWER Luke [AUS]	1	307	0							1 33	33									
35 VALTULINI Stefano [ITA]	1	307	0							1 31 33	33									
36 IRWIN Rhys [IRL]	1	307	0						1 29	31 33	33									
37 FULIGNI Federico [ITA]	1	307	0					1 27 28	28 29	31 33	33									
38 FERNANDEZ GONZALEZ	1	307	0				1 27	27 28	28 29	31 33	33									

29/07/2023 First Line: Championship Standings - Second Line: Ranking Progression

These data/results cannot be reproduced, stored and/or transmitted in whole or in part by any manner of electronic, mechanical, photocopying, recording, broadcasting or otherwise now known or herein after developed without the previous express consent by the copyright owner, except for reproduction in daily press and regular printed publications on sale to the public within 60 days of the event related to those data/results and always provided that copyright symbol appears together as follows below.

© DORNA WSBK ORGANIZATION Srl 2023

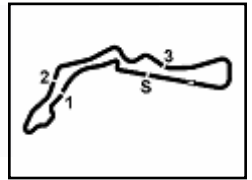
**Acerbis Czech Round, 28-30 July 2023
Championship Standings**

Points	Points From First	Points From Previous	February 26	March 5	April 23	May 7	June 4	July 2	July 16	July 30	September 10								
			PHILIP ISLAND	MANDALIKA	ASSEN	BARCELONA	MISANO	DONINGTON PARK	IMOLA	MOST	MAGNY-COURS								
WorldSSP Challenge																			
1	BOOTH-AMOS	44			1 6	3 2		4	7 10	8	3								
	Tom (GBR)				1 1	1 1	1 1	1 1	1 1	1 1	1								
2	EDWARDS	15 29			1	2 5		3	2 2										
	Tom (AUS)				2 2 2	2 2	2 2	2 2	2 2	2 2	2								
3	KOFLER	4 40 11									4								
	Maximilian (AUT)										3 3								
4	DIAZ	3 41 1									3								
	Alvaro (ESP)										4 4								
5	POWER	1 43 2									1								
	Luke (AUS)										5 5								
6	VALTULINI	1 43 0									1								
	Stefano (ITA)										3 5	5							
7	FULIGNI	1 43 0					1												
	Federico (ITA)						3 3	3 3	3 3	3 5	5								

29/07/2023 First Line: Championship Standings - Second Line: Ranking Progression

These data/results cannot be reproduced, stored and/or transmitted in whole or in part by any manner of electronic, mechanical, photocopying, recording, broadcasting or otherwise now known or herein after developed without the previous express consent by the copyright owner, except for reproduction in daily press and regular printed publications on sale to the public within 60 days of the event related to those data/results and always provided that copyright symbol appears together as follows below.

© DORNA WSBK ORGANIZATION Srl 2023



Autodrom Most 4.212 m

Acerbis Czech Round, 28-30 July 2023
Lap Chart Race 1

1 / 4

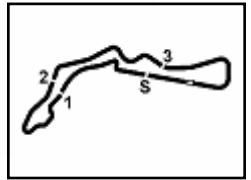
	Lap											
	1	2	3	4	5	6	7	8	9	10	11	12
1	11	11	11	11	11	11	11	11	11	11	11	11
2	62	62	62	54	62	62	54	62	62	62	62	62
3	55	54	54	62	54	54	62	54	3	3	3	54
4	3	3	3	99	99	99	3	3	99	54	54	3
5	54	99	99	3	3	3	99	99	54	99	99	99
6	99	28	28	28	28	9	9	9	9	23	23	23
7	64	9	9	64	9	28	28	23	23	9	66	66
8	28	64	64	9	64	23	23	28	66	66	9	9
9	9	94	23	23	23	64	66	66	28	64	64	28
10	94	23	94	94	94	66	64	64	64	28	28	64
11	66	66	66	66	66	94	94	94	94	94	94	94
12	23	29	29	29	29	29	69	69	69	69	69	25
13	29	25	69	69	69	69	25	25	25	25	25	69
14	25	69	25	71	71	25	47	47	47	14	14	14
15	14	71	71	25	25	47	14	14	14	47	47	47
16	69	14	47	47	47	14	73	73	50	50	50	50
17	71	47	14	14	14	73	50	50	73	73	95	95
18	47	51	51	51	51	50	95	95	95	95	73	73
19	51	73	73	73	73	51	17	17	17	17	17	17
20	17	95	95	50	50	95	17	27	27	48	48	48
21	50	50	50	95	95	17	27	51	51	51	51	7
22	73	17	17	17	17	27	22	22	48	7	7	51
23	95	27	27	27	27	22	7	48	22	22	22	22
24	27	36	36	36	36	7	48	7	7	36	36	36
25	7	7	7	7	7	48	36	36	36	16	16	16
26	36	22	22	22	22	36	98	98	98	98	98	98
27	22	48	48	48	48	98	16	16	16			
28	48	98	98	98	98	16						
29	98	16	16	16	16							
30	16											

Final Result		
1	11 N. BULEGA	Laps 12
2	62 S. MANZI	1.856
3	54 B. SOFUOGLU	3.795
4	3 R. DE ROSA	3.980
5	99 A. HUERTAS	6.546
6	23 M. SCHROETTER	8.536
7	66 N. TUULI	8.864
8	28 G. VAN STRAALLEN	10.434
9	9 J. NAVARRO [P]	10.500
10	64 F. CARICASULO	10.825
11	94 V. DEBISE	11.017
12	25 A. VERDOIA	13.291
13	69 T. BOOTH-AMOS	13.313
14	14 L. MAHIAS	17.930
15	47 A. KOFLER	18.027
16	50 D. VOSTATEK	24.442
17	95 T. MACKENZIE	24.922
18	73 M. KOFLER	25.170
19	17 J. MCPHEE	26.048
20	48 L. DALLA PORTA	27.596
21	7 A. NORRODIN	27.715
22	51 A. SARMOON	27.795
23	22 F. FULIGNI	31.770
24	36 T. GRADINGER	39.559
25	16 Y. OKAYA	50.954
26	98 M. ABE	51.518
RET	27 A. DIAZ	3 Laps
RET	29 N. SPINELLI	6 Laps
RET	71 T. EDWARDS	7 Laps
RET	55 Y. MONTELLA	11 Laps
RET	68 L. POWER	

29/07/2023

These data/results cannot be reproduced, stored and/or transmitted in whole or in part by any manner of electronic, mechanical, photocopying, recording, broadcasting or otherwise now known or herein after developed without the previous express consent by the copyright owner, except for reproduction in daily press and regular printed publications on sale to the public within 60 days of the event related to those data/results and always provided that copyright symbol appears together as follows below.

© DORNA WSBK ORGANIZATION Srl 2023



Autodrom Most 4.212 m

Acerbis Czech Round, 28-30 July 2023
Lap Chart Race 1

2 / 4

Lap 1

1	11	N.Bulega	1'40.324
2	62	S.Manzi	0.691
3	55	Y.Montella	0.755
4	3	R.De Rosa	1.511
5	54	B.Sofuoglu	1.704
6	99	A.Huertas	1.786
7	64	F.Caricasulo	2.357
8	28	Gvan Straalen	2.421
9	9	J.Navarro	2.506
10	94	V.Debise	2.853
11	66	N.Tuuli	3.300
12	23	M.Schroetter	3.509
13	29	N.Spinelli	3.750
14	25	A.Verdoia	3.969
15	14	L.Mahias	4.119
16	69	T.Booth-Amos	4.263
17	71	T.Edwards	4.676
18	47	A.Kofler	5.298
19	51	A.Sarmoon	5.378
20	17	J.McPhee	5.806
21	50	O.Vostatek	6.133
22	73	M.Kofler	6.373
23	95	T.Mackenzie	6.453
24	27	A.Diaz	6.607
25	7	A.Norrodin	6.889
26	36	T.Gradinger	7.017
27	22	F.Fuligni	7.292
28	48	L.Dalla Porta	7.741
29	98	M.Abe	8.185
30	16	Y.Okaya	10.182

10	94	V.Debise	5.713
11	66	N.Tuuli	5.849
12	29	N.Spinelli	6.675
13	69	T.Booth-Amos	6.885
14	25	A.Verdoia	7.282
15	71	T.Edwards	7.414
16	47	A.Kofler	7.926
17	14	L.Mahias	8.103
18	51	A.Sarmoon	9.424
19	73	M.Kofler	10.237
20	95	T.Mackenzie	10.377
21	50	O.Vostatek	10.542
22	17	J.McPhee	11.237
23	27	A.Diaz	11.417
24	36	T.Gradinger	11.924
25	7	A.Norrodin	12.010
26	22	F.Fuligni	12.444
27	48	L.Dalla Porta	12.827
28	98	M.Abe	15.455
29	16	Y.Okaya	19.851

21	95	T.Mackenzie	14.224
22	17	J.McPhee	14.356
23	27	A.Diaz	14.599
24	36	T.Gradinger	15.436
25	7	A.Norrodin	15.612
26	22	F.Fuligni	15.900
27	48	L.Dalla Porta	16.099
28	98	M.Abe	23.480
29	16	Y.Okaya	28.318

Lap 6

1	11	N.Bulega	9'38.680
2	62	S.Manzi	3.251
3	54	B.Sofuoglu	3.387
4	99	A.Huertas	3.470
5	3	R.De Rosa	3.596
6	9	J.Navarro	6.392
7	28	Gvan Straalen	6.393
8	23	M.Schroetter	6.679
9	64	F.Caricasulo	7.013
10	66	N.Tuuli	7.453
11	94	V.Debise	8.187
12	29	N.Spinelli	8.635
13	69	T.Booth-Amos	9.121
14	25	A.Verdoia	10.044
15	47	A.Kofler	10.612
16	14	L.Mahias	11.538
17	73	M.Kofler	16.016
18	50	O.Vostatek	16.636
19	51	A.Sarmoon	16.873
20	95	T.Mackenzie	17.118
21	17	J.McPhee	17.260
22	27	A.Diaz	17.360
23	22	F.Fuligni	17.906
24	7	A.Norrodin	17.996
25	48	L.Dalla Porta	18.363
26	36	T.Gradinger	25.795
27	98	M.Abe	27.855
28	16	Y.Okaya	31.966

Lap 7

1	11	N.Bulega	11'14.680
2	54	B.Sofuoglu	3.579
3	62	S.Manzi	3.690
4	3	R.De Rosa	3.734
5	99	A.Huertas	3.777
6	9	J.Navarro	6.786
7	28	Gvan Straalen	6.988
8	23	M.Schroetter	7.055
9	66	N.Tuuli	7.552
10	64	F.Caricasulo	7.760
11	94	V.Debise	8.589
12	69	T.Booth-Amos	10.392
13	25	A.Verdoia	10.547
14	47	A.Kofler	11.523
15	14	L.Mahias	12.518
16	73	M.Kofler	17.494
17	50	O.Vostatek	17.691
18	95	T.Mackenzie	18.457
19	51	A.Sarmoon	18.600
20	17	J.McPhee	18.865
21	27	A.Diaz	19.070
22	22	F.Fuligni	19.548
23	7	A.Norrodin	19.828
24	48	L.Dalla Porta	20.132
25	36	T.Gradinger	27.939
26	98	M.Abe	32.320
27	16	Y.Okaya	35.402

Lap 8

1	11	N.Bulega	12'50.764
2	62	S.Manzi	3.110
3	54	B.Sofuoglu	3.763

Lap 4

1	11	N.Bulega	6'26.997
2	54	B.Sofuoglu	2.617
3	62	S.Manzi	2.706
4	99	A.Huertas	3.321
5	3	R.De Rosa	3.585
6	28	Gvan Straalen	4.917
7	64	F.Caricasulo	5.422
8	9	J.Navarro	5.558
9	23	M.Schroetter	5.612
10	94	V.Debise	6.095
11	66	N.Tuuli	6.792
12	29	N.Spinelli	7.289
13	69	T.Booth-Amos	7.510
14	71	T.Edwards	7.913
15	25	A.Verdoia	8.407
16	47	A.Kofler	9.016
17	14	L.Mahias	9.319
18	51	A.Sarmoon	11.292
19	73	M.Kofler	11.540
20	50	O.Vostatek	11.783
21	95	T.Mackenzie	12.747
22	17	J.McPhee	13.109
23	27	A.Diaz	13.157
24	36	T.Gradinger	13.734
25	7	A.Norrodin	14.057
26	22	F.Fuligni	14.312
27	48	L.Dalla Porta	14.582
28	98	M.Abe	19.235
29	16	Y.Okaya	23.234

Lap 5

1	11	N.Bulega	8'03.002
2	62	S.Manzi	2.557
3	54	B.Sofuoglu	2.773
4	99	A.Huertas	2.986
5	3	R.De Rosa	3.422
6	28	Gvan Straalen	5.505
7	9	J.Navarro	5.928
8	64	F.Caricasulo	6.257
9	23	M.Schroetter	6.415
10	94	V.Debise	6.902
11	66	N.Tuuli	7.042
12	29	N.Spinelli	7.808
13	69	T.Booth-Amos	7.901
14	71	T.Edwards	8.703
15	25	A.Verdoia	9.228
16	47	A.Kofler	9.717
17	14	L.Mahias	10.238
18	51	A.Sarmoon	13.674
19	73	M.Kofler	13.829
20	50	O.Vostatek	13.868

Lap 9

1	11	N.Bulega	14'26.609
2	62	S.Manzi	2.795
3	3	R.De Rosa	3.319
4	99	A.Huertas	3.621
5	54	B.Sofuoglu	3.624
6	9	J.Navarro	7.759
7	23	M.Schroetter	7.785
8	66	N.Tuuli	7.967
9	28	Gvan Straalen	8.123
10	64	F.Caricasulo	8.301
11	94	V.Debise	8.827
12	69	T.Booth-Amos	10.947
13	25	A.Verdoia	11.376
14	47	A.Kofler	14.059
15	14	L.Mahias	14.194
16	50	O.Vostatek	20.332
17	73	M.Kofler	20.661
18	95	T.Mackenzie	20.827
19	17	J.McPhee	21.740
20	27	A.Diaz	21.784
21	51	A.Sarmoon	22.497
22	48	L.Dalla Porta	22.921
23	22	F.Fuligni	23.333
24	7	A.Norrodin	23.394
25	36	T.Gradinger	31.863
26	98	M.Abe	40.338
27	16	Y.Okaya	41.442

Lap 10

1	11	N.Bulega	16'02.262
2	62	S.Manzi	2.801
3	3	R.De Rosa	3.515
4	54	B.Sofuoglu	3.588
5	99	A.Huertas	6.322
6	23	M.Schroetter	8.325
7	9	J.Navarro	8.337
8	66	N.Tuuli	8.501
9	64	F.Caricasulo	8.779
10	28	Gvan Straalen	9.205
11	94	V.Debise	10.065
12	69	T.Booth-Amos	11.792
13	25	A.Verdoia	12.116
14	14	L.Mahias	15.960
15	47	A.Kofler	16.027
16	50	O.Vostatek	21.690
17	73	M.Kofler	22.288
18	95	T.Mackenzie	22.354

Lap 2

1	11	N.Bulega	3'15.625
2	62	S.Manzi	1.615
3	54	B.Sofuoglu	2.260
4	3	R.De Rosa	2.982
5	99	A.Huertas	3.043
6	28	Gvan Straalen	3.549
7	9	J.Navarro	3.947
8	64	F.Caricasulo	4.081
9	94	V.Debise	4.185
10	23	M.Schroetter	4.548
11	66	N.Tuuli	4.670
12	29	N.Spinelli	5.525
13	25	A.Verdoia	5.718
14	69	T.Booth-Amos	5.802
15	71	T.Edwards	6.237
16	14	L.Mahias	6.623
17	47	A.Kofler	6.961
18	51	A.Sarmoon	7.738
19	73	M.Kofler	8.607
20	95	T.Mackenzie	8.820
21	50	O.Vostatek	9.277
22	17	J.McPhee	9.434
23	27	A.Diaz	9.545
24	36	T.Gradinger	9.667
25	7	A.Norrodin	9.935
26	22	F.Fuligni	10.356
27	48	L.Dalla Porta	10.823
28	98	M.Abe	11.854
29	16	Y.Okaya	14.523

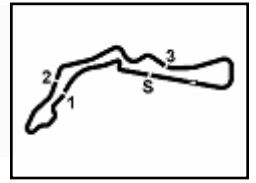
Lap 3

1	11	N.Bulega	4'51.222
2	62	S.Manzi	2.399
3	54	B.Sofuoglu	2.540
4	3	R.De Rosa	3.193
5	99	A.Huertas	3.241
6	28	Gvan Straalen	4.213
7	9	J.Navarro	5.013
8	64	F.Caricasulo	5.132
9	23	M.Schroetter	5.475

29/07/2023

These data/results cannot be reproduced, stored and/or transmitted in whole or in part by any manner of electronic, mechanical, photocopying, recording, broadcasting or otherwise now known or herein after developed without the previous express consent by the copyright owner, except for reproduction in daily press and regular printed publications on sale to the public within 60 days of the event related to those data/results and always provided that copyright symbol appears together as follows below.

© DORNA WSBK ORGANIZATION Srl 2023



Autodrom Most 4.212 m

Acerbis Czech Round, 28-30 July 2023
Lap Chart Race 1

19	17	J.McPhee	23.415
20	48	L.Dalla Porta	24.564
21	51	A.Sarmoon	24.662
22	7	A.Norrodin	25.495
23	22	F.Fuligni	26.584
24	36	T.Gradinger	34.701
25	16	Y.Okaya	44.534
26	98	M.Abe	44.535

Lap 11

1	11	N.Bulega	17'38.248
2	62	S.Manzi	2.589
3	3	R.De Rosa	3.663
4	54	B.Sofuoglu	4.560
5	99	A.Huertas	6.427
6	23	M.Schroetter	8.723
7	66	N.Tuuli	8.997
8	9	J.Navarro	9.180
9	64	F.Caricasulo	9.235
10	28	G.van Straalen	9.611
11	94	V.Debise	10.676
12	69	T.Booth-Amos	12.510
13	25	A.Verdoia	12.844
14	14	L.Mahias	16.957
15	47	A.Kofler	17.336
16	50	D.Vostatek	22.544
17	95	T.Mackenzie	23.715
18	73	M.Kofler	24.074
19	17	J.McPhee	24.785
20	48	L.Dalla Porta	26.205
21	51	A.Sarmoon	26.300
22	7	A.Norrodin	26.877
23	22	F.Fuligni	29.680
24	36	T.Gradinger	36.822
25	16	Y.Okaya	47.563
26	98	M.Abe	47.906

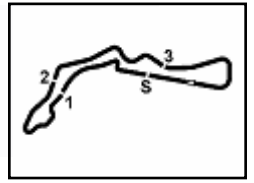
Lap 12

1	11	N.Bulega	19'14.480
2	62	S.Manzi	1.856
3	54	B.Sofuoglu	3.795
4	3	R.De Rosa	3.980
5	99	A.Huertas	6.546
6	23	M.Schroetter	8.536
7	66	N.Tuuli	8.864
8	9	J.Navarro	9.765
9	28	G.van Straalen	10.434
10	64	F.Caricasulo	10.825
11	94	V.Debise	11.017
12	25	A.Verdoia	13.291
13	69	T.Booth-Amos	13.313
14	14	L.Mahias	17.930
15	47	A.Kofler	18.027
16	50	D.Vostatek	24.442
17	95	T.Mackenzie	24.922
18	73	M.Kofler	25.170
19	17	J.McPhee	26.048
20	48	L.Dalla Porta	27.596
21	7	A.Norrodin	27.715
22	51	A.Sarmoon	27.795
23	22	F.Fuligni	31.770
24	36	T.Gradinger	39.559
25	16	Y.Okaya	50.954
26	98	M.Abe	51.518

29/07/2023

These data/results cannot be reproduced, stored and/or transmitted in whole or in part by any manner of electronic, mechanical, photocopying, recording, broadcasting or otherwise now known or herein after developed without the previous express consent by the copyright owner, except for reproduction in daily press and regular printed publications on sale to the public within 60 days of the event related to those data/results and always provided that copyright symbol appears together as follows below.

© DORNA WSBK ORGANIZATION Srl 2023



Autodrom Most 4.212 m

4 / 4

Acerbis Czech Round, 28-30 July 2023
Lap Chart Race 1

Race Pace Comparison

	11 Bul	62 Man	54 Sof	3 DeR	99 Hue	23 Sch	66 Tuu	28 vSt	9 Nav	64 Car	94 Deb	25 Ver	69 Boo	14 Mah
1	1'40.324	1'41.015	1'42.028	1'41.835	1'42.110	1'43.833	1'43.624	1'42.745	1'42.830	1'42.681	1'43.177	1'44.293	1'44.587	1'44.443
2	1'35.301	1'36.225	1'35.857	1'36.772	1'36.558	1'36.340	1'36.671	1'36.429	1'36.742	1'37.025	1'36.633	1'37.050	1'36.840	1'37.805
3	1'35.597	1'36.381	1'35.877	1'35.808	1'35.795	1'36.524	1'36.776	1'36.261	1'36.663	1'36.648	1'37.125	1'37.161	1'36.680	1'37.077
4	1'35.775	1'36.082	1'35.852	1'36.167	1'35.855	1'35.912	1'36.718	1'36.479	1'36.320	1'36.065	1'36.157	1'36.900	1'36.400	1'36.991
5	1'36.005	1'35.856	1'36.161	1'35.842	1'35.670	1'36.808	1'36.255	1'36.593	1'36.375	1'36.840	1'36.812	1'36.826	1'36.396	1'36.924
6	1'35.678	1'36.372	1'36.292	1'35.852	1'36.162	1'35.942	1'36.089	1'36.566	1'36.142	1'36.434	1'36.963	1'36.494	1'36.898	1'36.978
7	1'36.000	1'36.439	1'36.192	1'36.138	1'36.307	1'36.376	1'36.099	1'36.595	1'36.394	1'36.747	1'36.402	1'36.503	1'37.271	1'36.980
8	1'36.084	1'35.504	1'36.268	1'36.198	1'36.223	1'36.016	1'35.943	1'36.405	1'36.178	1'36.208	1'36.103	1'36.464	1'36.392	1'36.740
9	1'35.845	1'35.530	1'35.706	1'35.316	1'35.550	1'36.643	1'36.401	1'36.659	1'36.724	1'36.262	1'36.064	1'36.294	1'36.092	1'36.865
10	1'35.653	1'35.659	1'35.617	1'35.849	1'38.354	1'36.193	1'36.187	1'36.735	1'36.231	1'36.131	1'36.891	1'36.393	1'36.498	1'37.419
11	1'35.986	1'35.774	1'36.958	1'36.134	1'36.091	1'36.384	1'36.482	1'36.392	1'36.829	1'36.442	1'36.597	1'36.714	1'36.704	1'36.983
12	1'36.232	1'35.499	1'35.467	1'36.549	1'36.351	1'36.045	1'36.099	1'37.055	1'36.817	1'37.822	1'36.573	1'36.679	1'37.035	1'37.205

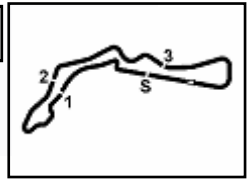
	47 KoA	50 Vos	95 Mac	73 Kof	17 McP	48 DPo	7 Nor	51 Sar	22 Ful	36 Gra	16 Oka	98 Abe	27 Dia	29 Spi
1	1'45.622	1'46.457	1'46.777	1'46.697	1'46.130	1'48.065	1'47.213	1'45.702	1'47.616	1'47.341	1'50.506	1'48.509	1'46.931	1'44.074
2	1'36.964	1'38.445	1'37.668	1'37.535	1'38.929	1'38.383	1'38.347	1'37.661	1'38.365	1'37.951	1'39.642	1'38.970	1'38.239	1'37.076
3	1'36.562	1'36.862	1'37.154	1'37.227	1'37.400	1'37.601	1'37.672	1'37.283	1'37.685	1'37.854	1'40.925	1'39.198	1'37.469	1'36.747
4	1'36.865	1'37.016	1'38.145	1'37.078	1'37.647	1'37.530	1'37.822	1'37.643	1'37.643	1'37.585	1'39.158	1'39.555	1'37.515	1'36.389
5	1'36.706	1'38.090	1'37.482	1'38.294	1'37.252	1'37.522	1'37.560	1'38.387	1'37.593	1'37.707	1'41.089	1'40.250	1'37.447	1'36.524
6	1'36.573	1'38.446	1'38.572	1'37.865	1'38.582	1'37.942	1'38.062	1'38.877	1'37.684	1'46.037	1'39.326	1'40.053	1'38.439	1'36.505
7	1'36.911	1'37.055	1'37.339	1'37.478	1'37.605	1'37.769	1'37.832	1'37.727	1'37.642	1'38.144	1'39.436	1'40.465	1'37.710	
8	1'37.080	1'37.320	1'37.326	1'37.499	1'37.607	1'37.400	1'37.864	1'38.226	1'37.545	1'38.046	1'38.954	1'40.061	1'37.627	
9	1'37.385	1'37.250	1'36.973	1'37.597	1'37.197	1'37.318	1'37.631	1'37.600	1'38.169	1'37.807	1'39.015	1'39.886	1'37.016	
10	1'37.621	1'37.011	1'37.180	1'37.280	1'37.328	1'37.296	1'37.754	1'37.818	1'38.904	1'38.491	1'38.745	1'39.850		
11	1'37.295	1'36.840	1'37.347	1'37.772	1'37.356	1'37.627	1'37.368	1'37.624	1'39.082	1'38.107	1'39.015	1'39.357		
12	1'36.923	1'38.130	1'37.439	1'37.328	1'37.495	1'37.623	1'37.070	1'37.727	1'38.322	1'38.969	1'39.623	1'39.844		

	71 Edw	55 Mon
1	1'45.000	1'41.079
2	1'36.862	
3	1'36.774	
4	1'36.274	
5	1'36.795	

29/07/2023

These data/results cannot be reproduced, stored and/or transmitted in whole or in part by any manner of electronic, mechanical, photocopying, recording, broadcasting or otherwise now known or herein after developed without the previous express consent by the copyright owner, except for reproduction in daily press and regular printed publications on sale to the public within 60 days of the event related to those data/results and always provided that copyright symbol appears together as follows below.

© DORNA WSBK ORGANIZATION Srl 2023



Autodrom Most 4.212 m

Acerbis Czech Round, 28-30 July 2023
Best Sectors & Speed Race 1

RESULTS				
1	11	N. BULEGA	Ducati Panigale V2	Laps 12
2	62	S. MANZI	Yamaha YZF R6	1.856
3	54	B. SOFUOGLU	MV Agusta F3 800 RR	3.795
4	3	R. DE ROSA	Ducati Panigale V2	3.980
5	99	A. HUERTAS	Kawasaki ZX-6R	6.546
6	23	M. SCHROETTER	MV Agusta F3 800 RR	8.536
7	66	N. TUULI	Triumph Street Triple RS 765	8.864
8	28	G. VAN STRAALEN	Yamaha YZF R6	10.434
9	9	J. NAVARRO	Yamaha YZF R6	10.500
10	64	F. CARICASULO	Ducati Panigale V2	10.825
11	94	V. DEBISE	Yamaha YZF R6	11.017
12	25	A. VERDOIA	Yamaha YZF R6	13.291
13	69	T. BOOTH-AMOS	Kawasaki ZX-6R	13.313
14	14	L. MAHIAS	Kawasaki ZX-6R	17.930
15	47	A. KOFLER	Ducati Panigale V2	18.027
16	50	D. VOSTATEK	Triumph Street Triple RS 765	24.442
17	95	T. MACKENZIE	Honda CBR600RR	24.922
18	73	M. KOFLER	Ducati Panigale V2	25.170
19	17	J. MCPHEE	Kawasaki ZX-6R	26.048
20	48	L. DALLA PORTA	Yamaha YZF R6	27.596
21	7	A. NORRODIN	Honda CBR600RR	27.715
22	51	A. SARMOON	Yamaha YZF R6	27.795
23	22	F. FULIGNI	Ducati Panigale V2	31.770
24	36	T. GRADINGER	Yamaha YZF R6	39.559
25	16	Y. OKAYA	Kawasaki ZX-6R	50.954
26	98	M. ABE	Yamaha YZF R6	51.518
RET	27	A. DIAZ	Yamaha YZF R6	3 Laps
RET	29	N. SPINELLI	Yamaha YZF R6	6 Laps
RET	71	T. EDWARDS	Yamaha YZF R6	7 Laps
RET	55	Y. MONTELLA	Ducati Panigale V2	11 Laps
RET	68	L. POWER	Kawasaki ZX-6R	

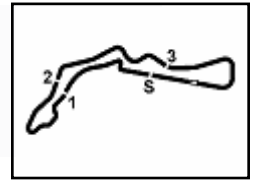
SPEED				
1	48	L. DALLA PORTA	Yamaha YZF R6	259,6
2	94	V. DEBISE	Yamaha YZF R6	259,0
3	69	T. BOOTH-AMOS	Kawasaki ZX-6R	259,0
4	23	M. SCHROETTER	MV Agusta F3 800 RR	259,0
5	64	F. CARICASULO	Ducati Panigale V2	259,0
6	3	R. DE ROSA	Ducati Panigale V2	258,4
7	54	B. SOFUOGLU	MV Agusta F3 800 RR	257,7
8	28	G. VAN STRAALEN	Yamaha YZF R6	257,7
9	9	J. NAVARRO	Yamaha YZF R6	257,7
10	62	S. MANZI	Yamaha YZF R6	257,7
11	50	D. VOSTATEK	Triumph Street Triple RS 765	257,1
12	99	A. HUERTAS	Kawasaki ZX-6R	257,1
13	17	J. MCPHEE	Kawasaki ZX-6R	256,5
14	66	N. TUULI	Triumph Street Triple RS 765	256,5
15	71	T. EDWARDS	Yamaha YZF R6	256,5
16	27	A. DIAZ	Yamaha YZF R6	256,5
17	25	A. VERDOIA	Yamaha YZF R6	255,9
18	51	A. SARMOON	Yamaha YZF R6	255,9
19	7	A. NORRODIN	Honda CBR600RR	255,9
20	95	T. MACKENZIE	Honda CBR600RR	254,8
21	47	A. KOFLER	Ducati Panigale V2	254,8
22	73	M. KOFLER	Ducati Panigale V2	254,2
23	36	T. GRADINGER	Yamaha YZF R6	254,2
24	22	F. FULIGNI	Ducati Panigale V2	254,2
25	14	L. MAHIAS	Kawasaki ZX-6R	253,0
26	29	N. SPINELLI	Yamaha YZF R6	251,8
27	55	Y. MONTELLA	Ducati Panigale V2	250,7
28	11	N. BULEGA	Ducati Panigale V2	250,7
29	16	Y. OKAYA	Kawasaki ZX-6R	247,9
30	98	M. ABE	Yamaha YZF R6	246,7

SEG. 1		SEG. 2		SEG. 3		SEG. 4									
1	54	B. SOFUOGLU	23.324	1	54	B. SOFUOGLU	23.407	1	11	N. BULEGA	23.901	1	55	Y. MONTELLA	24.213
2	3	R. DE ROSA	23.386	2	11	N. BULEGA	23.453	2	3	R. DE ROSA	23.951	2	23	M. SCHROETTER	24.217
3	11	N. BULEGA	23.462	3	62	S. MANZI	23.477	3	62	S. MANZI	23.953	3	11	N. BULEGA	24.229
4	62	S. MANZI	23.491	4	99	A. HUERTAS	23.513	4	99	A. HUERTAS	24.028	4	99	A. HUERTAS	24.241
5	64	F. CARICASULO	23.527	5	3	R. DE ROSA	23.566	5	55	Y. MONTELLA	24.055	5	64	F. CARICASULO	24.270
6	66	N. TUULI	23.530	6	94	V. DEBISE	23.615	6	54	B. SOFUOGLU	24.065	6	69	T. BOOTH-AMOS	24.273
7	23	M. SCHROETTER	23.546	7	28	G. VAN STRAALEN	23.636	7	9	J. NAVARRO	24.143	7	54	B. SOFUOGLU	24.290
8	55	Y. MONTELLA	23.553	8	9	J. NAVARRO	23.651	8	94	V. DEBISE	24.187	8	66	N. TUULI	24.310
9	99	A. HUERTAS	23.589	9	55	Y. MONTELLA	23.658	9	69	T. BOOTH-AMOS	24.190	9	9	J. NAVARRO	24.311
10	94	V. DEBISE	23.604	10	66	N. TUULI	23.659	10	66	N. TUULI	24.194	10	71	T. EDWARDS	24.354
11	71	T. EDWARDS	23.624	11	69	T. BOOTH-AMOS	23.692	11	23	M. SCHROETTER	24.213	11	29	N. SPINELLI	24.363
12	9	J. NAVARRO	23.654	12	29	N. SPINELLI	23.709	12	28	G. VAN STRAALEN	24.216	12	62	S. MANZI	24.363
13	28	G. VAN STRAALEN	23.694	13	23	M. SCHROETTER	23.712	13	64	F. CARICASULO	24.218	13	28	G. VAN STRAALEN	24.370
14	25	A. VERDOIA	23.711	14	14	L. MAHIAS	23.718	14	29	N. SPINELLI	24.221	14	3	R. DE ROSA	24.382
15	29	N. SPINELLI	23.734	15	95	T. MACKENZIE	23.743	15	14	L. MAHIAS	24.253	15	94	V. DEBISE	24.395
16	50	D. VOSTATEK	23.736	16	25	A. VERDOIA	23.754	16	25	A. VERDOIA	24.300	16	25	A. VERDOIA	24.410
17	69	T. BOOTH-AMOS	23.765	17	64	F. CARICASULO	23.774	17	47	A. KOFLER	24.353	17	14	L. MAHIAS	24.436
18	47	A. KOFLER	23.786	18	50	D. VOSTATEK	23.789	18	71	T. EDWARDS	24.399	18	47	A. KOFLER	24.453
19	48	L. DALLA PORTA	23.791	19	71	T. EDWARDS	23.808	19	95	T. MACKENZIE	24.437	19	27	A. DIAZ	24.483
20	73	M. KOFLER	23.828	20	47	A. KOFLER	23.820	20	50	D. VOSTATEK	24.438	20	17	J. MCPHEE	24.520
21	17	J. MCPHEE	23.833	21	22	F. FULIGNI	23.835	21	73	M. KOFLER	24.474	21	50	D. VOSTATEK	24.552
22	27	A. DIAZ	23.840	22	73	M. KOFLER	23.894	22	27	A. DIAZ	24.524	22	7	A. NORRODIN	24.564
23	7	A. NORRODIN	23.840	23	17	J. MCPHEE	23.903	23	22	F. FULIGNI	24.576	23	95	T. MACKENZIE	24.593
24	51	A. SARMOON	23.885	24	51	A. SARMOON	23.922	24	51	A. SARMOON	24.582	24	51	A. SARMOON	24.598
25	22	F. FULIGNI	23.906	25	36	T. GRADINGER	23.939	25	7	A. NORRODIN	24.587	25	48	L. DALLA PORTA	24.645
26	14	L. MAHIAS	23.937	26	7	A. NORRODIN	23.955	26	48	L. DALLA PORTA	24.637	26	22	F. FULIGNI	24.655
27	95	T. MACKENZIE	23.973	27	27	A. DIAZ	23.957	27	17	J. MCPHEE	24.658	27	36	T. GRADINGER	24.675
28	16	Y. OKAYA	24.018	28	48	L. DALLA PORTA	23.989	28	36	T. GRADINGER	24.719	28	73	M. KOFLER	24.718
29	36	T. GRADINGER	24.031	29	98	M. ABE	24.328	29	98	M. ABE	25.019	29	16	Y. OKAYA	24.903
30	98	M. ABE	24.279	30	16	Y. OKAYA	24.372	30	16	Y. OKAYA	25.231	30	98	M. ABE	25.042

29/07/2023

These data/results cannot be reproduced, stored and/or transmitted in whole or in part by any manner of electronic, mechanical, photocopying, recording, broadcasting or otherwise now known or herein after developed without the previous express consent by the copyright owner, except for reproduction in daily press and regular printed publications on sale to the public within 60 days of the event related to those data/results and always provided that copyright symbol appears together as follows below.

© DORNA WSBK ORGANIZATION Srl 2023



Acerbis Czech Round, 28-30 July 2023
Chronological Analysis Race 1

Start at 15:33'14.338

1 / 4

1° 11 N. BULEGA [1'35.301]							
Lap	Seg1	Seg2	Seg3	Seg4	Lap Time	km/h	Local Time
1		23.575	23.967	24.263	1'40.324		15:34'54.662
2	23.718	23.453	23.901	24.229	1'35.301	248,4	15:36'29.963
3	23.600	23.590	24.092	24.315	1'35.597	249,5	15:38'05.560
4	23.677	23.660	24.137	24.301	1'35.775	248,4	15:39'41.335
5	23.649	23.650	24.287	24.419	1'36.005	249,5	15:41'17.340
6	23.547	23.616	24.187	24.328	1'35.678	250,1	15:42'53.018
7	23.711	23.663	24.215	24.411	1'36.000	248,4	15:44'29.018
8	23.734	23.730	24.241	24.379	1'36.084	249,5	15:46'05.102
9	23.602	23.651	24.249	24.343	1'35.845	249,0	15:47'40.947
10	23.462	23.605	24.142	24.444	1'35.653	250,7	15:49'16.600
11	23.679	23.717	24.222	24.368	1'35.986	250,7	15:50'52.586
12	23.615	23.809	24.345	24.463	1'36.232	250,7	15:52'28.818
Race Time 19'14.480							

1		23.993	24.200	24.393	1'42.110		15:34'56.448
2	23.835	23.801	24.457	24.465	1'36.558	255,3	15:36'33.006
3	23.733	23.636	24.064	24.362	1'35.795	252,4	15:38'08.801
4	23.651	23.667	24.192	24.345	1'35.855	251,8	15:39'44.656
5	23.713	23.513	24.148	24.296	1'35.670	246,7	15:41'20.326
6	23.637	23.688	24.327	24.510	1'36.162	253,0	15:42'56.488
7	24.389	23.546	24.028	24.344	1'36.307	255,3	15:44'32.795
8	23.945	23.791	24.131	24.356	1'36.223	253,6	15:46'09.018
9	23.589	23.690	24.030	24.241	1'35.550	257,1	15:47'44.568
10	23.616	25.580	24.643	24.515	1'38.354	251,3	15:49'22.922
11	23.677	23.603	24.311	24.500	1'36.091	247,3	15:50'59.013
12	23.836	23.603	24.244	24.668	1'36.351	247,3	15:52'35.364
Race Time 19'21.026							

2° 62 S. MANZI [1'35.499]							
Lap	Seg1	Seg2	Seg3	Seg4	Lap Time	km/h	Local Time
1		23.601	24.027	24.376	1'41.015		15:34'55.353
2	23.874	23.833	23.953	24.565	1'36.225	245,6	15:36'31.578
3	23.857	23.678	24.235	24.611	1'36.381	247,3	15:38'07.959
4	23.753	23.760	24.106	24.463	1'36.082	246,7	15:39'44.041
5	23.665	23.646	23.989	24.556	1'35.856	255,9	15:41'19.897
6	23.617	23.737	24.443	24.575	1'36.372	247,3	15:42'56.269
7	23.790	23.812	24.252	24.585	1'36.439	245,1	15:44'32.708
8	23.573	23.541	24.027	24.363	1'35.504	257,7	15:46'08.212
9	23.610	23.493	23.973	24.454	1'35.530	246,7	15:47'43.742
10	23.491	23.627	24.086	24.455	1'35.659	248,4	15:49'19.401
11	23.628	23.573	24.107	24.466	1'35.774	247,9	15:50'55.175
12	23.573	23.477	24.021	24.428	1'35.499	247,3	15:52'30.674
Race Time 19'16.336							

6° 23 M. SCHROETTER [1'35.912]							
Lap	Seg1	Seg2	Seg3	Seg4	Lap Time	km/h	Local Time
1		24.510	24.571	24.371	1'43.833		15:34'58.171
2	23.781	23.916	24.264	24.379	1'36.340	255,9	15:36'34.511
3	23.886	23.897	24.512	24.229	1'36.524	256,5	15:38'11.035
4	23.619	23.781	24.295	24.217	1'35.912	255,3	15:39'46.947
5	24.204	23.945	24.414	24.245	1'36.808	256,5	15:41'23.755
6	23.546	23.732	24.316	24.348	1'35.942	259,0	15:42'59.697
7	24.026	23.813	24.308	24.229	1'36.376	253,0	15:44'36.073
8	23.658	23.777	24.267	24.314	1'36.016	254,2	15:46'12.089
9	23.953	23.942	24.283	24.465	1'36.643	253,6	15:47'48.732
10	23.798	23.853	24.226	24.316	1'36.193	251,8	15:49'24.925
11	23.738	23.712	24.319	24.615	1'36.384	253,0	15:51'01.309
12	23.701	23.737	24.213	24.394	1'36.045	248,4	15:52'37.354
Race Time 19'23.016							

3° 54 B. SOFUOGLU [1'35.467]							
Lap	Seg1	Seg2	Seg3	Seg4	Lap Time	km/h	Local Time
1		23.950	24.320	24.386	1'42.028		15:34'56.366
2	23.525	23.507	24.282	24.543	1'35.857	257,7	15:36'32.223
3	23.477	23.566	24.268	24.566	1'35.877	254,8	15:38'08.100
4	23.391	23.631	24.371	24.459	1'35.852	256,5	15:39'43.952
5	23.876	23.651	24.195	24.439	1'36.161	251,3	15:41'20.113
6	23.521	23.724	24.550	24.497	1'36.292	256,5	15:42'56.405
7	23.482	23.664	24.500	24.546	1'36.192	254,8	15:44'32.597
8	23.806	23.568	24.409	24.485	1'36.268	251,3	15:46'08.865
9	23.585	23.578	24.220	24.323	1'35.706	254,2	15:47'44.571
10	23.399	23.666	24.262	24.290	1'35.617	257,1	15:49'20.188
11	24.567	23.513	24.433	24.445	1'36.958	257,7	15:50'57.146
12	23.324	23.407	24.065	24.671	1'35.467	254,2	15:52'32.613
Race Time 19'18.275							

7° 66 N. TUULI [1'35.943]							
Lap	Seg1	Seg2	Seg3	Seg4	Lap Time	km/h	Local Time
1		24.376	24.472	24.709	1'43.624		15:34'57.962
2	23.887	23.738	24.256	24.790	1'36.671	250,7	15:36'34.633
3	23.892	23.900	24.565	24.419	1'36.776	256,5	15:38'11.409
4	23.700	23.708	24.910	24.400	1'36.718	255,3	15:39'48.127
5	23.746	23.675	24.341	24.493	1'36.255	250,7	15:41'24.382
6	23.786	23.659	24.236	24.408	1'36.089	256,5	15:43'00.471
7	23.611	23.818	24.275	24.395	1'36.099	252,4	15:44'36.570
8	23.530	23.819	24.264	24.330	1'35.943	251,8	15:46'12.513
9	23.716	23.871	24.321	24.493	1'36.401	255,9	15:47'48.914
10	23.664	24.019	24.194	24.310	1'36.187	251,8	15:49'25.101
11	23.643	23.816	24.237	24.786	1'36.482	255,3	15:51'01.583
12	23.631	23.740	24.254	24.474	1'36.099	247,9	15:52'37.682
Race Time 19'23.344							

4° 3 R. DE ROSA [1'35.316]							
Lap	Seg1	Seg2	Seg3	Seg4	Lap Time	km/h	Local Time
1		23.908	24.167	24.454	1'41.835		15:34'56.173
2	24.000	23.794	24.475	24.503	1'36.772	249,0	15:36'32.945
3	23.709	23.618	24.029	24.452	1'35.808	251,3	15:38'08.753
4	23.810	23.780	24.162	24.415	1'36.167	251,3	15:39'44.920
5	23.761	23.622	24.077	24.382	1'35.842	253,6	15:41'20.762
6	23.725	23.575	24.153	24.399	1'35.852	253,0	15:42'56.614
7	23.634	23.786	24.235	24.483	1'36.138	254,8	15:44'32.752
8	23.755	23.859	24.182	24.402	1'36.198	254,2	15:46'08.950
9	23.386	23.566	23.951	24.413	1'35.316	258,4	15:47'44.266
10	23.589	23.688	24.093	24.479	1'35.849	250,1	15:49'20.115
11	23.805	23.619	24.136	24.574	1'36.134	250,1	15:50'56.249
12	23.665	23.660	24.182	25.042	1'36.549	249,0	15:52'32.798
Race Time 19'18.460							

8° 28 G. VAN STRAALLEN [1'36.261]							
Lap	Seg1	Seg2	Seg3	Seg4	Lap Time	km/h	Local Time
1		24.144	24.476	24.371	1'42.745		15:34'57.083
2	23.712	23.666	24.455	24.596	1'36.429	257,7	15:36'33.512
3	23.694	23.677	24.303	24.587	1'36.261	251,3	15:38'09.773
4	23.794	23.812	24.378	24.495	1'36.479	248,4	15:39'46.252
5	23.898	23.685	24.315	24.695	1'36.593	247,9	15:41'22.845
6	23.933	23.636	24.253	24.744	1'36.566	247,3	15:42'59.411
7	24.050	23.730	24.317	24.498	1'36.595	245,1	15:44'36.006
8	23.866	23.837	24.299	24.403	1'36.405	250,7	15:46'12.411
9	24.034	23.893	24.216	24.516	1'36.659	251,8	15:47'49.070
10	23.995	24.123	24.247	24.370	1'36.735	255,3	15:49'25.805
11	23.701	23.711	24.377	24.603	1'36.392	253,6	15:51'02.197
12	23.858	24.081	24.565	24.551	1'37.055	252,4	15:52'39.252
Race Time 19'24.914							

5° 99 A. HUERTAS [1'35.550]								
Lap	Seg1	Seg2	Seg3	Seg4	Lap Time	km/h	Local Time	
1			24.376		24.358	24.311	1'42.830	15:34'57.168
2	23.817	23.875	24.350	24.700	1'36.742	257,7	15:36'33.910	

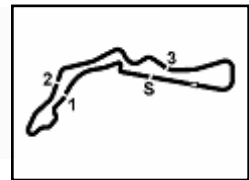
9° 9 J. NAVARRO [1'36.142]								
Lap	Seg1	Seg2	Seg3	Seg4	Lap Time	km/h	Local Time	
1			24.376		24.358	24.311	1'42.830	15:34'57.168
2	23.817	23.875	24.350	24.700	1'36.742	257,7	15:36'33.910	

29/07/2023

P = Pits In/Out - C = Lap Time Cancelled

These data/results cannot be reproduced, stored and/or transmitted in whole or in part by any manner of electronic, mechanical, photocopying, recording, broadcasting or otherwise now known or herein after developed without the previous express consent by the copyright owner, except for reproduction in daily press and regular printed publications on sale to the public within 60 days of the event related to those data/results and always provided that copyright symbol appears together as follows below.

© DORNA WSBK ORGANIZATION Srl 2023



Acerbis Czech Round, 28-30 July 2023
Chronological Analysis Race 1

Autodrom Most 4.212 m

Start at 15:33'14.338

2 / 4

Lap	Seg1	Seg2	Seg3	Seg4	Lap Time	km/h	Local Time
3	24.104	23.751	24.357	24.451	1'36.663	252,4	15:38'10.573
4	23.958	23.728	24.185	24.449	1'36.320	249,5	15:39'46.893
5	24.028	23.767	24.168	24.412	1'36.375	257,7	15:41'23.268
6	23.693	23.697	24.143	24.609	1'36.142	250,1	15:42'59.410
7	23.799	23.710	24.235	24.650	1'36.394	246,2	15:44'35.804
8	23.722	23.727	24.213	24.516	1'36.178	248,4	15:46'11.982
9	23.964	23.902	24.217	24.641	1'36.724	246,7	15:47'48.706
10	23.744	23.805	24.172	24.510	1'36.231	247,9	15:49'24.937
11	23.654	23.651	24.367	25.157	1'36.829	250,1	15:51'01.766
12	24.043	23.861	24.285	24.628	1'36.817	251,8	15:52'38.583

Race Time 19'27.793

Race Time 19'24.245 + 0.735Pen

14°		14 L. MAHIAS [1'36.740]						
Lap	Seg1	Seg2	Seg3	Seg4	Lap Time	km/h	Local Time	
1		24.710	24.527	24.436	1'44.443		15:34'58.781	
2	24.551	24.436	24.253	24.565	1'37.805	253,0	15:36'36.586	
3	23.937	23.893	24.718	24.529	1'37.077	250,7	15:38'13.663	
4	24.127	23.929	24.390	24.545	1'36.991	252,4	15:39'50.654	
5	24.024	23.973	24.382	24.545	1'36.924	250,7	15:41'27.578	
6	23.976	23.875	24.540	24.587	1'36.978	249,0	15:43'04.556	
7	24.097	23.868	24.491	24.524	1'36.980	246,7	15:44'41.536	
8	23.969	23.812	24.367	24.592	1'36.740	247,3	15:46'18.276	
9	24.029	23.818	24.356	24.662	1'36.865	249,0	15:47'55.141	
10	24.258	23.980	24.491	24.690	1'37.419	250,1	15:49'32.560	
11	24.145	23.718	24.413	24.707	1'36.983	247,3	15:51'09.543	
12	24.137	23.773	24.567	24.728	1'37.205	244,5	15:52'46.748	

Race Time 19'32.410

Race Time 19'25.305

15°		47 A. KOFLER [1'36.562]						
Lap	Seg1	Seg2	Seg3	Seg4	Lap Time	km/h	Local Time	
1		24.926	24.765	24.665	1'45.622		15:34'59.960	
2	23.998	24.043	24.368	24.555	1'36.964	253,6	15:36'36.924	
3	23.842	23.820	24.388	24.512	1'36.562	254,8	15:38'13.486	
4	23.981	23.906	24.525	24.453	1'36.865	253,6	15:39'50.351	
5	23.854	23.861	24.476	24.515	1'36.706	253,0	15:41'27.057	
6	23.786	23.850	24.353	24.584	1'36.573	254,2	15:43'03.630	
7	23.821	23.822	24.736	24.532	1'36.911	252,4	15:44'40.541	
8	24.027	23.937	24.444	24.672	1'37.080	251,8	15:46'17.621	
9	23.831	24.245	24.515	24.794	1'37.385	250,7	15:47'55.006	
10	24.104	23.952	24.724	24.841	1'37.621	250,1	15:49'32.627	
11	24.184	24.085	24.450	24.576	1'37.295	251,3	15:51'09.922	
12	23.984	23.959	24.368	24.612	1'36.923	250,7	15:52'46.845	

Race Time 19'32.507

Race Time 19'25.497

16°		50 O. VOSTATEK [1'36.840]						
Lap	Seg1	Seg2	Seg3	Seg4	Lap Time	km/h	Local Time	
1		25.190	25.002	24.799	1'46.457		15:35'00.795	
2	23.860	24.182	24.802	25.601	1'38.445	254,2	15:36'39.240	
3	23.827	23.857	24.608	24.570	1'36.862	253,6	15:38'16.102	
4	24.064	23.941	24.459	24.552	1'37.016	257,1	15:39'53.118	
5	24.014	24.506	24.824	24.746	1'38.090	255,3	15:41'31.208	
6	24.381	24.248	25.077	24.740	1'38.446	251,8	15:43'09.654	
7	23.915	23.889	24.592	24.659	1'37.055	249,5	15:44'46.709	
8	24.058	23.988	24.645	24.629	1'37.320	254,2	15:46'24.029	
9	23.948	23.997	24.569	24.736	1'37.250	246,7	15:48'01.279	
10	24.013	23.928	24.450	24.620	1'37.011	247,9	15:49'38.290	
11	23.736	23.789	24.554	24.761	1'36.840	249,5	15:51'15.130	
12	25.125	23.892	24.438	24.675	1'38.130	247,9	15:52'53.260	

Race Time 19'38.922

Race Time 19'27.771

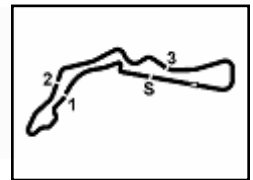
17°		95 T. MACKENZIE [1'36.973]						
Lap	Seg1	Seg2	Seg3	Seg4	Lap Time	km/h	Local Time	
1		25.383	24.789	24.874	1'46.777		15:35'01.115	
2	24.386	24.029	24.614	24.639	1'37.668	254,8	15:36'38.783	
3	24.120	23.802	24.533	24.699	1'37.154	247,9	15:38'15.937	
4	24.252	24.623	24.529	24.741	1'38.145	251,3	15:39'54.082	
5	24.264	23.895	24.646	24.677	1'37.482	244,5	15:41'31.564	
6	24.448	24.165	25.180	24.779	1'38.572	250,1	15:43'10.136	

29/07/2023 P = Pits In/Out - C = Lap Time Cancelled

These data/results cannot be reproduced, stored and/or transmitted in whole or in part by any manner of electronic, mechanical, photocopying, recording, broadcasting or otherwise now known or herein after developed without the previous express consent by the copyright owner, except for reproduction in daily press and regular printed publications on sale to the public within 60 days of the event related to those data/results and always provided that copyright symbol appears together as follows below.

© DORNA WSBK ORGANIZATION Srl 2023





Acerbis Czech Round, 28-30 July 2023

Chronological Analysis Race 1

Autodrom Most 4.212 m

Start at 15:33'14.338

3 / 4

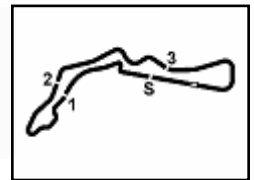
Lap	Seg1	Seg2	Seg3	Seg4	Lap Time	km/h	Local Time																
7	24.081	23.911	24.551	24.796	1'37.339	247,9	15:44'47.475	9	23.936	24.097	24.802	24.796	1'37.631	253,0	15:48'04.341								
8	24.101	23.908	24.447	24.870	1'37.326	246,2	15:46'24.801	10	23.912	24.079	24.922	24.841	1'37.754	255,9	15:49'42.095								
9	24.038	23.743	24.599	24.593	1'36.973	245,6	15:48'01.774	11	23.993	23.955	24.647	24.773	1'37.368	246,7	15:51'19.463								
10	24.177	23.763	24.611	24.629	1'37.180	247,9	15:49'38.954	12	23.840	23.996	24.587	24.647	1'37.070	246,7	15:52'56.533								
11	23.973	24.154	24.437	24.783	1'37.347	250,1	15:51'16.301									Race Time 19'42.195							
12	24.050	24.103	24.520	24.766	1'37.439	242,9	15:52'53.740									Race Time 19'39.402							
18° 73 M. KOFLER (1'37.078)								22° 51 A. SARMOON (1'37.283)															
Lap	Seg1	Seg2	Seg3	Seg4	Lap Time	km/h	Local Time	Lap	Seg1	Seg2	Seg3	Seg4	Lap Time	km/h	Local Time								
1		25.210	25.251	24.870	1'46.697		15:35'01.035	1			25.028	25.114	24.598	1'45.702	253,0	15:35'00.040							
2	24.015	24.046	24.700	24.774	1'37.535	254,2	15:36'38.570	2	24.235	24.133	24.582	24.711	1'37.661	255,3	15:36'37.701								
3	23.828	23.923	24.665	24.811	1'37.227	249,5	15:38'15.797	3	23.885	24.102	24.599	24.697	1'37.283	248,4	15:38'14.984								
4	23.992	23.894	24.474	24.718	1'37.078	248,4	15:39'52.875	4	23.963	24.107	24.710	24.863	1'37.643	245,6	15:39'52.627								
5	24.130	24.504	24.787	24.873	1'38.294	250,1	15:41'31.169	5	24.346	24.409	24.713	24.919	1'38.387	245,1	15:41'31.014								
6	24.183	24.105	24.622	24.955	1'37.865	252,4	15:43'09.034	6	24.406	24.379	25.345	24.747	1'38.877	245,1	15:43'09.891								
7	23.897	23.950	24.701	24.930	1'37.478	245,1	15:44'46.512	7	23.979	23.922	25.169	24.657	1'37.727	246,2	15:44'47.618								
8	23.985	23.904	24.762	24.848	1'37.499	246,2	15:46'24.011	8	24.027	24.204	24.618	25.377	1'38.226	251,3	15:46'25.844								
9	24.201	24.040	24.615	24.741	1'37.597	246,2	15:48'01.608	9	24.027	24.181	24.740	24.652	1'37.600	255,9	15:48'03.444								
10	23.863	24.032	24.617	24.768	1'37.280	247,9	15:49'38.888	10	24.022	24.067	24.932	24.797	1'37.818	245,6	15:49'41.262								
11	24.018	24.291	24.685	24.778	1'37.772	250,1	15:51'16.660	11	24.016	24.137	24.683	24.788	1'37.624	253,6	15:51'18.886								
12	23.876	24.111	24.583	24.758	1'37.328	249,0	15:52'53.988	12	24.054	24.062	24.732	24.879	1'37.727	251,8	15:52'56.613								
								Race Time 19'42.275															
19° 17 J. MCPHEE (1'37.197)								23° 22 F. FULIGNI (1'37.545)															
Lap	Seg1	Seg2	Seg3	Seg4	Lap Time	km/h	Local Time	Lap	Seg1	Seg2	Seg3	Seg4	Lap Time	km/h	Local Time								
1		25.226	25.087	24.639	1'46.130		15:35'00.468	1			25.596	24.995	24.858	1'47.616	253,0	15:35'01.954							
2	23.996	24.288	24.780	25.865	1'38.929	251,8	15:36'39.397	2	24.342	24.499	24.798	24.726	1'38.365	253,0	15:36'40.319								
3	23.928	24.208	24.692	24.572	1'37.400	253,6	15:38'16.797	3	24.119	24.191	24.720	24.655	1'37.685	251,8	15:38'18.004								
4	23.880	24.246	24.873	24.648	1'37.647	250,1	15:39'54.444	4	24.065	24.150	24.757	24.671	1'37.643	249,5	15:39'55.647								
5	24.008	24.013	24.711	24.520	1'37.252	251,3	15:41'31.696	5	23.906	24.263	24.704	24.720	1'37.593	252,4	15:41'33.240								
6	24.426	24.269	25.238	24.649	1'38.582	256,5	15:43'10.278	6	23.945	24.346	24.576	24.817	1'37.684	253,0	15:43'10.924								
7	24.128	24.090	24.798	24.589	1'37.605	255,3	15:44'47.883	7	24.101	24.180	24.627	24.734	1'37.642	250,1	15:44'48.566								
8	24.026	24.173	24.834	24.574	1'37.607	253,0	15:46'25.490	8	24.042	24.056	24.617	24.830	1'37.545	251,8	15:46'26.111								
9	23.833	23.992	24.662	24.710	1'37.197	251,3	15:48'02.687	9	23.943	24.163	25.223	24.840	1'38.169	254,2	15:48'04.280								
10	23.929	23.927	24.781	24.691	1'37.328	247,9	15:49'40.015	10	24.273	24.258	25.315	25.058	1'38.904	250,7	15:49'43.184								
11	23.898	23.903	24.833	24.722	1'37.356	250,1	15:51'17.371	11	23.925	23.835	26.147	25.175	1'39.082	249,5	15:51'22.266								
12	23.859	24.211	24.658	24.767	1'37.495	250,1	15:52'54.866	12	24.097	24.039	24.964	25.222	1'38.322	247,9	15:53'00.588								
								Race Time 19'46.250															
20° 48 L. DALLA PORTA (1'37.296)								24° 36 T. GRADINGER (1'37.585)															
Lap	Seg1	Seg2	Seg3	Seg4	Lap Time	km/h	Local Time	Lap	Seg1	Seg2	Seg3	Seg4	Lap Time	km/h	Local Time								
1		25.711	25.134	24.899	1'48.065		15:35'02.403	1			25.886	24.866	24.861	1'47.341	253,0	15:35'01.679							
2	24.208	24.404	24.934	24.837	1'38.383	255,3	15:36'40.786	2	24.158	24.306	24.812	24.675	1'37.951	254,2	15:36'39.630								
3	23.970	24.131	24.745	24.755	1'37.601	254,8	15:38'18.387	3	24.282	24.062	24.761	24.749	1'37.854	253,6	15:38'17.484								
4	23.908	24.083	24.832	24.707	1'37.530	255,3	15:39'55.917	4	24.200	23.967	24.719	24.699	1'37.585	249,0	15:39'55.069								
5	23.885	24.115	24.820	24.702	1'37.522	257,1	15:41'33.439	5	24.093	24.065	24.731	24.818	1'37.707	248,4	15:41'32.776								
6	24.008	24.292	24.927	24.715	1'37.942	259,6	15:43'11.381	6	31.303	24.569	25.028	25.137	1'46.037	249,0	15:43'18.813								
7	24.065	24.212	24.790	24.702	1'37.769	255,3	15:44'49.150	7	24.289	24.119	24.753	24.983	1'38.144	242,9	15:44'56.957								
8	23.832	24.204	24.665	24.699	1'37.400	255,9	15:46'26.550	8	24.222	24.089	24.730	25.005	1'38.046	244,0	15:46'35.003								
9	23.809	23.989	24.875	24.645	1'37.318	255,9	15:48'03.868	9	24.031	23.939	24.832	25.005	1'37.807	244,0	15:48'12.810								
10	23.803	24.070	24.637	24.786	1'37.296	254,2	15:49'41.164	10	24.208	24.156	25.033	25.094	1'38.491	242,4	15:49'51.301								
11	23.858	24.047	24.852	24.870	1'37.627	253,6	15:51'18.791	11	24.132	24.055	24.949	24.971	1'38.107	242,9	15:51'29.408								
12	23.791	24.120	24.819	24.893	1'37.623	253,0	15:52'56.414	12	24.154	24.263	25.339	25.213	1'38.969	243,5	15:53'08.377								
								Race Time 19'54.039															
20° 16 Y. OKAYA (1'38.745)								25° 7 A. NORRODIN (1'37.070)															
Lap	Seg1	Seg2	Seg3	Seg4	Lap Time	km/h	Local Time	Lap	Seg1	Seg2	Seg3	Seg4	Lap Time	km/h	Local Time								
1								1			27.706	25.673	25.156	1'50.506	253,0	15:35'04.844							
2								2	24.397	24.536	25.720	24.989	1'39.642	246,7	15:36'44.486								
3								3	24.338	25.813	25.507	25.267	1'40.925	247,9	15:38'25.411								
4								4	24.201	24.407	25.442	25.108	1'39.158	245,6	15:40'04.569								
5								5	25.200	24.725	25.637	25.527	1'41.089	246,2	15:41'45.658								
6								6	24.280	24.444	25.468	25.134	1'39.326	244,5	15:43'24.984								
7								7	24.047	24.658	25.569	25.162	1'39.436	244,0	15:45'04.420								
8								8	24.018	24.522	25.379	25.035	1'38.954	246,2	15:46'43.374								
9								9	24.197	24.494	25.231	25.093	1'39.015	247,3	15:48'22.389								
10								10	24.045	24.372	25.425	24.903	1'38.745	247,3	15:50'01.134								

29/07/2023

P = Pits In/Dut - C = Lap Time Cancelled

These data/results cannot be reproduced, stored and/or transmitted in whole or in part by any manner of electronic, mechanical, photocopying, recording, broadcasting or otherwise now known or herein after developed without the previous express consent by the copyright owner, except for reproduction in daily press and regular printed publications on sale to the public within 60 days of the event related to those data/results and always provided that copyright symbol appears together as follows below.

© DORNA WSBK ORGANIZATION Srl 2023



Acerbis Czech Round, 28-30 July 2023
Chronological Analysis Race 1

Start at 15:33'14.338

11	24.259	24.445	25.287	25.024	1'39.015	245,6	15:51'40.149
12	24.197	24.634	25.433	25.359	1'39.623	245,6	15:53'19.772
Race Time 20'05.434							

26° 98 M. ABE (1'38.970)							
Lap	Seg.1	Seg.2	Seg.3	Seg.4	Lap Time	km/h	Local Time
1		25.782	25.199	25.042	1'48.509		15:35'02.847
2	24.279	24.408	25.045	25.238	1'38.970	246,7	15:36'41.817
3	24.430	24.328	25.019	25.421	1'39.198	245,1	15:38'21.015
4	24.431	24.599	25.085	25.440	1'39.555	241,9	15:40'00.570
5	24.709	24.812	25.152	25.577	1'40.250	239,7	15:41'40.820
6	24.630	24.718	25.139	25.566	1'40.053	241,3	15:43'20.873
7	24.769	24.537	25.487	25.672	1'40.465	239,7	15:45'01.338
8	24.734	24.498	25.231	25.598	1'40.061	241,3	15:46'41.399
9	24.603	24.503	25.268	25.512	1'39.886	242,4	15:48'21.285
10	24.522	24.501	25.281	25.546	1'39.850	241,9	15:50'01.135
11	24.467	24.590	25.023	25.277	1'39.357	241,3	15:51'40.492
12	24.570	24.761	25.139	25.374	1'39.844	242,9	15:53'20.336
Race Time 20'05.998							

RET 27 A. DIAZ (1'37.016)							
Lap	Seg.1	Seg.2	Seg.3	Seg.4	Lap Time	km/h	Local Time
1		25.662	24.871	24.837	1'46.931		15:35'01.269
2	24.449	24.160	24.585	25.045	1'38.239	253,6	15:36'39.508
3	24.053	24.136	24.691	24.589	1'37.469	256,5	15:38'16.977
4	23.900	24.155	24.851	24.609	1'37.515	251,8	15:39'54.492
5	24.309	24.131	24.524	24.483	1'37.447	253,0	15:41'31.939
6	24.348	24.301	25.138	24.652	1'38.439	251,8	15:43'10.378
7	24.193	24.096	24.724	24.697	1'37.710	255,3	15:44'48.088
8	24.120	24.075	24.778	24.654	1'37.627	254,8	15:46'25.715
9	23.840	23.957	24.571	24.648	1'37.016	251,3	15:48'02.731
Race Time 14'48.393							

RET 29 N. SPINELLI (1'36.389)							
Lap	Seg.1	Seg.2	Seg.3	Seg.4	Lap Time	km/h	Local Time
1		24.754	24.664	24.400	1'44.074		15:34'58.412
2	24.076	23.986	24.430	24.584	1'37.076	251,8	15:36'35.488
3	23.937	23.933	24.380	24.497	1'36.747	249,0	15:38'12.235
4	23.781	23.832	24.413	24.363	1'36.389	249,0	15:39'48.624
5	23.948	23.709	24.323	24.544	1'36.524	250,1	15:41'25.148
6	23.853	23.848	24.330	24.474	1'36.505	250,7	15:43'01.653
Race Time 9'47.315							

RET 71 T. EDWARDS (1'36.274)							
Lap	Seg.1	Seg.2	Seg.3	Seg.4	Lap Time	km/h	Local Time
1		24.908	24.794	24.427	1'45.000		15:34'59.338
2	23.972	24.137	24.399	24.354	1'36.862	253,6	15:36'36.200
3	23.684	24.004	24.700	24.386	1'36.774	254,2	15:38'12.974
4	23.624	23.808	24.405	24.437	1'36.274	256,5	15:39'49.248
5	24.032	23.826	24.468	24.469	1'36.795	251,8	15:41'26.043
Race Time 8'11.705							

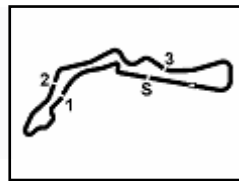
RET 55 Y. MONTELLA							
Lap	Seg.1	Seg.2	Seg.3	Seg.4	Lap Time	km/h	Local Time
1		23.658	24.055	24.213	1'41.079		15:34'55.417
Race Time 1'41.079							

29/07/2023

P = Pits In/Out - C = Lap Time Cancelled

These data/results cannot be reproduced, stored and/or transmitted in whole or in part by any manner of electronic, mechanical, photocopying, recording, broadcasting or otherwise now known or herein after developed without the previous express consent by the copyright owner, except for reproduction in daily press and regular printed publications on sale to the public within 60 days of the event related to those data/results and always provided that copyright symbol appears together as follows below.

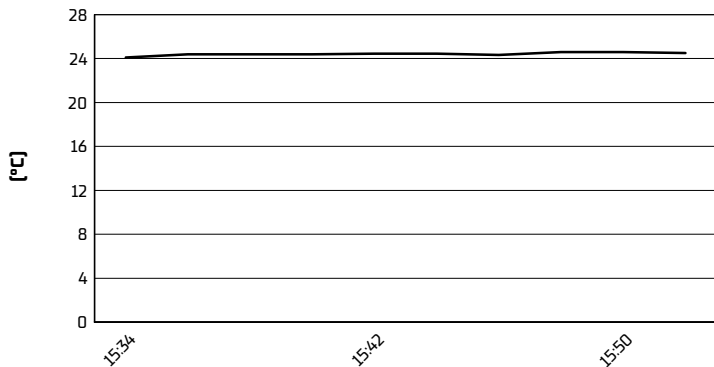
© DORNA WSBK ORGANIZATION Srl 2023




Acerbis Czech Round, 28-30 July 2023
Weather Report Race 1

Session started 15:33 - Session ended 15:54

Air Temperature



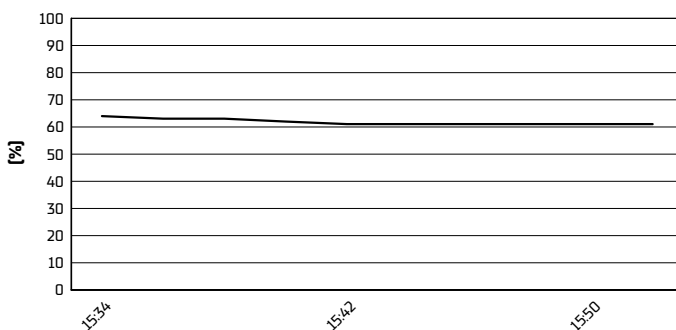
Track Temperature



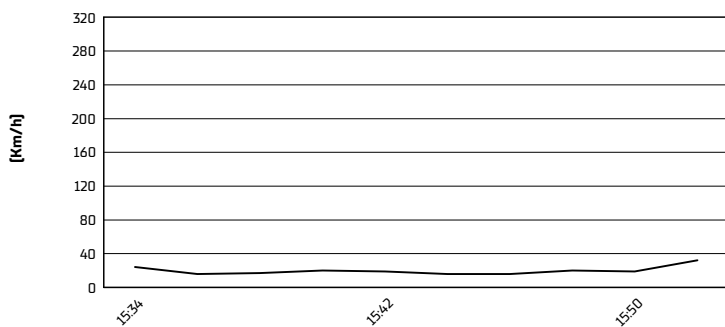
Air Pressure



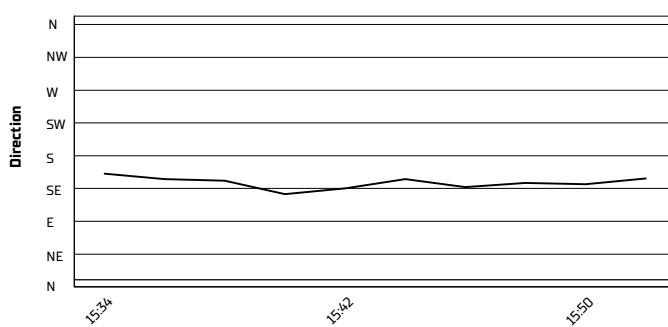
Humidity



Wind Speed



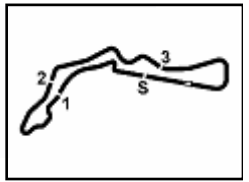
Wind Direction



29/07/2023

These data/results cannot be reproduced, stored and/or transmitted in whole or in part by any manner of electronic, mechanical, photocopying, recording, broadcasting or otherwise now known or herein after developed without the previous express consent by the copyright owner, except for reproduction in daily press and regular printed publications on sale to the public within 60 days of the event related to those data/results and always provided that copyright symbol appears together as follows below.

© DORNA WSBK ORGANIZATION Srl 2023



Acerbis Czech Round, 28–30 July 2023
Manufacturers Standings

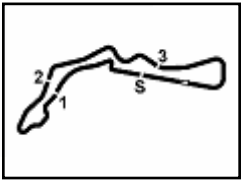
Autodrom Most 4.212 m

	Points	Points From First	Points From Previous	February 26 PHILIP ISLAND	March 5 MANDALIKA	April 23 ASSEN	May 7 BARCELONA	June 4 MISANO	July 2 DONINGTON PARK	July 16 IMOLA	July 30 MOST	September 10 MAGNY-COURS	September 24 ARAGON	October 1 PORTIMAO	TBA				
1 DUCATI	336			25 25 1 1	20 25 1 1	25 25 1 1	25 10 1 1	25 20 1 1	25 25 1 1	16 20 1 1	25 1								
2 YAMAHA	281	55		20 20 2 2	10 20 3 2	16 20 2 2	13 16 2 2	20 25 2 2	20 11 2 2	25 25 2 2	20 2								
3 MV AGUSTA	213	123	68	9 13 6 4	13 11 5 4	20 13 4 4	20 25 3 3	13 16 3 3	8 8 3 3	20 8 3 3	16 3								
4 KAWASAKI	167	169	46	16 16 3 3	25 13 2 2	9 8 3 3	4 4 4 4	6 11 4 4	10 13 4 4	8 13 4 4	11 4								
5 TRIUMPH	102	234	65	13 7 4 5	16 10 4 4	4 11 5 5	6 8 5 5	7 6 5 5	1 4 5 5	5 5 5 5	9 5								
6 HONDA	17	319	85	11 1 5 6	2 3 6 6	6 6 6 6	6 6 6 6	6 6 6 6	6 6 6 6	6 6 6 6	6 6								
7 SUZUKI	1	335	16						1 7	7 7 7 7	7 7								

29/07/2023 First Line: Championship Standings - Second Line: Ranking Progression

These data/results cannot be reproduced, stored and/or transmitted in whole or in part by any manner of electronic, mechanical, photocopying, recording, broadcasting or otherwise now known or herein after developed without the previous express consent by the copyright owner, except for reproduction in daily press and regular printed publications on sale to the public within 60 days of the event related to those data/results and always provided that copyright symbol appears together as follows below.

© DORNA WSBK ORGANIZATION Srl 2023



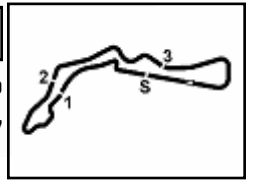
Acerbis Czech Round, 28-30 July 2023
Best Lap & Speed

No.	Rider	Nat	Best Lap		FP1		FP2		SP		RC1	
			LL	SPD	LL	SPD	LL	SPD	LL	SPD	LL	SPD
1	11 N. BULEGA Ducati Panigale V2	ITA	1'34.479 68 256,5		1'35.437 23 254,1		1'35.266 24 255,3		1'34.479 9 256,5		1'35.301 12 250,6	
2	62 S. MANZI Yamaha YZF R6	ITA	1'34.882 67 257,7		1'35.931 21 253,0		1'35.669 24 250,6		1'34.882 10 251,8		1'35.499 12 257,7	
3	3 R. DE ROSA Ducati Panigale V2	ITA	1'34.968 64 258,3		1'35.858 19 251,2		1'35.629 24 251,2		1'34.968 9 254,1		1'35.316 12 258,3	
4	54 B. SOFUOGLU MV Agusta F3 800 RR	TUR	1'35.116 67 257,7		1'36.525 22 253,5		1'35.863 23 254,7		1'35.116 10 254,7		1'35.467 12 257,7	
5	99 A. HUERTAS Kawasaki ZX-6R	ESP	1'35.123 62 258,3		1'35.993 18 251,8		1'35.483 23 255,9		1'35.123 9 258,3		1'35.550 12 257,1	
6	55 Y. MONTELLA Ducati Panigale V2	ITA	1'35.235 42 254,1		1'36.524 17 251,8		1'36.000 16 250,6		1'35.235 9 254,1			
7	9 J. NAVARRO Yamaha YZF R6	ESP	1'35.240 59 257,7		1'37.264 18 251,8		1'35.569 21 255,9		1'35.240 8 253,0		1'36.142 12 257,7	
8	64 F. CARICASULO Ducati Panigale V2	ITA	1'35.242 59 258,9		1'36.658 15 251,8		1'35.517 26 255,9		1'35.242 6 253,5		1'36.065 12 258,9	
9	94 V. DEBISE Yamaha YZF R6	FRA	1'35.297 62 258,9		1'36.639 19 252,4		1'35.656 21 255,9		1'35.297 10 257,7		1'36.064 12 258,9	
10	28 G. VAN STRAALEN Yamaha YZF R6	NED	1'35.347 61 257,7		1'36.159 19 250,6		1'36.104 21 250,6		1'35.347 9 254,7		1'36.261 12 257,7	
11	66 N. TUULI Triumph Street Triple RS 765	FIN	1'35.430 54 259,5		1'36.414 16 251,8		1'35.783 18 254,7		1'35.430 8 259,5		1'35.943 12 256,5	
12	29 N. SPINELLI Yamaha YZF R6	ITA	1'35.453 65 254,7		1'37.147 24 248,9		1'36.237 25 251,8		1'35.453 10 254,7		1'36.389 6 251,8	
13	23 M. SCHROETTER MV Agusta F3 800 RR	GER	1'35.472 61 259,5		1'37.059 19 252,4		1'35.885 22 257,1		1'35.472 8 259,5		1'35.912 12 258,9	
14	25 A. VERDOIA Yamaha YZF R6	FRA	1'35.566 60 255,9		1'37.372 17 246,1		1'36.917 22 249,5		1'35.566 9 255,9		1'36.294 12 255,9	
15	14 L. MAHIAS Kawasaki ZX-6R	FRA	1'35.603 50 253,0		1'36.399 18 252,4		1'35.969 12 249,5		1'35.603 8 250,6		1'36.740 12 253,0	
16	50 D. VOSTATEK Triumph Street Triple RS 765	CZE	1'35.839 64 259,5		1'36.556 19 254,7		1'35.839 24 258,3		1'36.084 9 259,5		1'36.840 12 257,1	
17	47 A. KOFLER Ducati Panigale V2	AUT	1'35.952 63 260,1		1'37.885 19 254,7		1'37.046 23 256,5		1'35.952 9 260,1		1'36.562 12 254,7	
18	69 T. BOOTH-AMOS Kawasaki ZX-6R	GBR	1'36.092 53 258,9		1'36.815 16 249,5		1'36.513 16 248,4		1'36.124 9 255,9		1'36.092 12 258,9	
19	71 T. EDWARDS Yamaha YZF R6	AUS	1'36.197 55 256,5		1'37.385 20 251,2		1'36.448 21 254,1		1'36.197 9 255,9		1'36.274 5 256,5	
20	51 A. SARMOON Yamaha YZF R6	THA	1'36.333 65 255,9		1'38.559 20 253,0		1'37.276 23 254,7		1'36.333 10 251,8		1'37.283 12 255,9	
21	17 J. MCPHEE Kawasaki ZX-6R	GBR	1'36.451 57 256,5		1'38.461 16 249,5		1'37.007 20 253,0		1'36.451 9 256,5		1'37.197 12 256,5	
22	95 T. MACKENZIE Honda CBR600RR	GBR	1'36.460 59 255,3		1'37.961 18 245,6		1'36.904 20 247,3		1'36.460 9 255,3		1'36.973 12 254,7	
23	27 A. DIAZ Yamaha YZF R6	ESP	1'36.502 63 256,5		1'38.133 21 248,4		1'37.261 23 253,5		1'36.502 10 250,6		1'37.016 9 256,5	
24	73 M. KOFLER Ducati Panigale V2	AUT	1'36.586 62 254,1		1'37.558 18 250,6		1'36.933 23 251,2		1'36.586 9 254,1		1'37.078 12 254,1	
25	68 L. POWER Kawasaki ZX-6R	AUS	1'36.604 48 254,1		1'37.671 17 250,1		1'36.930 23 254,1		1'36.604 8 250,6			

29/07/2023

These data/results cannot be reproduced, stored and/or transmitted in whole or in part by any manner of electronic, mechanical, photocopying, recording, broadcasting or otherwise now known or herein after developed without the previous express consent by the copyright owner, except for reproduction in daily press and regular printed publications on sale to the public within 60 days of the event related to those data/results and always provided that copyright symbol appears together as follows below.

© DORNA WSBK ORGANIZATION Srl 2023



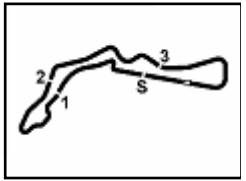
Acerbis Czech Round, 28-30 July 2023
Best Lap & Speed

No.	Rider	Nat	Best Lap		FP1		FP2		SP		RC1						
			LL	SPD	LL	SPD	LL	SPD	LL	SPD	LL	SPD					
26	22 F. FULIGNI Ducati Panigale V2	ITA	1'36.753 50 254,1		1'38.099 14 245,6		1'37.113 15 253,5		1'36.753 9 250,6		1'37.545 12 254,1						
27	48 L. DALLA PORTA Yamaha YZF R6	ITA	1'36.763 67 259,5		1'38.104 23 251,8		1'36.997 21 253,5		1'36.763 11 257,1		1'37.296 12 259,5						
28	36 T. GRADINGER Yamaha YZF R6	AUT	1'36.878 63 254,1		1'37.472 18 247,3		1'36.878 23 252,4		1'36.917 10 250,1		1'37.585 12 254,1						
29	7 A. NORRODIN Honda CBR600RR	MAS	1'37.070 56 255,9		1'38.741 16 246,7		1'37.910 20 247,3		1'37.539 8 251,8		1'37.070 12 255,9						
30	16 Y. OKAYA Kawasaki ZX-6R	JPN	1'37.567 48 251,2		1'38.678 19 250,6		1'37.567 6 250,1		1'38.150 11 251,2		1'38.745 12 247,8						
31	98 M. ABE Yamaha YZF R6	JPN	1'38.828 68 246,7		1'40.501 22 244,5		1'39.245 25 245,6		1'38.828 9 245,6		1'38.970 12 246,7						

29/07/2023

These data/results cannot be reproduced, stored and/or transmitted in whole or in part by any manner of electronic, mechanical, photocopying, recording, broadcasting or otherwise now known or herein after developed without the previous express consent by the copyright owner, except for reproduction in daily press and regular printed publications on sale to the public within 60 days of the event related to those data/results and always provided that copyright symbol appears together as follows below.

© DORNA WSBK ORGANIZATION Srl 2023



Autodrom Most 4.212 m

Acerbis Czech Round, 28–30 July 2023
Pirelli Best Lap Award

	Points	Points From First	Points From Previous	February 26 PHILLIP ISLAND	March 5 MANDALIKA	April 23 ASSEN	May 7 BARCELONA	June 4 MISANO	July 2 DONINGTON PARK	July 16 IMOLA	July 30 MOST	September 10 MAGNY-COURS	September 24 ARAGON	October 1 PORTIMAO	TBA			
1 BULEGA Nicolo (ITA)	7			1		1 1	1		1 1		1							
2 MANZI Stefano (ITA)	4	3		1	1					1 1								
3 CARICASULO Federico (ITA)	2	5	2					1 1										
4 SOFUOGLU Bahattin (TUR)	1	6	1				1											
5 ONCU Can (TUR)	1	6	0		1													

29/07/2023

First Line: Championship Standings - Second Line: Ranking Progression

These data/results cannot be reproduced, stored and/or transmitted in whole or in part by any manner of electronic, mechanical, photocopying, recording, broadcasting or otherwise now known or herein after developed without the previous express consent by the copyright owner, except for reproduction in daily press and regular printed publications on sale to the public within 60 days of the event related to those data/results and always provided that copyright symbol appears together as follows below.

© DORNA WSBK ORGANIZATION Srl 2023