

Acerbis Czech Round, 28-30 July 2023 Chronological Analysis Race 1

Start at 15:33'14.338

1 / 4

1° 11 N. BULEGA [1'35.301]								6° 23 M. SCHROETTER [1'35.912]							
Lap	Seg1	Seg2	Seg3	Seg4	Lap Time	km/h	Local Time	Lap	Seg1	Seg2	Seg3	Seg4	Lap Time	km/h	Local Time
1		23.575	23.967	24.263	1'40.324		15:34'54.662	1		24.510	24.571	24.371	1'43.833		15:34'58.171
2	23.718	23.453	23.901	24.229	1'35.301	248,4	15:36'29.963	2	23.781	23.916	24.264	24.379	1'36.340	255,9	15:36'34.511
3	23.600	23.590	24.092	24.315	1'35.597	249,5	15:38'05.560	3	23.886	23.897	24.512	24.229	1'36.524	256,5	15:38'11.035
4	23.677	23.660	24.137	24.301	1'35.775	248,4	15:39'41.335	4	23.619	23.781	24.295	24.217	1'35.912	255,3	15:39'46.947
5	23.649	23.650	24.287	24.419	1'36.005	249,5	15:41'17.340	5	24.204	23.945	24.414	24.245	1'36.808	256,5	15:41'23.755
6	23.547	23.616	24.187	24.328	1'35.678	250,1	15:42'53.018	6	23.546	23.732	24.316	24.348	1'35.942	259,0	15:42'59.697
7	23.711	23.663	24.215	24.411	1'36.000	248,4	15:44'29.018	7	24.026	23.813	24.308	24.229	1'36.376	253,0	15:44'36.073
8	23.734	23.730	24.241	24.379	1'36.084	249,5	15:46'05.102	8	23.658	23.777	24.267	24.314	1'36.016	254,2	15:46'12.089
9	23.602	23.651	24.249	24.343	1'35.845	249,0	15:47'40.947	9	23.953	23.942	24.283	24.465	1'36.643	253,6	15:47'48.732
10	23.462	23.605	24.142	24.444	1'35.653	250,7	15:49'16.600	10	23.798	23.853	24.226	24.316	1'36.193	251,8	15:49'24.925
11	23.679	23.717	24.222	24.368	1'35.986	250,7	15:50'52.586	11	23.738	23.712	24.319	24.615	1'36.384	253,0	15:51'01.309
12	23.615	23.809	24.345	24.463	1'36.232	250,7	15:52'28.818	12	23.701	23.737	24.213	24.394	1'36.045	248,4	15:52'37.354
Race Time 19'14.480								Race Time 19'23.016							
2° 62 S. MANZI [1'35.499]								7° 66 N. TUULI [1'35.943]							
Lap	Seg1	Seg2	Seg3	Seg4	Lap Time	km/h	Local Time	Lap	Seg1	Seg2	Seg3	Seg4	Lap Time	km/h	Local Time
1		23.601	24.027	24.376	1'41.015		15:34'55.353	1		24.376	24.472	24.709	1'43.624		15:34'57.962
2	23.874	23.833	23.953	24.565	1'36.225	245,6	15:36'31.578	2	23.887	23.738	24.256	24.790	1'36.671	250,7	15:36'34.633
3	23.857	23.678	24.235	24.611	1'36.381	247,3	15:38'07.959	3	23.892	23.900	24.565	24.419	1'36.776	256,5	15:38'11.409
4	23.753	23.760	24.106	24.463	1'36.082	246,7	15:39'44.041	4	23.700	23.708	24.910	24.400	1'36.718	255,3	15:39'48.127
5	23.665	23.646	23.989	24.556	1'35.856	255,9	15:41'19.897	5	23.746	23.675	24.341	24.493	1'36.255	250,7	15:41'24.382
6	23.617	23.737	24.443	24.575	1'36.372	247,3	15:42'56.269	6	23.786	23.659	24.236	24.408	1'36.089	256,5	15:43'00.471
7	23.790	23.812	24.252	24.585	1'36.439	245,1	15:44'32.708	7	23.611	23.818	24.275	24.395	1'36.099	252,4	15:44'36.570
8	23.573	23.541	24.027	24.363	1'35.504	257,7	15:46'08.212	8	23.530	23.819	24.264	24.330	1'35.943	251,8	15:46'12.513
9	23.610	23.493	23.973	24.454	1'35.530	246,7	15:47'43.742	9	23.716	23.871	24.321	24.493	1'36.401	255,9	15:47'48.914
10	23.491	23.627	24.086	24.455	1'35.659	248,4	15:49'19.401	10	23.664	24.019	24.194	24.310	1'36.187	251,8	15:49'25.101
11	23.628	23.573	24.107	24.466	1'35.774	247,9	15:50'55.175	11	23.643	23.816	24.237	24.786	1'36.482	255,3	15:51'01.583
12	23.573	23.477	24.021	24.428	1'35.499	247,3	15:52'30.674	12	23.631	23.740	24.254	24.474	1'36.099	247,9	15:52'37.682
Race Time 19'16.336								Race Time 19'23.344							
3° 54 B. SOFUOGLU [1'35.467]								8° 28 G. VAN STRAALLEN [1'36.261]							
Lap	Seg1	Seg2	Seg3	Seg4	Lap Time	km/h	Local Time	Lap	Seg1	Seg2	Seg3	Seg4	Lap Time	km/h	Local Time
1		23.950	24.320	24.386	1'42.028		15:34'56.366	1		24.144	24.476	24.371	1'42.745		15:34'57.083
2	23.525	23.507	24.282	24.543	1'35.857	257,7	15:36'32.223	2	23.712	23.666	24.455	24.596	1'36.429	257,7	15:36'33.512
3	23.477	23.566	24.268	24.566	1'35.877	254,8	15:38'08.100	3	23.694	23.677	24.303	24.587	1'36.261	251,3	15:38'09.773
4	23.391	23.631	24.371	24.459	1'35.852	256,5	15:39'43.952	4	23.794	23.812	24.378	24.495	1'36.479	248,4	15:39'46.252
5	23.876	23.651	24.195	24.439	1'36.161	251,3	15:41'20.113	5	23.898	23.685	24.315	24.695	1'36.593	247,9	15:41'22.845
6	23.521	23.724	24.550	24.497	1'36.292	256,5	15:42'56.405	6	23.933	23.636	24.253	24.744	1'36.566	247,3	15:42'59.411
7	23.482	23.664	24.500	24.546	1'36.192	254,8	15:44'32.597	7	24.050	23.730	24.317	24.498	1'36.595	245,1	15:44'36.006
8	23.806	23.568	24.409	24.485	1'36.268	251,3	15:46'08.865	8	23.866	23.837	24.299	24.403	1'36.405	250,7	15:46'12.411
9	23.585	23.578	24.220	24.323	1'35.706	254,2	15:47'44.571	9	24.034	23.893	24.216	24.516	1'36.659	251,8	15:47'49.070
10	23.399	23.666	24.262	24.290	1'35.617	257,1	15:49'20.188	10	23.995	24.123	24.247	24.370	1'36.735	255,3	15:49'25.805
11	24.567	23.513	24.433	24.445	1'36.958	257,7	15:50'57.146	11	23.701	23.711	24.377	24.603	1'36.392	253,6	15:51'02.197
12	23.324	23.407	24.065	24.671	1'35.467	254,2	15:52'32.613	12	23.858	24.081	24.565	24.551	1'37.055	252,4	15:52'39.252
Race Time 19'18.275								Race Time 19'24.914							
4° 3 R. DE ROSA [1'35.316]								9° 9 J. NAVARRO [1'36.142]							
Lap	Seg1	Seg2	Seg3	Seg4	Lap Time	km/h	Local Time	Lap	Seg1	Seg2	Seg3	Seg4	Lap Time	km/h	Local Time
1		23.908	24.167	24.454	1'41.835		15:34'56.173	1		24.376	24.358	24.311	1'42.830		15:34'57.168
2	24.000	23.794	24.475	24.503	1'36.772	249,0	15:36'32.945	2	23.817	23.875	24.350	24.700	1'36.742	257,7	15:36'33.910
3	23.709	23.618	24.029	24.452	1'35.808	251,3	15:38'08.753								
4	23.810	23.780	24.162	24.415	1'36.167	251,3	15:39'44.920								
5	23.761	23.622	24.077	24.382	1'35.842	253,6	15:41'20.762								
6	23.725	23.575	24.153	24.399	1'35.852	253,0	15:42'56.614								
7	23.634	23.786	24.235	24.483	1'36.138	254,8	15:44'32.752								
8	23.755	23.859	24.182	24.402	1'36.198	254,2	15:46'08.950								
9	23.386	23.566	23.951	24.413	1'35.316	258,4	15:47'44.266								
10	23.589	23.688	24.093	24.479	1'35.849	250,1	15:49'20.115								
11	23.805	23.619	24.136	24.574	1'36.134	250,1	15:50'56.249								
12	23.665	23.660	24.182	25.042	1'36.549	249,0	15:52'32.798								
Race Time 19'18.460								Race Time 19'24.914							
5° 99 A. HUERTAS [1'35.550]															
Lap	Seg1	Seg2	Seg3	Seg4	Lap Time	km/h	Local Time								
1															
2															

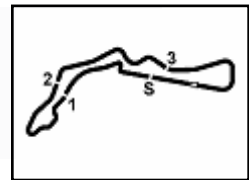
29/07/2023

P = Pits In/Out - C = Lap Time Cancelled

These data/results cannot be reproduced, stored and/or transmitted in whole or in part by any manner of electronic, mechanical, photocopying, recording, broadcasting or otherwise now known or herein after developed without the previous express consent by the copyright owner, except for reproduction in daily press and regular printed publications on sale to the public within 60 days of the event related to those data/results and always provided that copyright symbol appears together as follows below.

© DORNA WSBK ORGANIZATION Srl 2023





Autodrom Most 4.212 m

Acerbis Czech Round, 28-30 July 2023
Chronological Analysis Race 1

Start at 15:33'14.338

2 / 4

Lap	Seg1	Seg2	Seg3	Seg4	Lap Time	km/h	Local Time
3	24.104	23.751	24.357	24.451	1'36.663	252,4	15:38'10.573
4	23.958	23.728	24.185	24.449	1'36.320	249,5	15:39'46.893
5	24.028	23.767	24.168	24.412	1'36.375	257,7	15:41'23.268
6	23.693	23.697	24.143	24.609	1'36.142	250,1	15:42'59.410
7	23.799	23.710	24.235	24.650	1'36.394	246,2	15:44'35.804
8	23.722	23.727	24.213	24.516	1'36.178	248,4	15:46'11.982
9	23.964	23.902	24.217	24.641	1'36.724	246,7	15:47'48.706
10	23.744	23.805	24.172	24.510	1'36.231	247,9	15:49'24.937
11	23.654	23.651	24.367	25.157	1'36.829	250,1	15:51'01.766
12	24.043	23.861	24.285	24.628	1'36.817	251,8	15:52'38.583

Race Time 19'27.793

Race Time 19'24.245 + 0.735Pen

14°		14 L. MAHIAS [1'36.740]						
Lap	Seg1	Seg2	Seg3	Seg4	Lap Time	km/h	Local Time	
1		24.710	24.527	24.436	1'44.443		15:34'58.781	
2	24.551	24.436	24.253	24.565	1'37.805	253,0	15:36'36.586	
3	23.937	23.893	24.718	24.529	1'37.077	250,7	15:38'13.663	
4	24.127	23.929	24.390	24.545	1'36.991	252,4	15:39'50.654	
5	24.024	23.973	24.382	24.545	1'36.924	250,7	15:41'27.578	
6	23.976	23.875	24.540	24.587	1'36.978	249,0	15:43'04.556	
7	24.097	23.868	24.491	24.524	1'36.980	246,7	15:44'41.536	
8	23.969	23.812	24.367	24.592	1'36.740	247,3	15:46'18.276	
9	24.029	23.818	24.356	24.662	1'36.865	249,0	15:47'55.141	
10	24.258	23.980	24.491	24.690	1'37.419	250,1	15:49'32.560	
11	24.145	23.718	24.413	24.707	1'36.983	247,3	15:51'09.543	
12	24.137	23.773	24.567	24.728	1'37.205	244,5	15:52'46.748	

Race Time 19'32.410

Race Time 19'25.305

15°		47 A. KOFLER [1'36.562]						
Lap	Seg1	Seg2	Seg3	Seg4	Lap Time	km/h	Local Time	
1		24.926	24.765	24.665	1'45.622		15:34'59.960	
2	23.998	24.043	24.368	24.555	1'36.964	253,6	15:36'36.924	
3	23.842	23.820	24.388	24.512	1'36.562	254,8	15:38'13.486	
4	23.981	23.906	24.525	24.453	1'36.865	253,6	15:39'50.351	
5	23.854	23.861	24.476	24.515	1'36.706	253,0	15:41'27.057	
6	23.786	23.850	24.353	24.584	1'36.573	254,2	15:43'03.630	
7	23.821	23.822	24.736	24.532	1'36.911	252,4	15:44'40.541	
8	24.027	23.937	24.444	24.672	1'37.080	251,8	15:46'17.621	
9	23.831	24.245	24.515	24.794	1'37.385	250,7	15:47'55.006	
10	24.104	23.952	24.724	24.841	1'37.621	250,1	15:49'32.627	
11	24.184	24.085	24.450	24.576	1'37.295	251,3	15:51'09.922	
12	23.984	23.959	24.368	24.612	1'36.923	250,7	15:52'46.845	

Race Time 19'32.507

Race Time 19'25.497

16°		50 O. VOSTATEK [1'36.840]						
Lap	Seg1	Seg2	Seg3	Seg4	Lap Time	km/h	Local Time	
1		25.190	25.002	24.799	1'46.457		15:35'00.795	
2	23.860	24.182	24.802	25.601	1'38.445	254,2	15:36'39.240	
3	23.827	23.857	24.608	24.570	1'36.862	253,6	15:38'16.102	
4	24.064	23.941	24.459	24.552	1'37.016	257,1	15:39'53.118	
5	24.014	24.506	24.824	24.746	1'38.090	255,3	15:41'31.208	
6	24.381	24.248	25.077	24.740	1'38.446	251,8	15:43'09.654	
7	23.915	23.889	24.592	24.659	1'37.055	249,5	15:44'46.709	
8	24.058	23.988	24.645	24.629	1'37.320	254,2	15:46'24.029	
9	23.948	23.997	24.569	24.736	1'37.250	246,7	15:48'01.279	
10	24.013	23.928	24.450	24.620	1'37.011	247,9	15:49'38.290	
11	23.736	23.789	24.554	24.761	1'36.840	249,5	15:51'15.130	
12	25.125	23.892	24.438	24.675	1'38.130	247,9	15:52'53.260	

Race Time 19'38.922

Race Time 19'27.771

17°		95 T. MACKENZIE [1'36.973]						
Lap	Seg1	Seg2	Seg3	Seg4	Lap Time	km/h	Local Time	
1		25.383	24.789	24.874	1'46.777		15:35'01.115	
2	24.386	24.029	24.614	24.639	1'37.668	254,8	15:36'38.783	
3	24.120	23.802	24.533	24.699	1'37.154	247,9	15:38'15.937	
4	24.252	24.623	24.529	24.741	1'38.145	251,3	15:39'54.082	
5	24.264	23.895	24.646	24.677	1'37.482	244,5	15:41'31.564	
6	24.448	24.165	25.180	24.779	1'38.572	250,1	15:43'10.136	

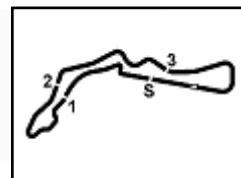
29/07/2023

P = Pits In/Out - C = Lap Time Cancelled

These data/results cannot be reproduced, stored and/or transmitted in whole or in part by any manner of electronic, mechanical, photocopying, recording, broadcasting or otherwise now known or herein after developed without the previous express consent by the copyright owner, except for reproduction in daily press and regular printed publications on sale to the public within 60 days of the event related to those data/results and always provided that copyright symbol appears together as follows below.

© DORNA WSBK ORGANIZATION Srl 2023





Acerbis Czech Round, 28-30 July 2023

Chronological Analysis Race 1

Start at 15:33'14.338

3 / 4

Lap	Seg1	Seg2	Seg3	Seg4	Lap Time	km/h	Local Time	Race Time
7	24.081	23.911	24.551	24.796	1'37.339	247,9	15:44'47.475	9 23.936 24.097 24.802 24.796 1'37.631 253,0 15:48'04.341
8	24.101	23.908	24.447	24.870	1'37.326	246,2	15:46'24.801	10 23.912 24.079 24.922 24.841 1'37.754 255,9 15:49'42.095
9	24.038	23.743	24.599	24.593	1'36.973	245,6	15:48'01.774	11 23.993 23.955 24.647 24.773 1'37.368 246,7 15:51'19.463
10	24.177	23.763	24.611	24.629	1'37.180	247,9	15:49'38.954	12 23.840 23.996 24.587 24.647 1'37.070 246,7 15:52'56.533
11	23.973	24.154	24.437	24.783	1'37.347	250,1	15:51'16.301	Race Time 19'42.195
12	24.050	24.103	24.520	24.766	1'37.439	242,9	15:52'53.740	Race Time 19'39.402

18° 73 M. KOFLER (1'37.078)							
Lap	Seg1	Seg2	Seg3	Seg4	Lap Time	km/h	Local Time
1		25.210	25.251	24.870	1'46.697		15:35'01.035
2	24.015	24.046	24.700	24.774	1'37.535	254,2	15:36'38.570
3	23.828	23.923	24.665	24.811	1'37.227	249,5	15:38'15.797
4	23.992	23.894	24.474	24.718	1'37.078	248,4	15:39'52.875
5	24.130	24.504	24.787	24.873	1'38.294	250,1	15:41'31.169
6	24.183	24.105	24.622	24.955	1'37.865	252,4	15:43'09.034
7	23.897	23.950	24.701	24.930	1'37.478	245,1	15:44'46.512
8	23.985	23.904	24.762	24.848	1'37.499	246,2	15:46'24.011
9	24.201	24.040	24.615	24.741	1'37.597	246,2	15:48'01.608
10	23.863	24.032	24.617	24.768	1'37.280	247,9	15:49'38.888
11	24.018	24.291	24.685	24.778	1'37.772	250,1	15:51'16.660
12	23.876	24.111	24.583	24.758	1'37.328	249,0	15:52'53.988

Race Time 19'39.650

22° 51 A. SARMOON (1'37.283)							
Lap	Seg1	Seg2	Seg3	Seg4	Lap Time	km/h	Local Time
1			25.028	25.114	24.598	1'45.702	15:35'00.040
2	24.235	24.133	24.582	24.711	1'37.661	255,3	15:36'37.701
3	23.885	24.102	24.599	24.697	1'37.283	248,4	15:38'14.984
4	23.963	24.107	24.710	24.863	1'37.643	245,6	15:39'52.627
5	24.346	24.409	24.713	24.919	1'38.387	245,1	15:41'31.014
6	24.406	24.379	25.345	24.747	1'38.877	245,1	15:43'09.891
7	23.979	23.922	25.169	24.657	1'37.727	246,2	15:44'47.618
8	24.027	24.204	24.618	25.377	1'38.226	251,3	15:46'25.844
9	24.027	24.181	24.740	24.652	1'37.600	255,9	15:48'03.444
10	24.022	24.067	24.932	24.797	1'37.818	245,6	15:49'41.262
11	24.016	24.137	24.683	24.788	1'37.624	253,6	15:51'18.886
12	24.054	24.062	24.732	24.879	1'37.727	251,8	15:52'56.613

Race Time 19'42.275

19° 17 J. MCPHEE (1'37.197)							
Lap	Seg1	Seg2	Seg3	Seg4	Lap Time	km/h	Local Time
1		25.226	25.087	24.639	1'46.130		15:35'00.468
2	23.996	24.288	24.780	25.865	1'38.929	251,8	15:36'39.397
3	23.928	24.208	24.692	24.572	1'37.400	253,6	15:38'16.797
4	23.880	24.246	24.873	24.648	1'37.647	250,1	15:39'54.444
5	24.008	24.013	24.711	24.520	1'37.252	251,3	15:41'31.696
6	24.426	24.269	25.238	24.649	1'38.582	256,5	15:43'10.278
7	24.128	24.090	24.798	24.589	1'37.605	255,3	15:44'47.883
8	24.026	24.173	24.834	24.574	1'37.607	253,0	15:46'25.490
9	23.833	23.992	24.662	24.710	1'37.197	251,3	15:48'02.687
10	23.929	23.927	24.781	24.691	1'37.328	247,9	15:49'40.015
11	23.898	23.903	24.833	24.722	1'37.356	250,1	15:51'17.371
12	23.859	24.211	24.658	24.767	1'37.495	250,1	15:52'54.866

Race Time 19'40.528

23° 22 F. FULIGNI (1'37.545)							
Lap	Seg1	Seg2	Seg3	Seg4	Lap Time	km/h	Local Time
1			25.596	24.995	24.858	1'47.616	15:35'01.954
2	24.342	24.499	24.798	24.726	1'38.365	253,0	15:36'40.319
3	24.119	24.191	24.720	24.655	1'37.685	251,8	15:38'18.004
4	24.065	24.150	24.757	24.671	1'37.643	249,5	15:39'55.647
5	23.906	24.263	24.704	24.720	1'37.593	252,4	15:41'33.240
6	23.945	24.346	24.576	24.817	1'37.684	253,0	15:43'10.924
7	24.101	24.180	24.627	24.734	1'37.642	250,1	15:44'48.566
8	24.042	24.056	24.617	24.830	1'37.545	251,8	15:46'26.111
9	23.943	24.163	25.223	24.840	1'38.169	254,2	15:48'04.280
10	24.273	24.258	25.315	25.058	1'38.904	250,7	15:49'43.184
11	23.925	23.835	26.147	25.175	1'39.082	249,5	15:51'22.266
12	24.097	24.039	24.964	25.222	1'38.322	247,9	15:53'00.588

Race Time 19'46.250

20° 48 L. DALLA PORTA (1'37.296)							
Lap	Seg1	Seg2	Seg3	Seg4	Lap Time	km/h	Local Time
1		25.711	25.134	24.899	1'48.065		15:35'02.403
2	24.208	24.404	24.934	24.837	1'38.383	255,3	15:36'40.786
3	23.970	24.131	24.745	24.755	1'37.601	254,8	15:38'18.387
4	23.908	24.083	24.832	24.707	1'37.530	255,3	15:39'55.917
5	23.885	24.115	24.820	24.702	1'37.522	257,1	15:41'33.439
6	24.008	24.292	24.927	24.715	1'37.942	259,6	15:43'11.381
7	24.065	24.212	24.790	24.702	1'37.769	255,3	15:44'49.150
8	23.832	24.204	24.665	24.699	1'37.400	255,9	15:46'26.550
9	23.809	23.989	24.875	24.645	1'37.318	255,9	15:48'03.868
10	23.803	24.070	24.637	24.786	1'37.296	254,2	15:49'41.164
11	23.858	24.047	24.852	24.870	1'37.627	253,6	15:51'18.791
12	23.791	24.120	24.819	24.893	1'37.623	253,0	15:52'56.414

Race Time 19'42.076

24° 36 T. GRADINGER (1'37.585)							
Lap	Seg1	Seg2	Seg3	Seg4	Lap Time	km/h	Local Time
1			25.886	24.866	24.861	1'47.341	15:35'01.679
2	24.158	24.306	24.812	24.675	1'37.951	254,2	15:36'39.630
3	24.282	24.062	24.761	24.749	1'37.854	253,6	15:38'17.484
4	24.200	23.967	24.719	24.699	1'37.585	249,0	15:39'55.069
5	24.093	24.065	24.731	24.818	1'37.707	248,4	15:41'32.776
6	31.303	24.569	25.028	25.137	1'46.037	249,0	15:43'18.813
7	24.289	24.119	24.753	24.983	1'38.144	242,9	15:44'56.957
8	24.222	24.089	24.730	25.005	1'38.046	244,0	15:46'35.003
9	24.031	23.939	24.832	25.005	1'37.807	244,0	15:48'12.810
10	24.208	24.156	25.033	25.094	1'38.491	242,4	15:49'51.301
11	24.132	24.055	24.949	24.971	1'38.107	242,9	15:51'29.408
12	24.154	24.263	25.339	25.213	1'38.969	243,5	15:53'08.377

Race Time 19'54.039

21° 7 A. NORRODIN (1'37.070)							
Lap	Seg1	Seg2	Seg3	Seg4	Lap Time	km/h	Local Time
1		25.573	24.857	24.918	1'47.213		15:35'01.551
2	24.467	24.413	24.830	24.637	1'38.347	251,8	15:36'39.898
3	24.143	24.307	24.658	24.564	1'37.672	251,8	15:38'17.570
4	24.242	24.280	24.615	24.685	1'37.822	252,4	15:39'55.392
5	24.049	24.139	24.676	24.696	1'37.560	249,0	15:41'32.952
6	24.091	24.161	24.733	25.077	1'38.062	250,1	15:43'11.014
7	24.283	24.193	24.645	24.711	1'37.832	253,6	15:44'48.846
8	24.029	24.135	24.954	24.746	1'37.864	250,7	15:46'26.710

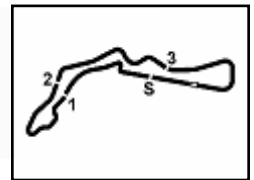
25° 16 Y. OKAYA (1'38.745)							
Lap	Seg1	Seg2	Seg3	Seg4	Lap Time	km/h	Local Time
1			27.706	25.673	25.156	1'50.506	15:35'04.844
2	24.397	24.536	25.720	24.989	1'39.642	246,7	15:36'44.486
3	24.338	25.813	25.507	25.267	1'40.925	247,9	15:38'25.411
4	24.201	24.407	25.442	25.108	1'39.158	245,6	15:40'04.569
5	25.200	24.725	25.637	25.527	1'41.089	246,2	15:41'45.658
6	24.280	24.444	25.468	25.134	1'39.326	244,5	15:43'24.984
7	24.047	24.658	25.569	25.162	1'39.436	244,0	15:45'04.420
8	24.018	24.522	25.379	25.035	1'38.954	246,2	15:46'43.374
9	24.197	24.494	25.231	25.093	1'39.015	247,3	15:48'22.389
10	24.045	24.372	25.425	24.903	1'38.745	247,3	15:50'01.134

29/07/2023

P = Pits In/Dut - C = Lap Time Cancelled

These data/results cannot be reproduced, stored and/or transmitted in whole or in part by any manner of electronic, mechanical, photocopying, recording, broadcasting or otherwise now known or herein after developed without the previous express consent by the copyright owner, except for reproduction in daily press and regular printed publications on sale to the public within 60 days of the event related to those data/results and always provided that copyright symbol appears together as follows below.

© DORNA WSBK ORGANIZATION Srl 2023



Acerbis Czech Round, 28-30 July 2023
Chronological Analysis Race 1

Start at 15:33'14.338

11	24.259	24.445	25.287	25.024	1'39.015	245,6	15:51'40.149
12	24.197	24.634	25.433	25.359	1'39.623	245,6	15:53'19.772

Race Time 20'05.434

26° 98 M. ABE (1'38.970)							
Lap	Seg.1	Seg.2	Seg.3	Seg.4	Lap Time	km/h	Local Time
1		25.782	25.199	25.042	1'48.509		15:35'02.847
2	24.279	24.408	25.045	25.238	1'38.970	246,7	15:36'41.817
3	24.430	24.328	25.019	25.421	1'39.198	245,1	15:38'21.015
4	24.431	24.599	25.085	25.440	1'39.555	241,9	15:40'00.570
5	24.709	24.812	25.152	25.577	1'40.250	239,7	15:41'40.820
6	24.630	24.718	25.139	25.566	1'40.053	241,3	15:43'20.873
7	24.769	24.537	25.487	25.672	1'40.465	239,7	15:45'01.338
8	24.734	24.498	25.231	25.598	1'40.061	241,3	15:46'41.399
9	24.603	24.503	25.268	25.512	1'39.886	242,4	15:48'21.285
10	24.522	24.501	25.281	25.546	1'39.850	241,9	15:50'01.135
11	24.467	24.590	25.023	25.277	1'39.357	241,3	15:51'40.492
12	24.570	24.761	25.139	25.374	1'39.844	242,9	15:53'20.336

Race Time 20'05.998

RET 27 A. DIAZ (1'37.016)							
Lap	Seg.1	Seg.2	Seg.3	Seg.4	Lap Time	km/h	Local Time
1		25.662	24.871	24.837	1'46.931		15:35'01.269
2	24.449	24.160	24.585	25.045	1'38.239	253,6	15:36'39.508
3	24.053	24.136	24.691	24.589	1'37.469	256,5	15:38'16.977
4	23.900	24.155	24.851	24.609	1'37.515	251,8	15:39'54.492
5	24.309	24.131	24.524	24.483	1'37.447	253,0	15:41'31.939
6	24.348	24.301	25.138	24.652	1'38.439	251,8	15:43'10.378
7	24.193	24.096	24.724	24.697	1'37.710	255,3	15:44'48.088
8	24.120	24.075	24.778	24.654	1'37.627	254,8	15:46'25.715
9	23.840	23.957	24.571	24.648	1'37.016	251,3	15:48'02.731

Race Time 14'48.393

RET 29 N. SPINELLI (1'36.389)							
Lap	Seg.1	Seg.2	Seg.3	Seg.4	Lap Time	km/h	Local Time
1		24.754	24.664	24.400	1'44.074		15:34'58.412
2	24.076	23.986	24.430	24.584	1'37.076	251,8	15:36'35.488
3	23.937	23.933	24.380	24.497	1'36.747	249,0	15:38'12.235
4	23.781	23.832	24.413	24.363	1'36.389	249,0	15:39'48.624
5	23.948	23.709	24.323	24.544	1'36.524	250,1	15:41'25.148
6	23.853	23.848	24.330	24.474	1'36.505	250,7	15:43'01.653

Race Time 9'47.315

RET 71 T. EDWARDS (1'36.274)							
Lap	Seg.1	Seg.2	Seg.3	Seg.4	Lap Time	km/h	Local Time
1		24.908	24.794	24.427	1'45.000		15:34'59.338
2	23.972	24.137	24.399	24.354	1'36.862	253,6	15:36'36.200
3	23.684	24.004	24.700	24.386	1'36.774	254,2	15:38'12.974
4	23.624	23.808	24.405	24.437	1'36.274	256,5	15:39'49.248
5	24.032	23.826	24.468	24.469	1'36.795	251,8	15:41'26.043

Race Time 8'11.705

RET 55 Y. MONTELLA							
Lap	Seg.1	Seg.2	Seg.3	Seg.4	Lap Time	km/h	Local Time
1		23.658	24.055	24.213	1'41.079		15:34'55.417

Race Time 1'41.079

29/07/2023

P = Pits In/Out - C = Lap Time Cancelled

These data/results cannot be reproduced, stored and/or transmitted in whole or in part by any manner of electronic, mechanical, photocopying, recording, broadcasting or otherwise now known or herein after developed without the previous express consent by the copyright owner, except for reproduction in daily press and regular printed publications on sale to the public within 60 days of the event related to those data/results and always provided that copyright symbol appears together as follows below.

© DORNA WSBK ORGANIZATION Srl 2023