

Autodrom Most 4.212 m

Acerbis Czech Round, 28-30 July 2023 Results Race 2

Laps 19 = 80,028 Km - Time of Race 33'14.564 - Avg. 144,443 km/h

1 / 3

Pos	Grid	No. Rider	Nat	Team	Bike	Class	LL	Gap	Rel.	Fastest Lap	Speed	Qualifying	Speed
1	22	95 T. MACKENZIE	GBR	PETRONAS MIE Racing Honda Team	Honda CBR600RR		19			1'38.115	255,3	1'36.460	255,3
2	13	23 M. SCHROETTER	GER	MV Agusta Reparto Corse	MV Agusta F3 800 RR		19	2.037	2.037	1'35.514	263,3	1'35.472	259,6
3	4	54 B. SOFUOGLU	TUR	MV Agusta Reparto Corse	MV Agusta F3 800 RR		19	18.857	16.820	1'35.651	261,4	1'35.116	254,8
4	21	17 J. MCPHEE	GBR	Vince64 by Puccetti Racing	Kawasaki ZX-6R		19	21.046	2.189	1'37.055	257,1	1'36.451	256,5
5	28	7 A. NORRODIN	MAS	PETRONAS MIE Racing Honda Team	Honda CBR600RR		19	22.206	1.160	1'37.085	257,7	1'37.539	251,8
6	27	36 T. GRADINGER	AUT	Eder Racing	Yamaha YZF R6		19	38.970	16.764	1'37.035	258,4	1'36.917	250,1
7	25	22 F. FULIGNI	ITA	Orelac Racing Verdnatura	Ducati Panigale V2	*	19	1'03.620	24.650	1'37.096	260,8	1'36.753	250,7
8	20	51 A. SARMOON	THA	Yamaha Thailand Racing Team	Yamaha YZF R6		19	1'27.822	24.202	1'36.793	260,8	1'36.333	251,8
9	11	66 N. TUULI	FIN	PTR Triumph	Triumph Street Triple RS 765		19	1'29.446	1.624	1'35.673	259,0	1'35.430	259,6
10	3	3 R. DE ROSA	ITA	Orelac Racing Verdnatura	Ducati Panigale V2		19	1'33.196	3.750	1'35.640	257,1	1'34.968	254,2
11	8	64 F. CARICASULO	ITA	Althea Racing Team	Ducati Panigale V2		19	1'38.814	5.618	1'35.597	261,4	1'35.242	253,6
12	9	94 V. DEBISE	FRA	GMT94 Yamaha	Yamaha YZF R6		19	1'39.659	0.845	1'35.795	262,1	1'35.297	257,7
13	18	69 T. BOOTH-AMOS	GBR	Motozoo ME AIR Racing	Kawasaki ZX-6R	*	19	1'44.191	4.532	1'36.299	258,4	1'36.124	255,9
14 P	16	47 A. KOFLER	AUT	D34G Racing	Ducati Panigale V2		19	1'50.009	5.818	1'36.079	261,4	1'35.952	260,2
15	5	99 A. HUERTAS	ESP	MTM Kawasaki	Kawasaki ZX-6R		18	1 Lap	1 Lap	1'35.675	262,1	1'35.123	258,4
16	1	11 N. BULEGA	ITA	Aruba.it Racing WorldSSP Team	Ducati Panigale V2		18	1 Lap	3.108	1'35.027	255,9	1'34.479	256,5
17	14	25 A. VERDOIA	FRA	Yamaha Thailand Racing Team	Yamaha YZF R6		18	1 Lap	0.384	1'36.611	260,2	1'35.566	255,9
18	12	29 N. SPINELLI	ITA	VFT Racing WEBIKE Yamaha	Yamaha YZF R6		18	1 Lap	21.444	1'36.644	256,5	1'35.453	254,8
19	26	48 L. DALLA PORTA	ITA	Evan Bros. WorldSSP Yamaha Team	Yamaha YZF R6		18	1 Lap	0.022	1'36.731	262,7	1'36.763	257,1
20	23	73 M. KOFLER	AUT	D34G Racing	Ducati Panigale V2	*	18	1 Lap	14.811	1'36.806	259,0	1'36.586	254,2
21	29	16 Y. OKAYA	JPN	ProDina Kawasaki Racing	Kawasaki ZX-6R	*	18	1 Lap	37.354	1'38.279	262,1	1'38.150	251,3
22	30	98 M. ABE	JPN	VFT Racing WEBIKE Yamaha	Yamaha YZF R6	*	17	2 Laps	1 Lap	1'39.139	251,8	1'38.828	245,6
-----Not Classified-----													
RET	6	55 Y. MONTELLA	ITA	Barni Spark Racing Team	Ducati Panigale V2		17	2 Laps		1'35.547	265,9	1'35.235	254,2
RET	17	50 O. VOSTATEK	CZE	PTR Triumph	Triumph Street Triple RS 765		12	7 Laps		1'36.854	261,4	1'36.084	259,6
RET	2	62 S. MANZI	ITA	Ten Kate Racing Yamaha	Yamaha YZF R6		10	9 Laps		1'35.145	254,8	1'34.882	251,8
RET	7	9 J. NAVARRO	ESP	Ten Kate Racing Yamaha	Yamaha YZF R6		6	13 Laps		1'35.440	261,4	1'35.240	253,0
RET	10	28 G. VAN STRAALEN	NED	EAB Racing Team	Yamaha YZF R6		4	15 Laps		1'35.633	258,4	1'35.347	254,8
RET	19	71 T. EDWARDS	AUS	Yart-Yamaha WorldSSP Team	Yamaha YZF R6	*	2	17 Laps		1'38.006	262,1	1'36.197	255,9
RET	15	14 L. MAHIAS	FRA	Kawasaki Puccetti Racing	Kawasaki ZX-6R		1	18 Laps				1'35.603	250,7
RET	24	68 L. POWER	AUS	Motozoo ME AIR Racing	Kawasaki ZX-6R	*	0					1'36.604	250,7

AIR	Humidity:	73%	Temp:	22°C
TRACK	Condition:	Dry	Temp:	27°C

Records	Pole [SP]	2023	N.Bulega	1'34.479	160,493 Km/h
	Race [RC1]	2022	L.Baldassarri	1'35.112	159,425 Km/h
	All Times [SP]	2023	N.Bulega	1'34.479	160,493 Km/h
Race Fastest Lap	[New Record]	Lap 4	N.Bulega	1'35.027	159,567 Km/h

LAP LEADERS				
No. Rider	From	To	Laps	Total
11 N. BULEGA	1	6	6	6
62 S. MANZI	7	8	2	2
54 B. SOFUOGLU	9	10	2	2
95 T. MACKENZIE	11	19	9	9

TOTAL LEADER LAPS	
No. Rider	Laps
11 N. BULEGA	165
62 S. MANZI	40
61 C. ONCU	28
54 B. SOFUOGLU	17
95 T. MACKENZIE	9
64 F. CARICASULO	8
23 M. SCHROETTER	1
94 V. DEBISE	1

* WorldSSP Challenge

Start End The results are provisional until the end of the time limit for protests and appeals and the completion of the technical checks.

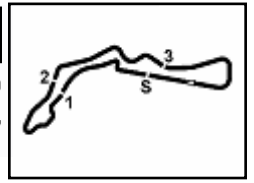
30/07/2023

12:31

13:15

These data/results cannot be reproduced, stored and/or transmitted in whole or in part by any manner of electronic, mechanical, photocopying, recording, broadcasting or otherwise now known or herein after developed without the previous express consent by the copyright owner, except for reproduction in daily press and regular printed publications on sale to the public within 60 days of the event related to those data/results and always provided that copyright symbol appears together as follows below.

© DORNA WSBK ORGANIZATION Srl 2023



Acerbis Czech Round, 28-30 July 2023
Results Race 2

Race Highlights

Time	No. Rider	Description
12.15.00		Sighting Lap Started
12.27.45		Warm-up Lap Started
12.30.42	68 L. POWER	Technical Problem - Starting Grid
12.31.03		Start
12.32.14	14 L. MAHIAS	Crashed - Turn 15
12.32.36	14 L. MAHIAS	Re-joined
12.33.06	68 L. POWER	Not allowed to start the race - 1st lap completed
12.33.16	14 L. MAHIAS	Entered Pits
12.34.54	71 T. EDWARDS	Crashed - Turn 1
12.35.17	28 G. VAN STRAALEN	Double Long Lap Penalty - Jump Start
12.38.02	28 G. VAN STRAALEN	1xLLP Completed
12.38.22	28 G. VAN STRAALEN	Crashed - Turn 10
12.38.25	28 G. VAN STRAALEN	Not Actively Competing
12.39.17	14 L. MAHIAS	Retired
12.41.39	9 J. NAVARRO	Crashed - Turn 10
12.41.40	54 B. SOFUOGLU	Crashed - Turn 10
12.41.51	54 B. SOFUOGLU	Re-joined
12.42.05	54 B. SOFUOGLU	Course Cutting at T1 Under Investigation
12.42.20	71 T. EDWARDS	Not Actively Competing
12.42.23	9 J. NAVARRO	Not Actively Competing
12.42.58	16 Y. OKAYA	Entered Pits
12.43.51	54 B. SOFUOGLU	Long Lap Penalty - Shortcut with advantage
12.44.16	62 S. MANZI	Entered Pits
12.44.20	11 N. BULEGA	Entered Pits
12.44.23	3 R. DE ROSA	Entered Pits
12.44.24	94 V. DEBISE	Entered Pits
12.44.25	64 F. CARICASULO	Entered Pits
12.44.25	16 Y. OKAYA	Exited Pits
12.44.26	55 Y. MONTELLA	Entered Pits
12.44.27	69 T. BOOTH-AMOS	Entered Pits
12.44.30	66 N. TUULI	Entered Pits
12.44.30	29 N. SPINELLI	Entered Pits
12.44.31	99 A. HUERTAS	Entered Pits
12.44.31	47 A. KOFLER	Entered Pits
12.44.37	73 M. KOFLER	Entered Pits
12.44.44	50 O. VOSTATEK	Entered Pits
12.44.45	25 A. VERDDIA	Entered Pits
12.44.45	48 L. DALLA PORTA	Entered Pits
12.45.30	62 S. MANZI	Exited Pits
12.45.31	54 B. SOFUOGLU	LLP Completed
12.45.34	11 N. BULEGA	Exited Pits
12.45.36	94 V. DEBISE	Exited Pits
12.45.37	64 F. CARICASULO	Exited Pits
12.45.40	47 A. KOFLER	Exited Pits
12.45.41	55 Y. MONTELLA	Exited Pits
12.45.44	66 N. TUULI	Exited Pits
12.45.47	99 A. HUERTAS	Exited Pits
12.45.48	69 T. BOOTH-AMOS	Exited Pits
12.45.51	3 R. DE ROSA	Exited Pits
12.45.54	73 M. KOFLER	Exited Pits
12.46.01	25 A. VERDDIA	Exited Pits
12.46.02	48 L. DALLA PORTA	Exited Pits
12.46.03	29 N. SPINELLI	Exited Pits
12.46.40	50 O. VOSTATEK	Exited Pits
12.47.12	98 M. ABE	Entered Pits
12.47.39	94 V. DEBISE	Under Investigation - Incorrect entering pit lane
12.48.34	51 A. SARMOON	Crashed - Turn 20
12.48.53	98 M. ABE	Exited Pits

Start End The results are provisional until the end of the time limit for protests and appeals and the completion of the technical checks.

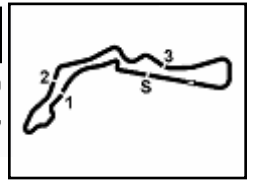
30/07/2023

12:31

13:15

These data/results cannot be reproduced, stored and/or transmitted in whole or in part by any manner of electronic, mechanical, photocopying, recording, broadcasting or otherwise now known or herein after developed without the previous express consent by the copyright owner, except for reproduction in daily press and regular printed publications on sale to the public within 60 days of the event related to those data/results and always provided that copyright symbol appears together as follows below.

© DORNA WSBK ORGANIZATION Srl 2023



Autodrom Most 4.212 m

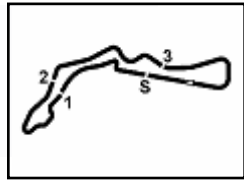
Acerbis Czech Round, 28-30 July 2023
Results Race 2

12.49.27	94 V. DEBISE	Long Lap Penalty
12.49.59	51 A. SARMOON	Re-joined
12.51.11	62 S. MANZI	Technical Problem - Turn 13
12.53.39		2/3 of Race Distance Completed
12.54.20	47 A. KOFLER	Under Investigation - Pit Intervention Time
12.54.20	64 F. CARICASULO	Under Investigation - Pit Intervention Time
12.54.20	94 V. DEBISE	Under Investigation - Pit Intervention Time
12.55.13	50 O. VOSTATEK	Entered Pits
12.55.42	64 F. CARICASULO	3.750 time penalty at end of race
12.56.15	94 V. DEBISE	3.605 time penalty at end of race
12.56.17	50 O. VOSTATEK	Retired
12.56.20	62 S. MANZI	Not Actively Competing
12.58.02	94 V. DEBISE	Double long lap penalty - Ignoring Long Lap
12.59.14	94 V. DEBISE	1xLLP Completed
13.00.04	47 A. KOFLER	19.935 time penalty at end of race
13.01.04	94 V. DEBISE	2xLLP Completed
13.04.33	55 Y. MONTELLA	Entered Pits
13.06.36	99 A. HUERTAS	Entered Pits
13.19.22		End Of Session
13.39.00	47 A. KOFLER	10.435 time penalty at end of race (re-evaluated)
13.39.09	64 F. CARICASULO	No Penalty after re-evaluation of the pit intervention time
13.39.51	94 V. DEBISE	No Penalty after re-evaluation of the pit intervention time
13.40.00	99 A. HUERTAS	Rider Classified as Finishing Race due to marshals sending him to Parc Ferme instead of completing last lap

Start End The results are provisional until the end of the time limit for protests and appeals
30/07/2023 12:31 13:15 and the completion of the technical checks.

These data/results cannot be reproduced, stored and/or transmitted in whole or in part by any manner of electronic, mechanical, photocopying, recording, broadcasting or otherwise now known or herein after developed without the previous express consent by the copyright owner, except for reproduction in daily press and regular printed publications on sale to the public within 60 days of the event related to those data/results and always provided that copyright symbol appears together as follows below.

© DORNA WSBK ORGANIZATION Srl 2023



Autodrom Most 4.212 m

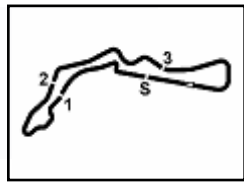
Acerbis Czech Round, 28-30 July 2023
Championship Standings

Rank	Rider	Points	Points From First	Points From Previous	February 26		March 5		April 23		May 7		June 4		July 2		July 16		July 30		September 10		September 24		October 1		TBA			
					PHILLIP ISLAND	PHILLIP ISLAND	MANDALIKA	MANDALIKA	ASSEN	ASSEN	BARCELONA	BARCELONA	MISANO	MISANO	DONINGTON PARK	DONINGTON PARK	IMOLA	IMOLA	MOST	MOST	MAGNY-COURS	MAGNY-COURS	ARAGON	ARAGON	PORTIMAO	PORTIMAO	TBA	TBA		
1	BULEGA Nicolo (ITA)	308			25	25	11	16	25	25	25	25	25	20	25	25	16	20	25											
					1	1	1	1	1	1	1	1	1	1	1	1	1	1	1	1										
2	MANZI Stefano (ITA)	262	46		10	20	9	20	11	20	10	16	20	25	20	11	25	25	20											
					6	2	3	2	2	2	2	3	2	2	2	2	2	2	2	2										
3	SCHROETTER Marcel (GER)	214	94	48	9	13	13	11	20	13	20	20	13	16	8		20	8	10	20										
					7	3	5	5	3	3	3	2	3	3	3	3	3	3	3	3	3									
4	CARICASULO Federico (ITA)	167	141	47	6		20	25	10	16	11	10	16	13	13	16			6	5										
					10	14	6	4	5	4	4	4	4	4	4	3	4	4	6	5										
5	SOFUOGLU Bahattin (TUR)	129	179	38			5	7	6	5		16	25	9	3	8	13		16	16										
					16		15	11	13	13	10	7	9	6	7	7	5	5	5	5										
6	TUULI Niki (FIN)	109	199	20	13	7	16	10	4	11	6	8	7	6	1	4			9	7										
					4	4	4	5	6	6	5	5	5	5	5	5	6	6	6	6										
7	VAN STRAALLEN Glenn (NED)	100	208	9	2	11	5		16	5	13	11	9		11	6	3		8											
					14	9	11	11	8	9	8	8	6	7	6	6	7	7	7	7										
8	DEBISE Valentin (FRA)	98	210	2	3	8	10		13	10	8	13			6	9			9	5	4									
					13	10	8	10	8	7	8	6	8	9	9	8	8	8	8	8	8									
9	DE ROSA Raffaele (ITA)	95	213	3		9		9	7	7	1	6			9	7	10	11	13	6										
					13		16	11	12	10	12	12	12	12	12	14	12	12	10	9										
10	NAVARRO Jorge (ESP)	94	214	1	7	10	4	8	6	9	9	7	8		4	5		10	7											
					9	7	8	8	7	7	7	10	7	8	8	9	9	9	8	10										
11	HUERTAS Adrian (ESP)	89	219	5					3	8	4	4	5	11	10	13	6	13	11	1										
									21	17	15	14	14	13	13	12	13	11	11	11										
12	MONTELLA Yari (ITA)	87	221	2					8		5		11		16	20	11	16												
									18	19	18	18	14	16	14	11	10	9	12	12										
13	SPINELLI Nicholas (ITA)	66	242	21	20			7	2	7	9	4	8				9													
					2	4	10	9	11	12	11	11	11	11	11	13	11	13	13	13										
14	ONCU Can (TUR)	63	245	3		16	25	13	9																					
						8	2	3	4	5	6	8	10	10	10	10	14	14	14	14										
15	BOOTH-AMOS Tom (GBR)	47	261	16					1	6	3	2		4	7	10	8		3	3										
									23	20	19	19	20	18	17	15	15	15	15	15										
16	MCPHEE John (GBR)	46	262	1	16	4	6	5											2	13										
					3	4	6	7	10	11	13	13	13	14	15	16	16	17	17	16										
17	MACKENZIE Tarran (GBR)	40	268	6	11		2	2												25										
					5	10	13	15	15	15	15	16	17	20	20	20	20	20	20	20	17									
18	MAHIAS Lucas (FRA)	37	271	3							3	6	7	5		7	7	2												
											25	21	18	19	19	17	16	16	18											
19	BAYLISS Oliver (AUS)	26	282	11	6	8	4				3	5																		
					14	12	11	14	14	14	14	15	16	15	16	17	18	18	18	19										
20	CORSI Simone (ITA)	23	285	3					3				10	10																
									24	24	25		19	17	17	18	19	19	19	20										
21	SARMOON Anupab (THA)	22	286	1	8	2	3	1											8											
					8	12	13	16	16	16	17	17	18	21	21	22	22	22	23	21										
22	NORRODIN Adam (MAS)	20	288	2	4	1	1	3											11											
					12	16	17	17	17	18	20	20	21	23	23	23	23	25	25	22										
23	VERDOIA Andy (FRA)	15	293	5												3	2	6	4											
																27	25	23	20	23										
24	EDWARDS Tom (AUS)	15	293	0					1	2	5		3	2	2															
									25	24	21	23	22	22	20	20	20	20	23											
25	GRADINGER Thomas (AUT)	10	298	5																										

30/07/2023 First Line: Championship Standings - Second Line: Ranking Progression

These data/results cannot be reproduced, stored and/or transmitted in whole or in part by any manner of electronic, mechanical, photocopying, recording, broadcasting or otherwise now known or herein after developed without the previous express consent by the copyright owner, except for reproduction in daily press and regular printed publications on sale to the public within 60 days of the event related to those data/results and always provided that copyright symbol appears together as follows below.

© DORNA WSBK ORGANIZATION Srl 2023



Autodrom Most 4.212 m

Acerbis Czech Round, 28-30 July 2023
Championship Standings

	Points	Points From First	Points From Previous	February 26 PHILLIP ISLAND	March 5 MANDALIKA	April 23 ASSEN	May 7 BARCELONA	June 4 MISANO	July 2 DONINGTON PARK	July 16 IMOLA	July 30 MOST	September 10 MAGNY-COURS	September 24 ARAGON	October 1 PORTIMAO	TBA				
26 FULIGNI Federico (ITA)	10	298	0					1 27 28	28 29	31 33	33 25								
27 FULIGNI Filippo (ITA)	10	298	0							5 5 25 24	24 25								
28 MANTOVANI Andrea (ITA)	9	299	1			2 4 22 21	21 22	2 1 23 23	23 23	23 25	25 28								
29 TRUELOVE Harry (GBR)	5	303	4	5 11 16	18 18	19 22	22 23	25 25	25 25	25 27	27 29								
30 KOFLER Maximilian (AUT)	4	304	1							4 28	28 30								
31 OTTAVIANI Luca (ITA)	4	304	0							4 28 28	28 30								
32 WONGTHANANON Apiwath (THA)	4	304	0	1 3 15 19	19 19	20 23	23 24	26 26	26 26	28 28	28 30								
33 DIAZ Alvaro (ESP)	3	305	1							3 31	31 33								
34 KOFLER Andreas (AUT)	3	305	0								1 2 33 33								
35 BUSSOLOTTI Marco (ITA)	2	306	1					2 27	27 28	30 32	32 35								
36 POWER Luke (AUS)	1	307	1							1 33	33 36								
37 VALTULINI Stefano (ITA)	1	307	0							1 31 33	33 36								
38 IRWIN Rhys (IRL)	1	307	0						1 29	31 33	33 36								
39 FERNANDEZ GONZALEZ	1	307	0				1 27	27 28	28 29	31 33	33 36								

30/07/2023 First Line: Championship Standings - Second Line: Ranking Progression

These data/results cannot be reproduced, stored and/or transmitted in whole or in part by any manner of electronic, mechanical, photocopying, recording, broadcasting or otherwise now known or herein after developed without the previous express consent by the copyright owner, except for reproduction in daily press and regular printed publications on sale to the public within 60 days of the event related to those data/results and always provided that copyright symbol appears together as follows below.

© DORNA WSBK ORGANIZATION Srl 2023

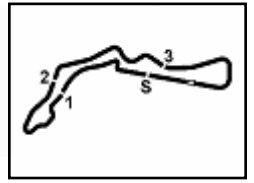
Acerbis Czech Round, 28-30 July 2023
Championship Standings

Points	Points From First	Points From Previous	WorldSSP Challenge																							
			February 26 PHILIP ISLAND	March 5 MANDALIKA	April 23 ASSEN	May 7 BARCELONA	June 4 MISANO	July 2 DONINGTON PARK	July 16 IMOLA	July 30 MOST	September 10 MAGNY-COURS															
1 BOOTH-AMOS Tom (GBR)	47				1 1	6 1	3 1	2 1		4 1	7 1	10 1	8 1		3 1	3 1										
2 EDWARDS Tom (AUS)	15 32				1 2	2 2	5 2		3 2	2 2	2 2		2 2		2 2											
3 FULIGNI Federico (ITA)	10 37 5							1 3		3 3		3 3		3 5		9 3										
4 KOFLER Maximilian (AUT)	4 43 6												4 3		3 3	4 4										
5 DIAZ Alvaro (ESP)	3 44 1												3 4		4 4	5 5										
6 POWER Luke (AUS)	1 46 2												1 5		5 5	6 6										
7 VALTULINI Stefano (ITA)	1 46 0												1 3		5 5	6 6										

30/07/2023 First Line: Championship Standings - Second Line: Ranking Progression

These data/results cannot be reproduced, stored and/or transmitted in whole or in part by any manner of electronic, mechanical, photocopying, recording, broadcasting or otherwise now known or herein after developed without the previous express consent by the copyright owner, except for reproduction in daily press and regular printed publications on sale to the public within 60 days of the event related to those data/results and always provided that copyright symbol appears together as follows below.

© DORNA WSBK ORGANIZATION Srl 2023



Autodrom Most 4.212 m

Acerbis Czech Round, 28-30 July 2023
Lap Chart Race 2

		Lap																	
	1	2	3	4	5	6	7	8	9	10	11	12	13	14	15	16	17	18	19
1	11	11	11	11	11	11	62	62	54	54	95	95	95	95	95	95	95	95	95
2	62	62	62	62	62	62	11	54	51	95	54	17	23	23	23	23	23	23	23
3	55	3	3	3	9	9	3	23	23	7	7	54	17	54	54	54	54	54	54
4	3	9	9	9	3	3	64	11	7	17	17	7	54	17	17	17	17	17	17
5	9	54	55	55	55	55	94	3	95	22	23	23	7	7	7	7	7	7	7
6	54	94	94	94	54	54	23	51	22	23	22	22	22	36	36	36	36	36	36
7	94	55	54	54	64	64	55	94	17	36	36	36	36	22	22	22	22	22	22
8	99	99	99	99	99	99	66	64	36	62	11	94	94	94	94	66	51	51	51
9	64	64	64	64	94	23	69	69	62	11	94	11	66	66	66	51	66	66	66
10	23	23	66	23	23	66	99	55	11	64	64	64	64	51	51	94	3	3	3
11	47	66	23	66	66	94	54	66	98	94	66	66	11	64	3	3	47	47	64
12	66	47	28	28	69	47	29	22	64	51	47	47	3	3	69	47	94	94	47
13	69	28	69	69	47	69	47	17	94	55	69	3	51	69	64	69	64	64	94
14	29	69	47	47	29	29	73	7	55	66	55	69	69	47	47	64	69	69	69
15	28	29	29	29	73	73	51	29	66	47	3	51	47	11	11	11	99	99	
16	73	51	51	51	25	25	50	95	47	99	99	99	99	99	99	99	11	11	
17	51	73	73	73	51	50	25	47	99	69	51	55	55	55	55	55	25	25	
18	50	36	36	36	50	51	17	99	69	3	73	73	73	48	25	25	55	29	
19	36	50	25	25	36	48	48	36	3	73	48	48	48	25	48	48	48	48	
20	95	25	50	50	17	17	7	73	73	48	29	29	29	29	29	29	29	29	73
21	17	17	17	17	48	36	36	25	48	29	25	25	25	73	73	73	73	73	16
22	25	7	7	7	7	7	22	50	29	25	16	16	16	16	16	16	16	16	
23	7	22	22	22	22	22	95	48	25	16	98	98	98	98	98	98	98	98	
24	22	95	48	48	95	95	98	98	16	98	50	50							
25	48	48	95	95	16	16	16	16	50	50									
26	98	71	16	16	98	98													
27	71	98	98																
28	16	16																	
29	14																		

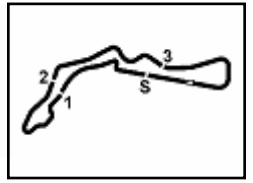
Final Result		
1	95 T. MACKENZIE	Laps 19
2	23 M. SCHROETTER	2.037
3	54 B. SOFUOGLU	18.857
4	17 J. MCPHEE	21.046
5	7 A. NORRODIN	22.206
6	36 T. GRADINGER	38.970
7	22 F. FULIGNI	1'03.620
8	51 A. SARMOON	1'27.822
9	66 N. TUULI	1'29.446
10	3 R. DE ROSA	1'33.196
11	64 F. CARICASULO	1'38.814
12	94 V. DEBISE	1'39.659
13	69 T. BOOTH-AMOS	1'44.191
14	47 A. KOFLER (P)	1'50.009
15	99 A. HUERTAS	1 Lap
16	11 N. BULEGA	1 Lap
17	25 A. VERDOIA	1 Lap
18	29 N. SPINELLI	1 Lap
19	48 L. DALLA PORTA	1 Lap
20	73 M. KOFLER	1 Lap
21	16 V. OKAYA	1 Lap
22	98 M. ABE	2 Laps
RET	55 Y. MONTELLA	2 Laps
RET	50 D. VOSTATEK	7 Laps
RET	62 S. MANZI	9 Laps
RET	9 J. NAVARRO	13 Laps
RET	28 G. VAN STRAALLEN	15 Laps
RET	71 T. EDWARDS	17 Laps
RET	14 L. MAHIAS	18 Laps
RET	68 L. POWER	

30/07/2023

These data/results cannot be reproduced, stored and/or transmitted in whole or in part by any manner of electronic, mechanical, photocopying, recording, broadcasting or otherwise now known or herein after developed without the previous express consent by the copyright owner, except for reproduction in daily press and regular printed publications on sale to the public within 60 days of the event related to those data/results and always provided that copyright symbol appears together as follows below.

© DORNA WSBK ORGANIZATION Srl 2023





Autodrom Most 4.212 m

Acerbis Czech Round, 28-30 July 2023
Lap Chart Race 2

2 / 4

Lap 1	
1	11 N.Bulega 1'40.131
2	62 S.Manzi 0.291
3	55 Y.Montella 1.169
4	3 R.De Rosa 1.494
5	9 J.Navarro 1.799
6	54 B.Sofuoglu 2.046
7	94 V.Debise 2.140
8	99 A.Huertas 2.767
9	64 F.Caricasulo 3.206
10	23 M.Schroetter 3.402
11	47 A.Kofler 3.601
12	66 N.Tuuli 3.884
13	69 T.Booth-Amos 4.059
14	29 N.Spinelli 4.424
15	28 G.van Straalen 4.444
16	73 M.Kofler 4.884
17	51 A.Sarmoon 4.928
18	50 O.Vostatek 5.112
19	36 T.Gradinger 5.494
20	95 T.Mackenzie 6.339
21	17 J.McPhee 6.373
22	25 A.Verdoia 6.456
23	7 A.Norrodin 6.619
24	22 F.Fulgini 6.900
25	48 L.Dalla Porta 6.950
26	98 M.Abe 7.450
27	71 T.Edwards 7.508
28	16 Y.Okaya 7.695
29	14 L.Mahias 56.654

12	28 G.van Straalen 5.879
13	69 T.Booth-Amos 7.597
14	47 A.Kofler 8.005
15	29 N.Spinelli 8.256
16	51 A.Sarmoon 9.340
17	73 M.Kofler 9.602
18	36 T.Gradinger 9.843
19	25 A.Verdoia 9.877
20	50 O.Vostatek 10.153
21	17 J.McPhee 11.062
22	7 A.Norrodin 11.488
23	22 F.Fulgini 11.830
24	48 L.Dalla Porta 12.877
25	95 T.Mackenzie 13.087
26	16 Y.Okaya 14.640
27	98 M.Abe 16.357

Lap 4	
1	11 N.Bulega 6'25.393
2	62 S.Manzi 0.678
3	3 R.De Rosa 3.374
4	9 J.Navarro 3.488
5	55 Y.Montella 4.361
6	94 V.Debise 4.674
7	54 B.Sofuoglu 4.896
8	99 A.Huertas 5.064
9	64 F.Caricasulo 5.566
10	23 M.Schroetter 6.006
11	66 N.Tuuli 6.510
12	28 G.van Straalen 6.670
13	69 T.Booth-Amos 8.869
14	47 A.Kofler 9.057
15	29 N.Spinelli 9.873
16	51 A.Sarmoon 11.106
17	73 M.Kofler 11.381
18	36 T.Gradinger 11.851
19	25 A.Verdoia 11.885
20	50 O.Vostatek 12.129
21	17 J.McPhee 13.184
22	7 A.Norrodin 13.546
23	22 F.Fulgini 13.899
24	48 L.Dalla Porta 14.581
25	95 T.Mackenzie 17.319
26	16 Y.Okaya 18.187
27	98 M.Abe 20.664

Lap 2	
1	11 N.Bulega 3'15.305
2	62 S.Manzi 0.395
3	3 R.De Rosa 1.960
4	9 J.Navarro 2.447
5	54 B.Sofuoglu 3.053
6	94 V.Debise 3.152
7	55 Y.Montella 3.235
8	99 A.Huertas 3.268
9	64 F.Caricasulo 3.693
10	23 M.Schroetter 4.143
11	66 N.Tuuli 4.851
12	47 A.Kofler 4.974
13	28 G.van Straalen 5.307
14	69 T.Booth-Amos 5.719
15	29 N.Spinelli 6.631
16	51 A.Sarmoon 7.178
17	73 M.Kofler 7.447
18	36 T.Gradinger 7.723
19	50 O.Vostatek 8.271
20	25 A.Verdoia 8.327
21	17 J.McPhee 9.068
22	7 A.Norrodin 9.240
23	22 F.Fulgini 9.575
24	95 T.Mackenzie 9.938
25	48 L.Dalla Porta 10.197
26	71 T.Edwards 10.340
27	98 M.Abe 11.415
28	16 Y.Okaya 11.422

12	28 G.van Straalen 6.670
13	69 T.Booth-Amos 8.869
14	47 A.Kofler 9.057
15	29 N.Spinelli 9.873
16	51 A.Sarmoon 11.106
17	73 M.Kofler 11.381
18	36 T.Gradinger 11.851
19	25 A.Verdoia 11.885
20	50 O.Vostatek 12.129
21	17 J.McPhee 13.184
22	7 A.Norrodin 13.546
23	22 F.Fulgini 13.899
24	48 L.Dalla Porta 14.581
25	95 T.Mackenzie 17.319
26	16 Y.Okaya 18.187
27	98 M.Abe 20.664

Lap 5	
1	11 N.Bulega 8'01.127
2	62 S.Manzi 0.515
3	9 J.Navarro 3.668
4	3 R.De Rosa 3.881
5	55 Y.Montella 4.939
6	54 B.Sofuoglu 5.565
7	64 F.Caricasulo 5.888
8	99 A.Huertas 5.987
9	94 V.Debise 6.155
10	23 M.Schroetter 6.162
11	66 N.Tuuli 6.830
12	69 T.Booth-Amos 10.421
13	47 A.Kofler 10.477
14	29 N.Spinelli 10.853
15	73 M.Kofler 14.257
16	25 A.Verdoia 15.455
17	51 A.Sarmoon 15.911
18	50 O.Vostatek 15.942
19	36 T.Gradinger 16.508
20	17 J.McPhee 16.552
21	48 L.Dalla Porta 16.586
22	7 A.Norrodin 16.712
23	22 F.Fulgini 16.959
24	95 T.Mackenzie 19.700
25	16 Y.Okaya 23.599
26	98 M.Abe 25.757

Lap 6	
1	11 N.Bulega 9'37.601
2	62 S.Manzi 1.070
3	9 J.Navarro 3.164
4	3 R.De Rosa 3.429
5	55 Y.Montella 5.160
6	54 B.Sofuoglu 5.220
7	64 F.Caricasulo 5.466
8	99 A.Huertas 5.598
9	23 M.Schroetter 5.785
10	66 N.Tuuli 6.326
11	94 V.Debise 6.702
12	47 A.Kofler 11.756
13	69 T.Booth-Amos 11.832
14	29 N.Spinelli 11.968
15	73 M.Kofler 15.695
16	25 A.Verdoia 16.028
17	50 O.Vostatek 16.322
18	51 A.Sarmoon 17.092
19	48 L.Dalla Porta 17.237
20	17 J.McPhee 17.960
21	36 T.Gradinger 18.643
22	7 A.Norrodin 18.700
23	22 F.Fulgini 18.937
24	95 T.Mackenzie 22.552
25	16 Y.Okaya 28.282
26	98 M.Abe 29.400

Lap 7	
1	62 S.Manzi 11'21.691
2	11 N.Bulega 3.110
3	3 R.De Rosa 3.426
4	64 F.Caricasulo 6.326
5	94 V.Debise 9.296
6	23 M.Schroetter 9.369
7	55 Y.Montella 9.454
8	66 N.Tuuli 10.491
9	69 T.Booth-Amos 10.846
10	99 A.Huertas 10.900
11	54 B.Sofuoglu 15.619
12	29 N.Spinelli 15.805
13	47 A.Kofler 16.114
14	73 M.Kofler 19.671
15	51 A.Sarmoon 22.569
16	50 O.Vostatek 22.888
17	25 A.Verdoia 23.603
18	17 J.McPhee 24.656
19	48 L.Dalla Porta 24.747
20	7 A.Norrodin 24.771
21	36 T.Gradinger 25.506
22	22 F.Fulgini 25.636
23	95 T.Mackenzie 25.884
24	98 M.Abe 43.147
25	16 Y.Okaya 58.652

Lap 8	
1	62 S.Manzi 13'37.498
2	54 B.Sofuoglu 1.874
3	23 M.Schroetter 2.419
4	11 N.Bulega 4.625
5	3 R.De Rosa 6.734
6	51 A.Sarmoon 8.111
7	94 V.Debise 8.235
8	64 F.Caricasulo 9.116
9	69 T.Booth-Amos 10.291
10	55 Y.Montella 10.425
11	66 N.Tuuli 12.965
12	22 F.Fulgini 13.495
13	17 J.McPhee 13.577
14	7 A.Norrodin 13.924
15	29 N.Spinelli 14.591
16	95 T.Mackenzie 14.745
17	47 A.Kofler 14.837

18	99 A.Huertas 14.987
19	36 T.Gradinger 16.382
20	73 M.Kofler 21.212
21	25 A.Verdoia 28.783
22	50 O.Vostatek 29.107
23	48 L.Dalla Porta 29.372
24	98 M.Abe 34.457
25	16 Y.Okaya 1'54.276

Lap 9	
1	54 B.Sofuoglu 15'50.295
2	51 A.Sarmoon 0.247
3	23 M.Schroetter 3.936
4	7 A.Norrodin 6.321
5	95 T.Mackenzie 6.978
6	22 F.Fulgini 7.200
7	17 J.McPhee 7.256
8	36 T.Gradinger 9.490
9	62 S.Manzi 43.962
10	11 N.Bulega 43.980
11	98 M.Abe 44.182
12	64 F.Caricasulo 48.188
13	94 V.Debise 48.696
14	55 Y.Montella 52.818
15	66 N.Tuuli 54.526
16	47 A.Kofler 55.291
17	99 A.Huertas 58.189
18	69 T.Booth-Amos 59.003
19	3 R.De Rosa 1'01.366
20	73 M.Kofler 1'13.452
21	48 L.Dalla Porta 1'15.200
22	29 N.Spinelli 1'15.674
23	25 A.Verdoia 1'19.064
24	16 Y.Okaya 1'36.614
25	50 O.Vostatek

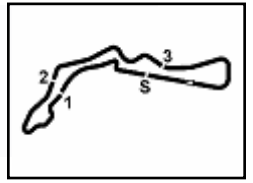
Lap 10	
1	54 B.Sofuoglu 17'51.435
2	95 T.Mackenzie 4.577
3	7 A.Norrodin 5.328
4	17 J.McPhee 5.873
5	22 F.Fulgini 8.199
6	23 M.Schroetter 9.305
7	36 T.Gradinger 11.883
8	62 S.Manzi 35.707
9	11 N.Bulega 35.732
10	64 F.Caricasulo 39.130
11	94 V.Debise 39.229
12	51 A.Sarmoon 44.114
13	55 Y.Montella 45.854
14	66 N.Tuuli 45.859
15	47 A.Kofler 45.918
16	99 A.Huertas 49.125
17	69 T.Booth-Amos 49.324
18	3 R.De Rosa 49.543
19	73 M.Kofler 1'06.188
20	48 L.Dalla Porta 1'06.664
21	29 N.Spinelli 1'07.257
22	25 A.Verdoia 1'14.313
23	16 Y.Okaya 1'28.698
24	98 M.Abe
25	50 O.Vostatek

Lap 11	
1	95 T.Mackenzie 19'48.294
2	54 B.Sofuoglu 1.025
3	7 A.Norrodin 1.346
4	17 J.McPhee 2.172
5	23 M.Schroetter 6.176
6	22 F.Fulgini 8.875
7	36 T.Gradinger 14.446
8	11 N.Bulega 31.288
9	94 V.Debise 33.911

30/07/2023

These data/results cannot be reproduced, stored and/or transmitted in whole or in part by any manner of electronic, mechanical, photocopying, recording, broadcasting or otherwise now known or herein after developed without the previous express consent by the copyright owner, except for reproduction in daily press and regular printed publications on sale to the public within 60 days of the event related to those data/results and always provided that copyright symbol appears together as follows below.

© DORNA WSBK ORGANIZATION Srl 2023



Autodrom Most 4.212 m

Acerbis Czech Round, 28-30 July 2023
Lap Chart Race 2

10	64	F.Caricasulo	35.321	6	36	T.Gradinger	27.678	4	17	J.McPhee	17.160
11	66	N.Tuuli	40.767	7	22	F.Fuligni	32.473	5	7	A.Norrodin	17.679
12	47	A.Kofler	40.835	8	94	V.Debise	52.605	6	36	T.Gradinger	34.945
13	69	T.Booth-Amos	43.584	9	66	N.Tuuli	54.058	7	22	F.Fuligni	51.826
14	55	Y.Montella	43.829	10	51	A.Sarmoon	56.787	8	51	A.Sarmoon	1'16.241
15	3	R.De Rosa	43.962	11	64	F.Caricasulo	57.300	9	66	N.Tuuli	1'16.825
16	99	A.Huertas	44.667	12	3	R.De Rosa	57.418	10	3	R.De Rosa	1'21.186
17	51	A.Sarmoon	45.742	13	69	T.Booth-Amos	58.476	11	47	A.Kofler	1'23.148
18	73	M.Kofler	1'01.121	14	47	A.Kofler	58.952	12	94	V.Debise	1'23.670
19	48	L.Dalla Porta	1'01.820	15	11	N.Bulega	1'01.026	13	64	F.Caricasulo	1'24.248
20	29	N.Spinelli	1'02.724	16	99	A.Huertas	1'04.966	14	69	T.Booth-Amos	1'26.224
21	25	A.Verdoia	1'12.986	17	55	Y.Montella	1'09.128	15	99	A.Huertas	1'32.396
22	16	Y.Dkaya	1'25.235	18	48	L.Dalla Porta	1'24.269	16	11	N.Bulega	1'32.630
23	98	M.Abe		19	25	A.Verdoia	1'25.171	17	25	A.Verdoia	
24	50	D.Vostatek		20	29	N.Spinelli	1'26.177	18	55	Y.Montella	
				21	73	M.Kofler	1'28.485	19	48	L.Dalla Porta	
				22	16	Y.Dkaya		20	29	N.Spinelli	
				23	98	M.Abe		21	73	M.Kofler	
								22	16	Y.Dkaya	
								23	98	M.Abe	

Lap 12

1	95	T.Mackenzie	21'35.626
2	17	J.McPhee	5.290
3	54	B.Sofuoglu	5.697
4	7	A.Norrodin	5.859
5	23	M.Schroetter	7.656
6	22	F.Fuligni	16.453
7	36	T.Gradinger	19.884
8	94	V.Debise	37.504
9	11	N.Bulega	38.650
10	64	F.Caricasulo	39.823
11	66	N.Tuuli	42.375
12	47	A.Kofler	43.869
13	3	R.De Rosa	44.782
14	69	T.Booth-Amos	45.029
15	51	A.Sarmoon	46.900
16	99	A.Huertas	48.073
17	55	Y.Montella	49.186
18	73	M.Kofler	1'05.473
19	48	L.Dalla Porta	1'06.058
20	29	N.Spinelli	1'06.432
21	25	A.Verdoia	1'15.934
22	16	Y.Dkaya	1'31.507
23	98	M.Abe	
24	50	D.Vostatek	

Lap 15

1	95	T.Mackenzie	26'37.944
2	23	M.Schroetter	7.362
3	54	B.Sofuoglu	9.702
4	17	J.McPhee	13.750
5	7	A.Norrodin	14.018
6	36	T.Gradinger	30.555
7	22	F.Fuligni	38.503
8	94	V.Debise	1'02.054
9	66	N.Tuuli	1'02.146
10	51	A.Sarmoon	1'03.592
11	3	R.De Rosa	1'06.368
12	69	T.Booth-Amos	1'06.784
13	64	F.Caricasulo	1'06.847
14	47	A.Kofler	1'07.183
15	11	N.Bulega	1'11.686
16	99	A.Huertas	1'14.630
17	55	Y.Montella	1'21.837
18	25	A.Verdoia	1'30.940
19	48	L.Dalla Porta	1'34.551
20	29	N.Spinelli	1'36.539
21	73	M.Kofler	
22	16	Y.Dkaya	
23	98	M.Abe	

Lap 18

1	95	T.Mackenzie	31'35.015
2	23	M.Schroetter	3.317
3	54	B.Sofuoglu	15.221
4	17	J.McPhee	18.447
5	7	A.Norrodin	19.889
6	36	T.Gradinger	36.525
7	22	F.Fuligni	58.078
8	51	A.Sarmoon	1'21.761
9	66	N.Tuuli	1'22.976
10	3	R.De Rosa	1'27.346
11	47	A.Kofler	1'31.662
12	94	V.Debise	1'31.687
13	64	F.Caricasulo	1'31.720
14	69	T.Booth-Amos	1'33.811
15	99	A.Huertas	1'39.544
16	11	N.Bulega	
17	25	A.Verdoia	
18	29	N.Spinelli	
19	48	L.Dalla Porta	
20	73	M.Kofler	
21	16	Y.Dkaya	

Lap 13

1	95	T.Mackenzie	23'17.482
2	23	M.Schroetter	8.680
3	17	J.McPhee	8.741
4	54	B.Sofuoglu	8.934
5	7	A.Norrodin	9.202
6	22	F.Fuligni	25.523
7	36	T.Gradinger	25.569
8	94	V.Debise	45.522
9	66	N.Tuuli	48.664
10	64	F.Caricasulo	49.483
11	11	N.Bulega	50.189
12	3	R.De Rosa	50.380
13	51	A.Sarmoon	50.454
14	69	T.Booth-Amos	51.321
15	47	A.Kofler	51.369
16	99	A.Huertas	56.338
17	55	Y.Montella	58.975
18	73	M.Kofler	1'15.455
19	48	L.Dalla Porta	1'15.505
20	29	N.Spinelli	1'15.973
21	25	A.Verdoia	1'20.655
22	16	Y.Dkaya	
23	98	M.Abe	

Lap 16

1	95	T.Mackenzie	28'16.775
2	23	M.Schroetter	5.765
3	54	B.Sofuoglu	10.614
4	17	J.McPhee	15.894
5	7	A.Norrodin	16.337
6	36	T.Gradinger	33.043
7	22	F.Fuligni	45.255
8	66	N.Tuuli	1'09.456
9	51	A.Sarmoon	1'09.514
10	94	V.Debise	1'13.242
11	3	R.De Rosa	1'13.481
12	47	A.Kofler	1'14.873
13	69	T.Booth-Amos	1'15.758
14	64	F.Caricasulo	1'16.116
15	11	N.Bulega	1'22.218
16	99	A.Huertas	1'23.863
17	55	Y.Montella	1'34.549
18	25	A.Verdoia	1'35.070
19	48	L.Dalla Porta	
20	29	N.Spinelli	
21	73	M.Kofler	
22	16	Y.Dkaya	
23	98	M.Abe	

Lap 19

1	95	T.Mackenzie	33'14.564
2	23	M.Schroetter	2.037
3	54	B.Sofuoglu	18.857
4	17	J.McPhee	21.046
5	7	A.Norrodin	22.206
6	36	T.Gradinger	38.970
7	22	F.Fuligni	1'03.620
8	51	A.Sarmoon	1'27.822
9	66	N.Tuuli	1'29.446
10	3	R.De Rosa	1'33.196
11	64	F.Caricasulo	1'38.814
12	47	A.Kofler	1'39.574
13	94	V.Debise	1'39.659
14	69	T.Booth-Amos	1'44.191

Lap 14

1	95	T.Mackenzie	24'58.658
2	23	M.Schroetter	7.764
3	54	B.Sofuoglu	9.042
4	17	J.McPhee	10.057
5	7	A.Norrodin	10.227

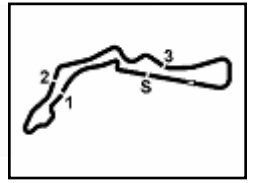
Lap 17

1	95	T.Mackenzie	29'55.775
2	23	M.Schroetter	5.187
3	54	B.Sofuoglu	13.113

30/07/2023

These data/results cannot be reproduced, stored and/or transmitted in whole or in part by any manner of electronic, mechanical, photocopying, recording, broadcasting or otherwise now known or herein after developed without the previous express consent by the copyright owner, except for reproduction in daily press and regular printed publications on sale to the public within 60 days of the event related to those data/results and always provided that copyright symbol appears together as follows below.

© DORNA WSBK ORGANIZATION Srl 2023



Autodrom Most 4.212 m

4 / 4

Acerbis Czech Round, 28-30 July 2023
Lap Chart Race 2

Race Pace Comparison

	95 Mac	23 Sch	54 Sof	17 McP	7 Nor	36 Gra	22 Ful	51 Sar	66 Tuu	3 DeR	64 Car	94 Deb	69 Boo	47 KoA
1	1'46.470	1'43.533	1'42.177	1'46.504	1'46.750	1'45.625	1'47.031	1'45.059	1'44.015	1'41.625	1'43.337	1'42.271	1'44.190	1'43.732
2	1'38.773	1'35.915	1'36.181	1'37.869	1'37.795	1'37.403	1'37.849	1'37.424	1'36.141	1'35.640	1'35.661	1'36.186	1'36.834	1'36.547
3	1'38.210	1'36.437	1'36.280	1'37.055	1'37.309	1'37.181	1'37.316	1'37.223	1'35.673	1'35.676	1'36.364	1'35.795	1'36.939	1'38.092
4	1'39.259	1'35.514	1'35.651	1'37.149	1'37.085	1'37.035	1'37.096	1'36.793	1'36.074	1'35.826	1'35.597	1'35.815	1'36.299	1'36.079
5	1'38.115	1'35.890	1'36.403	1'39.102	1'38.900	1'40.391	1'38.794	1'40.539	1'36.054	1'36.241	1'36.056	1'37.215	1'37.286	1'37.154
6	1'39.326	1'36.097	1'36.129	1'37.882	1'38.462	1'38.609	1'38.452	1'37.655	1'35.970	1'36.022	1'36.052	1'37.021	1'37.885	1'37.753
7	1'47.422	1'47.674	1'54.489	1'50.786	1'50.161	1'50.953	1'50.789	1'49.567	1'48.255	1'44.087	1'44.950	1'46.684	1'43.104	1'48.448
8	2'04.668	2'08.857	2'02.062	2'04.728	2'04.960	2'06.683	2'03.666	2'01.349	2'18.281	2'19.115	2'18.597	2'14.746	2'15.252	2'14.530
9	2'05.030	2'14.314	2'10.923	2'06.476	2'05.194	2'05.905	2'06.502	2'04.933	2'54.358	3'07.429	2'51.869	2'53.258	3'01.509	2'53.251
10	1'58.739	2'06.509	2'01.140	1'59.757	2'00.147	2'03.533	2'02.139	2'45.007	1'52.473	1'49.317	1'52.082	1'51.673	1'51.461	1'51.767
11	1'52.282	1'53.730	1'57.884	1'53.158	1'52.877	1'59.422	1'57.535	1'58.487	1'51.767	1'51.278	1'53.050	1'51.541	1'51.119	1'51.776
12	1'47.332	1'48.812	1'52.004	1'50.450	1'51.845	1'52.770	1'54.910	1'48.490	1'48.940	1'48.152	1'51.834	1'50.925	1'48.777	1'50.366
13	1'41.856	1'42.880	1'45.093	1'45.307	1'45.199	1'47.541	1'50.926	1'45.410	1'48.145	1'47.454	1'51.516	1'49.874	1'48.148	1'49.356
14	1'41.176	1'40.260	1'41.284	1'42.492	1'42.201	1'43.285	1'48.126	1'47.509	1'46.570	1'48.214	1'48.993	1'48.259	1'48.331	1'48.759
15	1'39.286	1'38.884	1'39.946	1'42.979	1'43.077	1'42.163	1'45.316	1'46.091	1'47.374	1'48.236	1'48.833	1'48.735	1'47.594	1'47.517
16	1'38.831	1'37.234	1'39.743	1'40.975	1'41.150	1'41.319	1'45.583	1'44.753	1'46.141	1'45.944	1'48.100	1'50.019	1'47.805	1'46.521
17	1'39.000	1'38.422	1'41.499	1'40.266	1'40.342	1'40.902	1'45.571	1'45.727	1'46.369	1'46.705	1'47.132	1'49.428	1'49.466	1'47.275
18	1'39.240	1'37.370	1'41.348	1'40.527	1'41.450	1'40.820	1'45.492	1'44.760	1'45.391	1'45.400	1'46.712	1'47.257	1'46.827	1'47.754
19	1'39.549	1'38.269	1'43.185	1'42.148	1'41.866	1'41.994	1'45.091	1'45.610	1'46.019	1'45.399	1'46.643	1'47.521	1'49.929	1'47.461

	99 Hue	11 Bul	25 Ver	29 Spi	48 DPo	73 Kof	16 Oka	55 Mon	98 Abe	50 Vos	62 Man	9 Nav	28 vSt	71 Edw
1	1'42.898	1'40.131	1'46.587	1'44.555	1'47.081	1'45.015	1'47.826	1'41.300	1'47.581	1'45.243	1'40.422	1'41.930	1'44.575	1'47.639
2	1'35.675	1'35.174	1'37.045	1'37.381	1'38.421	1'37.737	1'38.901	1'37.240	1'39.139	1'38.333	1'35.278	1'35.822	1'36.037	1'38.006
3	1'36.152	1'35.061	1'36.611	1'36.686	1'37.741	1'37.216	1'38.279	1'35.547	1'40.003	1'36.943	1'35.226	1'35.440	1'35.633	
4	1'35.732	1'35.027	1'37.035	1'36.644	1'36.731	1'36.806	1'38.574	1'35.667	1'39.334	1'37.003	1'35.145	1'35.689	1'35.818	
5	1'36.657	1'35.734	1'39.304	1'36.714	1'37.739	1'38.610	1'41.146	1'36.312	1'40.827	1'39.547	1'35.571	1'35.914		
6	1'36.085	1'36.474	1'37.047	1'37.589	1'37.125	1'37.912	1'41.157	1'36.695	1'40.117	1'36.854	1'37.029	1'35.970		
7	1'49.392	1'47.200	1'51.665	1'47.927	1'51.600	1'48.066	2'14.460	1'48.384	1'57.837	1'50.656	1'43.020			
8	2'19.894	2'17.322	2'20.987	2'14.593	2'20.432	2'17.348	3'11.431	2'16.778	2'07.117	2'22.026	2'15.807			
9	2'55.999	2'52.152	3'03.078	3'13.880	2'58.625	3'05.037	1'55.135	2'55.190	2'22.522	3'56.341	2'56.759			
10	1'52.076	1'52.892	1'56.389	1'52.723	1'52.604	1'53.876	1'53.224	1'54.176	3'24.926	2'09.717	1'52.885			
11	1'52.401	1'52.415	1'55.532	1'52.326	1'52.015	1'51.792	1'53.396	1'54.834	1'57.164	2'04.831				
12	1'50.738	1'54.694	1'50.280	1'51.040	1'51.570	1'51.684	1'53.604	1'52.689	1'56.338	2'19.546				
13	1'50.121	1'53.395	1'46.577	1'51.397	1'51.303	1'51.838	1'54.161	1'51.645	1'56.024					
14	1'49.804	1'52.013	1'45.692	1'51.380	1'49.940	1'54.206	1'55.636	1'51.329	1'55.460					
15	1'48.950	1'49.946	1'45.055	1'49.648	1'49.568	1'52.272	1'54.076	1'51.995	1'56.576					
16	1'48.064	1'49.363	1'42.961	1'49.369	1'48.357	1'51.196	1'53.520	1'51.543	1'55.044					
17	1'47.533	1'49.412	1'43.884	1'47.595	1'49.404	1'52.302	1'54.300	1'54.138	1'54.340					
18	1'46.388	1'49.262	1'42.322	1'48.048	1'49.261	1'51.415	1'52.856							

	14 Mah
1	2'36.785

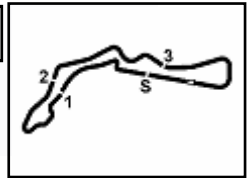
30/07/2023

These data/results cannot be reproduced, stored and/or transmitted in whole or in part by any manner of electronic, mechanical, photocopying, recording, broadcasting or otherwise now known or herein after developed without the previous express consent by the copyright owner, except for reproduction in daily press and regular printed publications on sale to the public within 60 days of the event related to those data/results and always provided that copyright symbol appears together as follows below.

© DORNA WSBK ORGANIZATION Srl 2023

FICR PERUGIA TIMING





Acerbis Czech Round, 28-30 July 2023
Best Sector & Speed Race 2

Autodrom Most 4.212 m

RESULTS

1	95	T. MACKENZIE	Honda CBR600RR	Laps 19
2	23	M. SCHROETTER	MV Agusta F3 800 RR	2.037
3	54	B. SOFUOGLU	MV Agusta F3 800 RR	18.857
4	17	J. MCPHEE	Kawasaki ZX-6R	21.046
5	7	A. NORRODIN	Honda CBR600RR	22.206
6	36	T. GRADINGER	Yamaha YZF R6	38.970
7	22	F. FULIGNI	Ducati Panigale V2	1'03.620
8	51	A. SARMOON	Yamaha YZF R6	1'27.822
9	66	N. TUULI	Triumph Street Triple RS 765	1'29.446
10	3	R. DE ROSA	Ducati Panigale V2	1'33.196
11	64	F. CARICASULO	Ducati Panigale V2	1'38.814
12	94	V. DEBISE	Yamaha YZF R6	1'39.659
13	69	T. BOOTH-AMOS	Kawasaki ZX-6R	1'44.191
14	47	A. KOFLER	Ducati Panigale V2	1'50.009
15	99	A. HUERTAS	Kawasaki ZX-6R	1 Lap
16	11	N. BULEGA	Ducati Panigale V2	1 Lap
17	25	A. VERDOIA	Yamaha YZF R6	1 Lap
18	29	N. SPINELLI	Yamaha YZF R6	1 Lap
19	48	L. DALLA PORTA	Yamaha YZF R6	1 Lap
20	73	M. KOFLER	Ducati Panigale V2	1 Lap
21	16	Y. OKAYA	Kawasaki ZX-6R	1 Lap
22	98	M. ABE	Yamaha YZF R6	2 Laps
RET	55	Y. MONTELLA	Ducati Panigale V2	2 Laps
RET	50	D. VOSTATEK	Triumph Street Triple RS 765	7 Laps
RET	62	S. MANZI	Yamaha YZF R6	9 Laps
RET	9	J. NAVARRO	Yamaha YZF R6	13 Laps
RET	28	G. VAN STRAALLEN	Yamaha YZF R6	15 Laps
RET	71	T. EDWARDS	Yamaha YZF R6	17 Laps
RET	14	L. MAHIAS	Kawasaki ZX-6R	18 Laps
RET	68	L. POWER	Kawasaki ZX-6R	

SPEED

1	55	Y. MONTELLA	Ducati Panigale V2	265,9
2	23	M. SCHROETTER	MV Agusta F3 800 RR	263,3
3	48	L. DALLA PORTA	Yamaha YZF R6	262,7
4	16	Y. OKAYA	Kawasaki ZX-6R	262,1
5	71	T. EDWARDS	Yamaha YZF R6	262,1
6	94	V. DEBISE	Yamaha YZF R6	262,1
7	99	A. HUERTAS	Kawasaki ZX-6R	262,1
8	9	J. NAVARRO	Yamaha YZF R6	261,4
9	47	A. KOFLER	Ducati Panigale V2	261,4
10	50	D. VOSTATEK	Triumph Street Triple RS 765	261,4
11	54	B. SOFUOGLU	MV Agusta F3 800 RR	261,4
12	64	F. CARICASULO	Ducati Panigale V2	261,4
13	51	A. SARMOON	Yamaha YZF R6	260,8
14	22	F. FULIGNI	Ducati Panigale V2	260,8
15	25	A. VERDOIA	Yamaha YZF R6	260,2
16	66	N. TUULI	Triumph Street Triple RS 765	259,0
17	73	M. KOFLER	Ducati Panigale V2	259,0
18	28	G. VAN STRAALLEN	Yamaha YZF R6	258,4
19	36	T. GRADINGER	Yamaha YZF R6	258,4
20	69	T. BOOTH-AMOS	Kawasaki ZX-6R	258,4
21	7	A. NORRODIN	Honda CBR600RR	257,7
22	3	R. DE ROSA	Ducati Panigale V2	257,1
23	17	J. MCPHEE	Kawasaki ZX-6R	257,1
24	29	N. SPINELLI	Yamaha YZF R6	256,5
25	11	N. BULEGA	Ducati Panigale V2	255,9
26	95	T. MACKENZIE	Honda CBR600RR	255,3
27	62	S. MANZI	Yamaha YZF R6	254,8
28	98	M. ABE	Yamaha YZF R6	251,8

SEG. 1

1	11	N. BULEGA	23.269
2	54	B. SOFUOGLU	23.318
3	9	J. NAVARRO	23.321
4	55	Y. MONTELLA	23.321
5	62	S. MANZI	23.322
6	64	F. CARICASULO	23.337
7	66	N. TUULI	23.376
8	94	V. DEBISE	23.395
9	3	R. DE ROSA	23.411
10	23	M. SCHROETTER	23.486
11	99	A. HUERTAS	23.496
12	28	G. VAN STRAALLEN	23.591
13	25	A. VERDOIA	23.592
14	48	L. DALLA PORTA	23.608
15	69	T. BOOTH-AMOS	23.621
16	29	N. SPINELLI	23.645
17	47	A. KOFLER	23.657
18	51	A. SARMOON	23.677
19	22	F. FULIGNI	23.699
20	73	M. KOFLER	23.702
21	36	T. GRADINGER	23.766
22	17	J. MCPHEE	23.810
23	50	D. VOSTATEK	23.816
24	7	A. NORRODIN	23.818
25	16	Y. OKAYA	23.935
26	95	T. MACKENZIE	23.982
27	71	T. EDWARDS	24.110
28	98	M. ABE	24.222

SEG. 2

1	54	B. SOFUOGLU	23.448
2	62	S. MANZI	23.567
3	66	N. TUULI	23.574
4	11	N. BULEGA	23.592
5	64	F. CARICASULO	23.602
6	94	V. DEBISE	23.614
7	99	A. HUERTAS	23.616
8	55	Y. MONTELLA	23.676
9	28	G. VAN STRAALLEN	23.684
10	23	M. SCHROETTER	23.689
11	3	R. DE ROSA	23.695
12	9	J. NAVARRO	23.734
13	47	A. KOFLER	23.814
14	69	T. BOOTH-AMOS	23.857
15	25	A. VERDOIA	23.923
16	29	N. SPINELLI	23.937
17	73	M. KOFLER	23.963
18	50	D. VOSTATEK	23.976
19	36	T. GRADINGER	23.977
20	14	L. MAHIAS	24.050
21	48	L. DALLA PORTA	24.055
22	17	J. MCPHEE	24.097
23	51	A. SARMOON	24.103
24	95	T. MACKENZIE	24.146
25	22	F. FULIGNI	24.151
26	7	A. NORRODIN	24.209
27	16	Y. OKAYA	24.293
28	71	T. EDWARDS	24.465
29	98	M. ABE	24.575

SEG. 3

1	62	S. MANZI	23.883
2	11	N. BULEGA	23.894
3	9	J. NAVARRO	23.952
4	23	M. SCHROETTER	23.953
5	55	Y. MONTELLA	23.984
6	28	G. VAN STRAALLEN	24.037
7	3	R. DE ROSA	24.050
8	99	A. HUERTAS	24.079
9	64	F. CARICASULO	24.103
10	66	N. TUULI	24.122
11	94	V. DEBISE	24.135
12	54	B. SOFUOGLU	24.195
13	47	A. KOFLER	24.203
14	69	T. BOOTH-AMOS	24.204
15	29	N. SPINELLI	24.279
16	50	D. VOSTATEK	24.431
17	7	A. NORRODIN	24.480
18	51	A. SARMOON	24.486
19	36	T. GRADINGER	24.536
20	25	A. VERDOIA	24.542
21	48	L. DALLA PORTA	24.565
22	22	F. FULIGNI	24.568
23	73	M. KOFLER	24.592
24	17	J. MCPHEE	24.596
25	71	T. EDWARDS	24.658
26	95	T. MACKENZIE	24.784
27	98	M. ABE	24.948
28	16	Y. OKAYA	25.086
29	14	L. MAHIAS	1'04.013

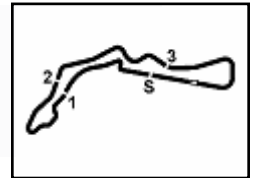
SEG. 4

1	11	N. BULEGA	24.100
2	64	F. CARICASULO	24.139
3	23	M. SCHROETTER	24.140
4	99	A. HUERTAS	24.164
5	54	B. SOFUOGLU	24.219
6	62	S. MANZI	24.222
7	28	G. VAN STRAALLEN	24.226
8	66	N. TUULI	24.245
9	9	J. NAVARRO	24.248
10	55	Y. MONTELLA	24.261
11	3	R. DE ROSA	24.343
12	69	T. BOOTH-AMOS	24.352
13	94	V. DEBISE	24.353
14	47	A. KOFLER	24.387
15	25	A. VERDOIA	24.391
16	17	J. MCPHEE	24.439
17	50	D. VOSTATEK	24.441
18	48	L. DALLA PORTA	24.488
19	51	A. SARMOON	24.503
20	73	M. KOFLER	24.507
21	29	N. SPINELLI	24.572
22	36	T. GRADINGER	24.577
23	7	A. NORRODIN	24.578
24	22	F. FULIGNI	24.586
25	71	T. EDWARDS	24.631
26	95	T. MACKENZIE	24.699
27	16	Y. OKAYA	24.789
28	98	M. ABE	24.906

30/07/2023

These data/results cannot be reproduced, stored and/or transmitted in whole or in part by any manner of electronic, mechanical, photocopying, recording, broadcasting or otherwise now known or herein after developed without the previous express consent by the copyright owner, except for reproduction in daily press and regular printed publications on sale to the public within 60 days of the event related to those data/results and always provided that copyright symbol appears together as follows below.

© DORNA WSBK ORGANIZATION Srl 2023



Acerbis Czech Round, 28-30 July 2023
Chronological Analysis Race 2

Start at 12:30'51.313

1 / 5

1° 95 T. MACKENZIE [1'38.115]							
Lap	Seg1	Seg2	Seg3	Seg4	Lap Time	km/h	Local Time
1		25.073	25.319	25.000	1'46.470		12:32'37.783
2	24.179	25.010	24.837	24.747	1'38.773	248,4	12:34'16.556
3	24.317	24.224	24.970	24.699	1'38.210	251,3	12:35'54.766
4	25.306	24.219	24.914	24.820	1'39.259	255,3	12:37'34.025
5	24.161	24.146	24.832	24.976	1'38.115	247,9	12:39'12.140
6	25.380	24.146	24.784	25.016	1'39.326	247,3	12:40'51.466
7	24.310	26.462	30.658	25.992	1'47.422	245,6	12:42'38.888
8	29.117	31.948	33.046	30.557	2'04.668	249,0	12:44'43.556
9	29.074	31.769	32.401	31.786	2'05.030	239,7	12:46'48.586
10	29.141	28.576	31.606	29.416	1'58.739	239,7	12:48'47.325
11	28.177	26.669	29.691	27.745	1'52.282	240,8	12:50'39.607
12	26.809	25.921	27.568	27.034	1'47.332	244,0	12:52'26.939
13	25.207	24.861	25.992	25.796	1'41.856	244,0	12:54'08.795
14	24.614	24.603	25.937	26.022	1'41.176	245,1	12:55'49.971
15	24.174	24.327	25.490	25.295	1'39.286	246,2	12:57'29.257
16	24.042	24.271	25.216	25.302	1'38.831	247,9	12:59'08.088
17	24.088	24.596	25.344	24.972	1'39.000	247,9	13:00'47.088
18	23.982	24.459	25.160	25.639	1'39.240	247,9	13:02'26.328
19	24.439	24.376	25.300	25.434	1'39.549	246,7	13:04'05.877
Race Time 33'14.564							

18	24.461	25.379	25.923	25.585	1'41.348	255,3	13:02'41.549
19	24.638	25.713	26.735	26.099	1'43.185	259,0	13:04'24.734
Race Time 33'33.421							

2° 23 M. SCHROETTER [1'35.514]							
Lap	Seg1	Seg2	Seg3	Seg4	Lap Time	km/h	Local Time
1		24.310	24.596	24.351	1'43.533		12:32'34.861
2	23.570	23.861	24.334	24.150	1'35.915	261,4	12:34'10.761
3	24.448	23.853	23.996	24.140	1'36.437	260,2	12:35'47.198
4	23.730	23.689	23.953	24.142	1'35.514	259,0	12:37'22.712
5	23.486	23.736	24.253	24.415	1'35.890	259,0	12:38'58.602
6	23.837	23.693	24.167	24.400	1'36.097	260,2	12:40'34.699
7	23.922	27.325	29.915	26.512	1'47.674	263,3	12:42'22.373
8	28.083	33.149	33.832	33.793	2'08.857	253,6	12:44'31.230
9	31.391	33.904	35.267	33.752	2'14.314	221,4	12:46'45.544
10	31.575	30.107	33.214	31.613	2'06.509	217,0	12:48'52.053
11	29.268	26.876	30.322	27.264	1'53.730	240,3	12:50'45.783
12	27.720	27.399	26.955	26.738	1'48.812	249,0	12:52'34.595
13	25.096	25.286	26.633	25.865	1'42.880	251,8	12:54'17.475
14	24.070	25.761	25.320	25.109	1'40.260	251,8	12:55'57.735
15	24.181	25.078	24.950	24.675	1'38.884	250,1	12:57'36.619
16	23.745	24.167	24.731	24.591	1'37.234	251,8	12:59'13.853
17	23.774	24.829	25.081	24.738	1'38.422	254,8	13:00'52.275
18	23.618	24.255	24.856	24.641	1'37.370	256,5	13:02'29.645
19	23.890	24.239	25.138	25.002	1'38.269	255,9	13:04'07.914
Race Time 33'16.601							

4° 17 J. MCPHEE [1'37.055]							
Lap	Seg1	Seg2	Seg3	Seg4	Lap Time	km/h	Local Time
1		25.194	25.317	24.748	1'46.504		12:32'37.817
2	24.228	24.262	24.812	24.567	1'37.869	255,3	12:34'15.686
3	23.816	24.204	24.596	24.439	1'37.055	255,3	12:35'52.741
4	23.851	24.097	24.723	24.478	1'37.149	256,5	12:37'29.890
5	23.810	24.632	25.384	25.276	1'39.102	255,3	12:39'08.992
6	24.057	24.255	24.875	24.695	1'37.882	257,1	12:40'46.874
7	23.916	27.518	32.267	27.085	1'50.786	254,8	12:42'37.660
8	29.058	32.345	32.958	30.367	2'04.728	250,7	12:44'42.388
9	29.794	31.863	33.126	31.693	2'06.476	245,1	12:46'48.864
10	29.580	29.051	31.314	29.812	1'59.757	245,6	12:48'48.621
11	27.968	27.248	29.851	28.091	1'53.158	246,7	12:50'41.779
12	26.810	27.026	28.871	27.743	1'50.450	249,5	12:52'32.229
13	25.187	26.226	27.356	26.538	1'45.307	247,9	12:54'17.536
14	25.080	25.647	26.216	25.549	1'42.492	249,5	12:56'00.028
15	24.151	26.218	26.933	25.677	1'42.979	253,6	12:57'43.007
16	24.489	25.243	25.826	25.417	1'40.975	250,7	12:59'23.982
17	24.303	25.150	25.596	25.217	1'40.266	251,3	13:01'04.248
18	24.299	25.190	25.728	25.310	1'40.527	252,4	13:02'44.775
19	24.209	25.990	26.544	25.405	1'42.148	253,6	13:04'26.923
Race Time 33'35.610							

3° 54 B. SOFUOGLU [1'35.651]							
Lap	Seg1	Seg2	Seg3	Seg4	Lap Time	km/h	Local Time
1		24.076	24.679	24.384	1'42.177		12:32'33.490
2	23.657	23.836	24.293	24.395	1'36.181	260,8	12:34'09.671
3	23.872	23.787	24.402	24.219	1'36.280	259,6	12:35'45.951
4	23.600	23.448	24.195	24.408	1'35.651	260,8	12:37'21.602
5	23.489	23.735	24.689	24.490	1'36.403	261,4	12:38'58.005
6	23.511	23.723	24.377	24.518	1'36.129	259,0	12:40'34.134
7	23.318	34.839	29.460	26.872	1'54.489	257,7	12:42'28.623
8	27.686	31.401	32.083	30.892	2'02.062	254,8	12:44'30.685
9	29.302	34.930	34.267	32.424	2'10.923	246,2	12:46'41.608
10	29.662	30.209	31.107	30.162	2'01.140	244,0	12:48'42.748
11	28.311	29.469	31.443	28.661	1'57.884	245,6	12:50'40.632
12	27.004	27.629	29.018	28.353	1'52.004	252,4	12:52'32.636
13	25.660	26.484	27.052	25.897	1'45.093	255,3	12:54'17.729
14	24.690	25.387	25.703	25.504	1'41.284	260,8	12:55'59.013
15	23.941	25.201	25.594	25.210	1'39.946	257,7	12:57'38.959
16	24.207	24.802	25.585	25.149	1'39.743	259,0	12:59'18.702
17	24.321	25.285	26.318	25.575	1'41.499	256,5	13:01'00.201

5° 7 A. NORRODIN [1'37.085]							
Lap	Seg1	Seg2	Seg3	Seg4	Lap Time	km/h	Local Time
1		25.158	25.123	24.771	1'46.750		12:32'38.063
2	24.255	24.253	24.650	24.637	1'37.795	255,3	12:34'15.858
3	23.889	24.260	24.570	24.590	1'37.309	254,8	12:35'53.167
4	23.818	24.209	24.480	24.578	1'37.085	254,2	12:37'30.252
5	23.827	24.465	25.251	25.357	1'38.900	251,3	12:39'09.152
6	24.357	24.384	24.852	24.869	1'38.462	257,7	12:40'47.614
7	23.855	26.959	31.884	27.463	1'50.161	254,8	12:42'37.775
8	29.584	31.807	32.609	30.960	2'04.960	251,3	12:44'42.735
9	29.172	31.192	32.411	32.419	2'05.194	240,8	12:46'47.929
10	29.256	29.358	31.587	29.946	2'00.147	239,7	12:48'48.076
11	28.071	26.693	30.076	28.037	1'52.877	242,4	12:50'40.953
12	26.725	27.683	28.874	28.563	1'51.845	246,7	12:52'32.798
13	25.731	26.328	27.094	26.046	1'45.199	249,5	12:54'17.997
14	25.180	25.287	26.134	25.600	1'42.201	250,1	12:56'00.198
15	24.432	25.901	26.987	25.757	1'43.077	252,4	12:57'43.275
16	24.511	25.173	25.879	25.587	1'41.150	247,9	12:59'24.425
17	24.322	24.979	25.701	25.340	1'40.342	249,0	13:01'04.767
18	24.357	25.644	25.860	25.589	1'41.450	250,1	13:02'46.217
19	24.385	25.172	26.441	25.868	1'41.866	247,9	13:04'28.083
Race Time 33'36.770							

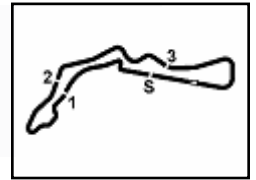
6° 36 T. GRADINGER [1'37.035]							
Lap	Seg1	Seg2	Seg3	Seg4	Lap Time	km/h	Local Time
1		25.020	24.879	24.579	1'45.625		12:32'36.938
2	24.146	24.097	24.536	24.624	1'37.403	255,3	12:34'14.341
3	23.766	24.070	24.717	24.628	1'37.181	255,9	12:35'51.522
4	23.930	23.977	24.551	24.577	1'37.035	258,4	12:37'28.557
5	23.968	24.780	26.128	25.515	1'40.391	253,6	12:39'08.948
6	24.370	24.325	24.997	24.917	1'38.609	254,2	12:40'47.557
7	24.164	27.297	31.735	27.757	1'50.953	253,6	12:42'38.510
8	30.900	31.595	32.565	31.623	2'06.683	249,5	12:44'45.193
9	29.628	31.284	32.617	32.376	2'05.905	241,3	12:46'51.098
10	30.289	29.056	33.032	31.156	2'03.533	239,2	12:48'54.631
11	29.210	29.164	31.745	29.303	1'59.422	240,3	12:50'54.053
12	27.362	27.718	29.292	28.398	1'52.770	246,2	12:52'46.823
13	25.536	26.820	28.186	26.999	1'47.541	246,7	12:54'34.364
14	25.128	25.578	26.815	25.764	1'43.285	251,3	12:56'17.649

30/07/2023

P = Pits In/Out - C = Lap Time Cancelled

These data/results cannot be reproduced, stored and/or transmitted in whole or in part by any manner of electronic, mechanical, photocopying, recording, broadcasting or otherwise now known or herein after developed without the previous express consent by the copyright owner, except for reproduction in daily press and regular printed publications on sale to the public within 60 days of the event related to those data/results and always provided that copyright symbol appears together as follows below.

© DORNA WSBK ORGANIZATION Srl 2023



Acerbis Czech Round, 28-30 July 2023 Chronological Analysis Race 2

Autodrom Most 4.212 m

Start at 12:30'51.313

2 / 5

15	24.451	25.061	26.650	26.001	1'42.163	249,5	12:57'59.812	12	26.664	27.663	27.557	27.056	1'48.940	247,9	12:53'09.314
16	24.315	24.877	26.294	25.833	1'41.319	249,5	12:59'41.131	13	25.812	26.617	28.548	27.168	1'48.145	250,1	12:54'57.459
17	24.344	24.711	26.173	25.674	1'40.902	250,1	13:01'22.033	14	25.464	26.539	27.527	27.040	1'46.570	247,3	12:56'44.029
18	24.132	24.860	26.415	25.413	1'40.820	250,1	13:03'02.853	15	25.583	27.003	27.693	27.095	1'47.374	248,4	12:58'31.403
19	24.210	24.997	26.621	26.166	1'41.994	250,1	13:04'44.847	16	25.343	26.629	27.302	26.867	1'46.141	249,5	13:00'17.544

Race Time 33'53.534

Race Time 34'44.010

7° 22 F. FULIGNI [1'37.096]							
Lap	Seg.1	Seg.2	Seg.3	Seg.4	Lap Time	km/h	Local Time

1		25.349	25.127	24.818	1'47.031		12:32'38.344
2	24.097	24.296	24.787	24.669	1'37.849	258,4	12:34'16.193
3	23.742	24.420	24.568	24.586	1'37.316	256,5	12:35'53.509
4	23.699	24.151	24.572	24.674	1'37.096	257,1	12:37'30.605
5	23.804	24.615	25.144	25.231	1'38.794	257,1	12:39'09.399
6	24.350	24.434	24.830	24.838	1'38.452	260,8	12:40'47.851
7	23.994	27.728	31.342	27.725	1'50.789	259,0	12:42'38.640
8	29.192	31.788	32.001	30.685	2'03.666	252,4	12:44'42.306
9	29.758	31.991	32.629	32.124	2'06.502	244,0	12:46'48.808
10	29.680	30.546	31.469	30.444	2'02.139	244,5	12:48'50.947
11	28.364	29.273	30.861	29.037	1'57.535	246,2	12:50'48.482
12	27.413	29.101	29.499	28.897	1'54.910	249,0	12:52'43.392
13	26.626	28.098	28.944	27.258	1'50.926	247,3	12:54'34.318
14	26.333	27.070	27.747	26.976	1'48.126	247,9	12:56'22.444
15	25.658	26.024	27.120	26.514	1'45.316	249,0	12:58'07.760
16	25.635	26.501	27.120	26.327	1'45.583	250,1	12:59'53.343
17	25.452	26.464	26.936	26.719	1'45.571	250,1	13:01'38.914
18	25.326	26.825	26.796	26.545	1'45.492	250,1	13:03'24.406
19	25.338	26.106	27.058	26.589	1'45.091	250,7	13:05'09.497

Race Time 34'18.184

8° 51 A. SARMOON [1'36.793]							
Lap	Seg.1	Seg.2	Seg.3	Seg.4	Lap Time	km/h	Local Time

1		24.994	24.819	24.503	1'45.059		12:32'36.372
2	23.840	24.414	24.590	24.580	1'37.424	260,8	12:34'13.796
3	23.926	24.104	24.600	24.593	1'37.223	253,6	12:35'51.019
4	23.677	24.103	24.486	24.527	1'36.793	254,2	12:37'27.812
5	24.046	25.229	26.024	25.240	1'40.539	251,8	12:39'08.351
6	24.045	24.334	24.550	24.726	1'37.655	253,0	12:40'46.006
7	24.083	28.150	30.975	26.359	1'49.567	253,0	12:42'35.573
8	27.493	31.340	32.343	30.173	2'01.349	247,9	12:44'36.922
9	28.095	32.064	33.306	31.468	2'04.933	239,2	12:46'41.855
10	29.779	29.149	31.507	1'14.572	2'45.007	229,2	12:49'26.862
11	30.593	29.440	30.803	27.651	1'58.487	196,8	12:51'25.349
12	26.262	27.100	28.501	26.627	1'48.490	245,6	12:53'13.839
13	25.199	26.214	27.692	26.305	1'45.410	245,6	12:54'59.249
14	26.515	26.573	27.914	26.507	1'47.509	247,9	12:56'46.758
15	25.324	25.841	28.419	26.507	1'46.091	245,1	12:58'32.849
16	24.891	26.075	27.120	26.667	1'44.753	247,3	13:00'17.602
17	25.525	26.147	27.870	26.185	1'45.727	247,3	13:02'03.329
18	24.801	25.943	27.577	26.439	1'44.760	243,5	13:03'48.089
19	24.749	25.835	28.074	26.952	1'45.610	244,5	13:05'33.699

Race Time 34'42.386

9° 66 N. TUULI [1'35.673]							
Lap	Seg.1	Seg.2	Seg.3	Seg.4	Lap Time	km/h	Local Time

1		24.275	24.846	24.853	1'44.015		12:32'35.328
2	23.813	23.802	24.281	24.245	1'36.141	259,0	12:34'11.469
3	23.479	23.574	24.186	24.434	1'35.673	257,7	12:35'47.142
4	23.945	23.719	24.122	24.288	1'36.074	255,9	12:37'23.216
5	23.376	23.832	24.401	24.445	1'36.054	258,4	12:38'59.270
6	23.505	23.784	24.281	24.400	1'35.970	256,5	12:40'35.240
7	23.591	26.122	30.987	27.555	1'48.255	258,4	12:42'23.495
8	29.782	33.381	33.375	41.743	2'18.281P	253,6	12:44'41.776
9	1'28.494	28.053	29.411	28.400	2'54.358P		12:47'36.134
10	27.110	27.698	28.983	28.682	1'52.473	244,5	12:49'28.607
11	27.197	27.545	29.202	27.823	1'51.767	246,2	12:51'20.374

10° 3 R. DE ROSA [1'35.640]							
Lap	Seg.1	Seg.2	Seg.3	Seg.4	Lap Time	km/h	Local Time

1		24.259	24.294	24.344	1'41.625		12:32'32.938
2	23.411	23.695	24.098	24.436	1'35.640	255,3	12:34'08.578
3	23.523	23.728	24.050	24.375	1'35.676	252,4	12:35'44.254
4	23.607	23.825	24.051	24.343	1'35.826	253,0	12:37'20.080
5	23.515	23.944	24.359	24.423	1'36.241	253,0	12:38'56.321
6	23.431	23.780	24.276	24.535	1'36.022	257,1	12:40'32.343
7	23.417	25.587	28.993	26.090	1'44.087	255,3	12:42'16.430
8	28.697	32.605	33.411	44.402	2'19.115P	252,4	12:44'35.545
9	1'41.943	28.221	28.985	28.280	3'07.429P		12:47'42.974
10	26.281	26.855	28.245	27.936	1'49.317	245,1	12:49'32.291
11	26.761	27.488	29.047	27.982	1'51.278	249,0	12:51'23.569
12	26.051	26.965	28.053	27.083	1'48.152	250,1	12:53'11.721
13	25.556	26.901	27.732	27.265	1'47.454	249,0	12:54'59.175
14	26.047	26.851	27.974	27.342	1'48.214	249,5	12:56'47.389
15	25.837	27.175	28.104	27.120	1'48.236	252,4	12:58'35.625
16	25.304	26.576	27.314	26.750	1'45.944	247,3	13:00'21.569
17	25.736	27.014	27.207	26.748	1'46.705	249,5	13:02'08.274
18	25.361	26.419	26.973	26.647	1'45.400	247,9	13:03'53.674
19	25.048	26.415	27.135	26.801	1'45.399	249,0	13:05'39.073

Race Time 34'47.760

11° 64 F. CARICASULO [1'35.597]							
Lap	Seg.1	Seg.2	Seg.3	Seg.4	Lap Time	km/h	Local Time

1		24.144	25.010	24.327	1'43.337		12:32'34.650
2	23.443	23.796	24.283	24.139	1'35.661	255,9	12:34'10.311
3	24.211	23.664	24.162	24.327	1'36.364	259,6	12:35'46.675
4	23.603	23.602	24.103	24.289	1'35.597	257,7	12:37'22.272
5	23.337	23.793	24.536	24.390	1'36.056	258,4	12:38'58.328
6	23.473	23.795	24.318	24.466	1'36.052	259,0	12:40'34.380
7	23.643	25.952	29.549	25.806	1'44.950	261,4	12:42'19.330
8	29.874	32.080	33.429	43.214	2'18.597P	252,4	12:44'37.927
9	1'26.729	27.738	29.031	28.371	2'51.869P		12:47'29.796
10	26.624	27.945	29.164	28.349	1'52.082	241,3	12:49'21.878
11	27.024	28.504	29.260	28.262	1'53.050	246,2	12:51'14.928
12	26.319	27.882	29.196	28.437	1'51.834	247,9	12:53'06.762
13	26.208	28.029	29.273	28.006	1'51.516	249,5	12:54'58.278
14	25.747	27.481	28.377	27.388	1'48.993	248,4	12:56'47.271
15	25.702	27.432	28.463	27.236	1'48.833	250,7	12:58'36.104
16	26.939	26.848	27.530	26.783	1'48.100	252,4	13:00'24.204
17	25.656	26.911	27.712	26.853	1'47.132	249,0	13:02'11.336
18	25.468	26.781	27.554	26.909	1'46.712	250,1	13:03'58.048
19	25.504	26.683	27.613	26.843	1'46.643	253,0	13:05'44.691

Race Time 34'53.378

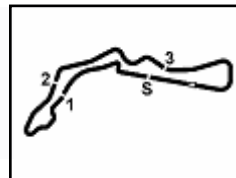
12° 94 V. DEBISE [1'35.795]							
Lap	Seg.1	Seg.2	Seg.3	Seg.4	Lap Time	km/h	Local Time

1		23.991	24.452	24.353	1'42.271		12:32'33.584
2	23.741	23.845	24.217	24.383	1'36.186	261,4	12:34'09.770
3	23.524	23.614	24.135	24.522	1'35.795	262,1	12:35'45.565
4	23.395	23.866	24.162	24.392	1'35.815	257,7	12:37'21.380
5	23.423	24.006	24.859	24.927	1'37.215	255,3	12:38'58.595
6	24.220	23.948	24.183	24.670	1'37.021	255,9	12:40'35.616
7	23.635	26.245	29.915	26.889	1'46.684	255,3	12:42'22.300
8	27.877	31.999	32.743	42.127	2'14.746P	248,4	12:44'37.046

30/07/2023 P = Pits In/Out - C = Lap Time Cancelled

These data/results cannot be reproduced, stored and/or transmitted in whole or in part by any manner of electronic, mechanical, photocopying, recording, broadcasting or otherwise now known or herein after developed without the previous express consent by the copyright owner, except for reproduction in daily press and regular printed publications on sale to the public within 60 days of the event related to those data/results and always provided that copyright symbol appears together as follows below.

© DORNA WSBK ORGANIZATION Srl 2023



Acerbis Czech Round, 28-30 July 2023 Chronological Analysis Race 2

Autodrom Most 4.212 m

Start at 12:30'51.313

3 / 5

Table with 11 columns (Lap, Seg1, Seg2, Seg3, Seg4, Lap Time, km/h, Local Time) for race 13°.

13° 69 T. BOOTH-AMOS (1'36.299)

Table with 8 columns (Lap, Seg1, Seg2, Seg3, Seg4, Lap Time, km/h, Local Time) for race 13°.

16° 11 N. BULEGA (1'35.027)

Table with 8 columns (Lap, Seg1, Seg2, Seg3, Seg4, Lap Time, km/h, Local Time) for race 16°.

14° 47 A. KOFLER (1'36.079)

Table with 8 columns (Lap, Seg1, Seg2, Seg3, Seg4, Lap Time, km/h, Local Time) for race 14°.

17° 25 A. VERDOIA (1'36.611)

Table with 8 columns (Lap, Seg1, Seg2, Seg3, Seg4, Lap Time, km/h, Local Time) for race 17°.

15° 99 A. HUERTAS (1'35.675)

Table with 8 columns (Lap, Seg1, Seg2, Seg3, Seg4, Lap Time, km/h, Local Time) for race 15°.

18° 29 N. SPINELLI (1'36.644)

Table with 8 columns (Lap, Seg1, Seg2, Seg3, Seg4, Lap Time, km/h, Local Time) for race 18°.

30/07/2023 P = Pits In/Out - C = Lap Time Cancelled

These data/results cannot be reproduced, stored and/or transmitted in whole or in part by any manner of electronic, mechanical, photocopying, recording, broadcasting or otherwise now known or herein after developed without the previous express consent by the copyright owner...

© DORNA WSBK ORGANIZATION Srl 2023



Acerbis Czech Round, 28-30 July 2023
Chronological Analysis Race 2

Start at 12:30'51.313

4 / 5

6	24.052	24.181	24.481	24.875	1'37.589	255,3	12:40'40.882	6	25.153	24.991	25.533	25.480	1'41.157	251,3	12:40'57.196
7	23.979	26.501	30.239	27.208	1'47.927	256,5	12:42'28.809	7	24.403	29.102	36.142	44.813	2'14.460P	251,3	12:43'11.656
8	28.613	31.935	31.460	42.585	2'14.593P	252,4	12:44'43.402	8	1'41.496	30.368	30.769	28.798	3'11.431P		12:46'23.087
9	1'45.998	29.254	29.961	28.667	3'13.880P		12:47'57.282	9	27.511	28.995	29.998	28.631	1'55.135	241,3	12:48'18.222
10	27.295	28.229	29.013	28.186	1'52.723	245,6	12:49'50.005	10	27.197	27.966	29.621	28.440	1'53.224	243,5	12:50'11.446
11	27.002	28.089	29.040	28.195	1'52.326	245,6	12:51'42.331	11	26.913	28.451	29.250	28.782	1'53.396	244,0	12:52'04.842
12	26.147	27.866	29.166	27.861	1'51.040	245,6	12:53'33.371	12	27.064	28.360	29.567	28.613	1'53.604	243,5	12:53'58.446
13	26.419	27.937	29.023	28.018	1'51.397	246,2	12:55'24.768	13	26.573	28.658	29.924	29.006	1'54.161	243,5	12:55'52.607
14	26.430	28.144	29.118	27.688	1'51.380	246,7	12:57'16.148	14	26.901	29.430	30.510	28.795	1'55.636	244,0	12:57'48.243
15	25.875	27.687	28.635	27.451	1'49.648	246,2	12:59'05.796	15	27.104	28.855	29.625	28.492	1'54.076	244,0	12:59'42.319
16	26.145	27.358	28.588	27.278	1'49.369	244,5	13:00'55.165	16	26.746	28.921	29.538	28.315	1'53.520	243,5	13:01'35.839
17	25.761	26.687	27.993	27.154	1'47.595	245,1	13:02'42.760	17	26.833	29.071	29.841	28.555	1'54.300	244,0	13:03'30.139
18	25.556	26.931	28.294	27.267	1'48.048	247,3	13:04'30.808	18	26.733	28.667	29.361	28.095	1'52.856	245,1	13:05'22.995

Race Time 33'39.495

Race Time 34'31.682

19° 48 L. DALLA PORTA [1'36.731]								RET 55 Y. MONTELLA [1'35.547]							
Lap	Seg1	Seg2	Seg3	Seg4	Lap Time	km/h	Local Time	Lap	Seg1	Seg2	Seg3	Seg4	Lap Time	km/h	Local Time
1		25.369	25.174	24.674	1'47.081		12:32'38.394	1		24.058	24.026	24.318	1'41.300		12:32'32.613
2	24.590	24.346	24.726	24.759	1'38.421	262,7	12:34'16.815	2	24.860	23.876	24.243	24.261	1'37.240	254,2	12:34'09.853
3	24.181	24.209	24.676	24.675	1'37.741	260,2	12:35'54.556	3	23.588	23.676	23.984	24.299	1'35.547	265,9	12:35'45.400
4	23.623	24.055	24.565	24.488	1'36.731	258,4	12:37'31.287	4	23.321	23.918	24.078	24.350	1'35.667	256,5	12:37'21.067
5	23.608	24.229	24.769	25.133	1'37.739	259,0	12:39'09.026	5	23.473	24.051	24.327	24.461	1'36.312	257,1	12:38'57.379
6	23.706	24.093	24.744	24.582	1'37.125	259,0	12:40'46.151	6	23.847	23.874	24.170	24.804	1'36.695	255,9	12:40'34.074
7	23.737	28.421	31.925	27.517	1'51.600	260,2	12:42'37.751	7	24.668	25.990	30.570	27.156	1'48.384	253,0	12:42'22.458
8	30.111	33.374	33.531	43.416	2'20.432P	254,8	12:44'58.183	8	28.555	33.004	32.689	42.530	2'16.778P	253,0	12:44'39.236
9	1'30.926	29.353	29.591	28.755	2'58.625P		12:47'56.808	9	1'27.604	28.824	29.793	28.969	2'55.190P		12:47'34.426
10	27.501	27.990	28.948	28.165	1'52.604	247,3	12:49'49.412	10	27.740	28.081	29.237	29.118	1'54.176	244,5	12:49'28.602
11	27.153	28.116	28.912	27.834	1'52.015	250,1	12:51'41.427	11	27.774	28.736	29.801	28.523	1'54.834	247,3	12:51'23.436
12	26.620	28.117	28.887	27.946	1'51.570	251,3	12:53'32.997	12	26.858	28.835	28.945	28.051	1'52.689	250,7	12:53'16.125
13	26.605	27.880	28.862	27.956	1'51.303	250,1	12:55'24.300	13	26.494	28.338	29.348	27.465	1'51.645	249,5	12:55'07.770
14	26.025	27.841	28.496	27.578	1'49.940	251,3	12:57'14.240	14	26.070	28.251	29.438	27.570	1'51.329	249,5	12:56'59.099
15	26.049	28.083	28.180	27.256	1'49.568	247,9	12:59'03.808	15	26.612	28.646	28.939	27.798	1'51.995	250,1	12:58'51.094
16	25.750	27.224	28.054	27.329	1'48.357	249,0	13:00'52.165	16	26.373	28.096	29.351	27.723	1'51.543	249,5	13:00'42.637
17	26.412	27.722	28.072	27.198	1'49.404	249,5	13:02'41.569	17	26.698	29.519	30.256	27.665	1'54.138	249,5	13:02'36.775
18	25.977	27.527	28.334	27.423	1'49.261	252,4	13:04'30.830								

Race Time 33'39.517

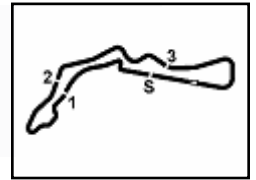
Race Time 34'45.462

20° 73 M. KOFLER [1'36.806]								23° 98 M. ABE [1'39.139]							
Lap	Seg1	Seg2	Seg3	Seg4	Lap Time	km/h	Local Time	Lap	Seg1	Seg2	Seg3	Seg4	Lap Time	km/h	Local Time
1		24.776	25.155	24.525	1'45.015		12:32'36.328	1		25.488	25.190	24.906	1'47.581		12:32'38.894
2	24.328	24.142	24.717	24.550	1'37.737	259,0	12:34'14.065	2	24.500	24.583	24.948	25.108	1'39.139	251,8	12:34'18.033
3	23.816	24.098	24.795	24.507	1'37.216	257,1	12:35'51.281	3	24.464	25.104	25.165	25.270	1'40.003	248,4	12:35'58.036
4	23.702	23.963	24.592	24.549	1'36.806	257,7	12:37'28.087	4	24.404	24.575	25.084	25.271	1'39.334	247,9	12:37'37.370
5	23.771	24.421	25.223	25.195	1'38.610	255,9	12:39'06.697	5	24.222	25.060	25.768	25.777	1'40.827	247,9	12:39'18.197
6	23.883	24.227	24.894	24.908	1'37.912	252,4	12:40'44.609	6	24.566	24.803	25.157	25.591	1'40.117	247,3	12:40'58.314
7	23.928	26.036	31.028	27.074	1'48.066	251,3	12:42'32.675	7	24.245	28.139	34.564	30.889	1'57.837	246,7	12:42'56.151
8	28.707	33.090	32.973	42.578	2'17.348P	250,7	12:44'50.023	8	29.821	32.000	33.264	32.032	2'07.117	236,6	12:45'03.268
9	1'35.242	30.084	30.506	29.205	3'05.037P		12:47'55.060	9	29.627	32.174	33.831	46.890	2'22.522P	235,6	12:47'25.790
10	27.894	28.214	29.445	28.323	1'53.876	243,5	12:49'48.936	10	1'54.371	30.360	30.612	29.583	3'24.926P		12:50'50.716
11	27.102	28.131	28.823	27.736	1'51.792	244,5	12:51'40.728	11	27.824	29.757	30.269	29.314	1'57.164	239,7	12:52'47.880
12	26.751	28.012	28.726	28.195	1'51.684	246,2	12:53'32.412	12	27.126	29.178	30.359	29.675	1'56.338	239,7	12:54'44.218
13	26.687	27.941	29.192	28.018	1'51.838	246,2	12:55'24.250	13	27.358	29.396	30.284	28.986	1'56.024	238,2	12:56'40.242
14	26.571	30.514	29.222	27.899	1'54.206	245,6	12:57'18.456	14	27.336	29.374	29.964	28.786	1'55.460	238,7	12:58'35.702
15	26.684	28.515	29.249	27.824	1'52.272	247,9	12:59'10.728	15	28.057	28.937	30.430	29.152	1'56.576	240,3	13:00'32.278
16	26.483	28.184	28.749	27.780	1'51.196	247,3	13:01'01.924	16	27.311	29.252	29.779	28.702	1'55.044	242,4	13:02'27.322
17	26.634	29.213	28.797	27.658	1'52.302	248,4	13:02'54.226	17	27.095	28.811	29.712	28.722	1'54.340	241,9	13:04'21.662
18	26.669	28.000	28.886	27.860	1'51.415	247,3	13:04'45.641								

Race Time 33'54.328

Race Time 33'50.349

21° 16 Y. OKAYA [1'38.279]								RET 50 O. VOSTATEK [1'36.854]							
Lap	Seg1	Seg2	Seg3	Seg4	Lap Time	km/h	Local Time	Lap	Seg1	Seg2	Seg3	Seg4	Lap Time	km/h	Local Time
1		25.544	25.271	24.887	1'47.826		12:32'39.139	1		24.901	24.836	24.468	1'45.243		12:32'36.556
2	24.494	24.456	25.162	24.789	1'38.901	262,1	12:34'18.040	2	24.840	24.251	24.762	24.480	1'38.333	261,4	12:34'14.889
3	23.935	24.346	25.086	24.912	1'38.279	253,6	12:35'56.319	3	23.879	23.976	24.514	24.574	1'36.943	258,4	12:35'51.832
4	24.178	24.293	25.265	24.838	1'38.574	254,8	12:37'34.893	4	23.978	23.989	24.595	24.441	1'37.003	260,2	12:37'28.835
5	24.376	25.200	25.727	25.843	1'41.146	253,6	12:39'16.039	5	23.876	24.734	26.108	24.829	1'39.547	260,8	12:39'08.382



Acerbis Czech Round, 28-30 July 2023
Chronological Analysis Race 2

Start at 12:30'51.313

8	29.681	33.371	33.982	44.992	2'22.026P	254,2	12:44'57.918
9	2'15.329	31.864	36.554	32.594	3'56.341P		12:48'54.259
10	29.403	34.314	33.949	32.051	2'09.717	245,1	12:51'03.976
11	29.171	31.700	33.429	30.531	2'04.831	244,5	12:53'08.807
12	29.950	31.068	32.375	46.153	2'19.546P	245,6	12:55'28.353

Race Time 24'37.040

RET 62 S. MANZI [1'35.145]

Lap	Seg.1	Seg.2	Seg.3	Seg.4	Lap Time	km/h	Local Time
1		23.726	23.917	24.232	1'40.422		12:32'31.735
2	23.500	23.567	23.989	24.222	1'35.278	254,8	12:34'07.013
3	23.378	23.689	23.883	24.276	1'35.226	254,2	12:35'42.239
4	23.330	23.591	23.904	24.320	1'35.145	253,0	12:37'17.384
5	23.322	23.704	24.137	24.408	1'35.571	253,0	12:38'52.955
6	23.446	23.888	24.093	25.602	1'37.029	253,6	12:40'29.984
7	23.596	24.981	27.756	26.687	1'43.020	250,1	12:42'13.004
8	28.942	31.880	32.685	42.300	2'15.807P	247,3	12:44'28.811
9	1'29.278	29.212	29.532	28.737	2'56.759P		12:47'25.570
10	27.003	28.098	29.120	28.664	1'52.885	242,9	12:49'18.455

Race Time 18'27.142

RET 9 J. NAVARRO [1'35.440]

Lap	Seg.1	Seg.2	Seg.3	Seg.4	Lap Time	km/h	Local Time
1		24.146	24.217	24.346	1'41.930		12:32'33.243
2	23.580	23.734	24.195	24.313	1'35.822	259,0	12:34'09.065
3	23.437	23.735	23.952	24.316	1'35.440	256,5	12:35'44.505
4	23.514	23.920	24.007	24.248	1'35.689	257,7	12:37'20.194
5	23.321	23.920	24.264	24.409	1'35.914	261,4	12:38'56.108
6	23.409	23.763	24.151	24.647	1'35.970	251,8	12:40'32.078

Race Time 9'40.765

RET 28 G. VAN STRAALEN [1'35.633]

Lap	Seg.1	Seg.2	Seg.3	Seg.4	Lap Time	km/h	Local Time
1		24.653	24.755	24.380	1'44.575		12:32'35.888
2	23.723	23.913	24.123	24.278	1'36.037	258,4	12:34'11.925
3	23.591	23.764	24.037	24.241	1'35.633	257,1	12:35'47.558
4	23.826	23.684	24.082	24.226	1'35.818	256,5	12:37'23.376

Race Time 6'32.063

RET 71 T. EDWARDS [1'38.006]

Lap	Seg.1	Seg.2	Seg.3	Seg.4	Lap Time	km/h	Local Time
1		24.733	25.188	24.631	1'47.639		12:32'38.952
2	24.110	24.465	24.658	24.773	1'38.006	260,8	12:34'16.958

Race Time 3'25.645

RET 14 L. MAHIAS

Lap	Seg.1	Seg.2	Seg.3	Seg.4	Lap Time	km/h	Local Time
1		24.050	1'04.013	39.073	2'36.785P		12:33'28.098

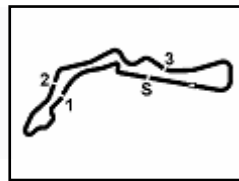
Race Time 2'36.785

30/07/2023

P = Pits In/Out - C = Lap Time Cancelled

These data/results cannot be reproduced, stored and/or transmitted in whole or in part by any manner of electronic, mechanical, photocopying, recording, broadcasting or otherwise now known or herein after developed without the previous express consent by the copyright owner, except for reproduction in daily press and regular printed publications on sale to the public within 60 days of the event related to those data/results and always provided that copyright symbol appears together as follows below.

© DORNA WSBK ORGANIZATION Srl 2023



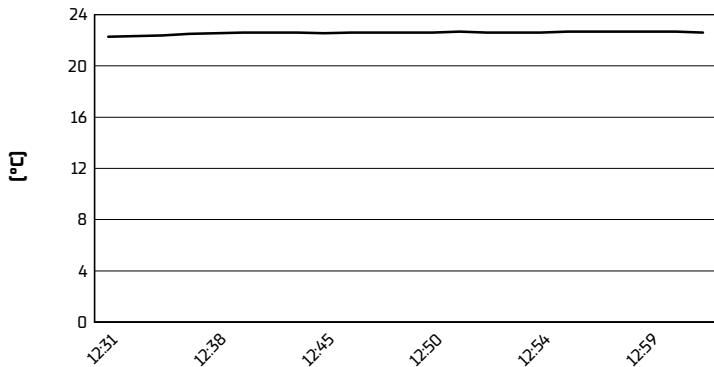
Autodrom Most 4.212 m

Acerbis Czech Round, 28-30 July 2023

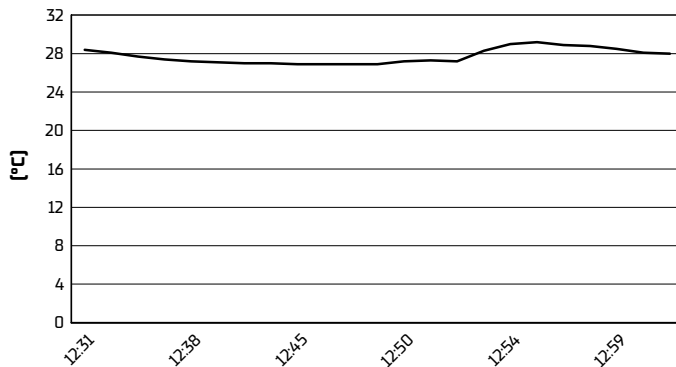
Weather Report Race 2

Session started 12:31 - Session ended 13:15

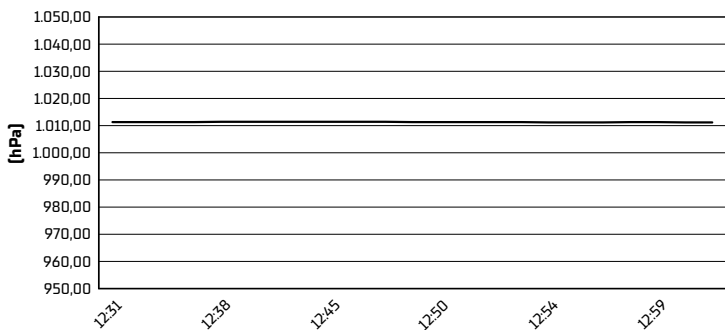
Air Temperature



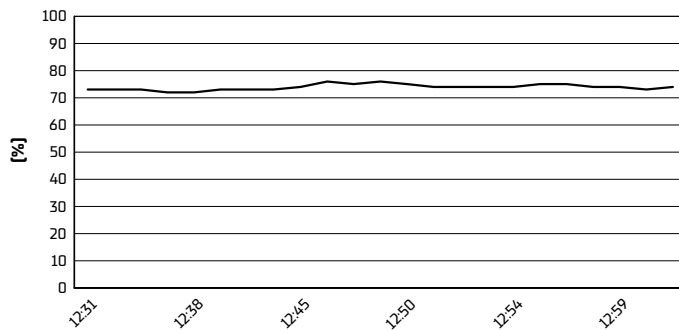
Track Temperature



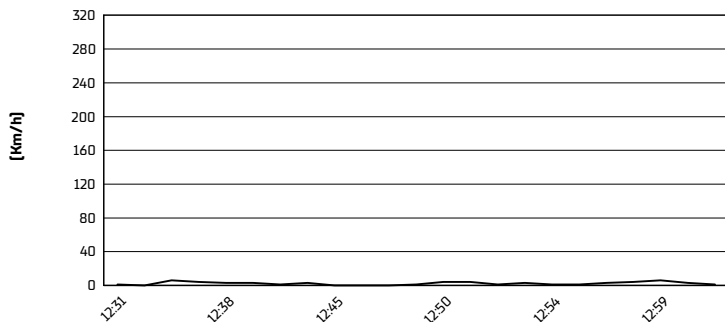
Air Pressure



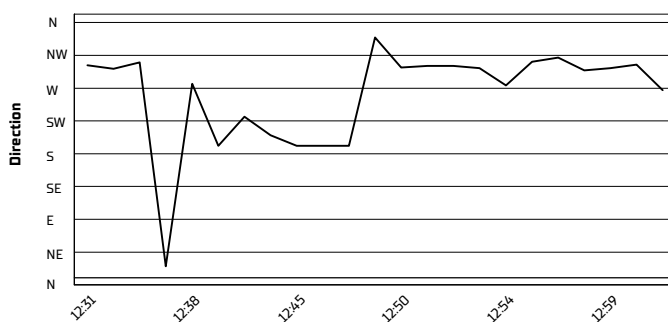
Humidity



Wind Speed



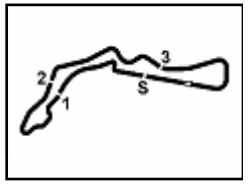
Wind Direction



30/07/2023

These data/results cannot be reproduced, stored and/or transmitted in whole or in part by any manner of electronic, mechanical, photocopying, recording, broadcasting or otherwise now known or herein after developed without the previous express consent by the copyright owner, except for reproduction in daily press and regular printed publications on sale to the public within 60 days of the event related to those data/results and always provided that copyright symbol appears together as follows below.

© DORNA WSBK ORGANIZATION Srl 2023



Acerbis Czech Round, 28–30 July 2023
Manufacturers Standings

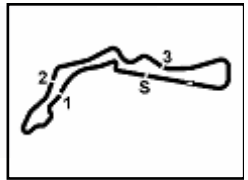
Autodrom Most 4.212 m

	Points	Points From First	Points From Previous	February 26 PHILIP ISLAND		March 5 MANDALIKA		April 23 ASSEN		May 7 BARCELONA		June 4 MISANO		July 2 DONINGTON PARK		July 16 IMOLA		July 30 MOST		September 10 MAGNY-COURS		September 24 ARAGON		October 1 PORTIMAO		TBA	
				1	2	1	2	1	2	1	2	1	2	1	2	1	2	1	2	1	2	1	2	1	2	1	2
1	345			25	25	20	25	25	25	25	10	25	20	25	25	16	20	25	9								
				1	1	1	1	1	1	1	1	1	1	1	1	1	1	1	1								
2	291	54		20	20	10	20	16	20	13	16	20	25	20	11	25	25	20	10								
				2	2	3	2	2	2	2	2	2	2	2	2	2	2	2	2								
3	233	112	58	9	13	13	11	20	13	20	25	13	16	8	8	20	8	16	20								
				6	4	5	4	4	4	3	3	3	3	3	3	3	3	3	3								
4	180	165	53	16	16	25	13	9	8	4	4	6	11	10	13	8	13	11	13								
				3	3	2	2	3	3	4	4	4	4	4	4	4	4	4	4								
5	109	236	71	13	7	16	10	4	11	6	8	7	6	1	4			9	7								
				4	5	4	4	5	5	5	5	5	5	5	5	5	5	5	5								
6	42	303	67	11	1	2	3											25									
				5	6	6	6	6	6	6	6	6	6	6	6	6	6	6	6								
7	1	344	41											1													
														7	7	7	7	7	7								

30/07/2023 First Line: Championship Standings - Second Line: Ranking Progression

These data/results cannot be reproduced, stored and/or transmitted in whole or in part by any manner of electronic, mechanical, photocopying, recording, broadcasting or otherwise now known or herein after developed without the previous express consent by the copyright owner, except for reproduction in daily press and regular printed publications on sale to the public within 60 days of the event related to those data/results and always provided that copyright symbol appears together as follows below.

© DORNA WSBK ORGANIZATION Srl 2023



Acerbis Czech Round, 28–30 July 2023
Team Standings

	February 26 PHILIP ISLAND	March 5 MANDALIKA	April 23 ASSEN	May 7 BARCELONA	June 4 MISANO	July 2 DONINGTON PARK	July 16 IMOLA	July 30 MOST	September 10 MAGNY-COURS	September 24 ARAGON	October 1 PORTIMAO	TBA	
19 Evan Bros. WorldSSP Yamaha Team	20												(-336)
FULIGNI Filippo	10						5	5					
MANTOVANI Andrea	9		2	4		2	1						
FERNANDEZ GONZALEZ Adrian	1				1								
20 Yart-Yamaha WorldSSP Team	15												(-341)
EDWARDS Tom	15			1	2	5		3	2	2			
21 Eder Racing	10												(-346)
GRADINGER Thomas	10									10			
22 Extreme Racing Service	4												(-352)
OTTAVIANI Luca	4						4						
23 Arco Yart Yamaha WorldSSP	3												(-353)
DIAZ Alvaro	3						3						
24 Axon Seven Team	2												(-354)
BUSSOLOTTI Marco	2					2							
25 Astro-JJR Suzuki	1												(-355)
IRWIN Rhys	1						1						
26 ProDina Kawasaki Racing	1												(-355)
VALTULINI Stefano	1						1						

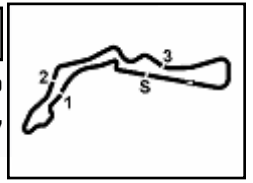
30/07/2023

These data/results cannot be reproduced, stored and/or transmitted in whole or in part by any manner of electronic, mechanical, photocopying, recording, broadcasting or otherwise now known or herein after developed without the previous express consent by the copyright owner, except for reproduction in daily press and regular printed publications on sale to the public within 60 days of the event related to those data/results and always provided that copyright symbol appears together as follows below.

© DORNA WSBK ORGANIZATION Srl 2023

FICR PERUGIA TIMING





Autodrom Most 4.212 m

Acerbis Czech Round, 28-30 July 2023
Race Winners

	2020	2021	2022	2023
01 Philip Island	Locatelli A. (ITA) YAM		RC1: Montella Y. (ITA) KAW RC2: Aegerter D. (SUI) YAM	RC1: Bulega N. (ITA) DUC RC2: Bulega N. (ITA) DUC
02 Mandalika		RC1: De Rosa R. (ITA) KAW RC2: Cluzel J. (FRA) YAM	RC1: Tuuli N. (FIN) MVA RC2: Aegerter D. (SUI) YAM	RC1: Oncu C. (TUR) KAW RC2: Caricasulo F. (ITA) DUC
03 Assen		RC1: Aegerter D. (SUI) YAM RC2: Aegerter D. (SUI) YAM	RC1: Aegerter D. (SUI) YAM RC2: Aegerter D. (SUI) YAM	RC1: Bulega N. (ITA) DUC RC2: Bulega N. (ITA) DUC
04 Barcelona	RC1: Verdoia A. (FRA) YAM RC2: Locatelli A. (ITA) YAM	RC1: Krummenacher R. (SUI) YAM RC2: Gonzalez M. (ESP) YAM	RC1: Aegerter D. (SUI) YAM RC2: Aegerter D. (SUI) YAM	RC1: Bulega N. (ITA) DUC RC2: Sofuoglu B. (TUR) MVA
05 Misano		RC1: Aegerter D. (SUI) YAM RC2: Aegerter D. (SUI) YAM	RC1: Aegerter D. (SUI) YAM RC2: Aegerter D. (SUI) YAM	RC1: Bulega N. (ITA) DUC RC2: Manzi S. (ITA) YAM
06 Donington			RC1: Aegerter D. (SUI) YAM RC2: Aegerter D. (SUI) YAM	RC1: Bulega N. (ITA) DUC RC2: Bulega N. (ITA) DUC
07 Imola				RC1: Manzi S. (ITA) YAM RC2: Manzi S. (ITA) YAM
08 Most		RC1: Odendaal S. (RSA) YAM RC2: Aegerter D. (SUI) YAM	RC1: Baldassarri L. (ITA) YAM RC2: Baldassarri L. (ITA) YAM	RC1: Bulega N. (ITA) DUC RC2: Mackenzie T. (GBR) HDN
09 Magny-Cours	RC1: Locatelli A. (ITA) YAM RC2: Mahias L. (FRA) KAW	RC1: Aegerter D. (SUI) YAM RC2: Gonzalez M. (ESP) YAM	RC1: Baldassarri L. (ITA) YAM RC2: Aegerter D. (SUI) YAM	
10 Aragon	RC1: Locatelli A. (ITA) YAM RC2: Locatelli A. (ITA) YAM	RC1: Odendaal S. (RSA) YAM RC2: Odendaal S. (RSA) YAM	RC1: Baldassarri L. (ITA) YAM RC2: Aegerter D. (SUI) YAM	
11 Portimao	RC1: Locatelli A. (ITA) YAM RC2: Locatelli A. (ITA) YAM	RC1: Cluzel J. (FRA) YAM RC2: Odendaal S. (RSA) YAM	RC1: Manzi S. (ITA) TRI RC2: Aegerter D. (SUI) YAM	

2023

- 9** N. Bulega
- 3** S. Manzi
- 1** F. Caricasulo
- 1** T. Mackenzie
- 1** C. Oncu
- 1** B. Sofuoglu

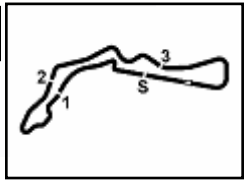
ALL TIMES

- | | | | | |
|--------------------------|--------------------------|------------------------|--------------------------|------------------------|
| 43 K. Sofuoglu | 6 S. Chambon | 3 I. MacPherson | 1 T. Mackenzie | 1 L. Zanetti |
| 27 D. Aegerter | 6 C. Davies | 3 J. Rea | 1 Y. Montella | 1 W. Zeelenberg |
| 24 J. Cluzel | 6 K. Fujiwara | 3 L. Scassa | 1 S. Morais | |
| 16 F. Foret | 6 B. Parkes | 3 K. Smith | 1 G. Nannelli | |
| 12 S. Charpentier | 6 J. Teuchert | 2 J. Brookes | 1 C. Oncu | |
| 12 E. Laverty | 6 M. van der Mark | 2 S. Cortese | 1 M. Pirro | |
| 12 A. Locatelli | 5 C. Crutchlow | 2 M. Gonzalez | 1 G. Rea | |
| 11 K. Muggeridge | 5 S. Odendaal | 2 P. Jacobsen | 1 P. Riba | |
| 9 N. Bulega | 4 L. Baldassarri | 2 N. Tuuli | 1 M. Roccoli | |
| 9 L. Mahias | 4 K. Curtain | 2 A. West | 1 R. Rolfo | |
| 8 S. Lowes | 4 S. Manzi | 2 R. Xaus | 1 B. Sofuoglu | |
| 7 F. Caricasulo | 4 C. Vermeulen | 1 A. Badovini | 1 Y. Tiberio | |
| 7 R. Krummenacher | 4 J. Whitham | 1 P. Bontempi | 1 J. Vd Goorbergh | |
| 7 A. Pitt | 3 C. Kellner | 1 R. De Rosa | 1 A. Verdoia | |
| 6 P. Casoli | 3 J. Lascorz | 1 L. Lanzi | 1 R. Wilairot | |

30/07/2023

These data/results cannot be reproduced, stored and/or transmitted in whole or in part by any manner of electronic, mechanical, photocopying, recording, broadcasting or otherwise now known or herein after developed without the previous express consent by the copyright owner, except for reproduction in daily press and regular printed publications on sale to the public within 60 days of the event related to those data/results and always provided that copyright symbol appears together as follows below.

© DORNA WSBK ORGANIZATION Srl 2023



Autodrom Most 4.212 m

Acerbis Czech Round, 28-30 July 2023 Best Laps & Speeds

1 / 2

No.	Rider Bike	Nat	Best Lap		FP1		FP2		SP		RC1		WUP		RC2	
			LL	SPD	LL	SPD	LL	SPD	LL	SPD	LL	SPD	LL	SPD	LL	SPD
1	11 N. BULEGA Ducati Panigale V2	ITA	1'34.479 86 256,5		1'35.437 23 254,1		1'35.266 24 255,3		1'34.479 9 256,5		1'35.301 12 250,6				1'35.027 18 255,9	
2	62 S. MANZI Yamaha YZF R6	ITA	1'34.882 77 257,7		1'35.931 21 253,0		1'35.669 24 250,6		1'34.882 10 251,8		1'35.499 12 257,7				1'35.145 10 254,7	
3	3 R. DE ROSA Ducati Panigale V2	ITA	1'34.968 90 258,3		1'35.858 19 251,2		1'35.629 24 251,2		1'34.968 9 254,1		1'35.316 12 258,3	1'50.148 7 247,3			1'35.640 19 257,1	
4	54 B. SOFUOGLU MV Agusta F3 800 RR	TUR	1'35.116 86 261,4		1'36.525 22 253,5		1'35.863 23 254,7		1'35.116 10 254,7		1'35.467 12 257,7				1'35.651 19 261,4	
5	99 A. HUERTAS Kawasaki ZX-6R	ESP	1'35.123 80 262,0		1'35.993 18 251,8		1'35.483 23 255,9		1'35.123 9 258,3		1'35.550 12 257,1				1'35.675 18 262,0	
6	55 Y. MONTELLA Ducati Panigale V2	ITA	1'35.235 59 265,8		1'36.524 17 251,8		1'36.000 16 250,6		1'35.235 9 254,1						1'35.547 17 265,8	
7	9 J. NAVARRO Yamaha YZF R6	ESP	1'35.240 65 261,4		1'37.264 18 251,8		1'35.569 21 255,9		1'35.240 8 253,0		1'36.142 12 257,7				1'35.440 6 261,4	
8	64 F. CARICASULO Ducati Panigale V2	ITA	1'35.242 84 261,4		1'36.658 15 251,8		1'35.517 26 255,9		1'35.242 6 253,5		1'36.065 12 258,9	1'52.190 6 251,2			1'35.597 19 261,4	
9	94 V. DEBISE Yamaha YZF R6	FRA	1'35.297 89 262,0		1'36.639 19 252,4		1'35.656 21 255,9		1'35.297 10 257,7		1'36.064 12 258,9	1'51.581 8 246,1			1'35.795 19 262,0	
10	28 G. VAN STRAALEN Yamaha YZF R6	NED	1'35.347 72 258,3		1'36.159 19 250,6		1'36.104 21 250,6		1'35.347 9 254,7		1'36.261 12 257,7	1'51.888 7 247,8			1'35.633 4 258,3	
11	66 N. TUULI Triumph Street Triple RS 765	FIN	1'35.430 73 259,5		1'36.414 16 251,8		1'35.783 18 254,7		1'35.430 8 259,5		1'35.943 12 256,5				1'35.673 19 258,9	
12	29 N. SPINELLI Yamaha YZF R6	ITA	1'35.453 91 256,5		1'37.147 24 248,9		1'36.237 25 251,8		1'35.453 10 254,7		1'36.389 6 251,8	1'53.150 8 244,0			1'36.644 18 256,5	
13	23 M. SCHROETTER MV Agusta F3 800 RR	GER	1'35.472 87 263,3		1'37.059 19 252,4		1'35.885 22 257,1		1'35.472 8 259,5		1'35.912 12 258,9	1'52.627 7 248,4			1'35.514 19 263,3	
14	25 A. VERDOIA Yamaha YZF R6	FRA	1'35.566 78 260,1		1'37.372 17 246,1		1'36.917 22 249,5		1'35.566 9 255,9		1'36.294 12 255,9				1'36.611 18 260,1	
15	14 L. MAHIAS Kawasaki ZX-6R	FRA	1'35.603 50 253,0		1'36.399 18 252,4		1'35.969 12 249,5		1'35.603 8 250,6		1'36.740 12 253,0					
16	50 D. VOSTATEK Triumph Street Triple RS 765	CZE	1'35.839 76 261,4		1'36.556 19 254,7		1'35.839 24 258,3		1'36.084 9 259,5		1'36.840 12 257,1				1'36.854 12 261,4	
17	47 A. KOFLER Ducati Panigale V2	AUT	1'35.952 82 261,4		1'37.885 19 254,7		1'37.046 23 256,5		1'35.952 9 260,1		1'36.562 12 254,7				1'36.079 19 261,4	
18	69 T. BOOTH-AMOS Kawasaki ZX-6R	GBR	1'36.092 75 258,9		1'36.815 16 249,5		1'36.513 16 248,4		1'36.124 9 255,9		1'36.092 12 258,9	1'53.954 3 247,3			1'36.299 19 258,3	
19	71 T. EDWARDS Yamaha YZF R6	AUS	1'36.197 66 262,0		1'37.385 20 251,2		1'36.448 21 254,1		1'36.197 9 255,9		1'36.274 5 256,5	1'50.785 9 248,9			1'38.006 2 262,0	
20	51 A. SARMOON Yamaha YZF R6	THA	1'36.333 84 260,8		1'38.559 20 253,0		1'37.276 23 254,7		1'36.333 10 251,8		1'37.283 12 255,9				1'36.793 19 260,8	
21	17 J. MCPHEE Kawasaki ZX-6R	GBR	1'36.451 76 257,1		1'38.461 16 249,5		1'37.007 20 253,0		1'36.451 9 256,5		1'37.197 12 256,5				1'37.055 19 257,1	
22	95 T. MACKENZIE Honda CBR600RR	GBR	1'36.460 86 255,3		1'37.961 18 245,6		1'36.904 20 247,3		1'36.460 9 255,3		1'36.973 12 254,7	1'51.738 8 244,5			1'38.115 19 255,3	
23	27 A. DIAZ Yamaha YZF R6	ESP	1'36.502 63 256,5		1'38.133 21 248,4		1'37.261 23 253,5		1'36.502 10 250,6		1'37.016 9 256,5					
24	73 M. KOFLER Ducati Panigale V2	AUT	1'36.586 80 258,9		1'37.558 18 250,6		1'36.933 23 251,2		1'36.586 9 254,1		1'37.078 12 254,1				1'36.806 18 258,9	
25	68 L. POWER Kawasaki ZX-6R	AUS	1'36.604 54 254,1		1'37.671 17 250,1		1'36.930 23 254,1		1'36.604 8 250,6			1'53.588 6 247,8				

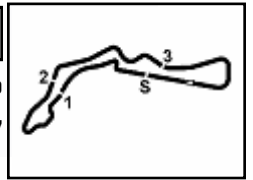
30/07/2023

These data/results cannot be reproduced, stored and/or transmitted in whole or in part by any manner of electronic, mechanical, photocopying, recording, broadcasting or otherwise now known or herein after developed without the previous express consent by the copyright owner, except for reproduction in daily press and regular printed publications on sale to the public within 60 days of the event related to those data/results and always provided that copyright symbol appears together as follows below.

© DORNA WSBK ORGANIZATION Srl 2023

FICR PERUGIA TIMING





Autodrom Most 4.212 m

Acerbis Czech Round, 28-30 July 2023
Best Laps & Speeds

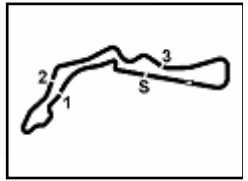
2 / 2

No.	Rider	Nat	Best Lap		FP1		FP2		SP		RC1		WUP		RC2	
			LL	SPD	LL	SPD	LL	SPD	LL	SPD	LL	SPD	LL	SPD	LL	SPD
26	48 L. DALLA PORTA Yamaha YZF R6	ITA	1'36.731 94 262,6		1'38.104 23 251,8		1'36.997 21 253,5		1'36.763 11 257,1		1'37.296 12 259,5		1'52.939 9 249,5		1'36.731 18 262,6	
27	22 F. FULIGNI Ducati Panigale V2	ITA	1'36.753 76 260,8		1'38.099 14 245,6		1'37.113 15 253,5		1'36.753 9 250,6		1'37.545 12 254,1		1'53.394 7 250,1		1'37.096 19 260,8	
28	36 T. GRADINGER Yamaha YZF R6	AUT	1'36.878 84 258,3		1'37.472 18 247,3		1'36.878 23 252,4		1'36.917 10 250,1		1'37.585 12 254,1		1'57.982 2 240,2		1'37.035 19 258,3	
29	7 A. NORRODIN Honda CBR600RR	MAS	1'37.070 84 257,7		1'38.741 16 246,7		1'37.910 20 247,3		1'37.539 8 251,8		1'37.070 12 255,9		1'51.897 9 247,3		1'37.085 19 257,7	
30	16 Y. OKAYA Kawasaki ZX-6R	JPN	1'37.567 74 262,0		1'38.678 19 250,6		1'37.567 6 250,1		1'38.150 11 251,2		1'38.745 12 247,8		1'54.038 8 246,7		1'38.279 18 262,0	
31	98 M. ABE Yamaha YZF R6	JPN	1'38.828 93 251,8		1'40.501 22 244,5		1'39.245 25 245,6		1'38.828 9 245,6		1'38.970 12 246,7		1'55.154 8 240,2		1'39.139 17 251,8	

30/07/2023

These data/results cannot be reproduced, stored and/or transmitted in whole or in part by any manner of electronic, mechanical, photocopying, recording, broadcasting or otherwise now known or herein after developed without the previous express consent by the copyright owner, except for reproduction in daily press and regular printed publications on sale to the public within 60 days of the event related to those data/results and always provided that copyright symbol appears together as follows below.

© DORNA WSBK ORGANIZATION Srl 2023

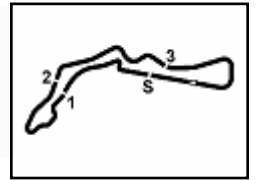


Autodrom Most 4.212 m

Acerbis Czech Round, 28–30 July 2023
Pirelli Best Lap Award

	Points	Points From First	Points From Previous	February 26 PHILLIP ISLAND	March 5 MANDALIKA	April 23 ASSEN	May 7 BARCELONA	June 4 MISANO	July 2 DONINGTON PARK	July 16 IMOLA	July 30 MOST	September 10 MAGNY-COURS	September 24 ARAGON	October 1 PORTIMAO	TBA			
1 BULEGA Nicolo (ITA)	8			1		1 1	1		1 1		1 1							
2 MANZI Stefano (ITA)	4	4		1	1					1 1								
3 CARICASULO Federico (ITA)	2	6	2					1 1										
4 SOFUOGLU Bahattin (TUR)	1	7	1				1											
5 ONCU Can (TUR)	1	7	0		1													





Autodrom Most 4.212 m

Acerbis Czech Round, 28-30 July 2023
Rider's Performance

	Points	Points From First	Points From Previous	February 26	March 5	April 23	May 7	June 4	July 2	July 16	July 30	September 10	September 24	October 1	TBA			
				PHILLIP ISLAND	MANDALIKA	ASSEN	BARCELONA	MISANO	DONINGTON PARK	IMOLA	MOST	MAGNY-COURS	ARAGON	PORTIMAO				
				G 1 2	G 1 2	G 1 2	G 1 2	G 1 2	G 1 2	G 1 2	G 1 2	G 1 2	G 1 2	G 1 2	G 1 2	G 1 2	G 1 2	G 1 2
35 BUSSOLOTTI	2	306	1					12 Rt 14										
36 POWER	1	307	1			26 Rt Rt	26 25 26	27 Rt 23	26 22 24	27 19 15	25 Rt Rt							
37 IRWIN	1	307	0						18 16 15									
38 VALTULINI	1	307	0							26 15 Rt								
39 FERNANDEZ GONZA	1	307	0				18 15											

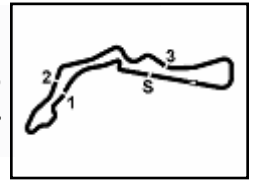
SP = Superpole - 1 = Race 1 - 2 = Race 2

Ns = Did Not Start - Rt = Retired - Ex = Excluded

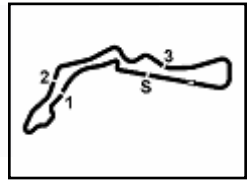
30/07/2023

These data/results cannot be reproduced, stored and/or transmitted in whole or in part by any manner of electronic, mechanical, photocopying, recording, broadcasting or otherwise now known or herein after developed without the previous express consent by the copyright owner, except for reproduction in daily press and regular printed publications on sale to the public within 60 days of the event related to those data/results and always provided that copyright symbol appears together as follows below.

© DORNA WSBK ORGANIZATION Srl 2023


Acerbis Czech Round, 28-30 July 2023
Pit Times Race 2
Pit Intervention Time: 73 secs

No.	Rider	Bike		Race Time	Local Time	Pit Time
3	R. DE ROSA	Ducati Panigale V2	PIT IN	13'31.194	12:44'22.507	1'29.005
			PIT OUT	15'00.199	12:45'51.512	
11	N. BULEGA	Ducati Panigale V2	PIT IN	13'29.061	12:44'20.374	1'13.520
			PIT OUT	14'42.581	12:45'33.894	
14	L. MAHIAS	Kawasaki ZX-6R	PIT IN	2'24.976	12:33'16.289	
16	Y. OKAYA	Kawasaki ZX-6R	PIT IN	12'07.050	12:42'58.363	1'27.339
			PIT OUT	13'34.389	12:44'25.702	
25	A. VERDOIA	Yamaha YZF R6	PIT IN	13'53.128	12:44'44.441	1'16.920
			PIT OUT	15'10.048	12:46'01.361	
29	N. SPINELLI	Yamaha YZF R6	PIT IN	13'39.013	12:44'30.326	1'32.742
			PIT OUT	15'11.755	12:46'03.068	
47	A. KOFLER	Ducati Panigale V2	PIT IN	13'39.839	12:44'31.152	1'10.913
			PIT OUT	14'50.752	12:45'42.065	
48	L. DALLA PORTA	Yamaha YZF R6	PIT IN	13'53.945	12:44'45.258	1'16.842
			PIT OUT	15'10.787	12:46'02.100	
50	O. VOSTATEK	Triumph Street Triple RS 76:	PIT IN	13'52.799	12:44'44.112	1'56.438
			PIT OUT	15'49.237	12:46'40.550	
			PIT IN	24'21.248	12:55'12.561	
55	Y. MONTELLA	Ducati Panigale V2	PIT IN	13'34.891	12:44'26.204	1'14.765
			PIT OUT	14'49.656	12:45'40.969	
			PIT IN	33'41.951	13:04'33.264	
62	S. MANZI	Yamaha YZF R6	PIT IN	13'24.548	12:44'15.861	1'14.801
			PIT OUT	14'39.349	12:45'30.662	
64	F. CARICASULO	Ducati Panigale V2	PIT IN	13'33.736	12:44'25.049	1'13.750
			PIT OUT	14'47.486	12:45'38.799	
66	N. TUULI	Triumph Street Triple RS 76:	PIT IN	13'38.521	12:44'29.834	1'14.060
			PIT OUT	14'52.581	12:45'43.894	
69	T. BOOTH-AMOS	Kawasaki ZX-6R	PIT IN	13'35.088	12:44'26.401	1'21.963
			PIT OUT	14'57.051	12:45'48.364	
73	M. KOFLER	Ducati Panigale V2	PIT IN	13'45.721	12:44'37.034	1'17.376
			PIT OUT	15'03.097	12:45'54.410	
94	V. DEBISE	Yamaha YZF R6	PIT IN	13'32.746	12:44'24.059	1'13.579
			PIT OUT	14'46.325	12:45'37.638	
98	M. ABE	Yamaha YZF R6	PIT IN	16'20.687	12:47'12.000	1'41.089
			PIT OUT	18'01.776	12:48'53.089	
99	A. HUERTAS	Kawasaki ZX-6R	PIT IN	13'39.759	12:44'31.072	1'16.159
			PIT OUT	14'55.918	12:45'47.231	
			PIT IN	35'44.492	13:06'35.805	

**Acerbis Czech Round, 28-30 July 2023**
Pit Times Race 2**Pit Intervention Time: 73 secs**

No.	Rider	Bike	Race Time	Local Time	Pit Time
7	A. NORRODIN	Honda CBR600RR			
9	J. NAVARRO	Yamaha YZF R6			
17	J. MCPHEE	Kawasaki ZX-6R			
22	F. FULIGNI	Ducati Panigale V2			
23	M. SCHROETTER	MV Agusta F3 800 RR			
28	G. VAN STRAALEN	Yamaha YZF R6			
36	T. GRADINGER	Yamaha YZF R6			
51	A. SARMOON	Yamaha YZF R6			
54	B. SOFUOGLU	MV Agusta F3 800 RR			
68	L. POWER	Kawasaki ZX-6R			
71	T. EDWARDS	Yamaha YZF R6			
95	T. MACKENZIE	Honda CBR600RR			