

Autodrom Most 4.212 m

Acerbis Czech Round, 28-30 July 2023
Lap Chart Race 2

		Lap																	
	1	2	3	4	5	6	7	8	9	10	11	12	13	14	15	16	17	18	19
1	11	11	11	11	11	11	62	62	54	54	95	95	95	95	95	95	95	95	95
2	62	62	62	62	62	62	11	54	51	95	54	17	23	23	23	23	23	23	23
3	55	3	3	3	9	9	3	23	23	7	7	54	17	54	54	54	54	54	54
4	3	9	9	9	3	3	64	11	7	17	17	7	54	17	17	17	17	17	17
5	9	54	55	55	55	55	94	3	95	22	23	23	7	7	7	7	7	7	7
6	54	94	94	94	54	54	23	51	22	23	22	22	22	36	36	36	36	36	36
7	94	55	54	54	64	64	55	94	17	36	36	36	36	22	22	22	22	22	22
8	99	99	99	99	99	99	66	64	36	62	11	94	94	94	94	66	51	51	51
9	64	64	64	64	94	23	69	69	62	11	94	11	66	66	66	51	66	66	66
10	23	23	66	23	23	66	99	55	11	64	64	64	64	51	51	94	3	3	3
11	47	66	23	66	66	94	54	66	98	94	66	66	11	64	3	3	47	47	64
12	66	47	28	28	69	47	29	22	64	51	47	47	3	3	69	47	94	94	47
13	69	28	69	69	47	69	47	17	94	55	69	3	51	69	64	69	64	64	94
14	29	69	47	47	29	29	73	7	55	66	55	69	69	47	47	64	69	69	69
15	28	29	29	29	73	73	51	29	66	47	3	51	47	11	11	11	99	99	
16	73	51	51	51	25	25	50	95	47	99	99	99	99	99	99	99	11	11	
17	51	73	73	73	51	50	25	47	99	69	51	55	55	55	55	55	25	25	
18	50	36	36	36	50	51	17	99	69	3	73	73	73	48	25	25	55	29	
19	36	50	25	25	36	48	48	36	3	73	48	48	48	25	48	48	48	48	
20	95	25	50	50	17	17	7	73	73	48	29	29	29	29	29	29	29	29	73
21	17	17	17	17	48	36	36	25	48	29	25	25	25	73	73	73	73	16	
22	25	7	7	7	7	7	22	50	29	25	16	16	16	16	16	16	16	16	
23	7	22	22	22	22	22	95	48	25	16	98	98	98	98	98	98	98	98	
24	22	95	48	48	95	95	98	98	16	98	50	50							
25	48	48	95	95	16	16	16	16	50	50									
26	98	71	16	16	98	98													
27	71	98	98																
28	16	16																	
29	14																		

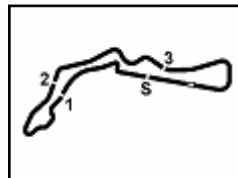
Final Result		
1	95 T. MACKENZIE	Laps 19
2	23 M. SCHROETTER	2.037
3	54 B. SOFUOGLU	18.857
4	17 J. MCPHEE	21.046
5	7 A. NORRODIN	22.206
6	36 T. GRADINGER	38.970
7	22 F. FULIGNI	1'03.620
8	51 A. SARMOON	1'27.822
9	66 N. TUULI	1'29.446
10	3 R. DE ROSA	1'33.196
11	64 F. CARICASULO	1'38.814
12	94 V. DEBISE	1'39.659
13	69 T. BOOTH-AMOS	1'44.191
14	47 A. KOFLER (P)	1'50.009
15	99 A. HUERTAS	1 Lap
16	11 N. BULEGA	1 Lap
17	25 A. VERDOIA	1 Lap
18	29 N. SPINELLI	1 Lap
19	48 L. DALLA PORTA	1 Lap
20	73 M. KOFLER	1 Lap
21	16 V. OKAYA	1 Lap
22	98 M. ABE	2 Laps
RET	55 Y. MONTELLA	2 Laps
RET	50 D. VOSTATEK	7 Laps
RET	62 S. MANZI	9 Laps
RET	9 J. NAVARRO	13 Laps
RET	28 G. VAN STRAALLEN	15 Laps
RET	71 T. EDWARDS	17 Laps
RET	14 L. MAHIAS	18 Laps
RET	68 L. POWER	

30/07/2023

These data/results cannot be reproduced, stored and/or transmitted in whole or in part by any manner of electronic, mechanical, photocopying, recording, broadcasting or otherwise now known or herein after developed without the previous express consent by the copyright owner, except for reproduction in daily press and regular printed publications on sale to the public within 60 days of the event related to those data/results and always provided that copyright symbol appears together as follows below.

© DORNA WSBK ORGANIZATION Srl 2023





Autodrom Most 4.212 m

Acerbis Czech Round, 28-30 July 2023

Lap Chart Race 2

2 / 4

Lap 1	
1	11 N.Bulega 1'40.131
2	62 S.Manzi 0.291
3	55 Y.Montella 1.169
4	3 R.De Rosa 1.494
5	9 J.Navarro 1.799
6	54 B.Sofuoglu 2.046
7	94 V.Debise 2.140
8	99 A.Huertas 2.767
9	64 F.Caricasulo 3.206
10	23 M.Schroetter 3.402
11	47 A.Kofler 3.601
12	66 N.Tuuli 3.884
13	69 T.Booth-Amos 4.059
14	29 N.Spinelli 4.424
15	28 G.van Straalen 4.444
16	73 M.Kofler 4.884
17	51 A.Sarmoon 4.928
18	50 O.Vostatek 5.112
19	36 T.Gradinger 5.494
20	95 T.Mackenzie 6.339
21	17 J.McPhee 6.373
22	25 A.Verdoia 6.456
23	7 A.Norrodin 6.619
24	22 F.Fuligni 6.900
25	48 L.Dalla Porta 6.950
26	98 M.Abe 7.450
27	71 T.Edwards 7.508
28	16 Y.Okaya 7.695
29	14 L.Mahias 56.654

12	28 G.van Straalen 5.879
13	69 T.Booth-Amos 7.597
14	47 A.Kofler 8.005
15	29 N.Spinelli 8.256
16	51 A.Sarmoon 9.340
17	73 M.Kofler 9.602
18	36 T.Gradinger 9.843
19	25 A.Verdoia 9.877
20	50 O.Vostatek 10.153
21	17 J.McPhee 11.062
22	7 A.Norrodin 11.488
23	22 F.Fuligni 11.830
24	48 L.Dalla Porta 12.877
25	95 T.Mackenzie 13.087
26	16 Y.Okaya 14.640
27	98 M.Abe 16.357

Lap 4	
1	11 N.Bulega 6'25.393
2	62 S.Manzi 0.678
3	3 R.De Rosa 3.374
4	9 J.Navarro 3.488
5	55 Y.Montella 4.361
6	94 V.Debise 4.674
7	54 B.Sofuoglu 4.896
8	99 A.Huertas 5.064
9	64 F.Caricasulo 5.566
10	23 M.Schroetter 6.006
11	66 N.Tuuli 6.510
12	28 G.van Straalen 6.670
13	69 T.Booth-Amos 8.869
14	47 A.Kofler 9.057
15	29 N.Spinelli 9.873
16	51 A.Sarmoon 11.106
17	73 M.Kofler 11.381
18	36 T.Gradinger 11.851
19	25 A.Verdoia 11.885
20	50 O.Vostatek 12.129
21	17 J.McPhee 13.184
22	7 A.Norrodin 13.546
23	22 F.Fuligni 13.899
24	48 L.Dalla Porta 14.581
25	95 T.Mackenzie 17.319
26	16 Y.Okaya 18.187
27	98 M.Abe 20.664

Lap 2	
1	11 N.Bulega 3'15.305
2	62 S.Manzi 0.395
3	3 R.De Rosa 1.960
4	9 J.Navarro 2.447
5	54 B.Sofuoglu 3.053
6	94 V.Debise 3.152
7	55 Y.Montella 3.235
8	99 A.Huertas 3.268
9	64 F.Caricasulo 3.693
10	23 M.Schroetter 4.143
11	66 N.Tuuli 4.851
12	47 A.Kofler 4.974
13	28 G.van Straalen 5.307
14	69 T.Booth-Amos 5.719
15	29 N.Spinelli 6.631
16	51 A.Sarmoon 7.178
17	73 M.Kofler 7.447
18	36 T.Gradinger 7.723
19	50 O.Vostatek 8.271
20	25 A.Verdoia 8.327
21	17 J.McPhee 9.068
22	7 A.Norrodin 9.240
23	22 F.Fuligni 9.575
24	95 T.Mackenzie 9.938
25	48 L.Dalla Porta 10.197
26	71 T.Edwards 10.340
27	98 M.Abe 11.415
28	16 Y.Okaya 11.422

Lap 5	
1	11 N.Bulega 8'01.127
2	62 S.Manzi 0.515
3	9 J.Navarro 3.668
4	3 R.De Rosa 3.881
5	55 Y.Montella 4.939
6	54 B.Sofuoglu 5.565
7	64 F.Caricasulo 5.888
8	99 A.Huertas 5.987
9	94 V.Debise 6.155
10	23 M.Schroetter 6.162
11	66 N.Tuuli 6.830
12	69 T.Booth-Amos 10.421
13	47 A.Kofler 10.477
14	29 N.Spinelli 10.853
15	73 M.Kofler 14.257
16	25 A.Verdoia 15.455
17	51 A.Sarmoon 15.911
18	50 O.Vostatek 15.942
19	36 T.Gradinger 16.508
20	17 J.McPhee 16.552
21	48 L.Dalla Porta 16.586
22	7 A.Norrodin 16.712
23	22 F.Fuligni 16.959
24	95 T.Mackenzie 19.700
25	16 Y.Okaya 23.599
26	98 M.Abe 25.757

Lap 3	
1	11 N.Bulega 4'50.366
2	62 S.Manzi 0.560
3	3 R.De Rosa 2.575
4	9 J.Navarro 2.826
5	55 Y.Montella 3.721
6	94 V.Debise 3.886
7	54 B.Sofuoglu 4.272
8	99 A.Huertas 4.359
9	64 F.Caricasulo 4.996
10	66 N.Tuuli 5.463
11	23 M.Schroetter 5.519

Lap 6	
1	11 N.Bulega 9'37.601
2	62 S.Manzi 1.070
3	9 J.Navarro 3.164
4	3 R.De Rosa 3.429
5	55 Y.Montella 5.160
6	54 B.Sofuoglu 5.220
7	64 F.Caricasulo 5.466
8	99 A.Huertas 5.598
9	23 M.Schroetter 5.785
10	66 N.Tuuli 6.326
11	94 V.Debise 6.702
12	47 A.Kofler 11.756
13	69 T.Booth-Amos 11.832
14	29 N.Spinelli 11.968
15	73 M.Kofler 15.695
16	25 A.Verdoia 16.028
17	50 O.Vostatek 16.322
18	51 A.Sarmoon 17.092
19	48 L.Dalla Porta 17.237
20	17 J.McPhee 17.960
21	36 T.Gradinger 18.643
22	7 A.Norrodin 18.700
23	22 F.Fuligni 18.937
24	95 T.Mackenzie 22.552
25	16 Y.Okaya 28.282
26	98 M.Abe 29.400

Lap 7	
1	62 S.Manzi 11'21.691
2	11 N.Bulega 3.110
3	3 R.De Rosa 3.426
4	64 F.Caricasulo 6.326
5	94 V.Debise 9.296
6	23 M.Schroetter 9.369
7	55 Y.Montella 9.454
8	66 N.Tuuli 10.491
9	69 T.Booth-Amos 10.846
10	99 A.Huertas 10.900
11	54 B.Sofuoglu 15.619
12	29 N.Spinelli 15.805
13	47 A.Kofler 16.114
14	73 M.Kofler 19.671
15	51 A.Sarmoon 22.569
16	50 O.Vostatek 22.888
17	25 A.Verdoia 23.603
18	17 J.McPhee 24.656
19	48 L.Dalla Porta 24.747
20	7 A.Norrodin 24.771
21	36 T.Gradinger 25.506
22	22 F.Fuligni 25.636
23	95 T.Mackenzie 25.884
24	98 M.Abe 43.147
25	16 Y.Okaya 58.652

Lap 8	
1	62 S.Manzi 13'37.498
2	54 B.Sofuoglu 1.874
3	23 M.Schroetter 2.419
4	11 N.Bulega 4.625
5	3 R.De Rosa 6.734
6	51 A.Sarmoon 8.111
7	94 V.Debise 8.235
8	64 F.Caricasulo 9.116
9	69 T.Booth-Amos 10.291
10	55 Y.Montella 10.425
11	66 N.Tuuli 12.965
12	22 F.Fuligni 13.495
13	17 J.McPhee 13.577
14	7 A.Norrodin 13.924
15	29 N.Spinelli 14.591
16	95 T.Mackenzie 14.745
17	47 A.Kofler 14.837

18	99 A.Huertas 14.987
19	36 T.Gradinger 16.382
20	73 M.Kofler 21.212
21	25 A.Verdoia 28.783
22	50 O.Vostatek 29.107
23	48 L.Dalla Porta 29.372
24	98 M.Abe 34.457
25	16 Y.Okaya 1'54.276

Lap 9	
1	54 B.Sofuoglu 15'50.295
2	51 A.Sarmoon 0.247
3	23 M.Schroetter 3.936
4	7 A.Norrodin 6.321
5	95 T.Mackenzie 6.978
6	22 F.Fuligni 7.200
7	17 J.McPhee 7.256
8	36 T.Gradinger 9.490
9	62 S.Manzi 43.962
10	11 N.Bulega 43.980
11	98 M.Abe 44.182
12	64 F.Caricasulo 48.188
13	94 V.Debise 48.696
14	55 Y.Montella 52.818
15	66 N.Tuuli 54.526
16	47 A.Kofler 55.291
17	99 A.Huertas 58.189
18	69 T.Booth-Amos 59.003
19	3 R.De Rosa 1'01.366
20	73 M.Kofler 1'13.452
21	48 L.Dalla Porta 1'15.200
22	29 N.Spinelli 1'15.674
23	25 A.Verdoia 1'19.064
24	16 Y.Okaya 1'36.614
25	50 O.Vostatek

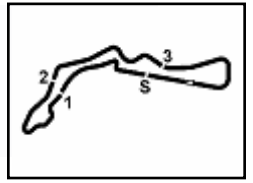
Lap 10	
1	54 B.Sofuoglu 17'51.435
2	95 T.Mackenzie 4.577
3	7 A.Norrodin 5.328
4	17 J.McPhee 5.873
5	22 F.Fuligni 8.199
6	23 M.Schroetter 9.305
7	36 T.Gradinger 11.883
8	62 S.Manzi 35.707
9	11 N.Bulega 35.732
10	64 F.Caricasulo 39.130
11	94 V.Debise 39.229
12	51 A.Sarmoon 44.114
13	55 Y.Montella 45.854
14	66 N.Tuuli 45.859
15	47 A.Kofler 45.918
16	99 A.Huertas 49.125
17	69 T.Booth-Amos 49.324
18	3 R.De Rosa 49.543
19	73 M.Kofler 1'06.188
20	48 L.Dalla Porta 1'06.664
21	29 N.Spinelli 1'07.257
22	25 A.Verdoia 1'14.313
23	16 Y.Okaya 1'28.698
24	98 M.Abe
25	50 O.Vostatek

Lap 11	
1	95 T.Mackenzie 19'48.294
2	54 B.Sofuoglu 1.025
3	7 A.Norrodin 1.346
4	17 J.McPhee 2.172
5	23 M.Schroetter 6.176
6	22 F.Fuligni 8.875
7	36 T.Gradinger 14.446
8	11 N.Bulega 31.288
9	94 V.Debise 33.911

30/07/2023

These data/results cannot be reproduced, stored and/or transmitted in whole or in part by any manner of electronic, mechanical, photocopying, recording, broadcasting or otherwise now known or herein after developed without the previous express consent by the copyright owner, except for reproduction in daily press and regular printed publications on sale to the public within 60 days of the event related to those data/results and always provided that copyright symbol appears together as follows below.

© DORNA WSBK ORGANIZATION Srl 2023



Autodrom Most 4.212 m

Acerbis Czech Round, 28-30 July 2023
Lap Chart Race 2

10	64	F.Caricasulo	35.321	6	36	T.Gradinger	27.678	4	17	J.McPhee	17.160
11	66	N.Tuuli	40.767	7	22	F.Fuligni	32.473	5	7	A.Norrodin	17.679
12	47	A.Kofler	40.835	8	94	V.Debise	52.605	6	36	T.Gradinger	34.945
13	69	T.Booth-Amos	43.584	9	66	N.Tuuli	54.058	7	22	F.Fuligni	51.826
14	55	Y.Montella	43.829	10	51	A.Sarmoon	56.787	8	51	A.Sarmoon	1'16.241
15	3	R.De Rosa	43.962	11	64	F.Caricasulo	57.300	9	66	N.Tuuli	1'16.825
16	99	A.Huertas	44.667	12	3	R.De Rosa	57.418	10	3	R.De Rosa	1'21.186
17	51	A.Sarmoon	45.742	13	69	T.Booth-Amos	58.476	11	47	A.Kofler	1'23.148
18	73	M.Kofler	1'01.121	14	47	A.Kofler	58.952	12	94	V.Debise	1'23.670
19	48	L.Dalla Porta	1'01.820	15	11	N.Bulega	1'01.026	13	64	F.Caricasulo	1'24.248
20	29	N.Spinelli	1'02.724	16	99	A.Huertas	1'04.966	14	69	T.Booth-Amos	1'26.224
21	25	A.Verdoia	1'12.986	17	55	Y.Montella	1'09.128	15	99	A.Huertas	1'32.396
22	16	Y.Dkaya	1'25.235	18	48	L.Dalla Porta	1'24.269	16	11	N.Bulega	1'32.630
23	98	M.Abe		19	25	A.Verdoia	1'25.171	17	25	A.Verdoia	
24	50	D.Vostatek		20	29	N.Spinelli	1'26.177	18	55	Y.Montella	
				21	73	M.Kofler	1'28.485	19	48	L.Dalla Porta	
				22	16	Y.Dkaya		20	29	N.Spinelli	
				23	98	M.Abe		21	73	M.Kofler	
								22	16	Y.Dkaya	
								23	98	M.Abe	

Lap 12

1	95	T.Mackenzie	21'35.626
2	17	J.McPhee	5.290
3	54	B.Sofuoglu	5.697
4	7	A.Norrodin	5.859
5	23	M.Schroetter	7.656
6	22	F.Fuligni	16.453
7	36	T.Gradinger	19.884
8	94	V.Debise	37.504
9	11	N.Bulega	38.650
10	64	F.Caricasulo	39.823
11	66	N.Tuuli	42.375
12	47	A.Kofler	43.869
13	3	R.De Rosa	44.782
14	69	T.Booth-Amos	45.029
15	51	A.Sarmoon	46.900
16	99	A.Huertas	48.073
17	55	Y.Montella	49.186
18	73	M.Kofler	1'05.473
19	48	L.Dalla Porta	1'06.058
20	29	N.Spinelli	1'06.432
21	25	A.Verdoia	1'15.934
22	16	Y.Dkaya	1'31.507
23	98	M.Abe	
24	50	D.Vostatek	

Lap 15

1	95	T.Mackenzie	26'37.944
2	23	M.Schroetter	7.362
3	54	B.Sofuoglu	9.702
4	17	J.McPhee	13.750
5	7	A.Norrodin	14.018
6	36	T.Gradinger	30.555
7	22	F.Fuligni	38.503
8	94	V.Debise	1'02.054
9	66	N.Tuuli	1'02.146
10	51	A.Sarmoon	1'03.592
11	3	R.De Rosa	1'06.368
12	69	T.Booth-Amos	1'06.784
13	64	F.Caricasulo	1'06.847
14	47	A.Kofler	1'07.183
15	11	N.Bulega	1'11.686
16	99	A.Huertas	1'14.630
17	55	Y.Montella	1'21.837
18	25	A.Verdoia	1'30.940
19	48	L.Dalla Porta	1'34.551
20	29	N.Spinelli	1'36.539
21	73	M.Kofler	
22	16	Y.Dkaya	
23	98	M.Abe	

Lap 18

1	95	T.Mackenzie	31'35.015
2	23	M.Schroetter	3.317
3	54	B.Sofuoglu	15.221
4	17	J.McPhee	18.447
5	7	A.Norrodin	19.889
6	36	T.Gradinger	36.525
7	22	F.Fuligni	58.078
8	51	A.Sarmoon	1'21.761
9	66	N.Tuuli	1'22.976
10	3	R.De Rosa	1'27.346
11	47	A.Kofler	1'31.662
12	94	V.Debise	1'31.687
13	64	F.Caricasulo	1'31.720
14	69	T.Booth-Amos	1'33.811
15	99	A.Huertas	1'39.544
16	11	N.Bulega	
17	25	A.Verdoia	
18	29	N.Spinelli	
19	48	L.Dalla Porta	
20	73	M.Kofler	
21	16	Y.Dkaya	

Lap 13

1	95	T.Mackenzie	23'17.482
2	23	M.Schroetter	8.680
3	17	J.McPhee	8.741
4	54	B.Sofuoglu	8.934
5	7	A.Norrodin	9.202
6	22	F.Fuligni	25.523
7	36	T.Gradinger	25.569
8	94	V.Debise	45.522
9	66	N.Tuuli	48.664
10	64	F.Caricasulo	49.483
11	11	N.Bulega	50.189
12	3	R.De Rosa	50.380
13	51	A.Sarmoon	50.454
14	69	T.Booth-Amos	51.321
15	47	A.Kofler	51.369
16	99	A.Huertas	56.338
17	55	Y.Montella	58.975
18	73	M.Kofler	1'15.455
19	48	L.Dalla Porta	1'15.505
20	29	N.Spinelli	1'15.973
21	25	A.Verdoia	1'20.655
22	16	Y.Dkaya	
23	98	M.Abe	

Lap 16

1	95	T.Mackenzie	28'16.775
2	23	M.Schroetter	5.765
3	54	B.Sofuoglu	10.614
4	17	J.McPhee	15.894
5	7	A.Norrodin	16.337
6	36	T.Gradinger	33.043
7	22	F.Fuligni	45.255
8	66	N.Tuuli	1'09.456
9	51	A.Sarmoon	1'09.514
10	94	V.Debise	1'13.242
11	3	R.De Rosa	1'13.481
12	47	A.Kofler	1'14.873
13	69	T.Booth-Amos	1'15.758
14	64	F.Caricasulo	1'16.116
15	11	N.Bulega	1'22.218
16	99	A.Huertas	1'23.863
17	55	Y.Montella	1'34.549
18	25	A.Verdoia	1'35.070
19	48	L.Dalla Porta	
20	29	N.Spinelli	
21	73	M.Kofler	
22	16	Y.Dkaya	
23	98	M.Abe	

Lap 19

1	95	T.Mackenzie	33'14.564
2	23	M.Schroetter	2.037
3	54	B.Sofuoglu	18.857
4	17	J.McPhee	21.046
5	7	A.Norrodin	22.206
6	36	T.Gradinger	38.970
7	22	F.Fuligni	1'03.620
8	51	A.Sarmoon	1'27.822
9	66	N.Tuuli	1'29.446
10	3	R.De Rosa	1'33.196
11	64	F.Caricasulo	1'38.814
12	47	A.Kofler	1'39.574
13	94	V.Debise	1'39.659
14	69	T.Booth-Amos	1'44.191

Lap 14

1	95	T.Mackenzie	24'58.658
2	23	M.Schroetter	7.764
3	54	B.Sofuoglu	9.042
4	17	J.McPhee	10.057
5	7	A.Norrodin	10.227

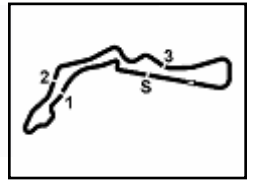
Lap 17

1	95	T.Mackenzie	29'55.775
2	23	M.Schroetter	5.187
3	54	B.Sofuoglu	13.113

30/07/2023

These data/results cannot be reproduced, stored and/or transmitted in whole or in part by any manner of electronic, mechanical, photocopying, recording, broadcasting or otherwise now known or herein after developed without the previous express consent by the copyright owner, except for reproduction in daily press and regular printed publications on sale to the public within 60 days of the event related to those data/results and always provided that copyright symbol appears together as follows below.

© DORNA WSBK ORGANIZATION Srl 2023



Autodrom Most 4.212 m

Acerbis Czech Round, 28-30 July 2023
Lap Chart Race 2

Race Pace Comparison

	95 Mac	23 Sch	54 Sof	17 McP	7 Nor	36 Gra	22 Ful	51 Sar	66 Tuu	3 DeR	64 Car	94 Deb	69 Boo	47 KoA
1	1'46.470	1'43.533	1'42.177	1'46.504	1'46.750	1'45.625	1'47.031	1'45.059	1'44.015	1'41.625	1'43.337	1'42.271	1'44.190	1'43.732
2	1'38.773	1'35.915	1'36.181	1'37.869	1'37.795	1'37.403	1'37.849	1'37.424	1'36.141	1'35.640	1'35.661	1'36.186	1'36.834	1'36.547
3	1'38.210	1'36.437	1'36.280	1'37.055	1'37.309	1'37.181	1'37.316	1'37.223	1'35.673	1'35.676	1'36.364	1'35.795	1'36.939	1'38.092
4	1'39.259	1'35.514	1'35.651	1'37.149	1'37.085	1'37.035	1'37.096	1'36.793	1'36.074	1'35.826	1'35.597	1'35.815	1'36.299	1'36.079
5	1'38.115	1'35.890	1'36.403	1'39.102	1'38.900	1'40.391	1'38.794	1'40.539	1'36.054	1'36.241	1'36.056	1'37.215	1'37.286	1'37.154
6	1'39.326	1'36.097	1'36.129	1'37.882	1'38.462	1'38.609	1'38.452	1'37.655	1'35.970	1'36.022	1'36.052	1'37.021	1'37.885	1'37.753
7	1'47.422	1'47.674	1'54.489	1'50.786	1'50.161	1'50.953	1'50.789	1'49.567	1'48.255	1'44.087	1'44.950	1'46.684	1'43.104	1'48.448
8	2'04.668	2'08.857	2'02.062	2'04.728	2'04.960	2'06.683	2'03.666	2'01.349	2'18.281	2'19.115	2'18.597	2'14.746	2'15.252	2'14.530
9	2'05.030	2'14.314	2'10.923	2'06.476	2'05.194	2'05.905	2'06.502	2'04.933	2'54.358	3'07.429	2'51.869	2'53.258	3'01.509	2'53.251
10	1'58.739	2'06.509	2'01.140	1'59.757	2'00.147	2'03.533	2'02.139	2'45.007	1'52.473	1'49.317	1'52.082	1'51.673	1'51.461	1'51.767
11	1'52.282	1'53.730	1'57.884	1'53.158	1'52.877	1'59.422	1'57.535	1'58.487	1'51.767	1'51.278	1'53.050	1'51.541	1'51.119	1'51.776
12	1'47.332	1'48.812	1'52.004	1'50.450	1'51.845	1'52.770	1'54.910	1'48.490	1'48.940	1'48.152	1'51.834	1'50.925	1'48.777	1'50.366
13	1'41.856	1'42.880	1'45.093	1'45.307	1'45.199	1'47.541	1'50.926	1'45.410	1'48.145	1'47.454	1'51.516	1'49.874	1'48.148	1'49.356
14	1'41.176	1'40.260	1'41.284	1'42.492	1'42.201	1'43.285	1'48.126	1'47.509	1'46.570	1'48.214	1'48.993	1'48.259	1'48.331	1'48.759
15	1'39.286	1'38.884	1'39.946	1'42.979	1'43.077	1'42.163	1'45.316	1'46.091	1'47.374	1'48.236	1'48.833	1'48.735	1'47.594	1'47.517
16	1'38.831	1'37.234	1'39.743	1'40.975	1'41.150	1'41.319	1'45.583	1'44.753	1'46.141	1'45.944	1'48.100	1'50.019	1'47.805	1'46.521
17	1'39.000	1'38.422	1'41.499	1'40.266	1'40.342	1'40.902	1'45.571	1'45.727	1'46.369	1'46.705	1'47.132	1'49.428	1'49.466	1'47.275
18	1'39.240	1'37.370	1'41.348	1'40.527	1'41.450	1'40.820	1'45.492	1'44.760	1'45.391	1'45.400	1'46.712	1'47.257	1'46.827	1'47.754
19	1'39.549	1'38.269	1'43.185	1'42.148	1'41.866	1'41.994	1'45.091	1'45.610	1'46.019	1'45.399	1'46.643	1'47.521	1'49.929	1'47.461

	99 Hue	11 Bul	25 Ver	29 Spi	48 DPo	73 Kof	16 Oka	55 Mon	98 Abe	50 Vos	62 Man	9 Nav	28 vSt	71 Edw
1	1'42.898	1'40.131	1'46.587	1'44.555	1'47.081	1'45.015	1'47.826	1'41.300	1'47.581	1'45.243	1'40.422	1'41.930	1'44.575	1'47.639
2	1'35.675	1'35.174	1'37.045	1'37.381	1'38.421	1'37.737	1'38.901	1'37.240	1'39.139	1'38.333	1'35.278	1'35.822	1'36.037	1'38.006
3	1'36.152	1'35.061	1'36.611	1'36.686	1'37.741	1'37.216	1'38.279	1'35.547	1'40.003	1'36.943	1'35.226	1'35.440	1'35.633	
4	1'35.732	1'35.027	1'37.035	1'36.644	1'36.731	1'36.806	1'38.574	1'35.667	1'39.334	1'37.003	1'35.145	1'35.689	1'35.818	
5	1'36.657	1'35.734	1'39.304	1'36.714	1'37.739	1'38.610	1'41.146	1'36.312	1'40.827	1'39.547	1'35.571	1'35.914		
6	1'36.085	1'36.474	1'37.047	1'37.589	1'37.125	1'37.912	1'41.157	1'36.695	1'40.117	1'36.854	1'37.029	1'35.970		
7	1'49.392	1'47.200	1'51.665	1'47.927	1'51.600	1'48.066	2'14.460	1'48.384	1'57.837	1'50.656	1'43.020			
8	2'19.894	2'17.322	2'20.987	2'14.593	2'20.432	2'17.348	3'11.431	2'16.778	2'07.117	2'22.026	2'15.807			
9	2'55.999	2'52.152	3'03.078	3'13.880	2'58.625	3'05.037	1'55.135	2'55.190	2'22.522	3'56.341	2'56.759			
10	1'52.076	1'52.892	1'56.389	1'52.723	1'52.604	1'53.876	1'53.224	1'54.176	3'24.926	2'09.717	1'52.885			
11	1'52.401	1'52.415	1'55.532	1'52.326	1'52.015	1'51.792	1'53.396	1'54.834	1'57.164	2'04.831				
12	1'50.738	1'54.694	1'50.280	1'51.040	1'51.570	1'51.684	1'53.604	1'52.689	1'56.338	2'19.546				
13	1'50.121	1'53.395	1'46.577	1'51.397	1'51.303	1'51.838	1'54.161	1'51.645	1'56.024					
14	1'49.804	1'52.013	1'45.692	1'51.380	1'49.940	1'54.206	1'55.636	1'51.329	1'55.460					
15	1'48.950	1'49.946	1'45.055	1'49.648	1'49.568	1'52.272	1'54.076	1'51.995	1'56.576					
16	1'48.064	1'49.363	1'42.961	1'49.369	1'48.357	1'51.196	1'53.520	1'51.543	1'55.044					
17	1'47.533	1'49.412	1'43.884	1'47.595	1'49.404	1'52.302	1'54.300	1'54.138	1'54.340					
18	1'46.388	1'49.262	1'42.322	1'48.048	1'49.261	1'51.415	1'52.856							

	14 Mah
1	2'36.785

30/07/2023

These data/results cannot be reproduced, stored and/or transmitted in whole or in part by any manner of electronic, mechanical, photocopying, recording, broadcasting or otherwise now known or herein after developed without the previous express consent by the copyright owner, except for reproduction in daily press and regular printed publications on sale to the public within 60 days of the event related to those data/results and always provided that copyright symbol appears together as follows below.

© DORNA WSBK ORGANIZATION Srl 2023