

**Acerbis Czech Round, 28-30 July 2023**  
**Results Free Practice 2nd Session**

No.	Rider	Nat	Team	Bike	Class	Time	Gap	Rel.	Laps	Speed	
										Avg	Max
1	11 N. BULEGA	ITA	Aruba.it Racing WorldSSP Team	Ducati Panigale V2		1'35.266			24	159,167	255,3
2	99 A. HUERTAS	ESP	MTM Kawasaki	Kawasaki ZX-6R		1'35.483	0.217	0.217	23	158,805	255,9
3	64 F. CARICASULO	ITA	Althea Racing Team	Ducati Panigale V2		1'35.517	0.251	0.034	26	158,749	255,9
4	9 J. NAVARRO	ESP	Ten Kate Racing Yamaha	Yamaha YZF R6		1'35.569	0.303	0.052	21	158,662	255,9
5	3 R. DE ROSA	ITA	Orelac Racing Verdnavatura	Ducati Panigale V2		1'35.629	0.363	0.060	24	158,563	251,3
6	94 V. DEBISE	FRA	GMT94 Yamaha	Yamaha YZF R6		1'35.656	0.390	0.027	21	158,518	255,9
7	62 S. MANZI	ITA	Ten Kate Racing Yamaha	Yamaha YZF R6		1'35.669	0.403	0.013	24	158,496	250,7
8	66 N. TUULI	FIN	PTR Triumph	Triumph Street Triple RS 765		1'35.783	0.517	0.114	18	158,308	254,8
9	50 O. VOSTATEK	CZE	PTR Triumph	Triumph Street Triple RS 765		1'35.839	0.573	0.056	24	158,215	258,4
10	54 B. SOFUOGLU	TUR	MV Agusta Reparto Corse	MV Agusta F3 800 RR		1'35.863	0.597	0.024	23	158,176	254,8
11	23 M. SCHROETTER	GER	MV Agusta Reparto Corse	MV Agusta F3 800 RR		1'35.885	0.619	0.022	22	158,139	257,1
12	14 L. MAHIAS	FRA	Kawasaki Puccetti Racing	Kawasaki ZX-6R		1'35.969	0.703	0.084	12	158,001	249,5
13	55 Y. MONTELLA	ITA	Barni Spark Racing Team	Ducati Panigale V2		1'36.000	0.734	0.031	16	157,950	250,7
14	28 G. VAN STRAALEN	NED	EAB Racing Team	Yamaha YZF R6		1'36.104	0.838	0.104	21	157,779	250,7
15	29 N. SPINELLI	ITA	VFT Racing WEBIKE Yamaha	Yamaha YZF R6		1'36.237	0.971	0.133	25	157,561	251,8
16	71 T. EDWARDS	AUS	Yart-Yamaha WorldSSP Team	Yamaha YZF R6	*	1'36.448	1.182	0.211	21	157,216	254,2
17	69 T. BOOTH-AMOS	GBR	Motozoo ME AIR Racing	Kawasaki ZX-6R	*	1'36.513	1.247	0.065	16	157,110	248,4
18	36 T. GRADINGER	AUT	Eder Racing	Yamaha YZF R6		1'36.878	1.612	0.365	23	156,519	252,4
19	95 T. MACKENZIE	GBR	PETRONAS MIE Racing Honda Team	Honda CBR600RR		1'36.904	1.638	0.026	20	156,477	247,3
20	25 A. VERDOIA	FRA	Yamaha Thailand Racing Team	Yamaha YZF R6		1'36.917	1.651	0.013	22	156,456	249,5
21	68 L. POWER	AUS	Motozoo ME AIR Racing	Kawasaki ZX-6R	*	1'36.930	1.664	0.013	23	156,435	254,2
22	73 M. KOFLER	AUT	D34G Racing	Ducati Panigale V2	*	1'36.933	1.667	0.003	23	156,430	251,3
23	48 L. DALLA PORTA	ITA	Evan Bros. WorldSSP Yamaha Team	Yamaha YZF R6		1'36.997	1.731	0.064	21	156,326	253,6
24	17 J. MCPHEE	GBR	Vince64 by Puccetti Racing	Kawasaki ZX-6R		1'37.007	1.741	0.010	20	156,310	253,0
25	47 A. KOFLER	AUT	D34G Racing	Ducati Panigale V2		1'37.046	1.780	0.039	23	156,248	256,5
26	22 F. FULIGNI	ITA	Orelac Racing Verdnavatura	Ducati Panigale V2	*	1'37.113	1.847	0.067	15	156,140	253,6
27	27 A. DIAZ	ESP	Arco Yart Yamaha WorldSSP	Yamaha YZF R6	*	1'37.261	1.995	0.148	23	155,902	253,6
28	51 A. SARMOON	THA	Yamaha Thailand Racing Team	Yamaha YZF R6		1'37.276	2.010	0.015	23	155,878	254,8
29	16 Y. OKAYA	JPN	ProDina Kawasaki Racing	Kawasaki ZX-6R	*	1'37.567	2.301	0.291	6	155,413	250,1
30	7 A. NORRODIN	MAS	PETRONAS MIE Racing Honda Team	Honda CBR600RR		1'37.910	2.644	0.343	20	154,869	247,3
31	98 M. ABE	JPN	VFT Racing WEBIKE Yamaha	Yamaha YZF R6	*	1'39.245	3.979	1.335	25	152,786	245,6

Qualifying Lap Time (105% of 1'35.266): 1'40.030

\* WorldSSP Challenge

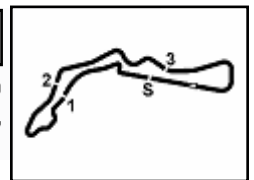
AIR	Humidity:	52%	Temp:	26°C
TRACK	Condition:	Dry	Temp:	37°C

Records	Pole	(SP)	2022	L.Baldassarri	1'34.952	159,690	Km/h
	Race	(RC1)	2022	L.Baldassarri	1'35.112	159,420	Km/h
	All Times	(FP2)	2022	D.Aegerter	1'34.952	159,690	Km/h

Start 16:00 End 17:03 The results are provisional until the end of the time limit for protests and appeals and the completion of the technical checks.

These data/results cannot be reproduced, stored and/or transmitted in whole or in part by any manner of electronic, mechanical, photocopying, recording, broadcasting or otherwise now known or herein after developed without the previous express consent by the copyright owner, except for reproduction in daily press and regular printed publications on sale to the public within 60 days of the event related to those data/results and always provided that copyright symbol appears together as follows below.

© DORNA WSBK ORGANIZATION Srl 2023



**Acerbis Czech Round, 28-30 July 2023**  
**Results Free Practice 2nd Session**

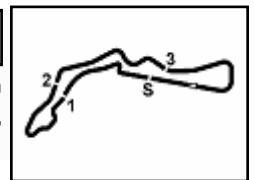
**Session Highlights**

Local Time	No. Rider	Description
16.00.00		Start
16.00.06		WorldSSP Pit Intervention Time: 1min 13secs
16.02.07	<b>95 T. MACKENZIE</b>	Current Lap Cancelled - Exceeded Track Limits - Turn 1
16.02.30	<b>69 T. BOOTH-AMOS</b>	Current Lap Cancelled - Exceeded Track Limits - Turn 1
16.02.31	<b>71 T. EDWARDS</b>	Current Lap Cancelled - Exceeded Track Limits - Turn 1
16.03.53	<b>95 T. MACKENZIE</b>	Current Lap Cancelled - Exceeded Track Limits - Turn 1
16.04.13	<b>69 T. BOOTH-AMOS</b>	Current Lap Cancelled - Exceeded Track Limits - Turn 1
16.05.07	<b>55 Y. MONTELLA</b>	Current Lap Cancelled - Exceeded Track Limits - Turn 1
16.05.22	<b>22 F. FULIGNI</b>	Check Transponder
16.05.27	<b>68 L. POWER</b>	Current Lap Cancelled - Exceeded Track Limits - Turn 1
16.05.44	<b>98 M. ABE</b>	Current Lap Cancelled - Exceeded Track Limits - Turn 1
16.10.07	<b>73 M. KOFLER</b>	Current Lap Cancelled - Exceeded Track Limits - Turn 1
16.10.13	<b>7 A. NORRODIN</b>	Current Lap Cancelled - Exceeded Track Limits - Turn 1
16.10.24	<b>9 J. NAVARRO</b>	Current Lap Cancelled - Exceeded Track Limits - Turn 1
16.11.07	<b>27 A. DIAZ</b>	Current Lap Cancelled - Exceeded Track Limits - Turn 1
16.11.43	<b>64 F. CARICASULO</b>	Current Lap Cancelled - Exceeded Track Limits - Turn 1
16.11.45	<b>50 O. VOSTATEK</b>	Current Lap Cancelled - Exceeded Track Limits - Turn 1
16.11.51	<b>25 A. VERDOIA</b>	Current Lap Cancelled - Exceeded Track Limits - Turn 1
16.12.06	<b>16 Y. OKAYA</b>	Crashed - Turn 20
16.13.28	<b>73 M. KOFLER</b>	Current Lap Cancelled - Exceeded Track Limits - Turn 1
16.13.41	<b>16 Y. OKAYA</b>	bike will not return until the end of the session
16.13.45	<b>68 L. POWER</b>	Current Lap Cancelled - Exceeded Track Limits - Turn 1
16.13.47	<b>95 T. MACKENZIE</b>	Current Lap Cancelled - Exceeded Track Limits - Turn 1
16.14.05	<b>29 N. SPINELLI</b>	Current Lap Cancelled - Exceeded Track Limits - Turn 1
16.14.31	<b>29 N. SPINELLI</b>	Lap Cancelled [1'37.598] - Yellow Flag - Turn 20-21
16.14.36	<b>98 M. ABE</b>	Lap Cancelled [1'41.331] - Yellow Flag - Turn 20-21
16.14.41	<b>3 R. DE ROSA</b>	Lap Cancelled [1'36.322] - Yellow Flag - Turn 20-21
16.14.46	<b>66 N. TUULI</b>	Lap Cancelled [1'53.825] - Yellow Flag - Turn 20-21
16.14.51	<b>14 L. MAHIAS</b>	Lap Cancelled [1'36.515] - Yellow Flag - Turn 20-21
16.14.56	<b>11 N. BULEGA</b>	Current Lap Cancelled - Exceeded Track Limits - Turn 1
16.14.56	<b>23 M. SCHROETTER</b>	Lap Cancelled [1'54.065] - Yellow Flag - Turn 20-21
16.15.01	<b>27 A. DIAZ</b>	Lap Cancelled [1'45.140] - Yellow Flag - Turn 20-21
16.15.06	<b>54 B. SOFUOGLU</b>	Lap Cancelled [1'54.686] - Yellow Flag - Turn 20-21
16.15.11	<b>28 G. VAN STRAALLEN</b>	Lap Cancelled [1'36.436] - Yellow Flag - Turn 20-21
16.17.21	<b>55 Y. MONTELLA</b>	On the Gravel - Re-Joined - Turn 13
16.19.52	<b>22 F. FULIGNI</b>	BLACK FLAG - Transponder NOT Working
16.20.01	<b>99 A. HUERTAS</b>	Current Lap Cancelled - Exceeded Track Limits - Turn 1
16.22.02	<b>73 M. KOFLER</b>	Current Lap Cancelled - Exceeded Track Limits - Turn 1
16.23.14	<b>69 T. BOOTH-AMOS</b>	Current Lap Cancelled - Exceeded Track Limits - Turn 1
16.23.24	<b>14 L. MAHIAS</b>	Crashed - Turn 13
16.24.23	<b>68 L. POWER</b>	Current Lap Cancelled - Exceeded Track Limits - Turn 1
16.24.40	<b>14 L. MAHIAS</b>	bike will not return until the end of the session
16.24.48	<b>50 O. VOSTATEK</b>	Current Lap Cancelled - Exceeded Track Limits - Turn 1
16.25.21		RED FLAG
16.28.08	<b>14 L. MAHIAS</b>	Medical Centre
16.29.09	<b>98 M. ABE</b>	Lap Cancelled [2'00.004] - Yellow Flag - Turn 13
16.29.14	<b>68 L. POWER</b>	Lap Cancelled [1'37.746] - Yellow Flag - Turn 13
16.29.19	<b>36 T. GRADINGER</b>	Lap Cancelled [1'54.609] - Yellow Flag - Turn 13
16.29.24	<b>11 N. BULEGA</b>	Lap Cancelled [1'35.533] - Yellow Flag - Turn 13
16.29.29	<b>64 F. CARICASULO</b>	Lap Cancelled [1'35.739] - Yellow Flag - Turn 13
16.29.34	<b>62 S. MANZI</b>	Lap Cancelled [1'35.650] - Yellow Flag - Turn 13
16.29.39	<b>71 T. EDWARDS</b>	Lap Cancelled [1'36.692] - Yellow Flag - Turn 13
16.29.44	<b>54 B. SOFUOGLU</b>	Lap Cancelled [1'36.383] - Yellow Flag - Turn 13
16.29.49	<b>23 M. SCHROETTER</b>	Lap Cancelled [1'37.094] - Yellow Flag - Turn 13
16.29.54	<b>54 B. SOFUOGLU</b>	Lap Cancelled [1'36.383] - Yellow Flag - Turn 13
16.29.59	<b>50 O. VOSTATEK</b>	Lap Cancelled [1'36.183] - Yellow Flag - Turn 13

Start                      End                      The results are provisional until the end of the time limit for protests and appeals  
28/07/2023              16:00                      17:03                      and the completion of the technical checks.

These data/results cannot be reproduced, stored and/or transmitted in whole or in part by any manner of electronic, mechanical, photocopying, recording, broadcasting or otherwise now known or herein after developed without the previous express consent by the copyright owner, except for reproduction in daily press and regular printed publications on sale to the public within 60 days of the event related to those data/results and always provided that copyright symbol appears together as follows below.

© DORNA WSBK ORGANIZATION Srl 2023



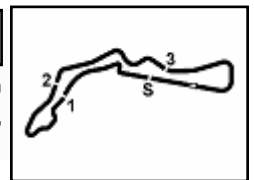
**Acerbis Czech Round, 28-30 July 2023**  
**Results Free Practice 2nd Session**

16.30.04	<b>48 L. DALLA PORTA</b>	Lap Cancelled [1'37.431] - Yellow Flag - Turn 13
16.30.09	<b>99 A. HUERTAS</b>	Lap Cancelled [1'35.958] - Yellow Flag - Turn 13
16.30.14	<b>69 T. BOOTH-AMOS</b>	Lap Cancelled [1'59.288] - Yellow Flag - Turn 13
16.30.19	<b>9 J. NAVARRO</b>	Lap Cancelled [10'58.948] - Yellow Flag - Turn 13
16.30.24	<b>7 A. NORRODIN</b>	Lap Cancelled [1'39.489] - Yellow Flag - Turn 13
16.30.29	<b>73 M. KOFLER</b>	Lap Cancelled [1'38.857] - Yellow Flag - Turn 13
16.30.34	<b>47 A. KOFLER</b>	Lap Cancelled [1'38.824] - Yellow Flag - Turn 13
16.30.39	<b>3 R. DE ROSA</b>	Lap Cancelled [1'36.077] - Yellow Flag - Turn 13
16.30.44	<b>29 N. SPINELLI</b>	Lap Cancelled [6'15.166] - Yellow Flag - Turn 13
16.30.49	<b>95 T. MACKENZIE</b>	Lap Cancelled [9'49.360] - Yellow Flag - Turn 13
16.30.54	<b>28 G. VAN STRAALEN</b>	Lap Cancelled [1'36.815] - Yellow Flag - Turn 13
16.30.59	<b>66 N. TUULI</b>	Lap Cancelled [12'42.311] - Yellow Flag - Turn 13
16.31.04	<b>27 A. DIAZ</b>	Lap Cancelled [1'37.339] - Yellow Flag - Turn 13
16.41.06	<b>36 T. GRADINGER</b>	Current Lap Cancelled - Exceeded Track Limits - Turn 1
16.43.25	<b>71 T. EDWARDS</b>	Lap Cancelled [1'36.845] - Exceeded Track Limits - Turn 21
16.44.39	<b>3 R. DE ROSA</b>	Current Lap Cancelled - Exceeded Track Limits - Turn 1
16.44.44	<b>62 S. MANZI</b>	Current Lap Cancelled - Exceeded Track Limits - Turn 1
16.46.01	<b>95 T. MACKENZIE</b>	Current Lap Cancelled - Exceeded Track Limits - Turn 1
16.46.02	<b>98 M. ABE</b>	Current Lap Cancelled - Exceeded Track Limits - Turn 1
16.46.03	<b>7 A. NORRODIN</b>	Current Lap Cancelled - Exceeded Track Limits - Turn 1
16.46.31	<b>28 G. VAN STRAALEN</b>	Current Lap Cancelled - Exceeded Track Limits - Turn 1
16.47.56	<b>9 J. NAVARRO</b>	Current Lap Cancelled - Exceeded Track Limits - Turn 1
16.48.05	<b>25 A. VERDOIA</b>	Current Lap Cancelled - Exceeded Track Limits - Turn 1
16.49.27	<b>98 M. ABE</b>	Current Lap Cancelled - Exceeded Track Limits - Turn 1
16.49.29	<b>36 T. GRADINGER</b>	Current Lap Cancelled - Exceeded Track Limits - Turn 1
16.51.07	<b>47 A. KOFLER</b>	Current Lap Cancelled - Exceeded Track Limits - Turn 1
16.51.08	<b>17 J. MCPHEE</b>	Current Lap Cancelled - Exceeded Track Limits - Turn 1
16.51.23	<b>27 A. DIAZ</b>	Current Lap Cancelled - Exceeded Track Limits - Turn 1
16.51.23	<b>23 M. SCHROETTER</b>	Current Lap Cancelled - Exceeded Track Limits - Turn 1
16.51.40	<b>73 M. KOFLER</b>	Lap Cancelled [1'49.963] - Exceeded Track Limits - Turn 2
16.51.40	<b>69 T. BOOTH-AMOS</b>	Current Lap Cancelled - Exceeded Track Limits - Turn 1
16.52.03	<b>71 T. EDWARDS</b>	Crashed - Turn 15
16.52.54	<b>7 A. NORRODIN</b>	Current Lap Cancelled - Exceeded Track Limits - Turn 1
16.54.22	<b>48 L. DALLA PORTA</b>	Current Lap Cancelled - Exceeded Track Limits - Turn 1
16.54.34	<b>22 F. FULIGNI</b>	Current Lap Cancelled - Exceeded Track Limits - Turn 1
16.54.37	<b>68 L. POWER</b>	Current Lap Cancelled - Exceeded Track Limits - Turn 1
16.56.40	<b>98 M. ABE</b>	Lap Cancelled [1'39.403] - Exceeded Track Limits - Turn 21
16.57.03	<b>50 O. VOSTATEK</b>	Current Lap Cancelled - Exceeded Track Limits - Turn 1
16.57.31	<b>98 M. ABE</b>	Lap Cancelled [1'39.945] - Yellow Flag - Turn 15-16
16.57.36	<b>99 A. HUERTAS</b>	Lap Cancelled [1'35.912] - Yellow Flag - Turn 15-16
16.57.40	<b>73 M. KOFLER</b>	Current Lap Cancelled - Exceeded Track Limits - Turn 1
16.57.41	<b>51 A. SARMOON</b>	Lap Cancelled [1'47.288] - Yellow Flag - Turn 15-16
16.57.43	<b>48 L. DALLA PORTA</b>	Crashed - Turn 20
16.57.46	<b>7 A. NORRODIN</b>	Lap Cancelled [4'54.566] - Yellow Flag - Turn 15-16
16.57.51	<b>68 L. POWER</b>	Lap Cancelled [1'43.085] - Yellow Flag - Turn 15-16
16.57.56	<b>9 J. NAVARRO</b>	Lap Cancelled [1'42.805] - Yellow Flag - Turn 15-16
16.57.59	<b>27 A. DIAZ</b>	Current Lap Cancelled - Exceeded Track Limits - Turn 1
16.58.01	<b>29 N. SPINELLI</b>	Lap Cancelled [1'41.035] - Yellow Flag - Turn 15-16
16.58.06	<b>17 J. MCPHEE</b>	Lap Cancelled [1'58.581] - Yellow Flag - Turn 15-16
16.58.11	<b>25 A. VERDOIA</b>	Lap Cancelled [1'38.222] - Yellow Flag - Turn 15-16
16.58.12	<b>36 T. GRADINGER</b>	Current Lap Cancelled - Exceeded Track Limits - Turn 1
16.58.16	<b>36 T. GRADINGER</b>	Lap Cancelled [1'37.338] - Yellow Flag - Turn 15-16
16.58.21	<b>27 A. DIAZ</b>	Lap Cancelled [1'44.391] - Yellow Flag - Turn 15-16
16.58.26	<b>95 T. MACKENZIE</b>	Lap Cancelled [5'05.948] - Yellow Flag - Turn 15-16
16.58.31	<b>23 M. SCHROETTER</b>	Lap Cancelled [1'47.456] - Yellow Flag - Turn 15-16
16.58.36	<b>47 A. KOFLER</b>	Lap Cancelled [2'05.319] - Yellow Flag - Turn 15-16
16.58.37	<b>55 Y. MONTELLA</b>	Current Lap Cancelled - Exceeded Track Limits - Turn 1
16.58.41	<b>11 N. BULEGA</b>	Lap Cancelled [1'35.264] - Yellow Flag - Turn 15-16
16.58.46	<b>3 R. DE ROSA</b>	Lap Cancelled [6'38.002] - Yellow Flag - Turn 15-16
17.00.31	<b>50 O. VOSTATEK</b>	Technical Problem - Turn 16

Start 16:00 End 17:03 The results are provisional until the end of the time limit for protests and appeals and the completion of the technical checks.

These data/results cannot be reproduced, stored and/or transmitted in whole or in part by any manner of electronic, mechanical, photocopying, recording, broadcasting or otherwise now known or herein after developed without the previous express consent by the copyright owner, except for reproduction in daily press and regular printed publications on sale to the public within 60 days of the event related to those data/results and always provided that copyright symbol appears together as follows below.

© DORNA WSBK ORGANIZATION Srl 2023



**Acerbis Czech Round, 28-30 July 2023**  
**Results Free Practice 2nd Session**

17.00.41	<b>68</b> L. <b>POWER</b>	Lap Cancelled [1'37.084] - Yellow Flag - Turn 20-21
17.00.45	<b>51</b> A. <b>SARMOON</b>	Lap Cancelled [1'37.818] - Yellow Flag - Turn 20-21
17.00.50	<b>27</b> A. <b>DIAZ</b>	Lap Cancelled [1'37.157] - Yellow Flag - Turn 20-21
17.00.55	<b>23</b> M. <b>SCHROETTER</b>	Lap Cancelled [1'35.813] - Yellow Flag - Turn 20-21
17.01.00	<b>25</b> A. <b>VERDOIA</b>	Lap Cancelled [1'39.893] - Yellow Flag - Turn 20-21
17.01.05	<b>29</b> N. <b>SPINELLI</b>	Lap Cancelled [1'43.315] - Yellow Flag - Turn 20-21
17.01.10	<b>11</b> N. <b>BULEGA</b>	Lap Cancelled [1'35.901] - Yellow Flag - Turn 20-21
17.01.15	<b>95</b> T. <b>MACKENZIE</b>	Lap Cancelled [1'36.914] - Yellow Flag - Turn 20-21
17.01.20	<b>17</b> J. <b>MCPHEE</b>	Lap Cancelled [1'44.932] - Yellow Flag - Turn 20-21
17.01.25	<b>3</b> R. <b>DE ROSA</b>	Lap Cancelled [1'36.290] - Yellow Flag - Turn 20-21
17.01.30	<b>9</b> J. <b>NAVARRO</b>	Lap Cancelled [1'35.836] - Yellow Flag - Turn 20-21
17.01.35	<b>47</b> A. <b>KOFLER</b>	Lap Cancelled [1'37.370] - Yellow Flag - Turn 20-21
17.01.40	<b>36</b> T. <b>GRADINGER</b>	Lap Cancelled [1'51.336] - Yellow Flag - Turn 20-21
17.01.45	<b>62</b> S. <b>MANZI</b>	Lap Cancelled [1'35.452] - Yellow Flag - Turn 20-21
17.03.27		End Of Session

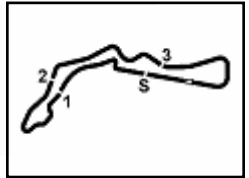
**Fastest Laps Sequence**

No.	Rider	Nat	Team	Bike	Local Time	Time	Gap	Avg
<b>55</b>	Y. <b>MONTELLA</b>	ITA	Barni Spark Racing Team	Ducati Panigale V2	16:03'20.077	<b>1'37.562</b>		155,421
<b>94</b>	V. <b>DEBISE</b>	FRA	GMT94 Yamaha	Yamaha YZF R6	16:03'20.948	<b>1'37.358</b>	-0.204	155,747
<b>99</b>	A. <b>HUERTAS</b>	ESP	MTM Kawasaki	Kawasaki ZX-6R	16:03'58.661	<b>1'36.709</b>	-0.649	156,792
<b>23</b>	M. <b>SCHROETTER</b>	GER	MV Agusta Reparto Corse	MV Agusta F3 800 RR	16:04'32.577	<b>1'36.646</b>	-0.063	156,894
<b>14</b>	L. <b>MAHIAS</b>	FRA	Kawasaki Puccetti Racing	Kawasaki ZX-6R	16:04'33.574	<b>1'36.511</b>	-0.135	157,114
<b>94</b>	V. <b>DEBISE</b>	FRA	GMT94 Yamaha	Yamaha YZF R6	16:04'57.257	<b>1'36.309</b>	-0.202	157,443
<b>14</b>	L. <b>MAHIAS</b>	FRA	Kawasaki Puccetti Racing	Kawasaki ZX-6R	16:06'09.543	<b>1'35.969</b>	-0.340	158,001
<b>64</b>	F. <b>CARICASULO</b>	ITA	Althea Racing Team	Ducati Panigale V2	16:08'19.329	<b>1'35.936</b>	-0.033	158,055
<b>11</b>	N. <b>BULEGA</b>	ITA	Aruba.it Racing WorldSSP Team	Ducati Panigale V2	16:08'21.255	<b>1'35.827</b>	-0.109	158,235
<b>64</b>	F. <b>CARICASULO</b>	ITA	Althea Racing Team	Ducati Panigale V2	16:09'55.105	<b>1'35.776</b>	-0.051	158,319
<b>11</b>	N. <b>BULEGA</b>	ITA	Aruba.it Racing WorldSSP Team	Ducati Panigale V2	16:11'33.028	<b>1'35.632</b>	-0.144	158,558
<b>11</b>	N. <b>BULEGA</b>	ITA	Aruba.it Racing WorldSSP Team	Ducati Panigale V2	16:19'39.372	<b>1'35.472</b>	-0.160	158,824
<b>11</b>	N. <b>BULEGA</b>	ITA	Aruba.it Racing WorldSSP Team	Ducati Panigale V2	16:46'42.966	<b>1'35.409</b>	-0.063	158,928
<b>11</b>	N. <b>BULEGA</b>	ITA	Aruba.it Racing WorldSSP Team	Ducati Panigale V2	16:49'53.749	<b>1'35.301</b>	-0.108	159,109
<b>11</b>	N. <b>BULEGA</b>	ITA	Aruba.it Racing WorldSSP Team	Ducati Panigale V2	16:54'39.603	<b>1'35.266</b>	-0.035	159,167

Start 16:00 End 17:03 The results are provisional until the end of the time limit for protests and appeals and the completion of the technical checks.

These data/results cannot be reproduced, stored and/or transmitted in whole or in part by any manner of electronic, mechanical, photocopying, recording, broadcasting or otherwise now known or herein after developed without the previous express consent by the copyright owner, except for reproduction in daily press and regular printed publications on sale to the public within 60 days of the event related to those data/results and always provided that copyright symbol appears together as follows below.

© DORNA WSBK ORGANIZATION Srl 2023



**Acerbis Czech Round, 28–30 July 2023**  
**Free Practices Combined Results after FP2**

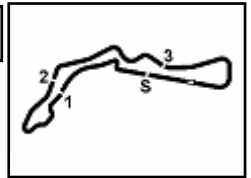
No.	Rider	Nat	Team	Bike	Class	FP1	FP2	Time	Gap	Rel.	Avg	LL
1	<b>11 N. BULEGA</b>	ITA	Aruba.it Racing WorldSSP Team	Ducati Panigale V2		1'35.437	<b>1'35.266</b>	<b>1'35.266</b>			159,167	47
2	<b>99 A. HUERTAS</b>	ESP	MTM Kawasaki	Kawasaki ZX-6R		1'35.993	<b>1'35.483</b>	<b>1'35.483</b>	0.217	0.217	158,805	41
3	<b>64 F. CARICASULO</b>	ITA	Althea Racing Team	Ducati Panigale V2		1'36.658	<b>1'35.517</b>	<b>1'35.517</b>	0.251	0.034	158,749	41
4	<b>9 J. NAVARRO</b>	ESP	Ten Kate Racing Yamaha	Yamaha YZF R6		1'37.264	<b>1'35.569</b>	<b>1'35.569</b>	0.303	0.052	158,662	39
5	<b>3 R. DE ROSA</b>	ITA	Orelac Racing Verdnatura	Ducati Panigale V2		1'35.858	<b>1'35.629</b>	<b>1'35.629</b>	0.363	0.060	158,563	43
6	<b>94 V. DEBISE</b>	FRA	GMT94 Yamaha	Yamaha YZF R6		1'36.639	<b>1'35.656</b>	<b>1'35.656</b>	0.390	0.027	158,518	40
7	<b>62 S. MANZI</b>	ITA	Ten Kate Racing Yamaha	Yamaha YZF R6		1'35.931	<b>1'35.669</b>	<b>1'35.669</b>	0.403	0.013	158,496	45
8	<b>66 N. TUULI</b>	FIN	PTR Triumph	Triumph Street Triple RS 765		1'36.414	<b>1'35.783</b>	<b>1'35.783</b>	0.517	0.114	158,308	34
9	<b>50 D. VOSTATEK</b>	CZE	PTR Triumph	Triumph Street Triple RS 765		1'36.556	<b>1'35.839</b>	<b>1'35.839</b>	0.573	0.056	158,215	43
10	<b>54 B. SOFUOGLU</b>	TUR	MV Agusta Reparto Corse	MV Agusta F3 800 RR		1'36.525	<b>1'35.863</b>	<b>1'35.863</b>	0.597	0.024	158,176	45
11	<b>23 M. SCHROETTER</b>	GER	MV Agusta Reparto Corse	MV Agusta F3 800 RR		1'37.059	<b>1'35.885</b>	<b>1'35.885</b>	0.619	0.022	158,139	41
12	<b>14 L. MAHIAS</b>	FRA	Kawasaki Puccetti Racing	Kawasaki ZX-6R		1'36.399	<b>1'35.969</b>	<b>1'35.969</b>	0.703	0.084	158,001	30
13	<b>55 Y. MONTELLA</b>	ITA	Barni Spark Racing Team	Ducati Panigale V2		1'36.524	<b>1'36.000</b>	<b>1'36.000</b>	0.734	0.031	157,950	33
14	<b>28 G. VAN STRAALLEN</b>	NED	EAB Racing Team	Yamaha YZF R6		1'36.159	<b>1'36.104</b>	<b>1'36.104</b>	0.838	0.104	157,779	40
15	<b>29 N. SPINELLI</b>	ITA	VFT Racing WEBIKE Yamaha	Yamaha YZF R6		1'37.147	<b>1'36.237</b>	<b>1'36.237</b>	0.971	0.133	157,561	49
16	<b>71 T. EDWARDS</b>	AUS	Yart-Yamaha WorldSSP Team	Yamaha YZF R6	*	1'37.385	<b>1'36.448</b>	<b>1'36.448</b>	1.182	0.211	157,216	41
17	<b>69 T. BOOTH-AMOS</b>	GBR	Motozoo ME AIR Racing	Kawasaki ZX-6R	*	1'36.815	<b>1'36.513</b>	<b>1'36.513</b>	1.247	0.065	157,110	32
18	<b>36 T. GRADINGER</b>	AUT	Eder Racing	Yamaha YZF R6		1'37.472	<b>1'36.878</b>	<b>1'36.878</b>	1.612	0.365	156,519	41
19	<b>95 T. MACKENZIE</b>	GBR	PETRONAS MIE Racing Honda Team	Honda CBR600RR		1'37.961	<b>1'36.904</b>	<b>1'36.904</b>	1.638	0.026	156,477	38
20	<b>25 A. VERDOIA</b>	FRA	Yamaha Thailand Racing Team	Yamaha YZF R6		1'37.372	<b>1'36.917</b>	<b>1'36.917</b>	1.651	0.013	156,456	39
21	<b>68 L. POWER</b>	AUS	Motozoo ME AIR Racing	Kawasaki ZX-6R	*	1'37.671	<b>1'36.930</b>	<b>1'36.930</b>	1.664	0.013	156,435	40
22	<b>73 M. KOFLER</b>	AUT	D34G Racing	Ducati Panigale V2	*	1'37.558	<b>1'36.933</b>	<b>1'36.933</b>	1.667	0.003	156,430	41
23	<b>48 L. DALLA PORTA</b>	ITA	Evan Bros. WorldSSP Yamaha Team	Yamaha YZF R6		1'38.104	<b>1'36.997</b>	<b>1'36.997</b>	1.731	0.064	156,326	44
24	<b>17 J. MCPHEE</b>	GBR	Vince64 by Puccetti Racing	Kawasaki ZX-6R		1'38.461	<b>1'37.007</b>	<b>1'37.007</b>	1.741	0.010	156,310	36
25	<b>47 A. KOFLER</b>	AUT	D34G Racing	Ducati Panigale V2		1'37.885	<b>1'37.046</b>	<b>1'37.046</b>	1.780	0.039	156,248	42
26	<b>22 F. FULIGNI</b>	ITA	Orelac Racing Verdnatura	Ducati Panigale V2	*	1'38.099	<b>1'37.113</b>	<b>1'37.113</b>	1.847	0.067	156,140	29
27	<b>27 A. DIAZ</b>	ESP	Arco Yart Yamaha WorldSSP	Yamaha YZF R6	*	1'38.133	<b>1'37.261</b>	<b>1'37.261</b>	1.995	0.148	155,902	44
28	<b>51 A. SARMOON</b>	THA	Yamaha Thailand Racing Team	Yamaha YZF R6		1'38.559	<b>1'37.276</b>	<b>1'37.276</b>	2.010	0.015	155,878	43
29	<b>16 Y. OKAYA</b>	JPN	ProDina Kawasaki Racing	Kawasaki ZX-6R	*	1'38.678	<b>1'37.567</b>	<b>1'37.567</b>	2.301	0.291	155,413	25
30	<b>7 A. NORRODIN</b>	MAS	PETRONAS MIE Racing Honda Team	Honda CBR600RR		1'38.741	<b>1'37.910</b>	<b>1'37.910</b>	2.644	0.343	154,869	36
31	<b>98 M. ABE</b>	JPN	VFT Racing WEBIKE Yamaha	Yamaha YZF R6	*	1'40.501	<b>1'39.245</b>	<b>1'39.245</b>	3.979	1.335	152,786	47

\* WorldSSP Challenge

28/07/2023

These data/results cannot be reproduced, stored and/or transmitted in whole or in part by any manner of electronic, mechanical, photocopying, recording, broadcasting or otherwise now known or herein after developed without the previous express consent by the copyright owner, except for reproduction in daily press and regular printed publications on sale to the public within 60 days of the event related to those data/results and always provided that copyright symbol appears together as follows below.

© DORNA WSBK ORGANIZATION Srl 2023



Autodrom Most 4.212 m

**Acerbis Czech Round, 28-30 July 2023**  
**Best Sectors & Speed Free Practice 2nd Session**

BEST LAP		
1	11 N. BULEGA	Ducati Panigale V2 1'35.266
2	99 A. HUERTAS	Kawasaki ZX-6R 1'35.483
3	64 F. CARICASULO	Ducati Panigale V2 1'35.517
4	9 J. NAVARRO	Yamaha YZF R6 1'35.569
5	3 R. DE ROSA	Ducati Panigale V2 1'35.629
6	94 V. DEBISE	Yamaha YZF R6 1'35.656
7	62 S. MANZI	Yamaha YZF R6 1'35.669
8	66 N. TUULI	Triumph Street Triple RS 765 1'35.783
9	50 D. VOSTATEK	Triumph Street Triple RS 765 1'35.839
10	54 B. SOFUOGLU	MV Agusta F3 800 RR 1'35.863
11	23 M. SCHROETTER	MV Agusta F3 800 RR 1'35.885
12	14 L. MAHIAS	Kawasaki ZX-6R 1'35.969
13	55 Y. MONTELLA	Ducati Panigale V2 1'36.000
14	28 G. VAN STRAALLEN	Yamaha YZF R6 1'36.104
15	29 N. SPINELLI	Yamaha YZF R6 1'36.237
16	71 T. EDWARDS	Yamaha YZF R6 1'36.448
17	69 T. BOOTH-AMOS	Kawasaki ZX-6R 1'36.513
18	36 T. GRADINGER	Yamaha YZF R6 1'36.878
19	95 T. MACKENZIE	Honda CBR600RR 1'36.904
20	25 A. VERDOIA	Yamaha YZF R6 1'36.917
21	68 L. POWER	Kawasaki ZX-6R 1'36.930
22	73 M. KOFLER	Ducati Panigale V2 1'36.933
23	48 L. DALLA PORTA	Yamaha YZF R6 1'36.997
24	17 J. MCPHEE	Kawasaki ZX-6R 1'37.007
25	47 A. KOFLER	Ducati Panigale V2 1'37.046
26	22 F. FULIGNI	Ducati Panigale V2 1'37.113
27	27 A. DIAZ	Yamaha YZF R6 1'37.261
28	51 A. SARMOON	Yamaha YZF R6 1'37.276
29	16 Y. OKAYA	Kawasaki ZX-6R 1'37.567
30	7 A. NORRODIN	Honda CBR600RR 1'37.910
31	98 M. ABE	Yamaha YZF R6 1'39.245

SPEED		
1	50 D. VOSTATEK	Triumph Street Triple RS 765 258,4
2	23 M. SCHROETTER	MV Agusta F3 800 RR 257,1
3	47 A. KOFLER	Ducati Panigale V2 256,5
4	64 F. CARICASULO	Ducati Panigale V2 255,9
5	9 J. NAVARRO	Yamaha YZF R6 255,9
6	99 A. HUERTAS	Kawasaki ZX-6R 255,9
7	94 V. DEBISE	Yamaha YZF R6 255,9
8	11 N. BULEGA	Ducati Panigale V2 255,3
9	51 A. SARMOON	Yamaha YZF R6 254,8
10	66 N. TUULI	Triumph Street Triple RS 765 254,8
11	54 B. SOFUOGLU	MV Agusta F3 800 RR 254,8
12	71 T. EDWARDS	Yamaha YZF R6 254,2
13	68 L. POWER	Kawasaki ZX-6R 254,2
14	22 F. FULIGNI	Ducati Panigale V2 253,6
15	48 L. DALLA PORTA	Yamaha YZF R6 253,6
16	27 A. DIAZ	Yamaha YZF R6 253,6
17	17 J. MCPHEE	Kawasaki ZX-6R 253,0
18	36 T. GRADINGER	Yamaha YZF R6 252,4
19	29 N. SPINELLI	Yamaha YZF R6 251,8
20	73 M. KOFLER	Ducati Panigale V2 251,3
21	3 R. DE ROSA	Ducati Panigale V2 251,3
22	28 G. VAN STRAALLEN	Yamaha YZF R6 250,7
23	62 S. MANZI	Yamaha YZF R6 250,7
24	55 Y. MONTELLA	Ducati Panigale V2 250,7
25	16 Y. OKAYA	Kawasaki ZX-6R 250,1
26	14 L. MAHIAS	Kawasaki ZX-6R 249,5
27	25 A. VERDOIA	Yamaha YZF R6 249,5
28	69 T. BOOTH-AMOS	Kawasaki ZX-6R 248,4
29	7 A. NORRODIN	Honda CBR600RR 247,3
30	95 T. MACKENZIE	Honda CBR600RR 247,3
31	98 M. ABE	Yamaha YZF R6 245,6

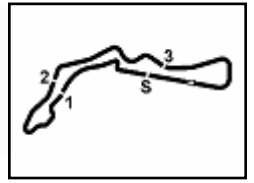
SEG. 1			SEG. 2			SEG. 3			SEG. 4		
1	54 B. SOFUOGLU	23.276	1	54 B. SOFUOGLU	23.506	1	11 N. BULEGA	23.926	1	11 N. BULEGA	24.217
2	11 N. BULEGA	23.289	2	99 A. HUERTAS	23.545	2	62 S. MANZI	23.961	2	99 A. HUERTAS	24.289
3	64 F. CARICASULO	23.297	3	64 F. CARICASULO	23.571	3	99 A. HUERTAS	23.980	3	64 F. CARICASULO	24.324
4	9 J. NAVARRO	23.324	4	11 N. BULEGA	23.576	4	14 L. MAHIAS	24.017	4	23 M. SCHROETTER	24.327
5	62 S. MANZI	23.349	5	66 N. TUULI	23.596	5	9 J. NAVARRO	24.031	5	9 J. NAVARRO	24.332
6	23 M. SCHROETTER	23.365	6	94 V. DEBISE	23.598	6	3 R. DE ROSA	24.033	6	71 T. EDWARDS	24.334
7	50 D. VOSTATEK	23.434	7	62 S. MANZI	23.615	7	28 G. VAN STRAALLEN	24.065	7	3 R. DE ROSA	24.356
8	3 R. DE ROSA	23.456	8	55 Y. MONTELLA	23.617	8	64 F. CARICASULO	24.082	8	94 V. DEBISE	24.356
9	55 Y. MONTELLA	23.482	9	3 R. DE ROSA	23.637	9	66 N. TUULI	24.100	9	14 L. MAHIAS	24.367
10	99 A. HUERTAS	23.501	10	9 J. NAVARRO	23.653	10	50 D. VOSTATEK	24.133	10	29 N. SPINELLI	24.388
11	94 V. DEBISE	23.520	11	14 L. MAHIAS	23.726	11	29 N. SPINELLI	24.146	11	50 D. VOSTATEK	24.394
12	66 N. TUULI	23.523	12	28 G. VAN STRAALLEN	23.728	12	94 V. DEBISE	24.175	12	62 S. MANZI	24.397
13	71 T. EDWARDS	23.534	13	50 D. VOSTATEK	23.736	13	55 Y. MONTELLA	24.242	13	66 N. TUULI	24.402
14	48 L. DALLA PORTA	23.615	14	23 M. SCHROETTER	23.746	14	69 T. BOOTH-AMOS	24.248	14	54 B. SOFUOGLU	24.405
15	28 G. VAN STRAALLEN	23.638	15	95 T. MACKENZIE	23.767	15	68 L. POWER	24.258	15	69 T. BOOTH-AMOS	24.495
16	22 F. FULIGNI	23.682	16	73 M. KOFLER	23.770	16	23 M. SCHROETTER	24.271	16	28 G. VAN STRAALLEN	24.510
17	29 N. SPINELLI	23.708	17	29 N. SPINELLI	23.806	17	27 A. DIAZ	24.318	17	73 M. KOFLER	24.566
18	17 J. MCPHEE	23.720	18	69 T. BOOTH-AMOS	23.816	18	73 M. KOFLER	24.341	18	47 A. KOFLER	24.589
19	36 T. GRADINGER	23.724	19	68 L. POWER	23.818	19	54 B. SOFUOGLU	24.353	19	95 T. MACKENZIE	24.595
20	16 Y. OKAYA	23.739	20	71 T. EDWARDS	23.820	20	95 T. MACKENZIE	24.379	20	25 A. VERDOIA	24.605
21	14 L. MAHIAS	23.751	21	47 A. KOFLER	23.909	21	25 A. VERDOIA	24.447	21	51 A. SARMOON	24.605
22	68 L. POWER	23.753	22	25 A. VERDOIA	23.942	22	71 T. EDWARDS	24.449	22	55 Y. MONTELLA	24.611
23	69 T. BOOTH-AMOS	23.762	23	17 J. MCPHEE	23.975	23	36 T. GRADINGER	24.483	23	16 Y. OKAYA	24.661
24	47 A. KOFLER	23.762	24	36 T. GRADINGER	23.985	24	17 J. MCPHEE	24.492	24	48 L. DALLA PORTA	24.672
25	73 M. KOFLER	23.779	25	48 L. DALLA PORTA	24.013	25	22 F. FULIGNI	24.504	25	17 J. MCPHEE	24.684
26	27 A. DIAZ	23.813	26	51 A. SARMOON	24.037	26	47 A. KOFLER	24.541	26	36 T. GRADINGER	24.686
27	95 T. MACKENZIE	23.816	27	22 F. FULIGNI	24.044	27	51 A. SARMOON	24.547	27	27 A. DIAZ	24.694
28	25 A. VERDOIA	23.848	28	16 Y. OKAYA	24.075	28	48 L. DALLA PORTA	24.597	28	22 F. FULIGNI	24.732
29	51 A. SARMOON	23.905	29	27 A. DIAZ	24.078	29	7 A. NORRODIN	24.725	29	7 A. NORRODIN	24.807
30	7 A. NORRODIN	23.988	30	7 A. NORRODIN	24.131	30	16 Y. OKAYA	24.747	30	68 L. POWER	24.859
31	98 M. ABE	24.158	31	98 M. ABE	24.471	31	98 M. ABE	25.130	31	98 M. ABE	25.276

28/07/2023

These data/results cannot be reproduced, stored and/or transmitted in whole or in part by any manner of electronic, mechanical, photocopying, recording, broadcasting or otherwise now known or herein after developed without the previous express consent by the copyright owner, except for reproduction in daily press and regular printed publications on sale to the public within 60 days of the event related to those data/results and always provided that copyright symbol appears together as follows below.

© DORNA WSBK ORGANIZATION Srl 2023





Autodrom Most 4.212 m

**Acerbis Czech Round, 28-30 July 2023**  
**Ideal Times Free Practice 2nd Session**

No.	Rider	Nat	Bike	Seg. 1	Seg. 2	Seg. 3	Seg. 4	Ideal Time		
				Diff. 1	Diff. 2	Diff. 3	Diff. 4	Best Lap	Pos.	Diff.
1	<b>11 N. BULEGA</b>	ITA	Ducati Panigale V2	23.289 +0.187	23.576	<b>23.926</b> +0.027	<b>24.217</b> +0.044	<b>1'35.008</b> 1'35.266	1	0.258
2	<b>64 F. CARICASULO</b>	ITA	Ducati Panigale V2	23.297 +0.052	23.571	24.082	24.324 +0.191	<b>1'35.274</b> 1'35.517	3	0.243
3	<b>99 A. HUERTAS</b>	ESP	Kawasaki ZX-6R	23.501 +0.011	23.545 +0.076	23.980 +0.008	24.289 +0.073	<b>1'35.315</b> 1'35.483	2	0.168
4	<b>62 S. MANZI</b>	ITA	Yamaha YZF R6	23.349 +0.185	23.615 +0.074	23.961 +0.033	24.397 +0.055	<b>1'35.322</b> 1'35.669	7	0.347
5	<b>9 J. NAVARRO</b>	ESP	Yamaha YZF R6	23.324 +0.137	23.653 +0.040	24.031	24.332 +0.052	<b>1'35.340</b> 1'35.569	4	0.229
6	<b>3 R. DE ROSA</b>	ITA	Ducati Panigale V2	23.456	23.637 +0.066	24.033	24.356 +0.081	<b>1'35.482</b> 1'35.629	5	0.147
7	<b>54 B. SOFUOGLU</b>	TUR	MV Agusta F3 800 RR	<b>23.276</b> +0.171	<b>23.506</b> +0.136	24.353 +0.016	24.405	<b>1'35.540</b> 1'35.863	10	0.323
8	<b>66 N. TUULI</b>	FIN	Triumph Street Triple RS 765	23.523	23.596 +0.109	24.100 +0.053	24.402	<b>1'35.621</b> 1'35.783	8	0.162
9	<b>94 V. DEBISE</b>	FRA	Yamaha YZF R6	23.520 +0.007	23.598	24.175	24.356	<b>1'35.649</b> 1'35.656	6	0.007
10	<b>50 D. VOSTATEK</b>	CZE	Triumph Street Triple RS 765	23.434	23.736	24.133 +0.004	24.394 +0.138	<b>1'35.697</b> 1'35.839	9	0.142
11	<b>23 M. SCHROETTER</b>	GER	MV Agusta F3 800 RR	23.365	23.746 +0.117	24.271	24.327 +0.059	<b>1'35.709</b> 1'35.885	11	0.176
12	<b>14 L. MAHIAS</b>	FRA	Kawasaki ZX-6R	23.751 +0.108	23.726	24.017	24.367	<b>1'35.861</b> 1'35.969	12	0.108
13	<b>28 G. VAN STRAALLEN</b>	NED	Yamaha YZF R6	23.638 +0.120	23.728 +0.037	24.065	24.510 +0.006	<b>1'35.941</b> 1'36.104	14	0.163
14	<b>55 Y. MONTELLA</b>	ITA	Ducati Panigale V2	23.482	23.617	24.242 +0.038	24.611 +0.010	<b>1'35.952</b> 1'36.000	13	0.048
15	<b>29 N. SPINELLI</b>	ITA	Yamaha YZF R6	23.708 +0.166	23.806 +0.023	24.146	24.388	<b>1'36.048</b> 1'36.237	15	0.189
16	<b>71 T. EDWARDS</b>	AUS	Yamaha YZF R6	23.534	23.820 +0.084	24.449	24.334 +0.227	<b>1'36.137</b> 1'36.448	16	0.311
17	<b>69 T. BOOTH-AMOS</b>	GBR	Kawasaki ZX-6R	23.762 +0.180	23.816 +0.012	24.248	24.495	<b>1'36.321</b> 1'36.513	17	0.192
18	<b>73 M. KOFLER</b>	AUT	Ducati Panigale V2	23.779 +0.010	23.770 +0.062	24.341 +0.239	24.566 +0.166	<b>1'36.456</b> 1'36.933	22	0.477
19	<b>95 T. MACKENZIE</b>	GBR	Honda CBR600RR	23.816	23.767 +0.115	24.379	24.595 +0.232	<b>1'36.557</b> 1'36.904	19	0.347
20	<b>68 L. POWER</b>	AUS	Kawasaki ZX-6R	23.753 +0.053	23.818 +0.175	24.258	24.859 +0.014	<b>1'36.688</b> 1'36.930	21	0.242
21	<b>47 A. KOFLER</b>	AUT	Ducati Panigale V2	23.762	23.909 +0.087	24.541	24.589 +0.158	<b>1'36.801</b> 1'37.046	25	0.245
22	<b>25 A. VERDOIA</b>	FRA	Yamaha YZF R6	23.848	23.942 +0.074	24.447 +0.001	24.605	<b>1'36.842</b> 1'36.917	20	0.075
23	<b>17 J. MCPHEE</b>	GBR	Kawasaki ZX-6R	23.720 +0.093	23.975 +0.008	24.492	24.684 +0.035	<b>1'36.871</b> 1'37.007	24	0.136
24	<b>36 T. GRADINGER</b>	AUT	Yamaha YZF R6	23.724	23.985	24.483	24.686	<b>1'36.878</b> 1'36.878	18	
25	<b>48 L. DALLA PORTA</b>	ITA	Yamaha YZF R6	23.615	24.013 +0.083	24.597	24.672 +0.017	<b>1'36.897</b> 1'36.997	23	0.100
26	<b>27 A. DIAZ</b>	ESP	Yamaha YZF R6	23.813 +0.291	24.078	24.318	24.694 +0.067	<b>1'36.903</b> 1'37.261	27	0.358
27	<b>22 F. FULIGNI</b>	ITA	Ducati Panigale V2	23.682 +0.089	24.044 +0.005	24.504 +0.030	24.732 +0.027	<b>1'36.962</b> 1'37.113	26	0.151
28	<b>51 A. SARMOON</b>	THA	Yamaha YZF R6	23.905 +0.182	24.037	24.547	24.605	<b>1'37.094</b> 1'37.276	28	0.182
29	<b>16 Y. OKAYA</b>	JPN	Kawasaki ZX-6R	23.739 +0.183	24.075 +0.150	24.747 +0.012	24.661	<b>1'37.222</b> 1'37.567	29	0.345
30	<b>7 A. NORRODIN</b>	MAS	Honda CBR600RR	23.988 +0.259	24.131	24.725	24.807	<b>1'37.651</b> 1'37.910	30	0.259
31	<b>98 M. ABE</b>	JPN	Yamaha YZF R6	24.158 +0.024	24.471 +0.117	25.130 +0.056	25.276 +0.013	<b>1'39.035</b> 1'39.245	31	0.210
<b>Overall Ideal Time</b>				23.276	23.506	23.926	24.217	<b>1'34.925</b>		

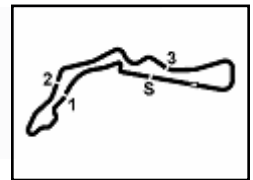
28/07/2023

These data/results cannot be reproduced, stored and/or transmitted in whole or in part by any manner of electronic, mechanical, photocopying, recording, broadcasting or otherwise now known or herein after developed without the previous express consent by the copyright owner, except for reproduction in daily press and regular printed publications on sale to the public within 60 days of the event related to those data/results and always provided that copyright symbol appears together as follows below.

© DORNA WSBK ORGANIZATION Srl 2023

FICR PERUGIA TIMING





Autodrom Most 4.212 m

**Acerbis Czech Round, 28-30 July 2023**  
**Chronological Analysis Free Practice 2nd Session**

1 / 7

1° 11 N. BULEGA [1'35.266]							
Lap	Seg1	Seg2	Seg3	Seg4	Lap Time	km/h	Local Time
1		25.394	24.649	24.503			16:03'32.025
2	23.706	23.971	24.566	24.970	1'37.213	253,0	16:05'09.238
3	23.585	23.938	24.285	24.382	1'36.190	251,8	16:06'45.428
4	23.546	23.796	24.093	24.392	1'35.827	<b>255,3</b>	16:08'21.255
5	23.580	24.063	24.168	24.330	1'36.141	254,8	16:09'57.396
6	23.582	23.697	24.036	24.317	1'35.632	253,0	16:11'33.028
7	23.594	23.745	24.116	24.471	1'35.926	251,3	16:13'08.954
8	23.568	23.694	24.242	24.519	1'36.023	248,4	16:14'44.977
9	26.873	27.252	24.488	24.485	1'43.098C	249,5	16:16'28.075
10	23.591	23.783	24.067	24.384	1'35.825	251,8	16:18'03.900
11	23.490	23.621	24.067	24.294	1'35.472	250,7	16:19'39.372
12	23.479	23.747	24.123	24.324	1'35.673	252,4	16:21'15.045
13	23.436	23.785	24.072	24.432	1'35.725	251,8	16:22'50.770
14	23.334	23.721	24.143	24.335	1'35.533C	249,5	16:24'26.300
15	29.931	27.987	30.920	44.597	2'13.435CP	249,0	16:26'39.738
16	17'14.618	24.530	24.202	24.469	18'27.819P		16:45'07.557
17	23.639	23.625	<b>23.926</b>	24.219	1'35.409	247,3	16:46'42.966
18	23.563	23.611	23.982	24.326	1'35.482	250,1	16:48'18.448
19	23.342	23.651	24.091	<b>24.217</b>	1'35.301	249,5	16:49'53.749
20	23.353	23.690	24.056	24.225	1'35.324	251,8	16:51'29.073
21	<b>23.289</b>	23.678	24.065	24.232	1'35.264C	251,3	16:53'04.337
22	23.476	<b>23.576</b>	23.953	24.261	<b>1'35.266</b>	251,8	16:54'39.603
23	23.539	23.829	24.276	24.440	1'36.084	253,6	16:56'15.687
24	23.542	23.579	24.399	24.381	1'35.901C	251,3	16:57'51.588
25	23.612	23.730	24.519	24.529	1'36.390	253,6	16:59'27.978

7	26.431	23.859	24.351	24.504	1'39.145C	249,5	16:13'10.798
8	23.535	23.812	24.372	24.500	1'36.219	250,7	16:14'47.017
9	23.504	23.871	24.377	24.562	1'36.314	250,1	16:16'23.331
10	23.608	23.841	24.612	24.481	1'36.542	249,5	16:17'59.873
11	23.514	23.715	24.371	24.528	1'36.128	249,5	16:19'36.001
12	23.487	23.824	25.238	27.004	1'39.553	251,3	16:21'15.554
13	23.388	23.701	24.254	24.386	1'35.729	253,6	16:22'51.283
14	<b>23.297</b>	23.674	24.391	24.377	1'35.739C	252,4	16:24'27.022
15	23.429	23.691	26.924	41.947	1'55.991CP	251,3	16:26'23.013
16	14'48.561	24.295	24.703	24.787	16'02.346P		16:42'25.359
17	23.707	23.883	24.476	24.538	1'36.604	246,7	16:44'01.963
18	23.606	23.832	24.319	24.488	1'36.245	246,2	16:45'38.208
19	23.442	23.718	24.465	24.491	1'36.116	248,4	16:47'14.324
20	32.571	30.401	25.145	25.248	1'53.365	249,0	16:49'07.689
21	23.487	23.638	24.360	24.528	1'36.013	249,5	16:50'43.702
22	23.353	23.712	24.150	24.540	1'35.755	249,5	16:52'19.457
23	23.305	23.717	24.263	24.409	1'35.694	250,1	16:53'55.151
24	23.413	23.631	24.233	24.574	1'35.851	249,0	16:55'31.002
25	23.555	23.681	24.178	24.658	1'36.072	247,3	16:57'07.074
26	23.349	<b>23.571</b>	<b>24.082</b>	24.515	<b>1'35.517</b>	247,9	16:58'42.591
27	23.469	23.705	24.356	24.480	1'36.010	248,4	17:00'18.601

2° 99 A. HUERTAS [1'35.483]							
Lap	Seg1	Seg2	Seg3	Seg4	Lap Time	km/h	Local Time
1		24.637	24.653	24.715			16:02'21.952
2	23.830	23.881	24.417	24.581	1'36.709	247,9	16:03'58.661
3	23.787	23.992	25.170	24.621	1'37.570	248,4	16:05'36.231
4	23.789	23.806	24.313	24.562	1'36.470	248,4	16:07'12.701
5	23.658	23.942	24.200	24.517	1'36.317	248,4	16:08'49.018
6	23.610	23.849	24.114	24.589	1'36.162	248,4	16:10'25.180
7	23.848	23.772	24.322	24.452	1'36.394	247,9	16:12'01.574
8	25.029	25.203	25.101	39.648	1'54.981P	249,0	16:13'56.555
9	6'19.872	24.277	24.200	24.511	7'32.860CP		16:21'29.415
10	23.764	23.839	24.058	24.366	1'36.027	244,5	16:23'05.442
11	23.627	23.792	24.170	24.369	1'35.958C	247,9	16:24'41.400
12	23.753	24.029	25.665	38.063	1'51.510CP	247,9	16:26'32.910
13	13'44.266	23.834	24.417	24.426	14'56.943P		16:41'29.853
14	23.512	23.621	23.988	24.362	<b>1'35.483</b>	250,1	16:43'05.336
15	<b>23.501</b>	23.609	<b>23.980</b>	24.424	1'35.514	<b>255,9</b>	16:44'40.850
16	23.642	23.633	24.303	24.404	1'35.982	252,4	16:46'16.832
17	23.725	<b>23.545</b>	24.079	24.441	1'35.790	253,6	16:47'52.622
18	23.736	23.692	24.277	24.388	1'36.093	247,3	16:49'28.715
19	23.545	23.628	24.039	<b>24.289</b>	1'35.501	249,0	16:51'04.216
20	23.545	23.609	24.033	24.725	1'35.912C	249,0	16:52'40.128
21	23.592	23.605	24.205	24.344	1'35.746	247,3	16:54'15.874
22	23.641	23.553	24.125	24.429	1'35.748	247,9	16:55'51.622
23	23.579	23.625	24.015	24.416	1'35.635	243,5	16:57'27.257
24	23.608	23.614	24.023	24.397	1'35.642	245,6	16:59'02.899

4° 9 J. NAVARRO [1'35.569]							
Lap	Seg1	Seg2	Seg3	Seg4	Lap Time	km/h	Local Time
1		26.255	25.111	25.450			16:02'00.326
2	23.701	30.765	27.907	24.821	1'47.194	250,7	16:03'47.520
3	23.587	24.116	24.718	24.655	1'37.076	249,5	16:05'24.596
4	23.780	24.257	24.331	24.507	1'36.875	250,7	16:07'01.471
5	23.543	23.842	24.386	24.489	1'36.260	251,8	16:08'37.731
6	23.588	23.928	24.342	24.708	1'36.566	252,4	16:10'14.297
7	26.839	25.068	24.681	24.639	1'41.227C	250,7	16:11'55.524
8	23.547	27.229	25.257	39.807	1'55.840P	249,0	16:13'51.364
9	9'44.557	24.724	25.160	24.507	10'58.948CP		16:24'50.312
10	23.672	25.857	25.816	40.593	1'55.938CP	246,7	16:26'46.250
11	13'21.428	24.384	24.747	24.686	14'35.245P		16:41'21.495
12	23.497	23.992	24.441	24.529	1'36.459	<b>255,9</b>	16:42'57.954
13	23.606	23.858	24.269	24.503	1'36.236	251,3	16:44'34.190
14	23.593	23.969	24.401	24.392	1'36.355	249,5	16:46'10.545
15	23.392	23.819	24.153	<b>24.332</b>	1'35.696	251,3	16:47'46.241
16	28.291	27.037	24.586	24.463	1'44.377C	252,4	16:49'30.618
17	23.368	23.797	24.163	24.485	1'35.813	251,3	16:51'06.431
18	28.796	24.976	24.415	24.618	1'42.805C	253,0	16:52'49.236
19	23.425	23.725	25.019	41.898	1'54.067	250,7	16:54'43.303
20	23.461	23.693	<b>24.031</b>	24.384	<b>1'35.569</b>	251,3	16:56'18.872
21	<b>23.324</b>	<b>23.653</b>	24.404	24.455	1'35.836C	251,3	16:57'54.708
22	24.566	28.059	24.737	25.147	1'42.509	253,6	16:59'37.217

3° 64 F. CARICASULO [1'35.517]							
Lap	Seg1	Seg2	Seg3	Seg4	Lap Time	km/h	Local Time
1		25.177	25.213	24.740			16:03'29.976
2	23.789	24.001	24.734	24.543	1'37.067	249,5	16:05'07.043
3	23.718	23.723	24.472	24.437	1'36.350	250,7	16:06'43.393
4	23.470	23.653	24.489	<b>24.324</b>	1'35.936	252,4	16:08'19.329
5	23.493	23.814	24.140	24.329	1'35.776	<b>255,9</b>	16:09'55.105
6	23.521	23.779	24.635	24.613	1'36.548	249,5	16:11'31.653

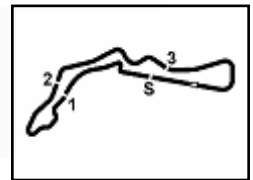
5° 3 R. DE ROSA [1'35.629]							
Lap	Seg1	Seg2	Seg3	Seg4	Lap Time	km/h	Local Time
1		26.136	25.714	25.120			16:02'43.882
2	24.150	24.104	24.391	24.619	1'37.264	246,2	16:04'21.146
3	23.853	25.109	24.710	24.772	1'38.444	249,0	16:05'59.590
4	23.737	24.021	24.155	24.428	1'36.341	249,0	16:07'35.931
5	23.765	23.849	24.082	24.484	1'36.180	249,0	16:09'12.111
6	23.661	23.819	24.092	24.528	1'36.100	247,3	16:10'48.211
7	23.856	23.823	24.120	24.523	1'36.322C	247,3	16:12'24.533
8	23.889	23.829	25.097	25.551	1'38.366	248,4	16:14'02.899
9	23.809	23.736	24.159	24.855	1'36.559	246,2	16:15'39.458
10	23.641	23.866	24.217	24.492	1'36.216	247,9	16:17'15.674
11	23.643	23.846	24.089	24.518	1'36.096	247,9	16:18'51.770
12	23.678	23.792	24.168	<b>24.356</b>	1'35.994	248,4	16:20'27.764
13	23.615	23.771	24.114	24.443	1'35.943	248,4	16:22'03.707
14	23.510	23.866	24.210	24.482	1'36.068	247,9	16:23'39.775

28/07/2023 P = Pits In/Out - C = Lap Time Cancelled

These data/results cannot be reproduced, stored and/or transmitted in whole or in part by any manner of electronic, mechanical, photocopying, recording, broadcasting or otherwise now known or herein after developed without the previous express consent by the copyright owner, except for reproduction in daily press and regular printed publications on sale to the public within 60 days of the event related to those data/results and always provided that copyright symbol appears together as follows below.

© DORNA WSBK ORGANIZATION Srl 2023





**Acerbis Czech Round, 28-30 July 2023**  
**Chronological Analysis Free Practice 2nd Session**

15	23.613	23.742	24.287	24.435	1'36.077C	249,0	16:25'15.852
16	29.049	28.724	28.071	45.064	2'10.908CP	248,4	16:27'26.760
17	12'31.449	25.606	25.498	25.197	13'47.750P		16:41'14.510
18	23.866	23.988	24.357	24.575	1'36.786	246,7	16:42'51.296
19	23.619	23.951	24.102	24.468	1'36.140	248,4	16:44'27.436
20	29.090	24.585	25.058	41.834	2'00.567CP	247,3	16:46'28.003
21	5'23.210	25.939	24.421	24.432	6'38.002CP		16:53'06.005
22	<b>23.456</b>	23.703	<b>24.033</b>	24.437	<b>1'35.629</b>	250,1	16:54'41.634
23	23.600	<b>23.637</b>	24.162	24.529	1'35.928	<b>251,3</b>	16:56'17.562
24	23.483	23.879	24.124	24.804	1'36.290C	250,7	16:57'53.852
25	23.532	23.888	24.286	24.383	1'36.089	250,1	16:59'29.941

8° 66 N. TUULI [1'35.783]							
Lap	Seg1	Seg2	Seg3	Seg4	Lap Time	km/h	Local Time
1		26.027	25.569	25.340			16:02'44.704
2	23.837	24.000	24.525	24.732	1'37.094	248,4	16:04'21.798
3	23.623	24.931	24.783	24.746	1'38.083	250,1	16:05'59.881
4	23.635	24.064	24.404	24.530	1'36.633	<b>254,8</b>	16:07'36.514
5	23.679	23.721	24.258	24.531	1'36.189	250,1	16:09'12.703
6	<b>23.523</b>	23.671	24.241	24.457	1'35.892	249,0	16:10'48.595
7	23.864	23.734	24.920	41.307	1'53.825CP	249,5	16:12'42.420
8	11'25.481	26.821	24.956	25.053	12'42.311CP		16:25'24.731
9	24.794	24.778	27.794	43.813	2'01.179CP	244,5	16:27'25.910
10	12'21.099	25.329	25.205	25.050	13'36.683P		16:41'02.593
11	23.845	24.088	24.568	24.728	1'37.229	245,1	16:42'39.822
12	23.739	23.937	24.507	24.825	1'37.008	246,7	16:44'16.830
13	23.763	23.771	24.566	24.601	1'36.701	245,1	16:45'53.531
14	25.026	25.245	24.831	40.771	1'55.873P	250,1	16:47'49.404
15	4'36.153	28.395	24.780	24.710	5'54.038P		16:53'43.442
16	23.536	23.701	<b>24.100</b>	24.546	1'35.883	247,3	16:55'19.325
17	23.540	<b>23.596</b>	24.346	24.535	1'36.017	247,3	16:56'55.342
18	<b>23.523</b>	23.705	24.153	<b>24.402</b>	<b>1'35.783</b>	246,7	16:58'31.125
19	23.623	<b>23.596</b>	24.140	24.499	1'35.858	246,7	17:00'06.983

6° 94 V. DEBISE [1'35.656]							
Lap	Seg1	Seg2	Seg3	Seg4	Lap Time	km/h	Local Time
1		24.509	24.762	24.826			16:01'43.590
2	23.937	24.344	24.456	24.621	1'37.358	246,2	16:03'20.948
3	<b>23.520</b>	23.871	24.255	24.663	1'36.309	249,5	16:04'57.257
4	23.708	23.907	24.368	24.774	1'36.757	254,8	16:06'34.014
5	23.777	23.806	24.358	24.646	1'36.587	247,9	16:08'10.601
6	23.654	23.820	24.290	24.619	1'36.383	249,0	16:09'46.984
7	23.577	23.840	25.573	39.382	1'52.372P	247,3	16:11'39.356
8	5'53.246	24.705	24.740	24.852	7'07.543P		16:18'46.899
9	23.736	23.919	24.356	24.677	1'36.688	246,2	16:20'23.587
10	23.740	23.896	24.317	24.649	1'36.602	247,3	16:22'00.189
11	23.621	23.842	24.658	38.045	1'50.166P	246,7	16:23'50.355
12	15'41.619	24.801	24.779	24.853	16'56.052P		16:40'46.407
13	23.815	24.020	25.298	26.003	1'39.136	245,1	16:42'25.543
14	23.819	23.868	24.486	24.558	1'36.731	250,1	16:44'02.274
15	24.132	23.816	24.452	24.510	1'36.910	249,5	16:45'39.184
16	23.620	23.754	24.367	24.419	1'36.160	<b>255,9</b>	16:47'15.344
17	23.939	23.729	24.296	24.670	1'36.634	251,3	16:48'51.978
18	23.673	23.771	24.304	24.550	1'36.298	247,9	16:50'28.276
19	24.818	24.409	24.518	37.986	1'51.731P	249,5	16:52'20.007
20	2'21.973	24.162	24.345	24.682	3'35.162P		16:55'55.169
21	23.527	<b>23.598</b>	<b>24.175</b>	<b>24.356</b>	<b>1'35.656</b>	247,9	16:57'30.825
22	23.922	23.809	24.181	24.507	1'36.419	253,6	16:59'07.244

9° 50 O. VOSTATEK [1'35.839]							
Lap	Seg1	Seg2	Seg3	Seg4	Lap Time	km/h	Local Time
1		25.209	24.998	25.321			16:01'51.191
2	24.095	24.869	25.371	24.814	1'39.149	249,0	16:03'30.340
3	23.879	24.118	24.452	24.697	1'37.146	254,8	16:05'07.486
4	23.960	23.986	24.393	24.602	1'36.941	253,0	16:06'44.427
5	23.783	23.833	24.290	24.592	1'36.498	253,0	16:08'20.925
6	23.782	24.310	24.409	24.591	1'37.092	252,4	16:09'58.017
7	23.844	23.818	24.242	24.564	1'36.468	253,0	16:11'34.485
8	25.417	24.415	25.190	43.044	1'58.066CP	250,7	16:13'32.551
9	5'03.149	24.209	24.401	24.716	6'16.475P		16:19'49.026
10	23.531	24.270	24.506	24.479	1'36.786	249,5	16:21'25.812
11	23.532	23.809	24.227	24.838	1'36.406	250,7	16:23'02.218
12	23.548	23.779	24.328	24.528	1'36.183C	255,9	16:24'38.401
13	26.066	25.324	25.774	39.063	1'56.227CP	250,1	16:26'34.628
14	13'00.637	25.843	24.915	24.680	14'16.075P		16:40'50.703
15	23.649	24.016	24.422	24.550	1'36.637	<b>258,4</b>	16:42'27.340
16	23.609	24.006	24.227	24.429	1'36.271	250,1	16:44'03.611
17	23.672	23.889	<b>24.133</b>	25.054	1'36.748	249,5	16:45'40.359
18	23.564	23.743	24.258	24.418	1'35.983	250,7	16:47'16.342
19	23.589	23.817	24.152	24.433	1'35.991	251,8	16:48'52.333
20	23.597	23.765	24.271	24.438	1'36.071	254,8	16:50'28.404
21	23.872	23.760	24.259	24.481	1'36.372	250,1	16:52'04.776
22	23.573	23.961	24.217	<b>24.394</b>	1'36.145	251,3	16:53'40.921
23	<b>23.434</b>	<b>23.736</b>	24.137	24.532	<b>1'35.839</b>	251,8	16:55'16.760
24	23.512	23.858	24.309	24.499	1'36.178	250,7	16:56'52.938
25	26.911	24.032	24.670	24.963	1'40.576C	250,1	16:58'33.514

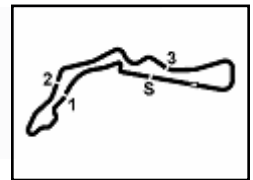
7° 62 S. MANZI [1'35.669]							
Lap	Seg1	Seg2	Seg3	Seg4	Lap Time	km/h	Local Time
1		24.886	24.323	24.577			16:03'26.279
2	23.695	24.261	24.160	24.534	1'36.650	247,9	16:05'02.929
3	24.703	24.254	24.387	24.596	1'37.940	247,9	16:06'40.869
4	23.678	24.138	24.242	24.494	1'36.552	249,5	16:08'17.421
5	23.647	23.764	24.024	24.434	1'35.869	248,4	16:09'53.290
6	31.423	25.315	24.488	24.507	1'45.733	246,2	16:11'39.023
7	23.542	23.762	24.063	24.438	1'35.805	247,3	16:13'14.828
8	23.534	23.689	23.994	24.452	<b>1'35.669</b>	247,9	16:14'50.497
9	23.535	23.808	24.045	24.455	1'35.843	247,3	16:16'26.340
10	23.492	23.761	24.188	24.435	1'35.876	248,4	16:18'02.216
11	23.448	23.806	24.137	<b>24.397</b>	1'35.788	247,3	16:19'38.004
12	23.453	23.714	24.171	24.575	1'35.913	249,0	16:21'13.917
13	23.564	26.206	25.568	24.585	1'39.923	247,3	16:22'53.840
14	23.502	23.711	23.992	24.445	1'35.650C	247,3	16:24'29.490
15	<b>23.349</b>	23.653	27.537	43.089	1'57.628CP	247,9	16:26'27.118
16	13'39.196	24.772	25.046	24.624	14'53.638P		16:41'20.756
17	23.680	23.862	24.239	24.533	1'36.314	249,5	16:42'57.070
18	23.722	23.841	24.205	24.527	1'36.295	249,0	16:44'33.365
19	33.964	28.189	27.172	40.977	2'10.302CP	248,4	16:46'43.667
20	3'38.713	24.384	24.308	24.535	4'51.940P		16:51'35.607
21	24.011	23.951	24.712	24.460	1'37.134	249,5	16:53'12.741
22	23.543	23.750	24.015	24.417	1'35.725	249,5	16:54'48.466
23	23.617	23.658	<b>23.961</b>	24.461	1'35.697	248,4	16:56'24.163
24	23.415	23.629	23.963	24.445	1'35.452C	249,0	16:57'59.615

10° 54 B. SOFUOGLU [1'35.863]							
Lap	Seg1	Seg2	Seg3	Seg4	Lap Time	km/h	Local Time
1		24.887	24.924	25.028			16:02'55.540
2	23.746	23.995	24.434	24.763	1'36.938	250,7	16:04'32.478
3	23.544	23.911	24.443	24.506	1'36.404	252,4	16:06'08.882
4	23.387	23.631	26.729	25.524	1'39.271	253,0	16:07'48.153
5	23.453	23.818	24.552	24.619	1'36.442	<b>254,8</b>	16:09'24.595
6	23.648	23.622	24.380	24.664	1'36.314	251,8	16:11'00.909
7	23.395	26.368	25.605	39.318	1'54.686CP	251,3	16:12'55.595
8	5'33.379	24.474	24.779	24.727	6'47.359P		16:19'42.954
9	23.575	23.657	24.541	24.548	1'36.321	251,8	16:21'19.275

28/07/2023 P = Pits In/Out - C = Lap Time Cancelled

These data/results cannot be reproduced, stored and/or transmitted in whole or in part by any manner of electronic, mechanical, photocopying, recording, broadcasting or otherwise now known or herein after developed without the previous express consent by the copyright owner, except for reproduction in daily press and regular printed publications on sale to the public within 60 days of the event related to those data/results and always provided that copyright symbol appears together as follows below.

© DORNA WSBK ORGANIZATION Srl 2023



Autodrom Most 4.212 m

**Acerbis Czech Round, 28-30 July 2023**  
**Chronological Analysis Free Practice 2nd Session**

3 / 7

10	23.392	<b>23.506</b>	24.548	24.644	1'36.090	251,8	16:22'55.365	4	26.524	24.026	24.287	24.758	1'39.595C	249,0	16:06'36.696
11	23.293	23.927	24.658	24.505	1'36.383C	253,6	16:24'31.748	5	23.697	23.827	24.331	24.708	1'36.563	249,5	16:08'13.259
12	23.397	23.727	26.860	43.689	1'57.673CP	<b>254,8</b>	16:26'29.421	6	23.700	23.696	<b>24.242</b>	24.617	1'36.255	<b>250,7</b>	16:09'49.514
13	13'05.627	25.370	25.075	24.882	14'20.954P		16:40'50.375	7	23.595	23.943	24.382	24.627	1'36.547	249,0	16:11'26.061
14	23.541	23.742	<b>24.353</b>	24.653	1'36.289	250,1	16:42'26.664	8	<b>23.482</b>	<b>23.617</b>	24.280	24.621	<b>1'36.000</b>	247,3	16:13'02.061
15	23.447	23.642	24.369	<b>24.405</b>	<b>1'35.863</b>	253,0	16:44'02.527	9	23.529	23.905	24.264	24.614	1'36.312	247,9	16:14'38.373
16	23.596	23.776	24.499	24.710	1'36.581	254,2	16:45'39.108	10	23.607	23.808	24.411	<b>24.611</b>	1'36.437	248,4	16:16'14.810
17	23.396	23.694	24.445	24.513	1'36.048	253,6	16:47'15.156	11	23.536	23.737	34.668	38.664	2'00.605P	248,4	16:18'15.415
18	23.514	23.686	24.496	24.609	1'36.305	253,6	16:48'51.461	12	22'14.411	24.357	24.671	24.844	23'28.283P		16:41'43.698
19	<b>23.276</b>	23.754	24.584	24.573	1'36.187	252,4	16:50'27.648	13	23.608	23.857	24.546	24.810	1'36.821	248,4	16:43'20.519
20	23.463	23.793	24.541	24.537	1'36.334	252,4	16:52'03.982	14	23.694	23.854	24.392	24.779	1'36.719	246,7	16:44'57.238
21	23.347	23.648	24.384	24.655	1'36.034	253,0	16:53'40.016	15	23.646	24.056	25.103	37.221	1'50.026P	246,7	16:46'47.264
22	23.453	23.644	24.389	24.641	1'36.127	251,8	16:55'16.143	16	4'12.459	25.976	25.719	37.577	5'41.731P		16:52'28.995
23	25.423	29.117	26.727	40.128	2'01.395P	251,8	16:57'17.538	17	6'32.818	25.160	24.518	24.812	7'47.308CP		17:00'16.303
24	1'41.015	25.055	25.394	25.117	2'56.581P		17:00'14.119								

11° 23 M. SCHROETTER [1'35.885]							
Lap	Seg1	Seg2	Seg3	Seg4	Lap Time	km/h	Local Time
1		24.800	24.865	25.087			16:02'55.931
2	23.658	24.034	24.445	24.509	1'36.646	253,0	16:04'32.577
3	23.624	24.020	24.451	24.452	1'36.547	255,9	16:06'09.124
4	23.500	23.953	24.608	24.549	1'36.610	<b>257,1</b>	16:07'45.734
5	26.592	24.095	24.496	24.572	1'39.755	251,8	16:09'25.489
6	23.558	23.838	24.387	24.354	1'36.137	250,7	16:11'01.626
7	23.432	25.415	24.937	40.281	1'54.065CP	253,0	16:12'55.691
8	7'11.362	24.448	24.734	24.672	8'25.216P		16:21'20.907
9	23.587	23.941	24.674	24.610	1'36.812	250,1	16:22'57.719
10	23.633	24.009	24.782	24.670	1'37.094C	250,7	16:24'34.813
11	23.745	24.038	26.824	42.739	1'57.346CP	249,5	16:26'32.159
12	13'41.095	24.416	26.144	24.808	14'56.463P		16:41'28.622
13	23.636	23.956	24.539	24.496	1'36.627	250,7	16:43'05.249
14	24.019	23.902	24.553	24.615	1'37.089	251,3	16:44'42.338
15	23.684	23.920	24.409	24.447	1'36.460	250,7	16:46'18.798
16	23.510	23.928	24.329	<b>24.327</b>	1'36.094	252,4	16:47'54.892
17	23.602	27.299	25.216	25.506	1'41.623	253,0	16:49'36.515
18	23.556	23.854	24.392	24.420	1'36.222	249,0	16:51'12.737
19	28.522	28.051	26.216	24.667	1'47.456C	253,0	16:53'00.193
20	23.540	23.888	24.429	24.435	1'36.292	250,7	16:54'36.485
21	23.421	23.802	24.322	24.365	1'35.910	251,8	16:56'12.395
22	23.374	<b>23.746</b>	24.420	24.273	1'35.813C	251,3	16:57'48.208
23	<b>23.365</b>	23.863	<b>24.271</b>	24.386	<b>1'35.885</b>	255,3	16:59'24.093

14° 28 G. VAN STRAALEN [1'36.104]							
Lap	Seg1	Seg2	Seg3	Seg4	Lap Time	km/h	Local Time
1			24.724	25.010	24.935		16:03'06.186
2	24.086	24.375	24.436	24.714	1'37.611	246,2	16:04'43.797
3	23.764	23.891	24.686	24.734	1'37.075	247,3	16:06'20.872
4	23.816	23.934	24.411	24.605	1'36.766	248,4	16:07'57.638
5	23.806	23.963	24.404	24.591	1'36.764	248,4	16:09'34.402
6	23.687	23.812	24.101	24.652	1'36.252	246,2	16:11'10.654
7	23.787	<b>23.728</b>	24.217	24.704	1'36.436C	246,7	16:12'47.090
8	23.720	23.795	24.293	42.101	1'53.909P	247,3	16:14'40.999
9	6'15.225	24.191	24.719	24.800	7'28.935P		16:22'09.934
10	23.926	23.892	24.268	24.657	1'36.743	244,0	16:23'46.677
11	23.654	23.762	24.711	24.688	1'36.815C	245,6	16:25'23.492
12	24.644	25.758	27.963	40.560	1'58.925CP	245,6	16:27'22.417
13	12'49.527	24.357	24.977	24.753	14'03.614P		16:41'26.031
14	<b>23.638</b>	23.967	24.394	24.945	1'36.944	249,0	16:43'02.975
15	23.702	24.257	27.390	24.722	1'40.071	248,4	16:44'43.046
16	24.087	24.158	24.388	24.647	1'37.280	<b>250,7</b>	16:46'20.326
17	35.829	24.407	24.566	24.810	1'49.612C	250,1	16:48'09.938
18	23.824	23.962	24.440	24.725	1'36.951	246,2	16:49'46.889
19	23.754	23.931	24.902	38.576	1'51.163P	248,4	16:51'38.052
20	3'02.686	24.300	24.491	24.829	4'16.306P		16:55'54.358
21	23.716	23.729	24.345	<b>24.510</b>	1'36.300	245,6	16:57'30.658
22	23.758	23.765	<b>24.065</b>	24.516	<b>1'36.104</b>	248,4	16:59'06.762

12° 14 L. MAHIAS [1'35.969]							
Lap	Seg1	Seg2	Seg3	Seg4	Lap Time	km/h	Local Time
1		24.351	24.473	25.226			16:02'57.063
2	23.869	23.808	24.191	24.643	1'36.511	245,1	16:04'33.574
3	23.859	<b>23.726</b>	<b>24.017</b>	<b>24.367</b>	<b>1'35.969</b>	248,4	16:06'09.543
4	<b>23.751</b>	23.872	24.209	24.477	1'36.309	<b>249,5</b>	16:07'45.852
5	23.934	23.966	24.171	24.722	1'36.793	<b>249,5</b>	16:09'22.645
6	23.850	23.808	24.182	24.557	1'36.397	244,5	16:10'59.042
7	23.820	23.753	24.171	24.771	1'36.515C	245,1	16:12'35.557
8	23.901	23.950	24.285	24.658	1'36.794	243,5	16:14'12.351
9	23.797	23.741	24.199	24.653	1'36.390	244,0	16:15'48.741
10	23.778	23.826	24.229	25.545	1'37.378	245,6	16:17'26.119
11	24.274	24.654	25.084	24.637	1'38.649	238,7	16:19'04.768
12	23.810	23.808	24.376	24.569	1'36.563	244,5	16:20'41.331
13	23.817	23.859	24.357	24.571	1'36.604	244,5	16:22'17.935

15° 29 N. SPINELLI [1'36.237]							
Lap	Seg1	Seg2	Seg3	Seg4	Lap Time	km/h	Local Time
1							16:00'26.160
2	43.007	24.938	25.410	26.403	1'59.758P		16:02'25.918
3	24.272	24.224	24.705	24.974	1'38.175	244,0	16:04'04.093
4	24.141	24.101	24.541	24.823	1'37.606	245,1	16:05'41.699
5	23.986	24.060	24.912	24.746	1'37.704	247,9	16:07'19.403
6	24.434	25.535	25.752	26.609	1'42.330	248,4	16:09'01.733
7	24.192	24.104	24.849	25.314	1'38.459	245,1	16:10'40.192
8	24.102	23.983	24.623	24.890	1'37.598C	242,4	16:12'17.790
9	24.099	24.046	24.447	24.881	1'37.473	242,9	16:13'55.263
10	27.689	25.868	25.556	25.312	1'44.425C	242,9	16:15'39.688
11	23.997	24.026	24.445	24.777	1'37.245	247,3	16:17'16.933
12	23.983	24.084	25.438	39.489	1'52.994P	244,5	16:19'09.927
13	4'55.937	25.372	26.174	27.683	6'15.166CP		16:25'25.093
14	25.424	25.408	26.489	44.780	2'02.101CP	235,6	16:27'27.194
15	12'29.465	26.975	28.399	30.286	13'55.125P		16:41'22.319
16	25.675	25.010	24.580	25.512	1'40.777	247,9	16:43'03.096
17	24.062	24.106	24.521	24.861	1'37.550	<b>251,8</b>	16:44'40.646
18	24.253	23.969	25.396	25.246	1'38.864	244,0	16:46'19.510
19	23.825	23.894	24.214	24.512	1'36.445	247,3	16:47'55.955
20	<b>23.708</b>	25.201	25.461	26.561	1'40.931	247,9	16:49'36.886
21	23.874	23.829	<b>24.146</b>	<b>24.388</b>	<b>1'36.237</b>	249,0	16:51'13.123

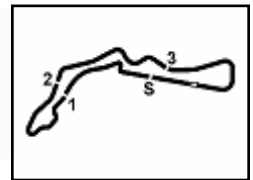
13° 55 Y. MONTELLA [1'36.000]							
Lap	Seg1	Seg2	Seg3	Seg4	Lap Time	km/h	Local Time
1		24.947	24.872	24.921			16:01'42.515
2	23.920	24.045	24.596	25.001	1'37.562	247,9	16:03'20.077
3	23.745	23.959	24.495	24.825	1'37.024	247,9	16:04'57.101

28/07/2023 P = Pits In/Out - C = Lap Time Cancelled

These data/results cannot be reproduced, stored and/or transmitted in whole or in part by any manner of electronic, mechanical, photocopying, recording, broadcasting or otherwise now known or herein after developed without the previous express consent by the copyright owner, except for reproduction in daily press and regular printed publications on sale to the public within 60 days of the event related to those data/results and always provided that copyright symbol appears together as follows below.

© DORNA WSBK ORGANIZATION Srl 2023





Autodrom Most 4.212 m

**Acerbis Czech Round, 28-30 July 2023**  
**Chronological Analysis Free Practice 2nd Session**

4 / 7

22	23.955	23.839	26.531	26.710	1'41.035C	250,7	16:52'54.158	11	23.907	24.203	24.902	24.904	1'37.916	245,6	16:20'56.368
23	23.908	23.884	24.315	25.112	1'37.219	246,7	16:54'31.377	12	23.954	24.237	26.295	25.186	1'39.672	245,6	16:22'36.040
24	23.799	<b>23.806</b>	24.280	24.498	1'36.383	247,9	16:56'07.760	13	24.309	24.457	25.625	40.218	1'54.609CP	245,6	16:24'30.649
25	28.911	24.772	24.732	24.900	1'43.315C	249,0	16:57'51.075	14	15'07.146	27.550	25.696	25.081	16'25.473P		16:40'56.122
26	23.770	23.883	24.270	24.726	1'36.649	248,4	16:59'27.724	15	35.480	24.939	25.135	24.889	1'50.443C	246,2	16:42'46.565

**16° 71 T. EDWARDS [1'36.448]**

Lap	Seg1	Seg2	Seg3	Seg4	Lap Time	km/h	Local Time
1							16:00'08.659
2	44.312	30.011	29.913	25.987	2'10.223P		16:02'18.882
3	28.100	24.701	25.321	25.436	1'43.558C	249,0	16:04'02.440
4	23.919	24.302	25.174	24.967	1'38.362	249,5	16:05'40.802
5	23.941	24.714	25.460	24.744	1'38.859	248,4	16:07'19.661
6	24.007	24.822	26.224	24.736	1'39.789	253,0	16:08'59.450
7	24.115	24.880	25.385	38.326	1'52.706P	249,5	16:10'52.156
8	4'11.129	24.468	25.106	24.837	5'25.540P		16:16'17.696
9	24.018	24.107	24.821	24.668	1'37.614	243,5	16:17'55.310
10	23.972	23.971	24.757	24.529	1'37.229	247,3	16:19'32.539
11	23.855	24.071	24.617	24.637	1'37.180	248,4	16:21'09.719
12	23.876	30.326	25.728	24.680	1'44.610	246,7	16:22'54.329
13	23.707	<b>23.820</b>	24.526	24.639	1'36.692C	250,1	16:24'31.021
14	23.743	23.958	26.581	41.213	1'55.495CP	248,4	16:26'26.516
15	13'07.999	26.168	25.211	24.716	14'24.094P		16:40'50.610
16	23.600	23.960	24.826	24.459	1'36.845C	<b>254,2</b>	16:42'27.455
17	23.916	24.000	25.090	24.638	1'37.644	253,6	16:44'05.099
18	23.994	23.976	24.549	24.479	1'36.998	249,0	16:45'42.097
19	23.681	23.846	24.588	<b>24.334</b>	1'36.449	251,3	16:47'18.546
20	23.692	24.000	27.405	34.514	1'49.611	<b>254,2</b>	16:49'08.157
21	<b>23.534</b>	23.904	<b>24.449</b>	24.561	<b>1'36.448</b>	249,5	16:50'44.605
22	23.587	23.859	1'15.441	54.362	2'57.249P	249,5	16:53'41.854

**19° 95 T. MACKENZIE [1'36.904]**

Lap	Seg1	Seg2	Seg3	Seg4	Lap Time	km/h	Local Time
1							16:01'55.806
2	31.576	24.724	25.478	25.075	1'46.853C	241,9	16:03'42.659
3	29.923	24.311	25.019	25.134	1'44.387C	245,6	16:05'27.046
4	24.309	24.191	24.836	25.080	1'38.416	244,0	16:07'05.462
5	24.452	24.157	24.957	24.900	1'38.466	245,1	16:08'43.928
6	24.228	24.102	24.847	24.927	1'38.104	243,5	16:10'22.032
7	24.047	24.093	24.696	24.984	1'37.820	242,9	16:11'59.852
8	24.062	24.055	24.595	24.748	1'37.460	244,0	16:13'37.312
9	27.341	25.539	25.903	40.270	1'59.053CP	244,5	16:15'36.365
10	8'30.067	25.408	26.087	27.798	9'49.360CP		16:25'25.725
11	26.577	25.631	27.856	43.212	2'03.276CP	221,4	16:27'29.001
12	12'10.645	27.742	25.558	24.960	13'28.905P		16:40'57.906
13	24.100	24.051	24.645	24.918	1'37.714	245,1	16:42'35.620
14	24.055	24.111	24.577	24.899	1'37.642	244,0	16:44'13.262
15	24.015	23.951	24.549	24.734	1'37.249	243,5	16:45'50.511
16	27.754	31.389	25.333	41.021	2'05.497CP	244,5	16:47'56.008
17	3'38.298	34.513	27.673	25.464	5'05.948CP		16:53'01.956
18	24.120	23.818	24.476	<b>24.595</b>	1'37.009	244,0	16:54'38.965
19	<b>23.816</b>	23.882	<b>24.379</b>	24.827	<b>1'36.904</b>	<b>247,3</b>	16:56'15.869
20	23.865	<b>23.767</b>	24.458	24.824	1'36.914C	246,7	16:57'52.783
21	24.026	25.686	24.834	24.759	1'39.305	246,7	16:59'32.088

**17° 69 T. BOOTH-AMOS [1'36.513]**

Lap	Seg1	Seg2	Seg3	Seg4	Lap Time	km/h	Local Time
1		29.792	29.872	26.056			16:02'18.414
2	28.377	24.527	24.779	25.712	1'43.395C	242,4	16:04'01.809
3	27.071	24.208	24.509	24.619	1'40.407C	240,3	16:05'42.216
4	24.139	24.052	25.568	24.795	1'38.554	246,7	16:07'20.770
5	23.879	24.197	25.565	39.091	1'52.732P	<b>248,4</b>	16:09'13.502
6	4'25.997	24.634	24.688	24.666	5'39.985P		16:14'53.487
7	23.942	23.828	<b>24.248</b>	<b>24.495</b>	<b>1'36.513</b>	243,5	16:16'30.000
8	<b>23.762</b>	24.981	25.156	24.733	1'38.632	246,7	16:18'08.632
9	26.229	26.218	24.475	24.634	1'41.556	244,0	16:19'50.188
10	24.042	23.922	24.292	24.548	1'36.804	245,6	16:21'26.992
11	23.909	<b>23.816</b>	24.354	24.510	1'36.589	246,7	16:23'03.581
12	27.784	25.704	26.634	39.166	1'59.288CP	246,2	16:25'02.869
13	14'51.883	30.373	26.483	43.105	16'31.844P		16:41'34.713
14	4'03.780	27.397	27.064	41.127	5'39.368P		16:47'14.081
15	4'41.712	25.492	28.411	39.741	6'15.356CP		16:53'29.437
16	2'26.296	25.058	24.928	24.816	3'41.098P		16:57'10.535
17	24.749	24.132	24.485	48.779	2'02.145P	242,9	16:59'12.680

**20° 25 A. VERDOIA [1'36.917]**

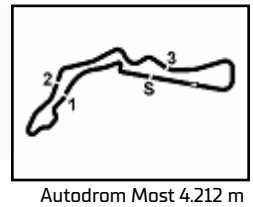
Lap	Seg1	Seg2	Seg3	Seg4	Lap Time	km/h	Local Time
1							15:59'52.961
2	42.527	25.228	25.698	25.501	1'58.954P		16:01'51.915
3	24.280	24.512	25.058	25.108	1'38.958	242,9	16:03'30.873
4	24.240	24.195	24.823	25.133	1'38.391	246,2	16:05'09.264
5	24.394	24.196	24.828	24.728	1'38.146	246,7	16:06'47.410
6	24.127	24.496	24.859	24.908	1'38.390	<b>249,5</b>	16:08'25.800
7	23.932	24.109	24.733	24.746	1'37.520	245,6	16:10'03.320
8	23.990	24.013	24.513	24.718	1'37.234	244,0	16:11'40.554
9	26.418	24.191	25.038	24.926	1'40.573C	246,7	16:13'21.127
10	24.124	24.015	24.609	24.884	1'37.632	244,0	16:14'58.759
11	24.056	24.150	29.840	22'55.172	24'13.218P	242,9	16:39'11.977
12	45.515	28.045	26.268	27.268	2'07.096P		16:41'19.073
13	24.193	26.973	24.509	24.714	1'40.389	241,9	16:42'59.462
14	23.859	<b>23.942</b>	24.462	24.655	1'36.918	245,1	16:44'36.380
15	23.929	24.036	24.550	24.896	1'37.411	244,5	16:46'13.791
16	24.048	24.130	27.385	25.323	1'40.886	242,9	16:47'54.677
17	27.855	24.616	24.843	25.494	1'42.808C	244,5	16:49'37.485
18	<b>23.848</b>	24.016	24.448	<b>24.605</b>	<b>1'36.917</b>	247,9	16:51'14.402
19	23.884	24.061	25.093	25.184	1'38.222C	247,3	16:52'52.624
20	23.868	24.071	24.527	24.997	1'37.463	245,1	16:54'30.087
21	24.342	24.164	24.578	26.966	1'40.050	245,1	16:56'10.137
22	24.263	25.544	24.941	25.145	1'39.893C	244,5	16:57'50.030

28/07/2023 P = Pits In/Out - C = Lap Time Cancelled

These data/results cannot be reproduced, stored and/or transmitted in whole or in part by any manner of electronic, mechanical, photocopying, recording, broadcasting or otherwise now known or herein after developed without the previous express consent by the copyright owner, except for reproduction in daily press and regular printed publications on sale to the public within 60 days of the event related to those data/results and always provided that copyright symbol appears together as follows below.

© DORNA WSBK ORGANIZATION Srl 2023





**Acerbis Czech Round, 28-30 July 2023**  
**Chronological Analysis Free Practice 2nd Session**

Autodrom Most 4.212 m

5 / 7

21° 68 L. POWER [1'36.930]							
Lap	Seg.1	Seg.2	Seg.3	Seg.4	Lap Time	km/h	Local Time
1		24.771	25.074	25.304			16:02'00.873
2	24.181	24.117	24.793	24.952	1'38.043	248,4	16:03'38.916
3	24.107	24.279	24.746	24.966	1'38.098	250,7	16:05'17.014
4	26.994	24.550	26.056	25.735	1'43.335C	250,1	16:07'00.349
5	23.930	24.002	24.485	24.989	1'37.406	246,2	16:08'37.755
6	24.074	23.945	24.427	<b>24.859</b>	1'37.305	247,9	16:10'15.060
7	23.925	26.057	26.573	24.911	1'41.466	246,7	16:11'56.526
8	24.019	24.064	24.608	25.298	1'37.989	245,6	16:13'34.515
9	26.861	25.659	26.006	39.139	1'57.665CP	244,0	16:15'32.180
10	5'43.119	29.706	24.934	25.398	7'03.157P		16:22'35.337
11	23.999	24.076	24.587	25.084	1'37.746C	242,9	16:24'13.083
12	28.633	27.536	29.055	40.696	2'05.920CP	242,9	16:26'19.003
13	13'38.350	25.219	25.742	27.031	14'56.342P		16:41'15.345
14	23.898	23.919	24.655	24.930	1'37.402	249,0	16:42'52.747
15	23.839	23.866	24.381	25.283	1'37.369	<b>254,2</b>	16:44'30.116
16	23.978	24.068	24.407	25.020	1'37.473	245,1	16:46'07.589
17	23.876	23.989	24.444	24.919	1'37.228	246,2	16:47'44.817
18	23.821	26.149	26.599	28.077	1'44.646	246,2	16:49'29.463
19	23.806	23.993	<b>24.258</b>	24.873	<b>1'36.930</b>	248,4	16:51'06.393
20	23.788	23.945	25.320	30.032	1'43.085C	247,9	16:52'49.478
21	23.794	23.919	24.423	24.879	1'37.015	252,4	16:54'26.493
22	26.210	26.947	24.744	24.938	1'42.839C	247,9	16:56'09.332
23	<b>23.753</b>	<b>23.818</b>	24.501	25.012	1'37.084C	250,7	16:57'46.416
24	23.880	23.831	24.460	25.020	1'37.191	244,0	16:59'23.607

22° 73 M. KOFLER [1'36.933]							
Lap	Seg.1	Seg.2	Seg.3	Seg.4	Lap Time	km/h	Local Time
1		24.785	25.251	25.073			16:01'44.824
2	24.198	24.157	24.818	24.920	1'38.093	247,3	16:03'22.917
3	26.088	25.400	24.773	25.050	1'41.311	247,9	16:05'04.228
4	23.963	24.070	24.544	24.711	1'37.288	247,9	16:06'41.516
5	23.952	24.198	24.631	24.917	1'37.698	250,1	16:08'19.214
6	24.022	24.114	24.645	24.773	1'37.554	249,0	16:09'56.768
7	27.636	25.784	24.921	24.816	1'43.157C	247,9	16:11'39.925
8	23.986	24.068	24.710	24.939	1'37.703	247,3	16:13'17.628
9	31.632	26.453	26.139	40.290	2'04.514CP	246,7	16:15'22.142
10	5'12.842	25.725	25.555	25.315	6'29.437P		16:21'51.579
11	26.311	24.637	25.494	25.147	1'41.589C	243,5	16:23'33.168
12	24.196	24.261	25.401	24.999	1'38.857C	245,1	16:25'12.025
13	25.357	26.493	27.605	38.799	1'58.254CP	244,5	16:27'10.279
14	14'02.000	24.569	25.348	25.026	15'16.943P		16:42'27.222
15	24.014	24.029	<b>24.341</b>	<b>24.566</b>	1'36.950	249,0	16:44'04.172
16	23.912	23.868	24.548	24.721	1'37.049	247,9	16:45'41.221
17	23.789	23.832	24.580	24.732	<b>1'36.933</b>	249,0	16:47'18.154
18	26.213	27.260	26.065	30.425	1'49.963C	248,4	16:49'08.117
19	23.967	23.910	24.484	24.636	1'36.997	249,0	16:50'45.114
20	<b>23.779</b>	<b>23.770</b>	30.798	30.541	1'48.888	<b>251,3</b>	16:52'34.002
21	23.892	24.070	24.740	25.534	1'38.236	249,0	16:54'12.238
22	23.954	24.491	25.504	26.075	1'40.024	247,3	16:55'52.262
23	23.938	23.971	24.446	24.774	1'37.129	246,7	16:57'29.391
24	29.145	26.764	26.099	25.847	1'47.855C	245,6	16:59'17.246

23° 48 L. DALLA PORTA [1'36.997]							
Lap	Seg.1	Seg.2	Seg.3	Seg.4	Lap Time	km/h	Local Time
1							15:59'58.001
2	41.773	26.542	26.343	25.968	2'00.626P		16:01'58.627
3	24.238	24.646	25.087	25.249	1'39.220	247,9	16:03'37.847
4	23.952	24.430	25.114	25.035	1'38.531	250,7	16:05'16.378
5	23.904	24.388	24.862	25.092	1'38.246	250,7	16:06'54.624

6	23.920	24.251	24.744	24.992	1'37.907	251,3	16:08'32.531
7	23.821	24.134	24.766	24.869	1'37.590	251,3	16:10'10.121
8	23.795	24.127	24.830	24.812	1'37.564	250,1	16:11'47.685
9	23.664	24.059	24.643	<b>24.672</b>	1'37.038	250,7	16:13'24.723
10	24.163	28.216	25.634	41.949	1'59.962P	251,8	16:15'24.685
11	4'44.263	24.833	25.269	25.146	5'59.511P		16:21'24.196
12	23.926	24.201	24.909	24.872	1'37.908	249,5	16:23'02.104
13	23.928	<b>24.013</b>	24.817	24.673	1'37.431C	250,7	16:24'39.535
14	23.771	24.989	28.337	42.916	2'00.013CP	251,3	16:26'39.548
15	13'25.992	25.431	25.538	24.941	14'41.902P		16:41'21.450
16	23.753	24.257	24.624	24.700	1'37.334	<b>253,6</b>	16:42'58.784
17	<b>23.615</b>	24.096	<b>24.597</b>	24.689	<b>1'36.997</b>	253,0	16:44'35.781
18	23.769	24.316	27.495	25.258	1'40.838	251,3	16:46'16.619
19	24.327	28.544	25.661	39.971	1'58.503P	250,7	16:48'15.122
20	3'01.866	24.888	25.946	25.597	4'18.297P		16:52'33.419
21	23.922	24.261	24.839	24.982	1'38.004	249,0	16:54'11.423
22	35.454	24.840	24.837	24.835	1'49.966C	250,1	16:56'01.389

24° 17 J. MCPHEE [1'37.007]							
Lap	Seg.1	Seg.2	Seg.3	Seg.4	Lap Time	km/h	Local Time
1		25.911	26.038	25.846			16:01'59.491
2	24.163	24.487	25.431	24.925	1'39.006	247,3	16:03'38.497
3	24.031	24.388	24.974	24.878	1'38.271	249,5	16:05'16.768
4	24.025	24.301	24.995	24.822	1'38.143	251,3	16:06'54.911
5	24.036	24.414	24.841	24.828	1'38.119	251,8	16:08'33.030
6	23.968	24.244	24.937	24.731	1'37.880	251,3	16:10'10.910
7	24.004	24.194	24.767	24.688	1'37.653	248,4	16:11'48.563
8	23.795	24.137	24.882	24.731	1'37.545	249,5	16:13'26.108
9	23.886	25.167	27.190	41.831	1'58.074P	247,9	16:15'24.182
10	24'22.062	25.917	25.641	25.250	25'38.870P		16:21'03.052
11	23.861	24.348	25.226	25.563	1'38.998	249,5	16:24'42.050
12	24.100	24.252	24.910	<b>24.684</b>	1'37.946	250,1	16:24'19.996
13	23.902	24.234	24.570	24.749	1'37.455	247,9	16:25'57.451
14	23.891	24.396	25.862	29.956	1'44.105	248,4	16:27'41.556
15	23.841	24.072	24.582	24.690	1'37.185	249,5	16:29'18.741
16	<b>23.720</b>	24.104	24.819	24.687	1'37.330	250,7	16:30'56.071
17	33.128	32.302	26.076	27.075	1'58.581C	251,3	16:32'54.652
18	23.813	23.983	<b>24.492</b>	24.719	<b>1'37.007</b>	250,7	16:34'31.659
19	23.829	<b>23.975</b>	24.655	24.975	1'37.434	<b>253,0</b>	16:35'09.093
20	28.123	25.120	26.260	25.429	1'44.932C	247,3	16:37'54.025
21	23.992	24.099	24.594	24.818	1'37.503	249,5	16:39'31.528

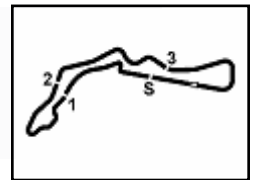
25° 47 A. KOFLER [1'37.046]							
Lap	Seg.1	Seg.2	Seg.3	Seg.4	Lap Time	km/h	Local Time
1		29.376	27.726	31.817			16:02'01.337
2	24.420	24.506	25.114	25.054	1'39.094	251,8	16:03'40.431
3	24.075	24.082	24.732	24.972	1'37.861	252,4	16:05'18.292
4	23.942	24.019	24.674	24.714	1'37.349	253,0	16:06'55.641
5	24.012	24.043	24.656	24.780	1'37.491	251,8	16:08'33.132
6	24.075	24.145	30.416	27.608	1'46.244	<b>256,5</b>	16:10'19.376
7	24.072	24.042	24.593	24.748	1'37.455	249,5	16:11'56.831
8	24.029	24.006	24.613	25.166	1'37.814	253,0	16:13'34.645
9	25.149	26.456	27.341	38.771	1'57.717P	251,8	16:15'32.362
10	5'02.897	25.612	25.665	25.121	6'19.295P		16:21'51.657
11	24.531	24.302	28.043	25.107	1'41.983	246,2	16:23'33.640
12	23.997	24.167	25.580	25.080	1'38.824C	251,8	16:25'12.464
13	25.231	26.335	27.747	38.184	1'57.497CP	251,8	16:27'09.961
14	14'02.587	35.487	28.044	25.089	15'31.207P		16:42'41.168
15	24.058	24.120	24.663	24.891	1'37.732	250,1	16:44'18.900
16	24.051	30.468	25.013	24.966	1'44.498	248,4	16:46'03.398
17	23.817	24.058	24.665	24.896	1'37.436	250,7	16:47'40.834
18	23.961	24.003	24.613	24.765	1'37.342	251,3	16:49'18.176
19	23.798	24.139	24.807	24.977	1'37.721	255,3	16:50'55.897

28/07/2023

P = Pits In/Out - C = Lap Time Cancelled

These data/results cannot be reproduced, stored and/or transmitted in whole or in part by any manner of electronic, mechanical, photocopying, recording, broadcasting or otherwise now known or herein after developed without the previous express consent by the copyright owner, except for reproduction in daily press and regular printed publications on sale to the public within 60 days of the event related to those data/results and always provided that copyright symbol appears together as follows below.

© DORNA WSBK ORGANIZATION Srl 2023



Autodrom Most 4.212 m

**Acerbis Czech Round, 28-30 July 2023**  
**Chronological Analysis Free Practice 2nd Session**

6 / 7

20	33.537	38.966	27.894	24.922	2'05.319C	249,0	16:53'01.216
21	<b>23.762</b>	23.996	<b>24.541</b>	24.747	<b>1'37.046</b>	251,8	16:54'38.262
22	23.874	27.485	25.533	<b>24.589</b>	1'41.481	251,8	16:56'19.743
23	23.824	23.926	24.560	25.060	1'37.370C	251,8	16:57'57.113
24	23.926	<b>23.909</b>	24.632	24.688	1'37.155	251,3	16:59'34.268

10	24.178	24.378	25.206	24.990	1'38.752	245,6	16:16'40.426
11	24.075	24.594	25.220	24.841	1'38.730	242,4	16:18'19.156
12	24.370	24.834	25.357	19'37.191	20'51.752P	243,5	16:39'10.908
13	39.700	25.196	25.182	25.268	1'55.346P		16:41'06.254
14	24.024	24.268	24.771	24.782	1'37.845	244,5	16:42'44.099
15	24.178	24.291	24.665	24.739	1'37.873	245,6	16:44'21.972
16	23.925	24.118	24.619	24.951	1'37.613	244,5	16:45'59.585
17	<b>23.905</b>	24.398	24.780	24.770	1'37.853	244,0	16:47'37.438
18	24.005	24.240	25.349	28.209	1'41.803	244,5	16:49'19.241
19	24.095	24.041	24.723	24.852	1'37.711	249,5	16:50'56.952
20	24.221	30.965	25.043	27.059	1'47.288C	246,7	16:52'44.240
21	24.026	24.556	26.019	25.014	1'39.615	246,2	16:54'23.855
22	24.074	25.667	26.415	30.129	1'46.285	249,5	16:56'10.140
23	24.006	24.315	24.663	24.834	1'37.818C	246,2	16:57'47.958
24	24.087	<b>24.037</b>	<b>24.547</b>	<b>24.605</b>	<b>1'37.276</b>	244,5	16:59'25.234

26° 22 F. FULIGNI [1'37.113]							
Lap	Seg.1	Seg.2	Seg.3	Seg.4	Lap Time	km/h	Local Time
1		25.134	25.194	25.459			16:02'52.708
2					1'58.871P	246,7	16:04'51.579
3					1'43.687P		16:19'27.266
4					1'54.316P		16:21'21.582
5	18'36.784	25.847	25.365	25.134	19'53.130P		16:41'14.712
6	24.049	24.184	24.786	24.865	1'37.884	251,8	16:42'52.596
7	24.210	24.201	24.750	25.090	1'38.251	248,4	16:44'30.847
8	23.851	24.101	24.566	24.842	1'37.360	248,4	16:46'08.207
9	23.771	24.049	24.534	24.759	<b>1'37.113</b>	249,5	16:47'45.320
10	<b>23.682</b>	24.349	26.161	26.294	1'40.486	249,5	16:49'25.806
11	23.908	24.159	27.727	26.373	1'42.167	247,9	16:51'07.973
12	23.777	24.304	25.004	25.501	1'38.586	250,7	16:52'46.559
13	23.756	<b>24.044</b>	<b>24.504</b>	24.886	1'37.190	248,4	16:54'23.749
14	28.718	29.938	25.069	25.411	1'49.136C	247,9	16:56'12.885
15	23.730	24.048	24.618	24.998	1'37.394	251,8	16:57'50.279
16	23.838	24.234	24.553	<b>24.732</b>	1'37.357	<b>253,6</b>	16:59'27.636

29° 16 V. OKAYA [1'37.567]							
Lap	Seg.1	Seg.2	Seg.3	Seg.4	Lap Time	km/h	Local Time
1							16:00'16.216
2	43.496	25.594	27.011	25.446	2'01.547P		16:02'17.763
3	24.030	24.527	25.698	24.962	1'39.217	246,7	16:03'56.980
4	24.798	24.587	25.501	24.736	1'39.622	248,4	16:05'36.602
5	23.922	24.225	24.759	<b>24.661</b>	<b>1'37.567</b>	<b>250,1</b>	16:07'14.169
6	<b>23.739</b>	24.200	<b>24.747</b>	24.951	1'37.637	<b>250,1</b>	16:08'51.806
7	24.003	26.615	24.994	24.737	1'40.349	247,3	16:10'32.155

27° 27 A. DIAZ [1'37.261]							
Lap	Seg.1	Seg.2	Seg.3	Seg.4	Lap Time	km/h	Local Time
1							16:02'23.987
2	39.916	25.277	25.600	25.653	1'56.446P		16:04'20.433
3	24.350	24.690	25.158	25.175	1'39.373	244,0	16:05'59.806
4	24.063	24.229	24.877	25.049	1'38.218	250,7	16:07'38.024
5	24.007	24.475	24.609	24.973	1'38.064	247,9	16:09'16.088
6	24.117	25.681	25.004	24.984	1'39.786	245,1	16:10'55.874
7	28.151	26.230	25.352	25.407	1'45.140C	244,0	16:12'41.014
8	24.032	24.801	24.643	38.435	1'51.911P	245,1	16:14'32.925
9	6'24.598	24.609	24.945	24.898	7'39.050P		16:22'11.975
10	24.104	<b>24.078</b>	<b>24.318</b>	24.761	<b>1'37.261</b>	244,5	16:23'49.236
11	23.873	24.102	24.641	24.723	1'37.339C	245,1	16:25'26.575
12	26.010	25.539	26.920	41.543	2'00.012CP	247,9	16:27'26.587
13	12'21.731	25.006	25.314	24.861	13'36.912P		16:41'03.499
14	23.842	24.203	24.985	24.947	1'37.977	247,9	16:42'41.476
15	23.998	24.143	24.690	24.753	1'37.584	250,1	16:44'19.060
16	24.077	24.220	24.591	24.914	1'37.802	250,7	16:45'56.862
17	24.042	24.552	42.490	26.922	1'58.006	244,5	16:47'54.868
18	23.937	24.820	25.432	24.952	1'39.141	250,1	16:49'34.009
19	23.995	24.220	24.609	24.862	1'37.686	247,9	16:51'11.695
20	29.655	24.768	25.053	24.915	1'44.391C	247,3	16:52'56.086
21	23.980	24.164	24.561	24.788	1'37.493	247,9	16:54'33.579
22	23.986	24.180	24.508	<b>24.694</b>	1'37.368	247,9	16:56'10.947
23	<b>23.813</b>	24.118	24.482	24.744	1'37.157C	248,4	16:57'48.104
24	25.471	25.937	24.789	24.891	1'41.088C	<b>253,6</b>	16:59'29.192

30° 7 A. NORRODIN [1'37.910]							
Lap	Seg.1	Seg.2	Seg.3	Seg.4	Lap Time	km/h	Local Time
1		24.942	25.303	25.416			16:01'46.535
2	24.261	27.365	25.156	25.263	1'42.045	241,3	16:03'28.580
3	24.252	24.430	24.985	25.194	1'38.861	243,5	16:05'07.441
4	24.247	<b>24.131</b>	<b>24.725</b>	<b>24.807</b>	<b>1'37.910</b>	244,5	16:06'45.351
5	24.135	24.287	24.901	24.936	1'38.259	244,5	16:08'23.610
6	24.225	24.463	25.000	25.072	1'38.760	245,6	16:10'02.370
7	26.794	25.926	25.181	39.777	1'57.678CP	242,4	16:12'00.048
8	8'17.635	26.082	25.660	25.453	9'34.830P		16:21'34.878
9	24.502	28.541	25.403	25.278	1'43.724	241,9	16:23'18.602
10	24.250	24.598	25.322	25.319	1'39.489C	242,9	16:24'58.091
11	24.284	27.713	27.586	39.329	1'58.912CP	241,3	16:26'57.003
12	12'41.361	27.260	25.796	25.061	13'59.478P		16:40'56.481
13	25.935	24.509	24.743	24.879	1'40.066	<b>247,3</b>	16:42'36.547
14	24.121	24.485	24.753	24.949	1'38.308	245,6	16:44'14.855
15	24.133	24.305	24.948	24.989	1'38.375	243,5	16:45'53.230
16	26.135	24.748	25.015	39.627	1'55.525CP	244,5	16:47'48.755
17	3'33.649	30.325	25.247	25.345	4'54.566CP		16:52'43.321
18	28.256	24.279	24.870	24.882	1'42.287C	244,5	16:54'25.608
19	<b>23.988</b>	24.239	25.232	24.886	1'38.345	246,2	16:56'03.953
20	24.055	24.201	24.745	24.971	1'37.972	244,0	16:57'41.925
21	24.186	24.294	25.237	25.012	1'38.729	245,1	16:59'20.654

28° 51 A. SARMOON [1'37.276]							
Lap	Seg.1	Seg.2	Seg.3	Seg.4	Lap Time	km/h	Local Time
1		25.594	26.858	27.854			16:01'51.965
2	24.502	24.265	25.556	24.796	1'39.119	245,1	16:03'31.084
3	24.266	24.196	24.961	24.851	1'38.274	246,2	16:05'09.358
4	24.024	24.195	24.769	24.758	1'37.746	<b>254,8</b>	16:06'47.104
5	24.046	26.258	25.635	24.952	1'40.891	248,4	16:08'27.995
6	23.919	24.330	25.072	24.853	1'38.174	247,9	16:10'06.169
7	24.079	24.394	25.248	24.975	1'38.696	244,5	16:11'44.865
8	24.220	24.532	25.062	24.812	1'38.626	244,5	16:13'23.491
9	23.979	24.342	24.939	24.923	1'38.183	246,7	16:15'01.674

31° 98 M. ABE [1'39.245]							
Lap	Seg.1	Seg.2	Seg.3	Seg.4	Lap Time	km/h	Local Time
1							16:00'06.579
2	46.044	25.885	26.006	25.855	2'03.790P		16:02'10.369
3	25.795	25.221	25.425	25.871	1'42.312	241,3	16:03'52.681
4	24.482	24.823	25.538	25.767	1'40.610	242,4	16:05'33.291
5	29.833	24.883	25.428	25.552	1'45.696C	241,9	16:07'18.987
6	24.398	24.995	25.580	25.437	1'40.410	242,9	16:08'59.397
7	24.934	24.861	25.643	25.796	1'41.234	241,3	16:10'40.631
8	24.627	24.930	25.563	26.211	1'41.331C	242,9	16:12'21.962
9	24.481	25.071	25.664	25.720	1'40.936	240,3	16:14'02.898
10	24.668	24.959	26.115	25.956	1'41.698	240,3	16:15'44.596
11	24.339	24.913	25.891	25.883	1'41.026	240,8	16:17'25.622

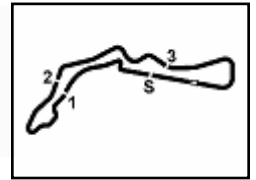
28/07/2023 P = Pits In/Out - C = Lap Time Cancelled

These data/results cannot be reproduced, stored and/or transmitted in whole or in part by any manner of electronic, mechanical, photocopying, recording, broadcasting or otherwise now known or herein after developed without the previous express consent by the copyright owner, except for reproduction in daily press and regular printed publications on sale to the public within 60 days of the event related to those data/results and always provided that copyright symbol appears together as follows below.

© DORNA WSBK ORGANIZATION Srl 2023







Autodrom Most 4.212 m

**Acerbis Czech Round, 28-30 July 2023**  
**Chronological Analysis Free Practice 2nd Session**

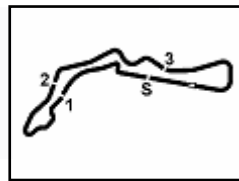
12	24.533	24.792	25.935	25.363	1'40.623	240,8	16:19'06.245
13	24.396	24.838	25.575	25.579	1'40.388	241,9	16:20'46.633
14	24.419	24.884	25.525	25.606	1'40.434	240,8	16:22'27.067
15	24.701	25.102	26.220	43.981	2'00.004CP	238,2	16:24'27.071
16	15'07.693	26.231	25.354	<b>25.276</b>	16'24.554P		16:40'51.625
17	24.182	24.588	25.186	25.289	<b>1'39.245</b>	<b>245,6</b>	16:42'30.870
18	<b>24.158</b>	<b>24.471</b>	25.403	25.347	1'39.379	242,9	16:44'10.249
19	24.516	24.750	25.292	25.723	1'40.281	241,9	16:45'50.530
20	29.890	24.884	25.453	25.554	1'45.781C	240,3	16:47'36.311
21	24.543	24.648	25.351	25.763	1'40.305	241,9	16:49'16.616
22	28.120	24.688	25.335	25.527	1'43.670C	243,5	16:51'00.286
23	24.255	24.725	25.387	25.578	1'39.945C	<b>245,6</b>	16:52'40.231
24	24.285	24.549	<b>25.130</b>	25.439	1'39.403C	242,9	16:54'19.634
25	24.197	24.705	25.172	25.390	1'39.464	242,4	16:55'59.098
26	24.426	24.836	26.032	25.518	1'40.812	239,7	16:57'39.910

28/07/2023 P = Pits In/Out - C = Lap Time Cancelled

These data/results cannot be reproduced, stored and/or transmitted in whole or in part by any manner of electronic, mechanical, photocopying, recording, broadcasting or otherwise now known or herein after developed without the previous express consent by the copyright owner, except for reproduction in daily press and regular printed publications on sale to the public within 60 days of the event related to those data/results and always provided that copyright symbol appears together as follows below.

© DORNA WSBK ORGANIZATION Srl 2023

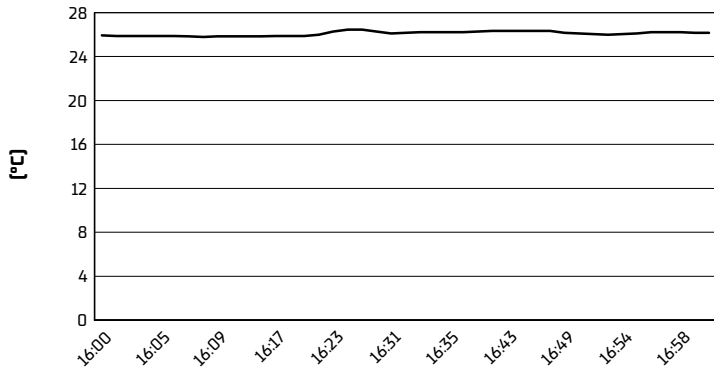




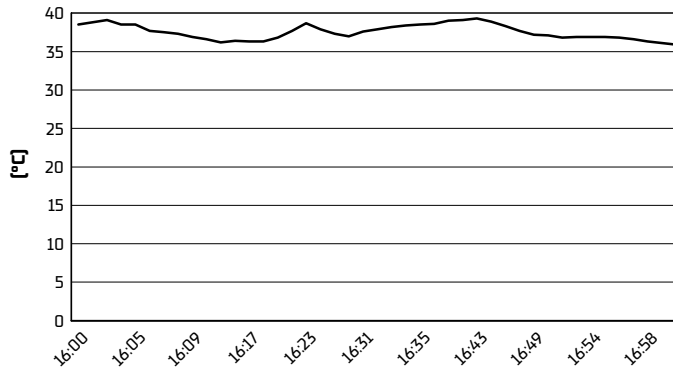
Autodrom Most 4.212 m

**Acerbis Czech Round, 28-30 July 2023**  
**Weather Report Free Practice 2nd Session**  
Session started 16:00 - Session ended 17:03

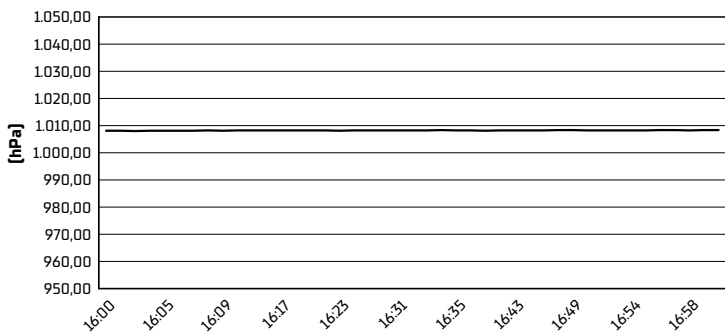
**Air Temperature**



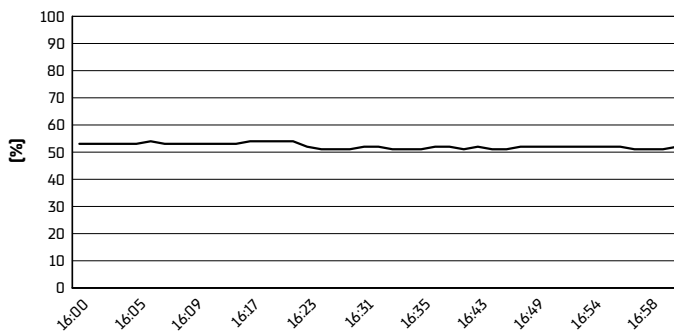
**Track Temperature**



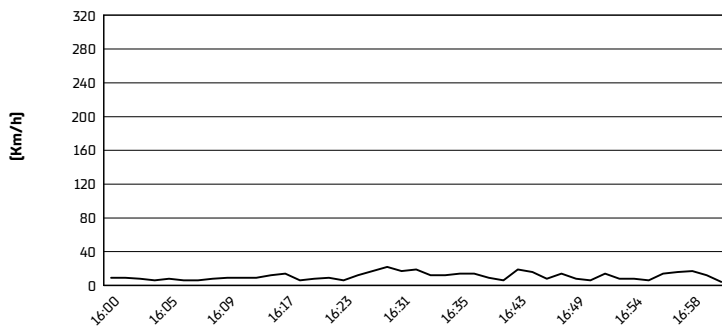
**Air Pressure**



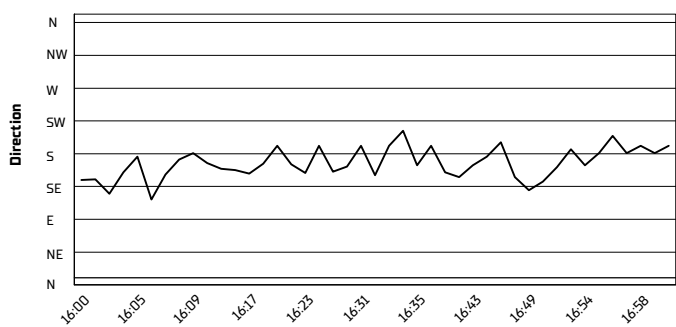
**Humidity**



**Wind Speed**



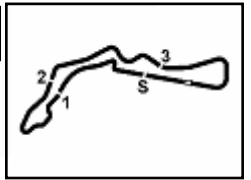
**Wind Direction**



28/07/2023

These data/results cannot be reproduced, stored and/or transmitted in whole or in part by any manner of electronic, mechanical, photocopying, recording, broadcasting or otherwise now known or herein after developed without the previous express consent by the copyright owner, except for reproduction in daily press and regular printed publications on sale to the public within 60 days of the event related to those data/results and always provided that copyright symbol appears together as follows below.

© DORNA WSBK ORGANIZATION Srl 2023



**Acerbis Czech Round, 28-30 July 2023**  
**Best Laps & Speeds**

No.	Rider Bike	Nat	Best Lap		FP1		FP2												
			LL	SPD	LL	SPD	LL	SPD											
1	<b>11 N. BULEGA</b> Ducati Panigale V2	ITA	<b>1'35.266</b> 47 255,3		1'35.437 23 254,1		1'35.266 24 <b>255,3</b>												
2	<b>99 A. HUERTAS</b> Kawasaki ZX-6R	ESP	<b>1'35.483</b> 41 255,9		1'35.993 18 251,8		1'35.483 23 <b>255,9</b>												
3	<b>64 F. CARICASULO</b> Ducati Panigale V2	ITA	<b>1'35.517</b> 41 255,9		1'36.658 15 251,8		1'35.517 26 <b>255,9</b>												
4	<b>9 J. NAVARRO</b> Yamaha YZF R6	ESP	<b>1'35.569</b> 39 255,9		1'37.264 18 251,8		1'35.569 21 <b>255,9</b>												
5	<b>3 R. DE ROSA</b> Ducati Panigale V2	ITA	<b>1'35.629</b> 43 251,2		1'35.858 19 <b>251,2</b>		1'35.629 24 <b>251,2</b>												
6	<b>94 V. DEBISE</b> Yamaha YZF R6	FRA	<b>1'35.656</b> 40 255,9		1'36.639 19 252,4		1'35.656 21 <b>255,9</b>												
7	<b>62 S. MANZI</b> Yamaha YZF R6	ITA	<b>1'35.669</b> 45 253,0		1'35.931 21 <b>253,0</b>		1'35.669 24 250,6												
8	<b>66 N. TUULI</b> Triumph Street Triple RS 765	FIN	<b>1'35.783</b> 34 254,7		1'36.414 16 251,8		1'35.783 18 <b>254,7</b>												
9	<b>50 D. VOSTATEK</b> Triumph Street Triple RS 765	CZE	<b>1'35.839</b> 43 258,3		1'36.556 19 254,7		1'35.839 24 <b>258,3</b>												
10	<b>54 B. SOFUOGLU</b> MV Agusta F3 800 RR	TUR	<b>1'35.863</b> 45 254,7		1'36.525 22 253,5		1'35.863 23 <b>254,7</b>												
11	<b>23 M. SCHROETTER</b> MV Agusta F3 800 RR	GER	<b>1'35.885</b> 41 257,1		1'37.059 19 252,4		1'35.885 22 <b>257,1</b>												
12	<b>14 L. MAHIAS</b> Kawasaki ZX-6R	FRA	<b>1'35.969</b> 30 252,4		1'36.399 18 <b>252,4</b>		1'35.969 12 249,5												
13	<b>55 Y. MONTELLA</b> Ducati Panigale V2	ITA	<b>1'36.000</b> 33 251,8		1'36.524 17 <b>251,8</b>		1'36.000 16 250,6												
14	<b>28 G. VAN STRAALEN</b> Yamaha YZF R6	NED	<b>1'36.104</b> 40 250,6		1'36.159 19 <b>250,6</b>		1'36.104 21 <b>250,6</b>												
15	<b>29 N. SPINELLI</b> Yamaha YZF R6	ITA	<b>1'36.237</b> 49 251,8		1'37.147 24 248,9		1'36.237 25 <b>251,8</b>												
16	<b>71 T. EDWARDS</b> Yamaha YZF R6	AUS	<b>1'36.448</b> 41 254,1		1'37.385 20 251,2		1'36.448 21 <b>254,1</b>												
17	<b>69 T. BOOTH-AMOS</b> Kawasaki ZX-6R	GBR	<b>1'36.513</b> 32 249,5		1'36.815 16 <b>249,5</b>		1'36.513 16 248,4												
18	<b>36 T. GRADINGER</b> Yamaha YZF R6	AUT	<b>1'36.878</b> 41 252,4		1'37.472 18 247,3		1'36.878 23 <b>252,4</b>												
19	<b>95 T. MACKENZIE</b> Honda CBR600RR	GBR	<b>1'36.904</b> 38 247,3		1'37.961 18 245,6		1'36.904 20 <b>247,3</b>												
20	<b>25 A. VERDOIA</b> Yamaha YZF R6	FRA	<b>1'36.917</b> 39 249,5		1'37.372 17 246,1		1'36.917 22 <b>249,5</b>												
21	<b>68 L. POWER</b> Kawasaki ZX-6R	AUS	<b>1'36.930</b> 40 254,1		1'37.671 17 250,1		1'36.930 23 <b>254,1</b>												
22	<b>73 M. KOFLER</b> Ducati Panigale V2	AUT	<b>1'36.933</b> 41 251,2		1'37.558 18 250,6		1'36.933 23 <b>251,2</b>												
23	<b>48 L. DALLA PORTA</b> Yamaha YZF R6	ITA	<b>1'36.997</b> 44 253,5		1'38.104 23 251,8		1'36.997 21 <b>253,5</b>												
24	<b>17 J. MCPHEE</b> Kawasaki ZX-6R	GBR	<b>1'37.007</b> 36 253,0		1'38.461 16 249,5		1'37.007 20 <b>253,0</b>												
25	<b>47 A. KOFLER</b> Ducati Panigale V2	AUT	<b>1'37.046</b> 42 256,5		1'37.885 19 254,7		1'37.046 23 <b>256,5</b>												

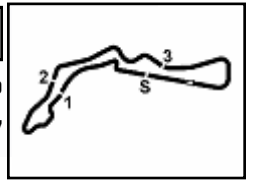
28/07/2023

These data/results cannot be reproduced, stored and/or transmitted in whole or in part by any manner of electronic, mechanical, photocopying, recording, broadcasting or otherwise now known or herein after developed without the previous express consent by the copyright owner, except for reproduction in daily press and regular printed publications on sale to the public within 60 days of the event related to those data/results and always provided that copyright symbol appears together as follows below.

© DORNA WSBK ORGANIZATION Srl 2023

FICR PERUGIA TIMING





Autodrom Most 4.212 m

**Acerbis Czech Round, 28–30 July 2023**  
**Best Laps & Speeds**

2 / 2

No.	Rider	Nat	Best Lap		FP1		FP2							
			LL	SPD	LL	SPD	LL	SPD						
26	<b>22 F. FULIGNI</b> Ducati Panigale V2	ITA	<b>1'37.113</b> 29 253,5		1'38.099 14 245,6		<b>1'37.113</b> 15 <b>253,5</b>							
27	<b>27 A. DIAZ</b> Yamaha YZF R6	ESP	<b>1'37.261</b> 44 253,5		1'38.133 21 248,4		<b>1'37.261</b> 23 <b>253,5</b>							
28	<b>51 A. SARMOON</b> Yamaha YZF R6	THA	<b>1'37.276</b> 43 254,7		1'38.559 20 253,0		<b>1'37.276</b> 23 <b>254,7</b>							
29	<b>16 Y. OKAYA</b> Kawasaki ZX-6R	JPN	<b>1'37.567</b> 25 250,6		1'38.678 19 <b>250,6</b>		<b>1'37.567</b> 6 250,1							
30	<b>7 A. NORRODIN</b> Honda CBR600RR	MAS	<b>1'37.910</b> 36 247,3		1'38.741 16 246,7		<b>1'37.910</b> 20 <b>247,3</b>							
31	<b>98 M. ABE</b> Yamaha YZF R6	JPN	<b>1'39.245</b> 47 245,6		1'40.501 22 244,5		<b>1'39.245</b> 25 <b>245,6</b>							

28/07/2023

These data/results cannot be reproduced, stored and/or transmitted in whole or in part by any manner of electronic, mechanical, photocopying, recording, broadcasting or otherwise now known or herein after developed without the previous express consent by the copyright owner, except for reproduction in daily press and regular printed publications on sale to the public within 60 days of the event related to those data/results and always provided that copyright symbol appears together as follows below.

© DORNA WSBK ORGANIZATION Srl 2023