

Acerbis Czech Round, 28-30 July 2023
Results Tissot Superpole

No.	Rider	Nat	Team	Bike	Class	Time	Gap	Rel.	Laps	Speed	
										Avg	Max
1	11 N. BULEGA	ITA	Aruba.it Racing WorldSSP Team	Ducati Panigale V2		1'34.479			9	160,493	256,5
2	62 S. MANZI	ITA	Ten Kate Racing Yamaha	Yamaha YZF R6		1'34.882	0.403	0.403	10	159,811	251,8
3	3 R. DE ROSA	ITA	Orelac Racing Verdnavatura	Ducati Panigale V2		1'34.968	0.489	0.086	9	159,666	254,2
4	54 B. SOFUOGLU	TUR	MV Agusta Reparto Corse	MV Agusta F3 800 RR		1'35.116	0.637	0.148	10	159,418	254,8
5	99 A. HUERTAS	ESP	MTM Kawasaki	Kawasaki ZX-6R		1'35.123	0.644	0.007	9	159,406	258,4
6	55 Y. MONTELLA	ITA	Barni Spark Racing Team	Ducati Panigale V2		1'35.235	0.756	0.112	9	159,219	254,2
7	9 J. NAVARRO	ESP	Ten Kate Racing Yamaha	Yamaha YZF R6		1'35.240	0.761	0.005	8	159,210	253,0
8	64 F. CARICASULO	ITA	Althea Racing Team	Ducati Panigale V2		1'35.242	0.763	0.002	6	159,207	253,6
9	94 V. DEBISE	FRA	GMT94 Yamaha	Yamaha YZF R6		1'35.297	0.818	0.055	10	159,115	257,7
10	28 G. VAN STRAALEN	NED	EAB Racing Team	Yamaha YZF R6		1'35.347	0.868	0.050	9	159,032	254,8
11	66 N. TUULI	FIN	PTR Triumph	Triumph Street Triple RS 765		1'35.430	0.951	0.083	8	158,893	259,6
12	29 N. SPINELLI	ITA	VFT Racing WEBIKE Yamaha	Yamaha YZF R6		1'35.453	0.974	0.023	10	158,855	254,8
13	23 M. SCHROETTER	GER	MV Agusta Reparto Corse	MV Agusta F3 800 RR		1'35.472	0.993	0.019	8	158,824	259,6
14	25 A. VERDOIA	FRA	Yamaha Thailand Racing Team	Yamaha YZF R6		1'35.566	1.087	0.094	9	158,667	255,9
15	14 L. MAHIAS	FRA	Kawasaki Puccetti Racing	Kawasaki ZX-6R		1'35.603	1.124	0.037	8	158,606	250,7
16	47 A. KOFLER	AUT	D34G Racing	Ducati Panigale V2		1'35.952	1.473	0.349	9	158,029	260,2
17	50 O. VOSTATEK	CZE	PTR Triumph	Triumph Street Triple RS 765		1'36.084	1.605	0.132	9	157,812	259,6
18	69 T. BOOTH-AMOS	GBR	Motozoo ME AIR Racing	Kawasaki ZX-6R	*	1'36.124	1.645	0.040	9	157,746	255,9
19	71 T. EDWARDS	AUS	Yart-Yamaha WorldSSP Team	Yamaha YZF R6	*	1'36.197	1.718	0.073	9	157,627	255,9
20	51 A. SARMOON	THA	Yamaha Thailand Racing Team	Yamaha YZF R6		1'36.333	1.854	0.136	10	157,404	251,8
21	17 J. MCPHEE	GBR	Vince64 by Puccetti Racing	Kawasaki ZX-6R		1'36.451	1.972	0.118	9	157,211	256,5
22	95 T. MACKENZIE	GBR	PETRONAS MIE Racing Honda Team	Honda CBR600RR		1'36.460	1.981	0.009	9	157,197	255,3
23	27 A. DIAZ	ESP	Arco Yart Yamaha WorldSSP	Yamaha YZF R6	*	1'36.502	2.023	0.042	10	157,128	250,7
24	73 M. KOFLER	AUT	D34G Racing	Ducati Panigale V2	*	1'36.586	2.107	0.084	9	156,992	254,2
25	68 L. POWER	AUS	Motozoo ME AIR Racing	Kawasaki ZX-6R	*	1'36.604	2.125	0.018	8	156,962	250,7
26	22 F. FULIGNI	ITA	Orelac Racing Verdnavatura	Ducati Panigale V2	*	1'36.753	2.274	0.149	9	156,721	250,7
27	48 L. DALLA PORTA	ITA	Evan Bros. WorldSSP Yamaha Team	Yamaha YZF R6		1'36.763	2.284	0.010	11	156,705	257,1
28	36 T. GRADINGER	AUT	Eder Racing	Yamaha YZF R6		1'36.917	2.438	0.154	10	156,456	250,1
29	7 A. NORRODIN	MAS	PETRONAS MIE Racing Honda Team	Honda CBR600RR		1'37.539	3.060	0.622	8	155,458	251,8
30	16 Y. OKAYA	JPN	ProDina Kawasaki Racing	Kawasaki ZX-6R	*	1'38.150	3.671	0.611	11	154,490	251,3
31	98 M. ABE	JPN	VFT Racing WEBIKE Yamaha	Yamaha YZF R6	*	1'38.828	4.349	0.678	9	153,430	245,6

Qualifying Lap Time (105% of 1'34.479): 1'39.203

* WorldSSP Challenge

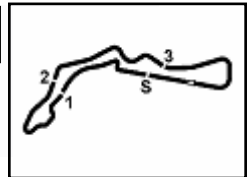
AIR	Humidity:	66%	Temp:	22°C
TRACK	Condition:	Dry	Temp:	31°C

Records	Pole	(SP)	2022	L.Baldassarri	1'34.952	159,690	Km/h
	Race	(RC1)	2022	L.Baldassarri	1'35.112	159,420	Km/h
	All Times	(FP2)	2022	D.Aegerter	1'34.952	159,690	Km/h

Start 29/07/2023 10:25 End 10:51 The results are provisional until the end of the time limit for protests and appeals and the completion of the technical checks.

These data/results cannot be reproduced, stored and/or transmitted in whole or in part by any manner of electronic, mechanical, photocopying, recording, broadcasting or otherwise now known or herein after developed without the previous express consent by the copyright owner, except for reproduction in daily press and regular printed publications on sale to the public within 60 days of the event related to those data/results and always provided that copyright symbol appears together as follows below.

© DORNA WSBK ORGANIZATION Srl 2023



Acerbis Czech Round, 28-30 July 2023
Results Tissot Superpole

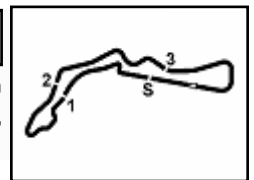
Session Highlights

Local Time	No. Rider	Description
10.25.00		Start
10.27.15	95 T. MACKENZIE	Current Lap Cancelled - Exceeded Track Limits - Turn 1
10.28.49	50 O. VOSTATEK	Current Lap Cancelled - Exceeded Track Limits - Turn 1
10.28.50	47 A. KOFLER	Current Lap Cancelled - Exceeded Track Limits - Turn 1
10.28.50	71 T. EDWARDS	Current Lap Cancelled - Exceeded Track Limits - Turn 1
10.28.52	7 A. NORRODIN	Current Lap Cancelled - Exceeded Track Limits - Turn 1
10.28.54	17 J. MCPHEE	Current Lap Cancelled - Exceeded Track Limits - Turn 1
10.29.01	98 M. ABE	Current Lap Cancelled - Exceeded Track Limits - Turn 1
10.29.38	62 S. MANZI	Lap Cancelled [First Lap] - Exceeded Track Limits - Turn 13
10.29.44	36 T. GRADINGER	On the Gravel - Re-Joined - Turn 10
10.30.09	27 A. DIAZ	Current Lap Cancelled - Exceeded Track Limits - Turn 1
10.30.15	94 V. DEBISE	Lap Cancelled [1'36.276] - Exceeded Track Limits - Turn 13
10.30.28	73 M. KOFLER	Current Lap Cancelled - Exceeded Track Limits - Turn 1
10.31.26	28 G. VAN STRAALEN	Lap Cancelled [1'36.640] - Exceeded Track Limits - Turn 13
10.32.13	47 A. KOFLER	Current Lap Cancelled - Exceeded Track Limits - Turn 1
10.32.32	68 L. POWER	Current Lap Cancelled - Exceeded Track Limits - Turn 1
10.32.44	9 J. NAVARRO	Current Lap Cancelled - Exceeded Track Limits - Turn 1
10.32.54	23 M. SCHROETTER	Current Lap Cancelled - Exceeded Track Limits - Turn 1
10.33.04	64 F. CARICASULO	Current Lap Cancelled - Exceeded Track Limits - Turn 1
10.33.09	3 R. DE ROSA	Current Lap Cancelled - Exceeded Track Limits - Turn 1
10.33.43	48 L. DALLA PORTA	Current Lap Cancelled - Exceeded Track Limits - Turn 1
10.33.50	95 T. MACKENZIE	Current Lap Cancelled - Exceeded Track Limits - Turn 1
10.33.52	50 O. VOSTATEK	Current Lap Cancelled - Exceeded Track Limits - Turn 1
10.33.53	73 M. KOFLER	Current Lap Cancelled - Exceeded Track Limits - Turn 1
10.34.05	36 T. GRADINGER	Current Lap Cancelled - Exceeded Track Limits - Turn 1
10.34.25	62 S. MANZI	Current Lap Cancelled - Exceeded Track Limits - Turn 1
10.34.27	68 L. POWER	Current Lap Cancelled - Exceeded Track Limits - Turn 1
10.36.07	9 J. NAVARRO	Current Lap Cancelled - Exceeded Track Limits - Turn 1
10.36.40	27 A. DIAZ	Current Lap Cancelled - Exceeded Track Limits - Turn 1
10.37.31	17 J. MCPHEE	Current Lap Cancelled - Exceeded Track Limits - Turn 1
10.37.59	62 S. MANZI	Current Lap Cancelled - Exceeded Track Limits - Turn 1
10.38.15	66 N. TUULI	Current Lap Cancelled - Exceeded Track Limits - Turn 1
10.38.16	50 O. VOSTATEK	Current Lap Cancelled - Exceeded Track Limits - Turn 1
10.39.19	17 J. MCPHEE	Current Lap Cancelled - Exceeded Track Limits - Turn 1
10.40.35	55 Y. MONTELLA	Current Lap Cancelled - Exceeded Track Limits - Turn 1
10.40.37	14 L. MAHIAS	Current Lap Cancelled - Exceeded Track Limits - Turn 1
10.40.38	48 L. DALLA PORTA	Current Lap Cancelled - Exceeded Track Limits - Turn 1
10.40.41	7 A. NORRODIN	Current Lap Cancelled - Exceeded Track Limits - Turn 1
10.42.24	7 A. NORRODIN	Current Lap Cancelled - Exceeded Track Limits - Turn 1
10.42.26	64 F. CARICASULO	Crashed - Turn 15
10.42.56	36 T. GRADINGER	Current Lap Cancelled - Exceeded Track Limits - Turn 1
10.43.20	71 T. EDWARDS	Current Lap Cancelled - Exceeded Track Limits - Turn 1
10.44.37	25 A. VERDOIA	Current Lap Cancelled - Exceeded Track Limits - Turn 1
10.44.38	95 T. MACKENZIE	Current Lap Cancelled - Exceeded Track Limits - Turn 1
10.44.54	9 J. NAVARRO	Crashed - Turn 20
10.45.32	27 A. DIAZ	Crashed - Turn 15
10.45.47	11 N. BULEGA	Lap Cancelled [1'35.252] - Yellow Flag - Turn 15-16
10.45.52	98 M. ABE	Lap Cancelled [1'38.873] - Yellow Flag - Turn 15-16
10.45.55		RED FLAG
10.45.57	50 O. VOSTATEK	Lap Cancelled [1'38.150] - Yellow Flag - Turn 15-16
10.46.02	71 T. EDWARDS	Lap Cancelled [1'38.544] - Yellow Flag - Turn 15-16
10.46.07	51 A. SARMOON	Lap Cancelled [1'37.258] - Yellow Flag - Turn 15-16
10.46.12	28 G. VAN STRAALEN	Lap Cancelled [1'35.753] - Yellow Flag - Turn 15-16
10.46.17	69 T. BOOTH-AMOS	Lap Cancelled [1'37.758] - Yellow Flag - Turn 15-16
10.46.22	23 M. SCHROETTER	Lap Cancelled [1'35.291] - Yellow Flag - Turn 15-16
10.46.27	9 J. NAVARRO	Lap Cancelled [1'35.352] - Yellow Flag - Turn 15-16

Start 10:25 End 10:51 The results are provisional until the end of the time limit for protests and appeals and the completion of the technical checks.

These data/results cannot be reproduced, stored and/or transmitted in whole or in part by any manner of electronic, mechanical, photocopying, recording, broadcasting or otherwise now known or herein after developed without the previous express consent by the copyright owner, except for reproduction in daily press and regular printed publications on sale to the public within 60 days of the event related to those data/results and always provided that copyright symbol appears together as follows below.

© DORNA WSBK ORGANIZATION Srl 2023



Acerbis Czech Round, 28-30 July 2023
Results Tissot Superpole

10.46.32	66 N. TUULI	Lap Cancelled [1'35.334] - Yellow Flag - Turn 15-16
10.46.37	54 B. SOFUOGLU	Lap Cancelled [1'35.579] - Yellow Flag - Turn 15-16
10.46.42	94 V. DEBISE	Lap Cancelled [1'43.733] - Yellow Flag - Turn 15-16
10.46.47	55 Y. MONTELLA	Lap Cancelled [1'42.658] - Yellow Flag - Turn 15-16
10.46.52	99 A. HUERTAS	Lap Cancelled [1'44.609] - Yellow Flag - Turn 15-16
10.47.08	9 J. NAVARRO	Medical Centre
10.47.09	27 A. DIAZ	Medical Centre
10.49.35	54 B. SOFUOGLU	Lap Cancelled [1'35.813] - Yellow Flag - Turn 20-21
10.49.40	94 V. DEBISE	Lap Cancelled [1'35.886] - Yellow Flag - Turn 20-21
10.49.45	55 Y. MONTELLA	Lap Cancelled [1'35.008] - Yellow Flag - Turn 20-21
10.49.50	99 A. HUERTAS	Lap Cancelled [1'35.461] - Yellow Flag - Turn 20-21
10.49.55	48 L. DALLA PORTA	Lap Cancelled [1'36.982] - Yellow Flag - Turn 20-21
10.50.00	7 A. NORRODIN	Lap Cancelled [1'37.594] - Yellow Flag - Turn 20-21
10.50.05	14 L. MAHIAS	Lap Cancelled [1'36.079] - Yellow Flag - Turn 20-21
10.50.10	62 S. MANZI	Lap Cancelled [1'36.210] - Yellow Flag - Turn 20-21
10.50.15	73 M. KOFLER	Lap Cancelled [1'52.598] - Yellow Flag - Turn 20-21
10.50.20	16 Y. OKAYA	Lap Cancelled [1'46.266] - Yellow Flag - Turn 20-21
10.50.25	68 L. POWER	Lap Cancelled [1'40.706] - Yellow Flag - Turn 20-21
10.50.30	3 R. DE ROSA	Lap Cancelled [1'39.427] - Yellow Flag - Turn 20-21
10.50.35	29 N. SPINELLI	Lap Cancelled [1'37.702] - Yellow Flag - Turn 20-21
10.50.40	17 J. MCPHEE	Lap Cancelled [1'38.735] - Yellow Flag - Turn 20-21
10.50.45	14 L. MAHIAS	Lap Cancelled [1'36.079] - Yellow Flag - Turn 15-16
10.50.50	73 M. KOFLER	Lap Cancelled [1'52.598] - Yellow Flag - Turn 15-16
10.50.55	16 Y. OKAYA	Lap Cancelled [1'46.266] - Yellow Flag - Turn 15-16
10.51.00	62 S. MANZI	Lap Cancelled [1'36.210] - Yellow Flag - Turn 15-16
10.51.08		End Of Session

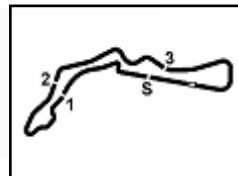
Fastest Laps Sequence

No.	Rider	Nat	Team	Bike	Local Time	Time	Gap	Avg
55	Y. MONTELLA	ITA	Barni Spark Racing Team	Ducati Panigale V2	10:28'17.025	1'35.802		158,276
99	A. HUERTAS	ESP	MTM Kawasaki	Kawasaki ZX-6R	10:28'51.702	1'35.773	-0.029	158,324
62	S. MANZI	ITA	Ten Kate Racing Yamaha	Yamaha YZF R6	10:29'29.746	1'35.590	-0.183	158,627
11	N. BULEGA	ITA	Aruba.it Racing WorldSSP Team	Ducati Panigale V2	10:29'40.485	1'34.882	-0.708	159,811
11	N. BULEGA	ITA	Aruba.it Racing WorldSSP Team	Ducati Panigale V2	10:38'19.848	1'34.803	-0.079	159,944
11	N. BULEGA	ITA	Aruba.it Racing WorldSSP Team	Ducati Panigale V2	10:41'29.575	1'34.479	-0.324	160,493

Start 29/07/2023 10:25 End 10:51 The results are provisional until the end of the time limit for protests and appeals and the completion of the technical checks.

These data/results cannot be reproduced, stored and/or transmitted in whole or in part by any manner of electronic, mechanical, photocopying, recording, broadcasting or otherwise now known or herein after developed without the previous express consent by the copyright owner, except for reproduction in daily press and regular printed publications on sale to the public within 60 days of the event related to those data/results and always provided that copyright symbol appears together as follows below.

© DORNA WSBK ORGANIZATION Srl 2023



Autodrom Most 4.212 m

Acerbis Czech Round, 28-30 July 2023

Starting Grid - Race 1 (19 Laps x 4,212 km = 80,028 km)

1	11	BULEGA N. Ducati	1'34.479	2	62	MANZI S. Yamaha	1'34.882	3	3	DE ROSA R. Ducati	1'34.968	
2	4	54	SOFUOGLU B. MV Agusta	1'35.116	5	99	HUERTAS A. Kawasaki	1'35.123	6	55	MONTELLA Y. Ducati	1'35.235
3	7	9	NAVARRO J. Yamaha	1'35.240	8	64	CARICASULO F. Ducati	1'35.242	9	94	DEBISE V. Yamaha	1'35.297
4	10	28	VAN STRAALEN G. Yamaha	1'35.347	11	66	TUULI N. Triumph	1'35.430	12	29	SPINELLI N. Yamaha	1'35.453
5	13	23	SCHROETTER M. MV Agusta	1'35.472	14	25	VERDOIA A. Yamaha	1'35.566	15	14	MAHIAS L. Kawasaki	1'35.603
6	16	47	KOFLER A. Ducati	1'35.952	17	69	BOOTH-AMOS T. Kawasaki	1'36.124	18	51	SARMOON A. Yamaha	1'36.333
7	19	17	MCPHEE J. Kawasaki	1'36.451	20	50	VOSTATEK O. Triumph	1'36.084	21	95	MACKENZIE T. Honda	1'36.460
8	22	71	EDWARDS T. Yamaha	1'36.197	23	27	DIAZ A. Yamaha	1'36.502	24	73	KOFLER M. Ducati	1'36.586
9	25	68	POWER L. Kawasaki	1'36.604	26	22	FULIGNI F. Ducati	1'36.753	27	48	DALLA PORTA L. Yamaha	1'36.763
10	28	36	GRADINGER T. Yamaha	1'36.917	29	7	NORRODIN A. Honda	1'37.539	30	16	OKAYA Y. Kawasaki	1'38.150
11	31	98	ABE M. Yamaha	1'38.828								

N.16 (Okaya Y.) has been penalized with a LLP for Irresponsible Riding (Imola infraction)

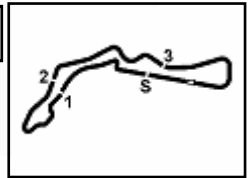
N.50 (Vostatek O.) has been penalized with a 3 grid position penalty for slow riding in line during superpole

N.71 (Edwards T.) has been penalized with a 3 grid position penalty for slow riding in line during superpole

29/07/2023 The Race Director

* = Penalized

These data/results cannot be reproduced, stored and/or transmitted in whole or in part by any manner of electronic, mechanical, photocopying, recording, broadcasting or otherwise now known or herein after developed without the previous express consent by the copyright owner, except for reproduction in daily press and regular printed publications on sale to the public within 60 days of the event related to those data/results and always provided that copyright symbol appears together as follows below. © DORNA WSBK ORGANIZATION Srl 2023



Acerbis Czech Round, 28-30 July 2023
Best Sectors & Speed Tisot Superpole

BEST LAP		
1	11 N. BULEGA	Ducati Panigale V2 1'34.479
2	62 S. MANZI	Yamaha YZF R6 1'34.882
3	3 R. DE ROSA	Ducati Panigale V2 1'34.968
4	54 B. SOFUOGLU	MV Agusta F3 800 RR 1'35.116
5	99 A. HUERTAS	Kawasaki ZX-6R 1'35.123
6	55 Y. MONTELLA	Ducati Panigale V2 1'35.235
7	9 J. NAVARRO	Yamaha YZF R6 1'35.240
8	64 F. CARICASULO	Ducati Panigale V2 1'35.242
9	94 V. DEBISE	Yamaha YZF R6 1'35.297
10	28 G. VAN STRAALLEN	Yamaha YZF R6 1'35.347
11	66 N. TUULI	Triumph Street Triple RS 765 1'35.430
12	29 N. SPINELLI	Yamaha YZF R6 1'35.453
13	23 M. SCHROETTER	MV Agusta F3 800 RR 1'35.472
14	25 A. VERDOIA	Yamaha YZF R6 1'35.566
15	14 L. MAHIAS	Kawasaki ZX-6R 1'35.603
16	47 A. KOFLER	Ducati Panigale V2 1'35.952
17	50 D. VOSTATEK	Triumph Street Triple RS 765 1'36.084
18	69 T. BOOTH-AMOS	Kawasaki ZX-6R 1'36.124
19	71 T. EDWARDS	Yamaha YZF R6 1'36.197
20	51 A. SARMOON	Yamaha YZF R6 1'36.333
21	17 J. MCPHEE	Kawasaki ZX-6R 1'36.451
22	95 T. MACKENZIE	Honda CBR600RR 1'36.460
23	27 A. DIAZ	Yamaha YZF R6 1'36.502
24	73 M. KOFLER	Ducati Panigale V2 1'36.586
25	68 L. POWER	Kawasaki ZX-6R 1'36.604
26	22 F. FULIGNI	Ducati Panigale V2 1'36.753
27	48 L. DALLA PORTA	Yamaha YZF R6 1'36.763
28	36 T. GRADINGER	Yamaha YZF R6 1'36.917
29	7 A. NORRODIN	Honda CBR600RR 1'37.539
30	16 Y. OKAYA	Kawasaki ZX-6R 1'38.150
31	98 M. ABE	Yamaha YZF R6 1'38.828

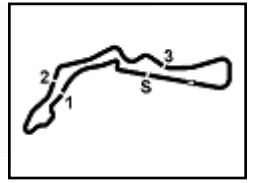
SPEED		
1	47 A. KOFLER	Ducati Panigale V2 260,2
2	66 N. TUULI	Triumph Street Triple RS 765 259,6
3	50 D. VOSTATEK	Triumph Street Triple RS 765 259,6
4	23 M. SCHROETTER	MV Agusta F3 800 RR 259,6
5	99 A. HUERTAS	Kawasaki ZX-6R 258,4
6	94 V. DEBISE	Yamaha YZF R6 257,7
7	48 L. DALLA PORTA	Yamaha YZF R6 257,1
8	17 J. MCPHEE	Kawasaki ZX-6R 256,5
9	11 N. BULEGA	Ducati Panigale V2 256,5
10	69 T. BOOTH-AMOS	Kawasaki ZX-6R 255,9
11	25 A. VERDOIA	Yamaha YZF R6 255,9
12	71 T. EDWARDS	Yamaha YZF R6 255,9
13	95 T. MACKENZIE	Honda CBR600RR 255,3
14	29 N. SPINELLI	Yamaha YZF R6 254,8
15	54 B. SOFUOGLU	MV Agusta F3 800 RR 254,8
16	28 G. VAN STRAALLEN	Yamaha YZF R6 254,8
17	73 M. KOFLER	Ducati Panigale V2 254,2
18	3 R. DE ROSA	Ducati Panigale V2 254,2
19	55 Y. MONTELLA	Ducati Panigale V2 254,2
20	64 F. CARICASULO	Ducati Panigale V2 253,6
21	9 J. NAVARRO	Yamaha YZF R6 253,0
22	7 A. NORRODIN	Honda CBR600RR 251,8
23	62 S. MANZI	Yamaha YZF R6 251,8
24	51 A. SARMOON	Yamaha YZF R6 251,8
25	16 Y. OKAYA	Kawasaki ZX-6R 251,3
26	14 L. MAHIAS	Kawasaki ZX-6R 250,7
27	22 F. FULIGNI	Ducati Panigale V2 250,7
28	27 A. DIAZ	Yamaha YZF R6 250,7
29	68 L. POWER	Kawasaki ZX-6R 250,7
30	36 T. GRADINGER	Yamaha YZF R6 250,1
31	98 M. ABE	Yamaha YZF R6 245,6

SEG. 1		SEG. 2		SEG. 3		SEG. 4	
1	11 N. BULEGA 23.153	1	28 G. VAN STRAALLEN 23.337	1	55 Y. MONTELLA 23.760	1	11 N. BULEGA 23.984
2	54 B. SOFUOGLU 23.177	2	66 N. TUULI 23.354	2	11 N. BULEGA 23.779	2	99 A. HUERTAS 24.043
3	55 Y. MONTELLA 23.255	3	54 B. SOFUOGLU 23.356	3	62 S. MANZI 23.830	3	62 S. MANZI 24.188
4	9 J. NAVARRO 23.315	4	11 N. BULEGA 23.364	4	99 A. HUERTAS 23.867	4	3 R. DE ROSA 24.191
5	3 R. DE ROSA 23.331	5	64 F. CARICASULO 23.387	5	3 R. DE ROSA 23.912	5	9 J. NAVARRO 24.204
6	23 M. SCHROETTER 23.345	6	62 S. MANZI 23.407	6	14 L. MAHIAS 23.917	6	55 Y. MONTELLA 24.208
7	64 F. CARICASULO 23.347	7	9 J. NAVARRO 23.419	7	94 V. DEBISE 24.002	7	64 F. CARICASULO 24.228
8	62 S. MANZI 23.352	8	99 A. HUERTAS 23.439	8	64 F. CARICASULO 24.005	8	23 M. SCHROETTER 24.236
9	66 N. TUULI 23.360	9	14 L. MAHIAS 23.451	9	66 N. TUULI 24.005	9	25 A. VERDOIA 24.249
10	99 A. HUERTAS 23.411	10	94 V. DEBISE 23.479	10	25 A. VERDOIA 24.031	10	29 N. SPINELLI 24.254
11	94 V. DEBISE 23.442	11	3 R. DE ROSA 23.488	11	9 J. NAVARRO 24.032	11	66 N. TUULI 24.265
12	28 G. VAN STRAALLEN 23.444	12	23 M. SCHROETTER 23.515	12	29 N. SPINELLI 24.054	12	14 L. MAHIAS 24.270
13	25 A. VERDOIA 23.460	13	55 Y. MONTELLA 23.542	13	28 G. VAN STRAALLEN 24.093	13	28 G. VAN STRAALLEN 24.282
14	29 N. SPINELLI 23.462	14	29 N. SPINELLI 23.567	14	23 M. SCHROETTER 24.120	14	50 D. VOSTATEK 24.324
15	48 L. DALLA PORTA 23.590	15	25 A. VERDOIA 23.599	15	50 D. VOSTATEK 24.162	15	54 B. SOFUOGLU 24.344
16	71 T. EDWARDS 23.595	16	73 M. KOFLER 23.615	16	68 L. POWER 24.169	16	47 A. KOFLER 24.346
17	69 T. BOOTH-AMOS 23.619	17	71 T. EDWARDS 23.625	17	51 A. SARMOON 24.175	17	94 V. DEBISE 24.374
18	17 J. MCPHEE 23.636	18	47 A. KOFLER 23.639	18	54 B. SOFUOGLU 24.176	18	17 J. MCPHEE 24.377
19	47 A. KOFLER 23.640	19	50 D. VOSTATEK 23.648	19	27 A. DIAZ 24.193	19	71 T. EDWARDS 24.404
20	14 L. MAHIAS 23.679	20	95 T. MACKENZIE 23.679	20	47 A. KOFLER 24.243	20	69 T. BOOTH-AMOS 24.428
21	73 M. KOFLER 23.687	21	51 A. SARMOON 23.689	21	95 T. MACKENZIE 24.261	21	51 A. SARMOON 24.499
22	50 D. VOSTATEK 23.708	22	68 L. POWER 23.758	22	69 T. BOOTH-AMOS 24.312	22	95 T. MACKENZIE 24.512
23	51 A. SARMOON 23.724	23	69 T. BOOTH-AMOS 23.765	23	7 A. NORRODIN 24.325	23	36 T. GRADINGER 24.525
24	27 A. DIAZ 23.732	24	27 A. DIAZ 23.775	24	36 T. GRADINGER 24.393	24	73 M. KOFLER 24.593
25	22 F. FULIGNI 23.743	25	22 F. FULIGNI 23.814	25	17 J. MCPHEE 24.426	25	27 A. DIAZ 24.598
26	36 T. GRADINGER 23.789	26	36 T. GRADINGER 23.840	26	22 F. FULIGNI 24.463	26	48 L. DALLA PORTA 24.600
27	16 Y. OKAYA 23.862	27	48 L. DALLA PORTA 23.900	27	73 M. KOFLER 24.469	27	22 F. FULIGNI 24.619
28	95 T. MACKENZIE 23.915	28	17 J. MCPHEE 23.941	28	48 L. DALLA PORTA 24.503	28	7 A. NORRODIN 24.642
29	68 L. POWER 23.937	29	7 A. NORRODIN 24.075	29	71 T. EDWARDS 24.547	29	68 L. POWER 24.740
30	7 A. NORRODIN 23.998	30	16 Y. OKAYA 24.229	30	16 Y. OKAYA 24.875	30	16 Y. OKAYA 24.755
31	98 M. ABE 24.126	31	98 M. ABE 24.267	31	98 M. ABE 25.033	31	98 M. ABE 25.200

29/07/2023

These data/results cannot be reproduced, stored and/or transmitted in whole or in part by any manner of electronic, mechanical, photocopying, recording, broadcasting or otherwise now known or herein after developed without the previous express consent by the copyright owner, except for reproduction in daily press and regular printed publications on sale to the public within 60 days of the event related to those data/results and always provided that copyright symbol appears together as follows below.

© DORNA WSBK ORGANIZATION Srl 2023



Acerbis Czech Round, 28-30 July 2023
Ideal Times Tissot Superpole

Autodrom Most 4.212 m

No. Rider	Nat	Bike	Seg. 1 Diff. 1	Seg. 2 Diff. 2	Seg. 3 Diff. 3	Seg. 4 Diff. 4	Ideal Time Best Lap	Pos.	Diff.
1 11 N. BULEGA	ITA	Ducati Panigale V2	23.153	23.364	23.779 +0.199	23.984	1'34.280 1'34.479	1	0.199
2 99 A. HUERTAS	ESP	Kawasaki ZX-6R	23.411	23.439	23.867 +0.135	24.043 +0.228	1'34.760 1'35.123	5	0.363
3 55 Y. MONTELLA	ITA	Ducati Panigale V2	23.255 +0.031	23.542 +0.041	23.760 +0.290	24.208 +0.108	1'34.765 1'35.235	6	0.470
4 62 S. MANZI	ITA	Yamaha YZF R6	23.352	23.407 +0.039	23.830	24.188 +0.066	1'34.777 1'34.882	2	0.105
5 3 R. DE ROSA	ITA	Ducati Panigale V2	23.331	23.488	23.912	24.191 +0.046	1'34.922 1'34.968	3	0.046
6 64 F. CARICASULO	ITA	Ducati Panigale V2	23.347 +0.086	23.387 +0.127	24.005	24.228 +0.062	1'34.967 1'35.242	8	0.275
7 9 J. NAVARRO	ESP	Yamaha YZF R6	23.315 +0.034	23.419 +0.193	24.032 +0.043	24.204	1'34.970 1'35.240	7	0.270
8 66 N. TUULI	FIN	Triumph Street Triple RS 765	23.360 +0.113	23.354 +0.220	24.005 +0.087	24.265 +0.026	1'34.984 1'35.430	11	0.446
9 54 B. SOFUOGLU	TUR	MV Agusta F3 800 RR	23.177	23.356	24.176	24.344 +0.063	1'35.053 1'35.116	4	0.063
10 28 G. VAN STRAALEN	NED	Yamaha YZF R6	23.444	23.337 +0.177	24.093 +0.014	24.282	1'35.156 1'35.347	10	0.191
11 23 M. SCHROETTER	GER	MV Agusta F3 800 RR	23.345 +0.077	23.515 +0.179	24.120	24.236	1'35.216 1'35.472	13	0.256
12 94 V. DEBISE	FRA	Yamaha YZF R6	23.442	23.479	24.002	24.374	1'35.297 1'35.297	9	
13 14 L. MAHIAS	FRA	Kawasaki ZX-6R	23.679 +0.081	23.451 +0.179	23.917	24.270 +0.026	1'35.317 1'35.603	15	0.286
14 29 N. SPINELLI	ITA	Yamaha YZF R6	23.462 +0.040	23.567 +0.076	24.054	24.254	1'35.337 1'35.453	12	0.116
15 25 A. VERDOIA	FRA	Yamaha YZF R6	23.460	23.599 +0.004	24.031 +0.113	24.249 +0.110	1'35.339 1'35.566	14	0.227
16 50 D. VOSTATEK	CZE	Triumph Street Triple RS 765	23.708 +0.110	23.648 +0.132	24.162	24.324	1'35.842 1'36.084	17	0.242
17 47 A. KOFLER	AUT	Ducati Panigale V2	23.640	23.639	24.243 +0.056	24.346 +0.028	1'35.868 1'35.952	16	0.084
18 51 A. SARMOON	THA	Yamaha YZF R6	23.724 +0.131	23.689 +0.115	24.175	24.499	1'36.087 1'36.333	20	0.246
19 69 T. BOOTH-AMOS	GBR	Kawasaki ZX-6R	23.619	23.765	24.312	24.428	1'36.124 1'36.124	18	
20 71 T. EDWARDS	AUS	Yamaha YZF R6	23.595	23.625	24.547 +0.026	24.404	1'36.171 1'36.197	19	0.026
21 27 A. DIAZ	ESP	Yamaha YZF R6	23.732 +0.139	23.775	24.193	24.598 +0.065	1'36.298 1'36.502	23	0.204
22 73 M. KOFLER	AUT	Ducati Panigale V2	23.687	23.615	24.469 +0.204	24.593 +0.018	1'36.364 1'36.586	24	0.222
23 95 T. MACKENZIE	GBR	Honda CBR600RR	23.915 +0.046	23.679	24.261 +0.034	24.512 +0.013	1'36.367 1'36.460	22	0.093
24 17 J. MCPHEE	GBR	Kawasaki ZX-6R	23.636	23.941 +0.071	24.426	24.377	1'36.380 1'36.451	21	0.071
25 36 T. GRADINGER	AUT	Yamaha YZF R6	23.789	23.840 +0.127	24.393 +0.136	24.525 +0.107	1'36.547 1'36.917	28	0.370
26 48 L. DALLA PORTA	ITA	Yamaha YZF R6	23.590 +0.027	23.900 +0.127	24.503 +0.016	24.600	1'36.593 1'36.763	27	0.170
27 68 L. POWER	AUS	Kawasaki ZX-6R	23.937	23.758	24.169	24.740	1'36.604 1'36.604	25	
28 22 F. FULIGNI	ITA	Ducati Panigale V2	23.743 +0.014	23.814	24.463 +0.037	24.619 +0.063	1'36.639 1'36.753	26	0.114
29 7 A. NORRODIN	MAS	Honda CBR600RR	23.998 +0.040	24.075	24.325 +0.163	24.642 +0.296	1'37.040 1'37.539	29	0.499
30 16 Y. OKAYA	JPN	Kawasaki ZX-6R	23.862 +0.303	24.229	24.875	24.755 +0.126	1'37.721 1'38.150	30	0.429
31 98 M. ABE	JPN	Yamaha YZF R6	24.126 +0.105	24.267	25.033 +0.097	25.200	1'38.626 1'38.828	31	0.202
Overall Ideal Time			23.153	23.337	23.760	23.984	1'34.234		

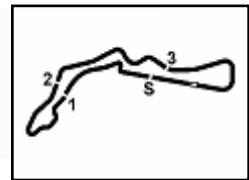
29/07/2023

These data/results cannot be reproduced, stored and/or transmitted in whole or in part by any manner of electronic, mechanical, photocopying, recording, broadcasting or otherwise now known or herein after developed without the previous express consent by the copyright owner, except for reproduction in daily press and regular printed publications on sale to the public within 60 days of the event related to those data/results and always provided that copyright symbol appears together as follows below.

© DORNA WSBK ORGANIZATION Srl 2023

FICR PERUGIA TIMING





Acerbis Czech Round, 28-30 July 2023
Chronological Analysis Tissot Superpole

1° 11 N. BULEGA [1'34.479]							
Lap	Seg1	Seg2	Seg3	Seg4	Lap Time	km/h	Local Time
1		24.522	24.025	24.342			10:28'05.603
2	23.423	23.535	23.851	24.073	1'34.882	251,3	10:29'40.485
3	23.383	28.336	24.473	40.482	1'56.674P	250,7	10:31'37.159
4	3'55.560	23.998	24.048	24.280	5'07.886P		10:36'45.045
5	23.458	23.494	23.779	24.072	1'34.803	251,3	10:38'19.848
6	23.206	23.382	23.832	24.828	1'35.248	251,8	10:39'55.096
7	23.153	23.364	23.978	23.984	1'34.479	256,5	10:41'29.575
8	23.173	23.748	24.070	24.261	1'35.252C	255,9	10:43'04.827
9	23.401	23.465	23.824	24.151	1'34.841	254,2	10:44'39.668
10	23.252	23.475	24.027	24.820	1'35.574C	254,8	10:46'15.242

7	23.506	23.509	23.952	24.403	1'35.370	250,1	10:40'29.346
8	23.411	23.439	24.002	24.271	1'35.123	251,8	10:42'04.469
9	23.583	25.316	26.741	28.969	1'44.609C	249,0	10:43'49.078
10	23.590	23.459	23.867	24.545	1'35.461C	254,2	10:45'24.539

2° 62 S. MANZI [1'34.882]							
Lap	Seg1	Seg2	Seg3	Seg4	Lap Time	km/h	Local Time
1		24.268	24.312	24.493			10:27'54.156
2	23.762	23.674	23.899	24.255	1'35.590	249,0	10:29'29.746
3	23.507	23.494	23.888	24.188	1'35.077	250,1	10:31'04.823
4	23.566	23.737	24.231	24.362	1'35.896	251,3	10:32'40.719
5	23.386	23.459	23.848	24.406	1'35.099	249,5	10:34'15.818
6	24.915	24.107	24.621	37.921	1'51.564CP	249,0	10:36'07.382
7	2'07.694	24.628	24.320	24.315	3'20.957CP		10:39'28.339
8	23.538	23.492	23.893	24.281	1'35.204	250,7	10:41'03.543
9	23.352	23.446	23.830	24.254	1'34.882	251,3	10:42'38.425
10	23.398	23.407	26.161	24.880	1'37.846	250,7	10:44'16.271
11	23.545	23.684	24.010	24.971	1'36.210C	251,8	10:45'52.481

6° 55 Y. MONTELLA [1'35.235]							
Lap	Seg1	Seg2	Seg3	Seg4	Lap Time	km/h	Local Time
1		24.585	24.899	24.574			10:26'41.223
2	23.583	23.735	24.047	24.437	1'35.802	249,0	10:28'17.025
3	23.669	23.584	24.090	24.208	1'35.551	250,1	10:29'52.576
4	23.286	23.583	24.050	24.316	1'35.235	250,7	10:31'27.811
5	23.255	23.574	24.166	36.620	1'47.615P	251,8	10:33'15.426
6	4'20.195	24.227	24.024	24.768	5'33.214P		10:38'48.640
7	23.627	23.712	23.875	24.253	1'35.467	249,5	10:40'24.107
8	29.744	23.591	24.053	24.309	1'41.697C	253,6	10:42'05.804
9	23.395	23.562	27.742	27.959	1'42.658C	254,2	10:43'48.462
10	23.402	23.542	23.760	24.304	1'35.008C	252,4	10:45'23.470

3° 3 R. DE ROSA [1'34.968]							
Lap	Seg1	Seg2	Seg3	Seg4	Lap Time	km/h	Local Time
1		25.722	24.328	24.458			10:28'07.076
2	23.656	23.594	24.085	24.299	1'35.634	249,5	10:29'42.710
3	23.482	26.728	24.362	25.976	1'40.548	249,5	10:31'23.258
4	23.605	23.546	23.985	24.268	1'35.404	250,1	10:32'58.662
5	27.810	25.506	25.067	38.118	1'56.501CP	250,1	10:34'55.163
6	3'21.943	24.659	24.778	31.855	4'43.235P		10:39'38.398
7	23.581	23.659	24.287	24.319	1'35.846	253,0	10:41'14.244
8	23.571	23.566	23.980	24.191	1'35.308	254,2	10:42'49.552
9	23.331	23.488	23.912	24.237	1'34.968	251,8	10:44'24.520
10	23.385	24.379	25.059	26.604	1'39.427C	253,0	10:46'03.947

7° 9 J. NAVARRO [1'35.240]							
Lap	Seg1	Seg2	Seg3	Seg4	Lap Time	km/h	Local Time
1		25.029	24.817	24.431			10:27'47.701
2	23.623	23.648	24.184	24.422	1'35.877	249,0	10:29'23.578
3	23.550	23.574	24.066	24.265	1'35.455	249,0	10:30'59.033
4	23.315	23.651	24.032	24.375	1'35.373	250,1	10:32'34.406
5	26.979	30.827	25.555	24.355	1'47.716C	249,5	10:34'22.122
6	23.349	23.612	24.075	24.204	1'35.240	250,7	10:35'57.362
7	24.202	24.604	24.727	37.713	1'51.246CP	249,5	10:37'48.608
8	2'35.878	24.598	24.341	24.390	3'49.207P		10:41'37.815
9	23.389	23.419	24.161	24.383	1'35.352C	251,3	10:43'13.167

4° 54 B. SOFUOGLU [1'35.116]							
Lap	Seg1	Seg2	Seg3	Seg4	Lap Time	km/h	Local Time
1		24.648	24.957	24.874			10:27'25.351
2	23.658	23.645	24.253	24.654	1'36.210	249,5	10:29'01.561
3	23.476	23.516	24.296	24.536	1'35.824	251,3	10:30'37.385
4	23.276	23.511	24.331	24.625	1'35.743	252,4	10:32'13.128
5	23.320	23.623	24.362	24.344	1'35.649	253,6	10:33'48.777
6	23.177	23.356	24.176	24.407	1'35.116	254,8	10:35'23.893
7	23.263	23.403	24.193	24.471	1'35.330	253,0	10:36'59.223
8	23.554	24.295	24.928	39.442	1'52.219P	252,4	10:38'51.442
9	1'52.472	26.229	24.684	24.531	3'07.916P		10:41'59.358
10	23.267	23.492	24.258	24.562	1'35.579C	251,8	10:43'34.937
11	23.438	23.400	24.441	24.534	1'35.813C	254,8	10:45'10.750

8° 64 F. CARICASULO [1'35.242]							
Lap	Seg1	Seg2	Seg3	Seg4	Lap Time	km/h	Local Time
1		28.134	24.818	24.311			10:28'07.764
2	23.566	23.535	24.073	24.235	1'35.409	253,0	10:29'43.173
3	23.360	23.649	24.121	24.228	1'35.358	253,6	10:31'18.531
4	23.433	23.514	24.005	24.290	1'35.242	251,3	10:32'53.773
5	31.009	27.673	25.098	40.411	2'04.191CP	251,8	10:34'57.964
6	3'14.299	29.010	24.548	32.438	4'40.295P		10:39'38.259
7	23.407	23.571	24.436	24.280	1'35.694	252,4	10:41'13.953

5° 99 A. HUERTAS [1'35.123]							
Lap	Seg1	Seg2	Seg3	Seg4	Lap Time	km/h	Local Time
1		23.922	24.423	24.439			10:27'15.929
2	23.849	23.593	24.084	24.247	1'35.773	247,3	10:28'51.702
3	23.641	23.600	24.048	24.200	1'35.489	251,3	10:30'27.191
4	23.423	23.803	23.896	24.043	1'35.165	252,4	10:32'02.356
5	25.551	28.228	25.707	39.509	1'58.995P	258,4	10:34'01.351
6	3'40.605	23.697	23.973	24.350	4'52.625P		10:38'53.976

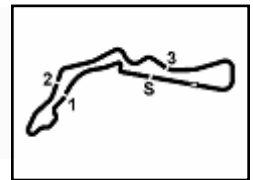
9° 94 V. DEBISE [1'35.297]							
Lap	Seg1	Seg2	Seg3	Seg4	Lap Time	km/h	Local Time
1		24.230	24.915	24.557			10:26'42.766
2	23.758	23.657	24.301	24.560	1'36.276C	248,4	10:28'19.042
3	23.583	23.547	24.094	24.445	1'35.669	249,5	10:29'54.711
4	23.634	23.700	25.134	24.481	1'36.949	249,5	10:31'31.660
5	23.442	23.479	24.002	24.374	1'35.297	250,7	10:33'06.957
6	23.869	23.835	24.833	38.055	1'50.592P	251,3	10:34'57.549
7	2'17.402	25.162	27.531	28.897	3'38.992P		10:38'36.541
8	23.677	23.539	34.234	26.212	1'47.662	249,0	10:40'24.203
9	24.910	24.505	25.175	26.102	1'40.692	255,9	10:42'04.895
10	23.529	23.749	25.720	30.735	1'43.733C	252,4	10:43'48.628
11	23.469	23.506	24.100	24.811	1'35.886C	257,7	10:45'24.514

10° 28 G. VAN STRAALLEN [1'35.347]							
Lap	Seg1	Seg2	Seg3	Seg4	Lap Time	km/h	Local Time
1		24.377	25.029	24.674			10:27'26.609
2	23.898	23.790	24.227	24.510	1'36.425	247,3	10:29'03.034
3	23.845	23.642	24.751	24.402	1'36.640C	250,1	10:30'39.674
4	23.688	23.724	24.264	24.504	1'36.180	250,7	10:32'15.854
5	23.941	23.936	24.384	37.836	1'50.097P	249,5	10:34'05.951
6	3'03.498	23.881	24.227	24.503	4'16.109P		10:38'22.060

29/07/2023 P = Pits In/Out - C = Lap Time Cancelled

These data/results cannot be reproduced, stored and/or transmitted in whole or in part by any manner of electronic, mechanical, photocopying, recording, broadcasting or otherwise now known or herein after developed without the previous express consent by the copyright owner, except for reproduction in daily press and regular printed publications on sale to the public within 60 days of the event related to those data/results and always provided that copyright symbol appears together as follows below.

© DORNA WSBK ORGANIZATION Srl 2023



Autodrom Most 4.212 m

Acerbis Czech Round, 28-30 July 2023
Chronological Analysis Tissot Superpole

2 / 4

7	23.815	23.595	24.093	24.323	1'35.826	249,5	10:39'57.886	5	5'02.024	24.390	24.716	24.545	6'15.675P	10:38'50.088	
8	23.444	23.514	24.107	24.282	1'35.347	253,0	10:41'33.233	6	23.760	23.630	23.917	24.296	1'35.603	246,2	10:40'25.691
9	23.550	23.543	24.261	24.399	1'35.753C	254,8	10:43'08.986	7	29.303	23.885	30.404	28.301	1'51.893C	250,1	10:42'17.584
10	23.608	23.337	24.247	24.589	1'35.781	251,8	10:44'44.767	8	23.754	23.451	30.399	37.595	1'55.199	247,9	10:44'12.783
								9	23.679	23.657	24.112	24.631	1'36.079C	249,5	10:45'48.862

11° 66 N. TUULI [1'35.430]

Lap	Seg.1	Seg.2	Seg.3	Seg.4	Lap Time	km/h	Local Time
1		27.762	24.781	24.634			10:28'08.380
2	23.500	23.570	24.097	24.265	1'35.432	252,4	10:29'43.812
3	23.609	25.778	24.513	25.896	1'39.796	251,8	10:31'23.608
4	23.473	23.574	24.092	24.291	1'35.430	253,6	10:32'59.038
5	23.924	24.220	24.429	37.910	1'50.483P	253,6	10:34'49.521
6	3'43.706	29.931	25.811	26.329	5'05.777CP		10:39'55.298
7	23.561	28.470	26.325	24.512	1'42.868	259,6	10:41'38.166
8	23.626	23.354	24.005	24.349	1'35.334C	255,3	10:43'13.500
9	23.360	26.089	24.469	24.624	1'38.542	255,3	10:44'52.042

16° 47 A. KOFLER [1'35.952]

Lap	Seg.1	Seg.2	Seg.3	Seg.4	Lap Time	km/h	Local Time
1		27.670	28.737	25.642			10:27'01.891
2	23.938	24.102	24.598	24.527	1'37.165	254,2	10:28'39.056
3	27.819	27.713	25.379	25.572	1'46.483C	254,2	10:30'25.539
4	24.068	23.811	24.430	24.466	1'36.775	253,6	10:32'02.314
5	28.410	25.478	25.711	39.221	1'58.820CP	259,0	10:34'01.134
6	4'16.285	24.496	24.756	31.998	5'37.535P		10:39'38.669
7	24.115	24.004	24.250	24.372	1'36.741	254,2	10:41'15.410
8	23.660	23.743	24.243	24.346	1'35.992	260,2	10:42'51.402
9	23.640	23.639	24.299	24.374	1'35.952	257,1	10:44'27.354
10	24.171	23.756	28.356	29.424	1'45.707C	259,6	10:46'13.061

12° 29 N. SPINELLI [1'35.453]

Lap	Seg.1	Seg.2	Seg.3	Seg.4	Lap Time	km/h	Local Time
1							10:25'12.391
2	40.493	24.872	25.574	24.754	1'55.693P		10:27'08.084
3	23.772	23.814	24.231	24.380	1'36.197	249,0	10:28'44.281
4	23.844	25.155	25.282	25.771	1'40.052	252,4	10:30'24.333
5	23.794	23.781	24.099	24.382	1'36.056	253,0	10:32'00.389
6	23.750	24.685	25.274	41.445	1'55.154P	248,4	10:33'55.543
7	4'27.095	24.660	25.046	27.595	5'44.396P		10:39'39.939
8	23.949	24.006	24.492	24.808	1'37.255	252,4	10:41'17.194
9	23.502	23.643	24.054	24.254	1'35.453	251,8	10:42'52.647
10	23.778	24.489	24.547	24.766	1'37.580	254,8	10:44'30.227
11	23.462	23.567	24.411	26.262	1'37.702C	252,4	10:46'07.929

17° 50 O. VOSTATEK [1'36.084]

Lap	Seg.1	Seg.2	Seg.3	Seg.4	Lap Time	km/h	Local Time
1		26.675	25.469	25.541			10:27'01.774
2	23.903	24.037	24.335	24.592	1'36.867	249,0	10:28'38.641
3	27.768	28.044	25.149	25.882	1'46.843C	253,0	10:30'25.484
4	23.885	23.812	24.388	24.448	1'36.533	259,0	10:32'02.017
5	24.263	25.319	25.710	25.240	1'40.532	259,0	10:33'42.549
6	24.907	24.499	24.548	39.954	1'53.908CP	252,4	10:35'36.457
7	2'57.454	27.877	27.707	25.916	4'18.954CP		10:39'55.411
8	23.818	23.780	24.162	24.324	1'36.084	259,6	10:41'31.495
9	23.708	23.943	24.583	25.916	1'38.150C	259,6	10:43'09.645
10	23.784	23.648	24.362	24.509	1'36.303	255,9	10:44'45.948

13° 23 M. SCHROETTER [1'35.472]

Lap	Seg.1	Seg.2	Seg.3	Seg.4	Lap Time	km/h	Local Time
1		24.322	24.825	24.438			10:27'55.728
2	23.583	23.686	24.281	24.456	1'36.006	251,8	10:29'31.734
3	23.469	23.664	24.217	24.385	1'35.735	252,4	10:31'07.469
4	23.462	23.673	24.426	24.418	1'35.979	252,4	10:32'43.448
5	27.585	26.401	25.123	38.554	1'57.663CP	254,2	10:34'41.111
6	4'05.320	24.384	24.551	24.421	5'18.676P		10:39'59.787
7	23.422	23.694	24.120	24.236	1'35.472	254,8	10:41'35.259
8	23.403	23.515	24.133	24.240	1'35.291C	255,3	10:43'10.550
9	23.345	29.552	24.757	24.577	1'42.231	259,6	10:44'52.781

18° 69 T. BOOTH-AMOS [1'36.124]

Lap	Seg.1	Seg.2	Seg.3	Seg.4	Lap Time	km/h	Local Time
1		28.925	27.014	27.262			10:27'06.617
2	24.077	24.325	24.701	24.539	1'37.642	248,4	10:28'44.259
3	24.039	25.211	25.348	25.861	1'40.459	251,8	10:30'24.718
4	23.701	24.105	24.636	24.559	1'37.001	251,3	10:32'01.719
5	23.778	23.825	24.379	24.433	1'36.415	255,9	10:33'38.134
6	23.619	23.765	24.312	24.428	1'36.124	251,8	10:35'14.258
7	24.193	24.183	24.758	36.569	1'49.703P	249,0	10:37'03.961
8	3'08.288	28.460	27.502	24.537	4'28.787P		10:41'32.748
9	24.127	23.937	24.540	25.154	1'37.758C	253,6	10:43'10.506
10	23.674	23.790	27.723	27.456	1'42.643	254,2	10:44'53.149

14° 25 A. VERDOIA [1'35.566]

Lap	Seg.1	Seg.2	Seg.3	Seg.4	Lap Time	km/h	Local Time
1		24.934	24.982	24.940			10:26'45.187
2	24.011	23.959	24.338	24.627	1'36.935	245,6	10:28'22.122
3	23.721	23.712	24.237	24.502	1'36.172	249,5	10:29'58.294
4	23.637	23.752	24.031	24.455	1'35.875	250,1	10:31'34.169
5	23.598	23.682	24.118	24.463	1'35.861	247,9	10:33'10.030
6	23.564	23.700	24.145	41.749	1'53.158P	249,0	10:35'03.188
7	3'15.982	25.065	24.861	29.634	4'35.542P		10:39'38.730
8	23.923	23.934	24.230	24.424	1'36.511	250,7	10:41'15.241
9	23.576	23.599	24.166	24.249	1'35.590	252,4	10:42'50.831
10	23.460	23.603	24.144	24.359	1'35.566	255,9	10:44'26.397

19° 71 T. EDWARDS [1'36.197]

Lap	Seg.1	Seg.2	Seg.3	Seg.4	Lap Time	km/h	Local Time
1							10:24'55.667
2	44.077	27.577	26.980	28.363	2'06.997P		10:27'02.664
3	23.778	23.884	24.547	24.457	1'36.666	255,3	10:28'39.330
4	27.850	25.843	25.437	25.686	1'44.816C	253,6	10:30'24.146
5	24.110	24.013	24.745	24.568	1'37.436	247,9	10:32'01.582
6	24.298	24.118	26.145	43.341	1'57.902P	250,7	10:33'59.484
7	4'34.087	26.260	28.976	26.301	5'55.624P		10:39'55.108
8	23.595	23.625	24.573	24.404	1'36.197	251,3	10:41'31.305
9	23.769	24.045	24.812	25.918	1'38.544C	251,8	10:43'09.849
10	25.300	26.795	26.037	24.738	1'42.870C	255,9	10:44'52.719

15° 14 L. MAHIAS [1'35.603]

Lap	Seg.1	Seg.2	Seg.3	Seg.4	Lap Time	km/h	Local Time
1		24.957	27.684	24.764			10:27'25.595
2	23.826	23.813	24.027	24.508	1'36.174	247,3	10:29'01.769
3	23.881	23.620	24.109	24.270	1'35.880	249,5	10:30'37.649
4	26.234	25.875	25.262	39.393	1'56.764P	250,7	10:32'34.413

20° 51 A. SARMOON [1'36.333]

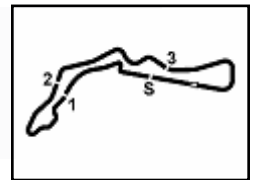
Lap	Seg.1	Seg.2	Seg.3	Seg.4	Lap Time	km/h	Local Time
1							10:24'50.844
2	40.219	24.695	24.872	24.903	1'54.689P		10:26'45.533

29/07/2023 P = Pits In/Out - C = Lap Time Cancelled

These data/results cannot be reproduced, stored and/or transmitted in whole or in part by any manner of electronic, mechanical, photocopying, recording, broadcasting or otherwise now known or herein after developed without the previous express consent by the copyright owner, except for reproduction in daily press and regular printed publications on sale to the public within 60 days of the event related to those data/results and always provided that copyright symbol appears together as follows below.

© DORNA WSBK ORGANIZATION Srl 2023





Acerbis Czech Round, 28-30 July 2023
Chronological Analysis Tissot Superpole

3	23.986	23.961	24.283	24.552	1'36.782	248,4	10:28'22.315
4	23.855	23.804	24.175	24.499	1'36.333	251,8	10:29'58.648
5	23.724	23.896	24.276	24.783	1'36.679	250,1	10:31'35.327
6	23.782	24.454	25.178	24.901	1'38.315	246,2	10:33'13.642
7	24.258	24.474	25.153	38.920	1'52.805P	245,1	10:35'06.447
8	3'20.748	27.542	27.554	30.289	4'46.133P		10:39'52.580
9	24.385	24.367	25.411	25.286	1'39.449	246,7	10:41'32.029
10	23.845	23.898	24.699	24.816	1'37.258C	251,8	10:43'09.287
11	23.882	23.689	24.315	24.770	1'36.656	250,1	10:44'45.943

25°		68 L. POWER [1'36.604]					
Lap	Seg.1	Seg.2	Seg.3	Seg.4	Lap Time	km/h	Local Time
1		24.640	24.944	25.033			10:29'06.817
2	24.140	24.141	24.489	24.842	1'37.612	245,6	10:30'44.429
3	23.951	24.019	24.471	24.895	1'37.336	247,9	10:32'21.765
4	25.742	27.075	31.874	30.501	1'55.192C	247,9	10:34'16.957
5	25.949	24.216	24.431	37.824	1'52.420CP	249,0	10:36'09.377
6	3'23.445	25.901	31.658	33.830	4'54.834P		10:41'04.211
7	24.636	24.332	28.322	25.451	1'42.741	250,7	10:42'46.952
8	23.937	23.758	24.169	24.740	1'36.604	249,5	10:44'23.556
9	24.132	23.980	25.418	27.176	1'40.706C	249,0	10:46'04.262

21°		17 J. MCPHEE [1'36.451]					
Lap	Seg.1	Seg.2	Seg.3	Seg.4	Lap Time	km/h	Local Time
1		26.727	27.724	26.135			10:27'05.205
2	24.080	24.230	25.213	24.659	1'38.182	249,0	10:28'43.387
3	25.982	24.846	25.025	26.141	1'41.994C	250,1	10:30'25.381
4	23.636	24.012	24.426	24.377	1'36.451	252,4	10:32'01.832
5	24.239	25.131	25.595	41.738	1'56.703P	256,5	10:33'58.535
6	3'48.252	26.415	28.049	27.748	5'10.464CP		10:39'08.999
7	39.627	25.856	25.578	24.772	1'55.833C	248,4	10:41'04.832
8	23.871	26.713	27.354	29.523	1'47.461	253,0	10:42'52.293
9	23.835	24.087	24.574	24.489	1'36.985	254,2	10:44'29.278
10	23.799	23.941	25.030	25.965	1'38.735C	251,3	10:46'08.013

26°		22 F. FULIGNI [1'36.753]					
Lap	Seg.1	Seg.2	Seg.3	Seg.4	Lap Time	km/h	Local Time
1		24.817	24.975	24.966			10:27'49.234
2	24.304	24.118	24.667	24.730	1'37.819	247,3	10:29'27.053
3	23.969	23.924	24.610	24.753	1'37.256	246,7	10:31'04.309
4	23.852	23.919	24.789	24.619	1'37.179	247,9	10:32'41.488
5	23.757	23.814	24.500	24.682	1'36.753	249,5	10:34'18.241
6	23.805	24.200	24.575	39.249	1'51.829P	250,7	10:36'10.070
7	2'54.501	25.359	25.865	25.738	4'11.463P		10:40'21.533
8	23.819	25.056	24.712	24.621	1'38.208	249,0	10:41'59.741
9	23.743	23.840	25.122	30.818	1'43.523	249,0	10:43'43.264
10	23.836	23.847	24.463	24.738	1'36.884	249,0	10:45'20.148

22°		95 T. MACKENZIE [1'36.460]					
Lap	Seg.1	Seg.2	Seg.3	Seg.4	Lap Time	km/h	Local Time
1		26.665	30.208	26.014			10:27'04.425
2	28.272	24.963	24.772	25.107	1'43.114C	244,5	10:28'47.539
3	24.334	23.943	24.765	25.363	1'38.405	245,1	10:30'25.944
4	24.121	23.853	24.262	24.512	1'36.748	255,3	10:32'02.692
5	24.055	23.980	24.559	24.558	1'37.152	251,3	10:33'39.844
6	27.876	26.148	26.397	38.337	1'58.758CP	246,2	10:35'38.602
7	2'41.893	24.907	24.905	26.773	3'58.478P		10:39'37.080
8	24.174	23.722	24.521	24.710	1'37.127	246,2	10:41'14.207
9	23.915	23.779	24.261	24.552	1'36.507	250,1	10:42'50.714
10	23.961	23.679	24.295	24.525	1'36.460	248,4	10:44'27.174

27°		48 L. DALLA PORTA [1'36.763]					
Lap	Seg.1	Seg.2	Seg.3	Seg.4	Lap Time	km/h	Local Time
1							10:25'00.193
2	45.073	26.438	26.384	25.468	2'03.363P		10:27'03.556
3	24.000	24.357	24.775	24.663	1'37.795	254,2	10:28'41.351
4	23.735	24.090	24.660	24.646	1'37.131	257,1	10:30'18.482
5	23.644	24.054	25.016	24.645	1'37.359	254,2	10:31'55.841
6	23.660	24.021	24.704	24.692	1'37.077	257,1	10:33'32.918
7	27.027	27.049	25.689	38.489	1'58.254CP	252,4	10:35'31.172
8	2'04.937	24.474	25.462	24.738	3'19.611P		10:38'50.783
9	23.617	24.027	24.519	24.600	1'36.763	255,3	10:40'27.546
10	27.645	24.263	25.211	28.897	1'46.016C	255,3	10:42'13.562
11	23.590	24.061	24.963	24.879	1'37.493	251,8	10:43'51.055
12	23.628	23.900	24.503	24.951	1'36.982C	254,8	10:45'28.037

23°		27 A. DIAZ [1'36.502]					
Lap	Seg.1	Seg.2	Seg.3	Seg.4	Lap Time	km/h	Local Time
1		25.140	25.277	24.916			10:26'43.302
2	24.092	24.218	24.619	24.893	1'37.822	247,3	10:28'21.124
3	23.943	23.934	24.513	24.736	1'37.126	246,7	10:29'58.250
4	25.696	24.151	24.273	24.667	1'38.787C	249,5	10:31'37.037
5	23.842	24.405	24.550	24.598	1'37.395	248,4	10:33'14.432
6	23.732	24.392	25.095	24.789	1'38.008	250,1	10:34'52.440
7	23.871	23.775	24.193	24.663	1'36.502	247,3	10:36'28.942
8	25.726	24.444	24.849	37.459	1'52.478CP	246,2	10:38'21.420
9	1'10.378	26.620	26.440	27.155	2'30.593P		10:40'52.013
10	24.602	25.201	25.234	24.666	1'39.703	250,7	10:42'31.716
11	23.773	24.369	26.945	24.911	1'39.998	249,5	10:44'11.714

28°		36 T. GRADINGER [1'36.917]					
Lap	Seg.1	Seg.2	Seg.3	Seg.4	Lap Time	km/h	Local Time
1							10:25'03.926
2	42.632	26.486	26.693	26.196	2'02.007P		10:27'05.933
3	24.423	24.191	24.763	24.525	1'37.902	246,7	10:28'43.835
4	24.019	37.681	30.613	24.607	1'56.920	250,1	10:30'40.755
5	23.924	24.006	24.393	24.604	1'36.927	248,4	10:32'17.682
6	23.789	23.967	24.529	24.632	1'36.917	249,0	10:33'54.599
7	27.411	24.892	25.469	40.301	1'58.073CP	248,4	10:35'52.672
8	3'48.998	30.020	29.312	25.310	5'13.640P		10:41'06.312
9	23.802	23.943	26.646	25.051	1'39.442	249,0	10:42'45.754
10	32.678	24.523	24.839	24.726	1'46.766C	248,4	10:44'32.520
11	23.824	23.840	24.940	26.568	1'39.172C	249,5	10:46'11.692

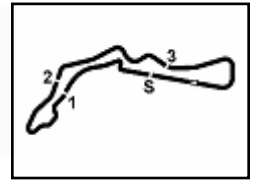
24°		73 M. KOFLER [1'36.586]					
Lap	Seg.1	Seg.2	Seg.3	Seg.4	Lap Time	km/h	Local Time
1		27.124	25.752	25.797			10:27'02.532
2	24.017	24.029	24.506	24.631	1'37.183	249,0	10:28'39.715
3	23.870	24.126	24.793	25.100	1'37.889	252,4	10:30'17.604
4	27.097	31.096	25.066	25.248	1'48.507C	251,3	10:32'06.111
5	23.820	23.876	24.587	24.593	1'36.876	250,7	10:33'42.987
6	25.260	24.507	24.752	38.705	1'53.224CP	254,2	10:35'36.211
7	3'45.585	30.206	30.243	31.269	5'17.303P		10:40'53.514
8	24.094	26.196	25.924	29.284	1'45.498	249,0	10:42'39.012
9	23.687	23.615	24.673	24.611	1'36.586	251,3	10:44'15.598
10	23.890	24.185	24.469	40.054	1'52.598CP	250,1	10:46'08.196

29°		7 A. NORRODIN [1'37.539]					
Lap	Seg.1	Seg.2	Seg.3	Seg.4	Lap Time	km/h	Local Time
1		30.031	26.596	25.686			10:27'03.077
2	24.263	24.220	24.834	24.642	1'37.959	247,9	10:28'41.036
3	26.416	27.392	25.272	25.666	1'44.746C	248,4	10:30'25.782
4	24.452	24.381	24.325	39.906	1'53.064P	251,8	10:32'18.846
5	5'18.979	24.820	24.877	24.810	6'33.486P		10:38'52.332

29/07/2023 P = Pits In/Out - C = Lap Time Cancelled

These data/results cannot be reproduced, stored and/or transmitted in whole or in part by any manner of electronic, mechanical, photocopying, recording, broadcasting or otherwise now known or herein after developed without the previous express consent by the copyright owner, except for reproduction in daily press and regular printed publications on sale to the public within 60 days of the event related to those data/results and always provided that copyright symbol appears together as follows below.

© DORNA WSBK ORGANIZATION Srl 2023



Autodrom Most 4.212 m

Acerbis Czech Round, 28-30 July 2023
Chronological Analysis Tissot Superpole

6	24.038	24.075	24.488	24.938	1'37.539	247,3	10:40'29.871
7	25.785	24.227	25.004	28.994	1'44.010C	251,8	10:42'13.881
8	25.153	24.229	24.701	24.878	1'38.961C	249,0	10:43'52.842
9	23.998	24.275	24.491	24.830	1'37.594C	248,4	10:45'30.436

30°							
16 V. OKAYA [1'38.150]							
Lap	Seg.1	Seg.2	Seg.3	Seg.4	Lap Time	km/h	Local Time
1							10:24'57.404
2	42.833	26.784	26.186	25.449	2'01.252P		10:26'58.656
3	24.350	24.620	25.477	25.193	1'39.640	245,6	10:28'38.296
4	24.110	24.772	25.288	24.932	1'39.102	247,3	10:30'17.398
5	24.231	24.289	25.042	24.755	1'38.317	247,9	10:31'55.715
6	24.165	24.229	24.875	24.881	1'38.150	248,4	10:33'33.865
7	25.236	28.603	26.152	42.275	2'02.266P	249,0	10:35'36.131
8	2'19.428	26.041	26.459	24.980	3'36.908P		10:39'13.039
9	23.862	24.355	25.193	24.903	1'38.313	251,3	10:40'51.352
10	24.279	24.541	25.463	24.893	1'39.176	250,7	10:42'30.528
11	24.044	24.888	25.363	24.917	1'39.212	249,0	10:44'09.740
12	25.055	29.767	25.966	25.478	1'46.266C	249,5	10:45'56.006

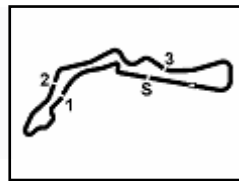
31°							
98 M. ABE [1'38.828]							
Lap	Seg.1	Seg.2	Seg.3	Seg.4	Lap Time	km/h	Local Time
1							10:25'13.828
2	40.032	25.505	25.805	25.338	1'56.680P		10:27'10.508
3	24.629	24.592	25.264	25.335	1'39.820	242,9	10:28'50.328
4	26.134	24.788	25.209	25.207	1'41.338C	244,5	10:30'31.666
5	24.362	24.700	25.172	25.600	1'39.834	244,0	10:32'11.500
6	24.489	24.880	25.185	43.612	1'58.166P	244,0	10:34'09.666
7	4'22.857	25.243	25.382	25.652	5'39.134P		10:39'48.800
8	24.405	24.469	25.148	25.387	1'39.409	245,6	10:41'28.209
9	24.126	24.501	25.033	25.213	1'38.873C	245,6	10:43'07.082
10	24.231	24.267	25.130	25.200	1'38.828	245,6	10:44'45.910

29/07/2023

P = Pits In/Out - C = Lap Time Cancelled

These data/results cannot be reproduced, stored and/or transmitted in whole or in part by any manner of electronic, mechanical, photocopying, recording, broadcasting or otherwise now known or herein after developed without the previous express consent by the copyright owner, except for reproduction in daily press and regular printed publications on sale to the public within 60 days of the event related to those data/results and always provided that copyright symbol appears together as follows below.

© DORNA WSBK ORGANIZATION Srl 2023



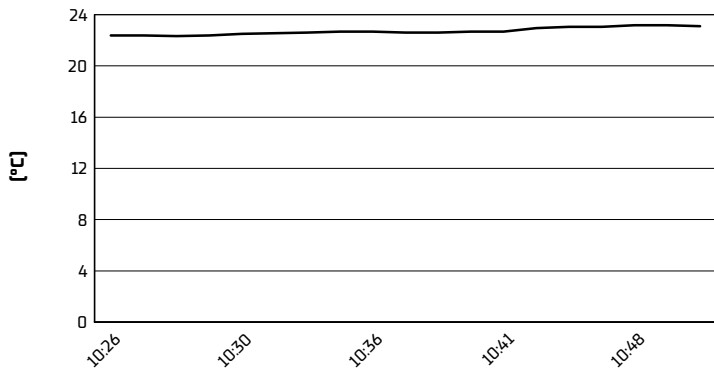
Autodrom Most 4.212 m

Acerbis Czech Round, 28-30 July 2023

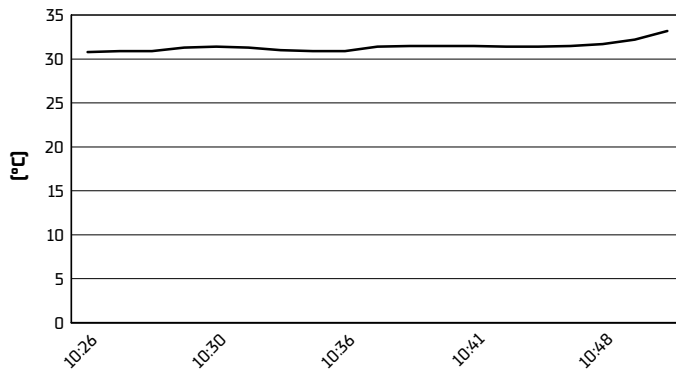
Weather Report Tissot Superpole

Session started 10:25 - Session ended 10:51

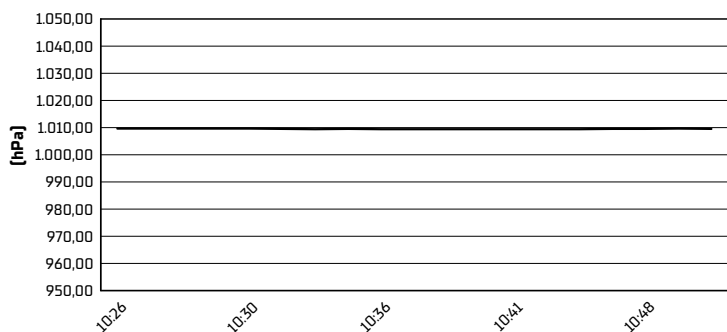
Air Temperature



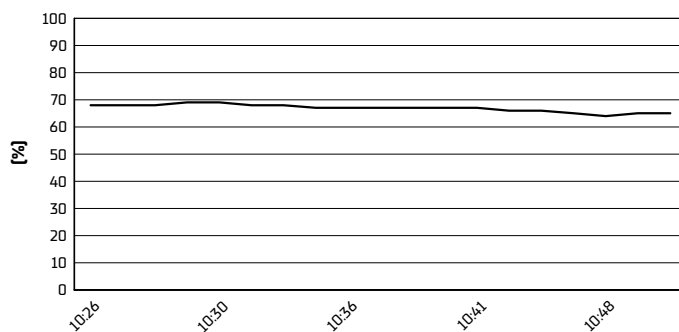
Track Temperature



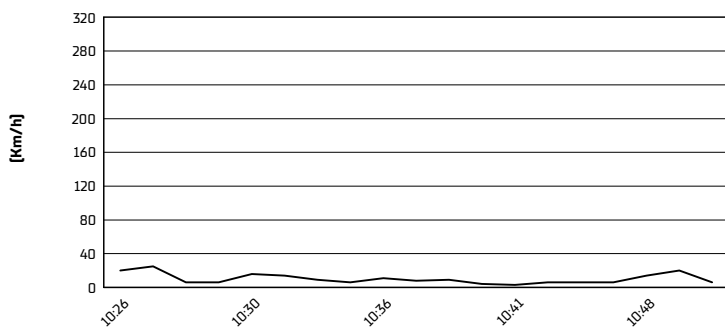
Air Pressure



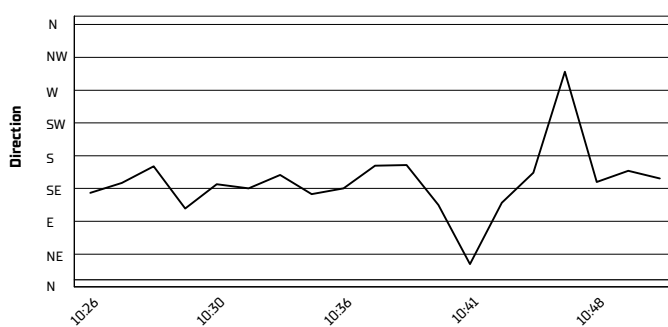
Humidity



Wind Speed



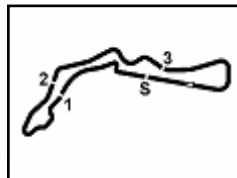
Wind Direction



29/07/2023

These data/results cannot be reproduced, stored and/or transmitted in whole or in part by any manner of electronic, mechanical, photocopying, recording, broadcasting or otherwise now known or herein after developed without the previous express consent by the copyright owner, except for reproduction in daily press and regular printed publications on sale to the public within 60 days of the event related to those data/results and always provided that copyright symbol appears together as follows below.

© DORNA WSBK ORGANIZATION Srl 2023



Autodrom Most 4.212 m

Acerbis Czech Round, 28-30 July 2023
Superpole Ranking

	2020	2021	2022	2023
01 Philip Island	Locatelli (Ita) Yam 1'32.176 (173,6 Km/h)		Caricasulo (Ita) Duc 1'37.161 (164,7 Km/h)	Manzi (Ita) Yam 1'32.814 (172,4 Km/h)
02 Mandalika		Aegerter (Sui) Yam 1'36.288 (160,8 Km/h)	Tuuli (Fin) MvA 1'35.947 (161,3 Km/h)	Bulega (Ita) Duc 1'35.520 (162,1 Km/h)
03 Assen		Aegerter (Sui) Yam 1'37.222 (168,2 Km/h)	Aegerter (Sui) Yam 1'36.906 (168,7 Km/h)	Bulega (Ita) Duc 1'36.900 (168,7 Km/h)
04 Barcelona	Locatelli (Ita) Yam 1'44.958 (158,7 Km/h)	Gonzalez (Esp) Yam 1'44.593 (159,3 Km/h)	Aegerter (Sui) Yam 1'43.983 (160,2 Km/h)	Bulega (Ita) Duc 1'44.243 (159,8 Km/h)
05 Misano		Aegerter (Sui) Yam 1'37.726 (149,6 Km/h)	Aegerter (Sui) Yam 1'37.173 (150,4 Km/h)	Bulega (Ita) Duc 1'36.495 (151,5 Km/h)
06 Donington			Aegerter (Sui) Yam 1'29.961 (160,9 Km/h)	Bulega (Ita) Duc 1'29.323 (162,0 Km/h)
07 Imola				Caricasulo (Ita) Duc 1'50.779 (160,3 Km/h)
08 Most		Gonzalez (Esp) Yam 1'35.213 (159,3 Km/h)	Baldassarri (Ita) Yam 1'34.952 (159,7 Km/h)	Bulega (Ita) Duc 1'34.479 (160,5 Km/h)
09 Magny-Cours	Smith (Gbr) Yam 1'49.318 (145,3 Km/h)	Bernardi (Smi) Yam 1'40.330 (158,3 Km/h)	Caricasulo (Ita) Duc 1'40.565 (157,9 Km/h)	
10 Aragon	Locatelli (Ita) Yam 1'53.003 (161,7 Km/h)	Cluzel (Fra) Yam 1'52.937 (161,8 Km/h)	Baldassarri (Ita) Yam 1'52.706 (162,2 Km/h)	
11 Portimao	Locatelli (Ita) Yam 1'44.627 (158,0 Km/h)	Cluzel (Fra) Yam 1'43.908 (159,1 Km/h)	Aegerter (Sui) Yam 1'43.065 (160,4 Km/h)	
12 TBA				

2023

- 6** N. Bulega
- 1** S. Manzi
- 1** F. Caricasulo

ALL TIMES

- | | | |
|--------------------------|--------------------------|--------------------------|
| 34 K. Sofuoglu | 4 R. Krummenacher | 1 L. Bernardi |
| 24 J. Cluzel | 4 R. Xaus | 1 K. Coghlan |
| 22 S. Charpentier | 3 S. Cortese | 1 C. Davies |
| 17 B. Parkes | 3 K. Curtain | 1 M. Fabrizio |
| 15 K. Muggeridge | 3 J. Lascorz | 1 T. Gradinger |
| 14 F. Foret | 3 I. MacPherson | 1 C. Jones |
| 14 S. Lowes | 3 A. Pitt | 1 C. Kellner |
| 12 F. Caricasulo | 3 D. Salom | 1 S. Manzi |
| 11 D. Aegerter | 2 L. Baldassarri | 1 F. Marino |
| 10 C. Crutchlow | 2 P. Bontempi | 1 M. Meregalli |
| 8 L. Mahias | 2 M. Gonzalez | 1 S. Morais |
| 7 A. Locatelli | 2 V. Guareschi | 1 P. Oetti |
| 6 N. Bulega | 2 M. Lagrive | 1 C. Perolari |
| 6 S. Chambon | 2 M. Pirro | 1 P. Riba |
| 6 E. Laverty | 2 L. Scassa | 1 S. Sanna |
| 5 P. Casoli | 2 K. Smith | 1 L. Stapleford |
| 5 K. Fujiwara | 2 J. Teuchert | 1 J. Vd Goorbergh |
| 5 P. Jacobsen | 2 N. Tuuli | 1 J. Whitham |
| 5 C. Vermeulen | 2 M. van der Mark | |

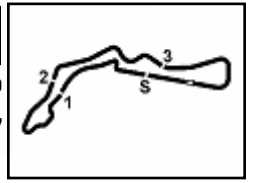
29/07/2023

These data/results cannot be reproduced, stored and/or transmitted in whole or in part by any manner of electronic, mechanical, photocopying, recording, broadcasting or otherwise now known or herein after developed without the previous express consent by the copyright owner, except for reproduction in daily press and regular printed publications on sale to the public within 60 days of the event related to those data/results and always provided that copyright symbol appears together as follows below.

© DORNA WSBK ORGANIZATION Srl 2023

FICR PERUGIA TIMING




Acerbis Czech Round, 28-30 July 2023
Tissot Superpole Award

Autodrom Most 4.212 m

	Points	Points From First	Points From Previous	February 26 PHILLIP ISLAND	March 5 MANDALIKA	April 23 ASSEN	May 7 BARCELONA	June 4 MISANO	July 2 DONNINGTON PARK	July 16 IMOLA	July 30 MOST	September 10 MAGNY-COURS	September 24 ARAGON	October 1 PORTIMAO	TBA				
1 BULEGA Nicolo [ITA]	87			6	12	12	12	12	12	9	12								
2 CARICASULO Federico [ITA]	51	36		1	9	9	7	9	2	12	2								
3 MANZI Stefano [ITA]	39	48	12	12		2	2		7	7	9								
4 MONTELLA Yari [ITA]	35	52	4	7		3		7	9	5	4								
5 SCHROETTER Marcel [GER]	32	55	3	4	5	1	9	6	1	6									
6 VAN STRAALEN Glenn [NED]	26	61	6	3	3	7	5	5	3										
7 ONCU Can [TUR]	21	66	5	9	7	5													
8 DE ROSA Raffaele [ITA]	15	72	6		4	4					7								
9 SOFUOGLU Bahattin [TUR]	15	72	0				1	4		4	6								
10 HUERTAS Adrian [ESP]	15	72	0	2					5	3	5								
11 TUULI Niki [FIN]	12	75	3		6				4	2									
12 DEBISE Valentin [FRA]	10	77	2			6	3				1								
13 NAVARRO Jorge [ESP]	10	77	0		1		4	1		1	3								
14 MAHIAS Lucas [FRA]	9	78	1					3	6										
15 SPINELLI Nicholas [ITA]	7	80	2	5	2														
16 EDWARDS Tom [AUS]	6	81	1				6												
17 CORSI Simone [ITA]	2	85	4					2											

29/07/2023 Odd points columns: Tissot Superpole Even points columns: Tissot Superpole Race

These data/results cannot be reproduced, stored and/or transmitted in whole or in part by any manner of electronic, mechanical, photocopying, recording, broadcasting or otherwise now known or herein after developed without the previous express consent by the copyright owner, except for reproduction in daily press and regular printed publications on sale to the public within 60 days of the event related to those data/results and always provided that copyright symbol appears together as follows below.

© DORNA WSBK ORGANIZATION Srl 2023