

Pirelli French Round, 8-10 September 2023

Results Tissot Superpole Race

Laps 10 = 44,110 Km - Time of Race 16'06.697 - Avg. 164,267 km/h

Pos	Grid	No. Rider	Nat	Team	Bike	Class	LL	Gap	Rel.	Fastest Lap	Speed	Qualifying	Speed
1	4	54 T. RAZGATLIOGLU	TUR	Pata Yamaha Prometeon WorldSBK	Yamaha YZF R1		10			1'36.192	296,7	1'35.868	298,3
2	2	1 A. BAUTISTA	ESP	Aruba.it Racing - Ducati	Ducati Panigale V4R		10	0.970	0.970	1'36.084	288,8	1'35.512	296,7
3	5	65 J. REA	GBR	Kawasaki Racing Team WorldSBK	Kawasaki ZX-10RR		10	2.503	1.533	1'36.369	292,7	1'35.959	291,9
4	7	55 A. LOCATELLI	ITA	Pata Yamaha Prometeon WorldSBK	Yamaha YZF R1		10	2.747	0.244	1'36.612	286,5	1'36.078	288,0
5	9	9 D. PETRUCCI	ITA	Barni Spark Racing Team	Ducati Panigale V4R	IND	10	3.376	0.629	1'36.612	286,5	1'36.102	292,7
6	12	77 D. AEGERTER	SUI	GYTR GRT Yamaha WorldSBK Team	Yamaha YZF R1	IND	10	6.406	3.030	1'36.517	285,7	1'36.557	295,1
7	6	76 L. BAZ	FRA	Bonovo Action BMW	BMW M1000 RR	IND	10	6.658	0.252	1'36.526	282,7	1'36.004	291,9
8	19	47 A. BASSANI	ITA	Motocorsa Racing	Ducati Panigale V4R	IND	10	6.959	0.301	1'36.752	291,9	1'37.384	288,8
9	16	97 X. VIERGE	ESP	Team HRC	Honda CBR1000 RR-R		10	8.322	1.363	1'36.907	289,5	1'36.710	295,9
10	11	5 P. OETTL	GER	Team GoEleven	Ducati Panigale V4R	IND	10	8.476	0.154	1'36.666	288,0	1'36.493	291,1
11	15	87 R. GARDNER	AUS	GYTR GRT Yamaha WorldSBK Team	Yamaha YZF R1	IND	10	9.386	0.910	1'37.032	288,0	1'36.706	288,8
12	14	7 I. LECUONA	ESP	Team HRC	Honda CBR1000 RR-R		10	10.335	0.949	1'37.053	295,1	1'36.667	298,3
13	13	60 M. VAN DER MARK	NED	ROKIT BMW Motorrad WorldSBK Team	BMW M1000 RR		10	10.779	0.444	1'36.964	284,2	1'36.596	292,7
14	20	34 L. BALDASSARRI	ITA	GMT94 Yamaha	Yamaha YZF R1	IND	10	14.764	3.985	1'37.650	291,1	1'37.413	291,9
15	17	28 B. RAY	GBR	Yamaha Motoxrcing WorldSBK Team	Yamaha YZF R1	IND	10	16.763	1.999	1'37.553	290,3	1'36.961	290,3
16	18	44 L. MAHIAS	FRA	Kawasaki Puccetti Racing	Kawasaki ZX-10RR	IND	10	23.226	6.463	1'37.894	279,1	1'37.236	280,5
17	21	38 H. SOOMER	EST	PETRONAS MIE Racing Honda Team	Honda CBR1000 RR-R	IND	10	24.172	0.946	1'38.118	293,5	1'37.692	294,3
18	22	35 H. SYAHRIN	MAS	PETRONAS MIE Racing Honda Team	Honda CBR1000 RR-R	IND	10	24.293	0.121	1'38.071	290,3	1'38.132	287,2
19	23	32 I. VINALES	ESP	TPR Team Pedercini Racing	Kawasaki ZX-10RR	IND	10	26.388	2.095	1'38.567	282,7	1'38.210	282,7
20	10	45 S. REDDING	GBR	ROKIT BMW Motorrad WorldSBK Team	BMW M1000 RR		10	34.143	7.755	1'37.203	292,7	1'36.217	296,7
21	24	52 O. KONIG	CZE	Orelac Racing MOVISIO	Kawasaki ZX-10RR	IND	10	34.556	0.413	1'39.464	282,7	1'39.051	286,5
-----Not Classified-----													
RET	8	22 A. LOWES	GBR	Kawasaki Racing Team WorldSBK	Kawasaki ZX-10RR		5	5 Laps		1'36.804	282,7	1'36.085	292,7
RET	3	21 M. RINALDI	ITA	Aruba.it Racing - Ducati	Ducati Panigale V4R		4	6 Laps		1'36.157	290,3	1'35.820	291,1
RET	1	31 G. GERLOFF	USA	Bonovo Action BMW	BMW M1000 RR	IND	1	9 Laps			268,0	1'35.453	295,1

AIR	Humidity:	45%	Temp:	28°C
TRACK	Condition:	Dry	Temp:	38°C

Records	Pole [SP]	2023	G.Gerloff	1'35.453	166,360 Km/h
	Race [SPRC]	2021	J.Rea	1'36.374	164,771 Km/h
	All Times [SP]	2023	G.Gerloff	1'35.453	166,360 Km/h
Race Fastest Lap	[New Record]	Lap 8	A.Bautista	1'36.084	165,268 Km/h

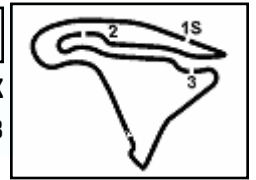
LAP LEADERS					
No. Rider	From	To	Laps	Total	
1 A. BAUTISTA	1	1	1	1	
54 T. RAZGATLIOGLU	2	2	1		
21 M. RINALDI	3	4	2	2	
54 T. RAZGATLIOGLU	5	10	6	7	

TOTAL LEADER LAPS		
No. Rider	Laps	
1 A. BAUTISTA	248	
54 T. RAZGATLIOGLU	86	
65 J. REA	47	
21 M. RINALDI	23	
47 A. BASSANI	13	
55 A. LOCATELLI	8	

10/09/2023 Start 11:00 End 11:20 The results are provisional until the end of the time limit for protests and appeals and the completion of the technical checks.

These data/results cannot be reproduced, stored and/or transmitted in whole or in part by any manner of electronic, mechanical, photocopying, recording, broadcasting or otherwise now known or herein after developed without the previous express consent by the copyright owner, except for reproduction in daily press and regular printed publications on sale to the public within 60 days of the event related to those data/results and always provided that copyright symbol appears together as follows below.

© DORNA WSBK ORGANIZATION Srl 2023



Pirelli French Round, 8-10 September 2023
Results Tissot Superpole Race

Race Highlights

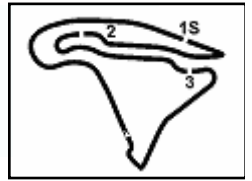
Time	No. Rider	Description
10.57.58		Warm-up Lap Started
11.00.24		Start
11.01.32	31 G. GERLOFF	Crashed - Turn 8
11.01.32	45 S. REDDING	Crashed - Turn 8
11.01.42	45 S. REDDING	Re-joined
11.01.54	31 G. GERLOFF	Re-joined
11.02.07		Incident in turn 8 under investigation
11.02.52	31 G. GERLOFF	Entered Pits
11.04.43	45 S. REDDING	Long Lap Penalty - Irresponsible Riding
11.06.22		No Jump Starts
11.06.32	45 S. REDDING	LLP Completed
11.06.54	31 G. GERLOFF	Retired
11.07.32	21 M. RINALDI	Crashed - Turn 5
11.08.01	22 A. LOWES	Technical Problem
11.08.48		Incident in turn 5 under investigation
11.08.53	21 M. RINALDI	Not Actively Competing
11.09.07	22 A. LOWES	Entered Pits
11.09.10	21 M. RINALDI	Medical Centre
11.09.55		Incident in turn 5 - no further action
11.10.43	22 A. LOWES	Retired
11.13.34		New Best Race Lap
11.17.28		Podium Confirmed
11.26.13		Results confirmed
11.26.20		End Of Session

Start End The results are provisional until the end of the time limit for protests and appeals and the completion of the technical checks.

10/09/2023 11:00 11:20

These data/results cannot be reproduced, stored and/or transmitted in whole or in part by any manner of electronic, mechanical, photocopying, recording, broadcasting or otherwise now known or herein after developed without the previous express consent by the copyright owner, except for reproduction in daily press and regular printed publications on sale to the public within 60 days of the event related to those data/results and always provided that copyright symbol appears together as follows below.

© DORNA WSBK ORGANIZATION Srl 2023



Magny-Cours 4.411 m

Pirelli French Round, 8-10 September 2023 Championship Standings

1 / 2

Points	Points From First	Points From Previous	February 26 PHILLIP ISLAND		March 5 MANDALIKA		April 23 ASSEN		May 7 BARCELONA		June 4 MISANO		July 2 DONINGTON PARK		July 16 IMOLA		July 30 MOST		September 10 MAGNY-COURS		September 24 ARAGON		October 1 PORTIMAO		October 29 JEREZ		
			1	2	1	2	1	2	1	2	1	2	1	2	1	2	1	2	1	2	1	2	1	2	1	2	1
1	BAUTISTA Alvaro (ESP)	442	25	25	25	25	25	25	25	25	25	25	25	25	25	25	4	25	6								
2	RAZGATLIOGLU Toprak (TUR)	390	52	16	20	16	20	20	20	16	20	20	20	20	25	20	25	25	25								
3	REA Jonathan (GBR)	274	168	116	20	8	7	20	16	11	11	13	16	11	16	16	25	16	16								
4	LOCATELLI Andrea (ITA)	243	199	31	13	16	16	11	13	16	5	13	16	5	11	8	13	13	10	9	10						
5	BASSANI Axel (ITA)	209	233	34	11	13	13	8	11	11	9	5	13	16	9	9	9	13									
6	PETRUCCI Danilo (ITA)	171	271	38	8	7	11	10	7	8	4		9	13	16	10	7	16	20	11							
7	RINALDI Michael Ruben (ITA)	167	275	4	2	20	13	1	6	16	20	3	11	11	11	2	11	20									
8	LOWES Alex (GBR)	129	313	38	6	3	9	7	13	9	10	10	7	7	2	8											
9	AEGERTER Dominique (SUI)	123	319	6	3	9	8	4	10	13	11	8	10	5	4	5	4	8	5	5							
10	VIERGE Xavi (ESP)	110	332	13	9	5	9	16	5	1	8	10	6	11	5	4	2	7	4								
11	REDDING Scott (GBR)	108	334	2	7	3	6	6	9		5	2	8	13	6	8	13	8	9								
12	GARDNER Remy (AUS)	99	343	9	4	6	9	8	10	6	3	7	6	6	4	5	5	5	10	1							
13	LECUONA Iker (ESP)	89	353	10	10	4	7		10	7	8		2		6	11	4	2									
14	GERLOFF Garrett (USA)	81	361	8	6	2	2	5	4	4	7	6	3	8	7	3	3		13								
15	OETTL Philipp (GER)	63	379	18	5	11	3	2	5	5	2	2	7		6	1	3	7									
16	BAZ Loris (FRA)	48	394	15	1	5			3		4				8	9	6	6	3								
17	VAN DER MARK Michael (NED)	23	419	25	4	10	2	3									3	1									
18	RAY Bradley (GBR)	19	423	4					4	1				3	1	10											
19	SYKES Tom (GBR)	11	431	8				1				3	7														
20	BALDASSARRI Lorenzo (ITA)	9	433	2		1	2	3			1		2														
21	SYHRIN Hafizh (MAS)	8	434	1	1		1	2	2		1		1														
22	HASLAM Leon (GBR)	2	440	6											2												
23	RABAT Tito (ESP)	1	441	1													1										
24	VINALES Isaac (ESP)	1	441	0									1														
25	LOPES Ivo Miguel (POR)	1	441	0					1																		

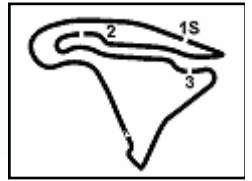
10/09/2023

These data/results cannot be reproduced, stored and/or transmitted in whole or in part by any manner of electronic, mechanical, photocopying, recording, broadcasting or otherwise now known or herein after developed without the previous express consent by the copyright owner, except for reproduction in daily press and regular printed publications on sale to the public within 60 days of the event related to those data/results and always provided that copyright symbol appears together as follows below.

© DORNA WSBK ORGANIZATION Srl 2023

FICR PERUGIA TIMING





Magny-Cours 4.411 m

2 / 2

Pirelli French Round, 8-10 September 2023 Championship Standings

Points	Points From First	Points From Previous	Independent Riders															
			February 26 PHILIP ISLAND	March 5 MANDALIKA	April 23 ASSEN	May 7 BARCELONA	June 4 MISANO	July 2 DONINGTON PARK	July 16 IMOLA	July 30 MOST	September 10 MAGNY-COURS	September 24 ARAGON	October 1 PORTIMAO	October 29 JEREZ				
1 BASSANI Axel [ITA]	209		11 13 1	13 8 5	11 11 4	9 5	13 16 6	9 9 2	9 20 4	9 13 6	2							
2 PETRUCCI Danilo [ITA]	171 38		8 7	11 10	7 8	4	9	13 16 5	10 7 2	16 20 2	11 5							
3 AEGERTER Dominique [SU]	123 86 48		3 9	8 4	10 13 3	11 8 4	10 5	4 5	4	8 5	5 4							
4 GARDNER Remy [AUS]	99 110 24		4 6	9	8 10	6 3	7 6	6 4	5 5	5 10 4	1							
5 GERLOFF Garrett [USA]	81 128 18		6 2	2 5	4 4	7 6 3	3 8 1	7 3	3 3	1	13							
6 QETTL Philipp [GER]	63 146 18		5 11 4	3	2 5	5 2	2 7	6	1	3 7								
7 BAZ Loris [FRA]	48 161 15		1 5			3	4		8 9	6 6	3 3							
8 RAY Bradley [GBR]	19 190 29					4 1		3	1 10									
9 BALDASSARRI Lorenzo [ITA]	9 200 10			1 2	3		1	2										
10 SYHRIN Hafizh [MAS]	8 201 1		1	1	2 2		1	1										
11 RABAT Tito [ESP]	1 208 7									1								
12 VINALES Isaac [ESP]	1 208 0							1										
13 SYKES Tom [GBR]	1 208 0				1													

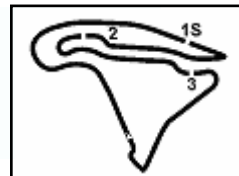
10/09/2023

These data/results cannot be reproduced, stored and/or transmitted in whole or in part by any manner of electronic, mechanical, photocopying, recording, broadcasting or otherwise now known or herein after developed without the previous express consent by the copyright owner, except for reproduction in daily press and regular printed publications on sale to the public within 60 days of the event related to those data/results and always provided that copyright symbol appears together as follows below.

© DORNA WSBK ORGANIZATION Srl 2023

FICR PERUGIA TIMING





Magny-Cours 4.411 m

Pirelli French Round, 8-10 September 2023

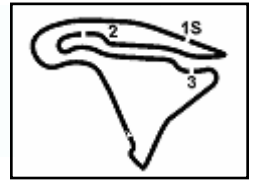
Starting Grid - Race 2 [21 Laps x 4,411 km = 92,631 km]

3	65 REA J. Kawasaki	2	1 BAUTISTA A. Ducati	1	54 RAZGATLIOGLU T. Yamaha	1
6	77 AEGERTER D. Yamaha	5	9 PETRUCCI D. Ducati	4	55 LOCATELLI A. Yamaha	2
9	97 VIERGE X. Honda	8	47 BASSANI A. Ducati	7	76 BAZ L. BMW	3
12	45 REDDING S. BMW	11	21 RINALDI M. Ducati	10	31 GERLOFF G. BMW	4
15	7 LECUONA I. Honda	14	60 VAN DER MARK M. BMW	13	5 OETTL P. Ducati	5
18	44 MAHIAS L. Kawasaki	17	28 RAY B. Yamaha	16	87 GARDNER R. Yamaha	6
21	35 SYAHRIN H. Honda	20	38 SOOMER H. Honda	19	34 BALDASSARRI L. Yamaha	7
23	52 KONIG O. Kawasaki	22	32 VINALES I. Kawasaki			8

N.22 (Lowes A.) will not take part in the race. Declared unfit after SP Race

10/09/2023 The Race Director

These data/results cannot be reproduced, stored and/or transmitted in whole or in part by any manner of electronic, mechanical, photocopying, recording, broadcasting or otherwise now known or herein after developed without the previous express consent by the copyright owner, except for reproduction in daily press and regular printed publications on sale to the public within 60 days of the event related to those data/results and always provided that copyright symbol appears together as follows below. © DORNA WSBK ORGANIZATION Srl 2023



Magny-Cours 4.411 m

1 / 3

Pirelli French Round, 8-10 September 2023

Lap Chart Tissot Superpole Race

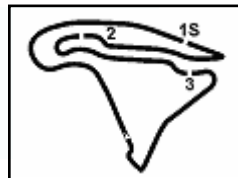
		Lap									
	1	2	3	4	5	6	7	8	9	10	
1	1	54	21	21	54	54	54	54	54	54	54
2	21	21	54	54	65	1	1	1	1	1	1
3	54	1	1	1	1	65	65	65	65	65	65
4	65	65	65	65	55	55	55	55	55	55	55
5	22	22	22	22	9	9	9	9	9	9	9
6	55	55	55	55	76	76	76	76	76	76	76
7	9	9	9	9	77	77	77	77	77	77	76
8	76	76	76	76	47	47	47	47	47	47	47
9	97	77	77	77	97	97	97	97	97	97	97
10	77	97	47	47	87	87	5	5	5	5	5
11	47	47	97	97	5	5	87	87	87	87	87
12	60	60	87	87	60	60	60	60	7	7	7
13	5	87	60	5	7	7	7	7	60	60	60
14	87	5	5	60	28	34	34	34	34	34	34
15	7	28	28	7	34	28	28	28	28	28	28
16	28	7	7	28	44	44	44	44	44	44	44
17	34	34	34	34	32	35	35	35	38	38	38
18	44	44	44	44	35	32	38	38	35	35	35
19	32	32	32	32	38	38	32	32	32	32	32
20	38	38	35	35	52	52	52	52	52	45	45
21	35	35	38	38	45	45	45	45	45	52	52
22	52	52	52	52	22						
23	45	45	45	45							
24	31										

Final Result		
1	54 T. RAZGATLIOGLU	Laps 10
2	1 A. BAUTISTA	0.970
3	65 J. REA	2.503
4	55 A. LOCATELLI	2.747
5	9 D. PETRUCCI	3.376
6	77 D. AEGERTER	6.406
7	76 L. BAZ	6.658
8	47 A. BASSANI	6.959
9	97 X. VIERGE	8.322
10	5 P. DETTL	8.476
11	87 R. GARDNER	9.386
12	7 I. LECUONA	10.335
13	60 M. VAN DER MARK	10.779
14	34 L. BALDASSARRI	14.764
15	28 B. RAY	16.763
16	44 L. MAHIAS	23.226
17	38 H. SOOMER	24.172
18	35 H. SVHRIN	24.293
19	32 I. VINALES	26.388
20	45 S. REDDING	34.143
21	52 D. KONIG	34.556
RET	22 A. LOWES	5 Laps
RET	21 M. RINALDI	6 Laps
RET	31 G. GERLOFF	9 Laps

10/09/2023

These data/results cannot be reproduced, stored and/or transmitted in whole or in part by any manner of electronic, mechanical, photocopying, recording, broadcasting or otherwise now known or herein after developed without the previous express consent by the copyright owner, except for reproduction in daily press and regular printed publications on sale to the public within 60 days of the event related to those data/results and always provided that copyright symbol appears together as follows below.

© DORNA WSBK ORGANIZATION Srl 2023



Magny-Cours 4.411 m

Pirelli French Round, 8-10 September 2023

Lap Chart Tissot Superpole Race

2 / 3

Lap 1

1	1 A.Bautista	1'36.644
2	21 M.Rinaldi	0.113
3	54 T.Razgatioglu	0.198
4	65 J.Rea	0.550
5	22 A.Lowes	0.996
6	55 A.Locatelli	1.512
7	9 D.Petrucci	2.073
8	76 L.Baz	2.521
9	97 X.Vierge	3.016
10	77 D.Aegerter	3.082
11	47 A.Bassani	3.294
12	60 M.van der Mark	3.434
13	5 P.Dettl	3.663
14	87 R.Gardner	3.811
15	7 I.Lecuona	4.027
16	28 B.Ray	4.229
17	34 L.Baldassarri	4.528
18	44 L.Mahias	4.820
19	32 I.Vinales	5.142
20	38 H.Soomer	5.623
21	35 H.Syahrin	5.747
22	52 O.Konig	6.022
23	45 S.Redding	21.573
24	31 G.Gerloff	56.841

22	52 O.Konig	12.208
23	45 S.Redding	23.948

Lap 4

1	21 M.Rinaldi	6'26.143
2	54 T.Razgatioglu	0.215
3	1 A.Bautista	0.612
4	65 J.Rea	1.980
5	22 A.Lowes	2.193
6	55 A.Locatelli	2.507
7	9 D.Petrucci	2.839
8	76 L.Baz	3.374
9	77 D.Aegerter	3.910
10	47 A.Bassani	4.867
11	97 X.Vierge	5.716
12	87 R.Gardner	5.878
13	5 P.Dettl	6.716
14	60 M.van der Mark	7.270
15	7 I.Lecuona	7.517
16	28 B.Ray	7.760
17	34 L.Baldassarri	8.159
18	44 L.Mahias	9.302
19	32 I.Vinales	11.909
20	35 H.Syahrin	12.171
21	38 H.Soomer	12.512
22	52 O.Konig	15.566
23	45 S.Redding	28.412

21	45 S.Redding	30.356
----	---------------------	--------

Lap 7

1	54 T.Razgatioglu	11'16.031
2	1 A.Bautista	2.818
3	65 J.Rea	2.991
4	55 A.Locatelli	3.341
5	9 D.Petrucci	3.670
6	76 L.Baz	4.598
7	77 D.Aegerter	4.837
8	47 A.Bassani	6.089
9	97 X.Vierge	6.865
10	5 P.Dettl	7.676
11	87 R.Gardner	8.467
12	60 M.van der Mark	8.766
13	7 I.Lecuona	9.164
14	34 L.Baldassarri	11.555
15	28 B.Ray	12.247
16	44 L.Mahias	15.319
17	35 H.Syahrin	19.321
18	38 H.Soomer	19.583
19	32 I.Vinales	20.083
20	52 O.Konig	25.709
21	45 S.Redding	31.913

1	54 T.Razgatioglu	16'06.697
2	1 A.Bautista	0.970
3	65 J.Rea	2.503
4	55 A.Locatelli	2.747
5	9 D.Petrucci	3.376
6	77 D.Aegerter	6.406
7	76 L.Baz	6.658
8	47 A.Bassani	6.959
9	97 X.Vierge	8.322
10	5 P.Dettl	8.476
11	87 R.Gardner	9.386
12	7 I.Lecuona	10.335
13	60 M.van der Mark	10.779
14	34 L.Baldassarri	14.764
15	28 B.Ray	16.763
16	44 L.Mahias	23.226
17	38 H.Soomer	24.172
18	35 H.Syahrin	24.293
19	32 I.Vinales	26.388
20	45 S.Redding	34.143
21	52 O.Konig	34.556

Lap 2

1	54 T.Razgatioglu	3'13.582
2	21 M.Rinaldi	0.227
3	1 A.Bautista	0.716
4	65 J.Rea	0.891
5	22 A.Lowes	1.029
6	55 A.Locatelli	1.382
7	9 D.Petrucci	1.747
8	76 L.Baz	2.109
9	77 D.Aegerter	2.661
10	97 X.Vierge	3.597
11	47 A.Bassani	3.793
12	60 M.van der Mark	3.936
13	87 R.Gardner	4.260
14	5 P.Dettl	4.482
15	28 B.Ray	4.844
16	7 I.Lecuona	5.080
17	34 L.Baldassarri	5.396
18	44 L.Mahias	5.877
19	32 I.Vinales	6.771
20	38 H.Soomer	7.774
21	35 H.Syahrin	7.938
22	52 O.Konig	8.932
23	45 S.Redding	22.893

Lap 5

1	54 T.Razgatioglu	8'02.670
2	65 J.Rea	2.318
3	1 A.Bautista	2.616
4	55 A.Locatelli	2.868
5	9 D.Petrucci	3.200
6	76 L.Baz	3.802
7	77 D.Aegerter	4.595
8	47 A.Bassani	5.278
9	97 X.Vierge	6.134
10	87 R.Gardner	6.820
11	5 P.Dettl	6.997
12	60 M.van der Mark	8.064
13	7 I.Lecuona	8.283
14	28 B.Ray	8.848
15	34 L.Baldassarri	9.282
16	44 L.Mahias	11.494
17	32 I.Vinales	14.744
18	35 H.Syahrin	15.022
19	38 H.Soomer	15.465
20	52 O.Konig	19.373
21	45 S.Redding	29.833
22	22 A.Lowes	46.042

Lap 8

1	54 T.Razgatioglu	12'52.719
2	1 A.Bautista	2.214
3	65 J.Rea	2.672
4	55 A.Locatelli	3.285
5	9 D.Petrucci	3.629
6	76 L.Baz	5.047
7	77 D.Aegerter	5.356
8	47 A.Bassani	6.267
9	97 X.Vierge	7.084
10	5 P.Dettl	7.654
11	87 R.Gardner	9.155
12	60 M.van der Mark	9.496
13	7 I.Lecuona	9.640
14	34 L.Baldassarri	12.810
15	28 B.Ray	13.301
16	44 L.Mahias	17.596
17	35 H.Syahrin	21.509
18	38 H.Soomer	21.641
19	32 I.Vinales	22.263
20	52 O.Konig	28.485
21	45 S.Redding	32.940

Lap 3

1	21 M.Rinaldi	4'49.986
2	54 T.Razgatioglu	0.180
3	1 A.Bautista	0.587
4	65 J.Rea	1.071
5	22 A.Lowes	1.429
6	55 A.Locatelli	1.813
7	9 D.Petrucci	2.239
8	76 L.Baz	2.662
9	77 D.Aegerter	3.077
10	47 A.Bassani	4.272
11	97 X.Vierge	4.508
12	87 R.Gardner	4.888
13	60 M.van der Mark	5.272
14	5 P.Dettl	5.527
15	28 B.Ray	6.162
16	7 I.Lecuona	6.361
17	34 L.Baldassarri	6.663
18	44 L.Mahias	7.367
19	32 I.Vinales	9.044
20	35 H.Syahrin	9.818
21	38 H.Soomer	10.244

Lap 6

1	54 T.Razgatioglu	9'39.350
2	1 A.Bautista	2.863
3	65 J.Rea	2.953
4	55 A.Locatelli	3.237
5	9 D.Petrucci	3.567
6	76 L.Baz	4.142
7	77 D.Aegerter	4.583
8	47 A.Bassani	5.543
9	97 X.Vierge	6.390
10	87 R.Gardner	7.494
11	5 P.Dettl	7.689
12	60 M.van der Mark	8.348
13	7 I.Lecuona	8.792
14	34 L.Baldassarri	10.326
15	28 B.Ray	10.791
16	44 L.Mahias	13.414
17	35 H.Syahrin	17.282
18	32 I.Vinales	17.475
19	38 H.Soomer	17.675
20	52 O.Konig	22.620

Lap 9

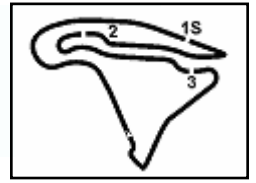
1	54 T.Razgatioglu	14'29.572
2	1 A.Bautista	1.667
3	65 J.Rea	2.534
4	55 A.Locatelli	3.260
5	9 D.Petrucci	3.635
6	76 L.Baz	5.583
7	77 D.Aegerter	5.933
8	47 A.Bassani	6.608
9	97 X.Vierge	7.362
10	5 P.Dettl	7.467
11	87 R.Gardner	9.443
12	7 I.Lecuona	10.036
13	60 M.van der Mark	10.434
14	34 L.Baldassarri	13.945
15	28 B.Ray	14.796
16	44 L.Mahias	20.043
17	38 H.Soomer	23.179
18	35 H.Syahrin	23.347
19	32 I.Vinales	24.492
20	52 O.Konig	31.281
21	45 S.Redding	33.511

Lap 10

10/09/2023

These data/results cannot be reproduced, stored and/or transmitted in whole or in part by any manner of electronic, mechanical, photocopying, recording, broadcasting or otherwise now known or herein after developed without the previous express consent by the copyright owner, except for reproduction in daily press and regular printed publications on sale to the public within 60 days of the event related to those data/results and always provided that copyright symbol appears together as follows below.

© DORNA WSBK ORGANIZATION Srl 2023



Magny-Cours 4.411 m

3 / 3

Race Pace Comparison

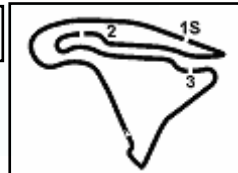
	54 Raz	1 Bau	65 Rea	55 Loc	9 Pet	77 Aeg	76 Baz	47 Bas	97 Vie	5 Det	87 Gar	7 Lec	60 vdM	34 Bal
1	1'36.842	1'36.644	1'37.194	1'38.156	1'38.717	1'39.726	1'39.165	1'39.938	1'39.660	1'40.307	1'40.455	1'40.671	1'40.078	1'41.172
2	1'36.740	1'37.654	1'37.279	1'36.808	1'36.612	1'36.517	1'36.526	1'37.437	1'37.519	1'37.757	1'37.387	1'37.991	1'37.440	1'37.806
3	1'36.584	1'36.275	1'36.584	1'36.835	1'36.896	1'36.820	1'36.957	1'36.883	1'37.315	1'37.449	1'37.032	1'37.685	1'37.740	1'37.671
4	1'36.192	1'36.182	1'37.066	1'36.851	1'36.757	1'36.990	1'36.869	1'36.752	1'37.365	1'37.346	1'37.147	1'37.313	1'38.155	1'37.653
5	1'36.312	1'38.531	1'36.865	1'36.888	1'36.888	1'37.212	1'36.955	1'36.938	1'36.945	1'36.808	1'37.469	1'37.293	1'37.321	1'37.650
6	1'36.680	1'36.927	1'37.315	1'37.049	1'37.047	1'36.668	1'37.020	1'36.945	1'36.936	1'37.372	1'37.354	1'37.189	1'36.964	1'37.724
7	1'36.681	1'36.636	1'36.719	1'36.785	1'36.784	1'36.935	1'37.137	1'37.227	1'37.156	1'36.668	1'37.654	1'37.053	1'37.099	1'37.910
8	1'36.688	1'36.084	1'36.369	1'36.632	1'36.647	1'37.207	1'37.137	1'36.866	1'36.907	1'36.666	1'37.376	1'37.164	1'37.418	1'37.943
9	1'36.853	1'36.306	1'36.715	1'36.828	1'36.859	1'37.430	1'37.389	1'37.194	1'37.131	1'36.666	1'37.141	1'37.249	1'37.791	1'37.988
10	1'37.125	1'36.428	1'37.094	1'36.612	1'36.866	1'37.598	1'38.200	1'37.476	1'38.085	1'38.134	1'37.068	1'37.424	1'37.470	1'37.944

	28 Ray	44 Mah	38 Soo	35 Sya	32 Vin	45 Red	52 Kon	22 Low	21 Rin	31 Ger
1	1'40.873	1'41.464	1'42.267	1'42.391	1'41.786	1'58.217	1'42.666	1'37.640	1'36.757	2'33.485
2	1'37.553	1'37.995	1'39.089	1'39.129	1'38.567	1'38.258	1'39.848	1'36.971	1'37.052	
3	1'37.722	1'37.894	1'38.874	1'38.284	1'38.677	1'37.459	1'39.680	1'36.804	1'36.177	
4	1'37.755	1'38.092	1'38.425	1'38.510	1'39.022	1'40.621	1'39.515	1'36.921	1'36.157	
5	1'37.615	1'38.719	1'39.480	1'39.378	1'39.362	1'37.948	1'40.334	2'20.376		
6	1'38.623	1'38.600	1'38.890	1'38.940	1'39.411	1'37.203	1'39.927			
7	1'38.137	1'38.586	1'38.589	1'38.720	1'39.289	1'38.238	1'39.770			
8	1'37.742	1'38.965	1'38.746	1'38.876	1'38.868	1'37.715	1'39.464			
9	1'38.348	1'39.300	1'38.391	1'38.691	1'39.082	1'37.424	1'39.649			
10	1'39.092	1'40.308	1'38.118	1'38.071	1'39.021	1'37.757	1'40.400			

10/09/2023

These data/results cannot be reproduced, stored and/or transmitted in whole or in part by any manner of electronic, mechanical, photocopying, recording, broadcasting or otherwise now known or herein after developed without the previous express consent by the copyright owner, except for reproduction in daily press and regular printed publications on sale to the public within 60 days of the event related to those data/results and always provided that copyright symbol appears together as follows below.

© DORNA WSBK ORGANIZATION Srl 2023



Pirelli French Round, 8-10 September 2023

Best Sectors & Speed Tissot Superpole Race

Magny-Cours 4.411 m

RESULTS

			Laps
1	54 T. RAZGATLIOGLU	Yamaha YZF R1	10
2	1 A. BAUTISTA	Ducati Panigale V4R	0.970
3	65 J. REA	Kawasaki ZX-10RR	2.503
4	55 A. LOCATELLI	Yamaha YZF R1	2.747
5	9 D. PETRUCCI	Ducati Panigale V4R	3.376
6	77 D. AEGERTER	Yamaha YZF R1	6.406
7	76 L. BAZ	BMW M1000 RR	6.658
8	47 A. BASSANI	Ducati Panigale V4R	6.959
9	97 X. VIERGE	Honda CBR1000 RR-R	8.322
10	5 P. OETTL	Ducati Panigale V4R	8.476
11	87 R. GARDNER	Yamaha YZF R1	9.386
12	7 I. LECUONA	Honda CBR1000 RR-R	10.335
13	60 M. VAN DER MARK	BMW M1000 RR	10.779
14	34 L. BALDASSARRI	Yamaha YZF R1	14.764
15	28 B. RAY	Yamaha YZF R1	16.763
16	44 L. MAHIAS	Kawasaki ZX-10RR	23.226
17	38 H. SOOMER	Honda CBR1000 RR-R	24.172
18	35 H. SYHRIN	Honda CBR1000 RR-R	24.293
19	32 I. VINALES	Kawasaki ZX-10RR	26.388
20	45 S. REDDING	BMW M1000 RR	34.143
21	52 D. KONIG	Kawasaki ZX-10RR	34.556
RET	22 A. LOWES	Kawasaki ZX-10RR	5 Laps
RET	21 M. RINALDI	Ducati Panigale V4R	6 Laps
RET	31 G. GERLOFF	BMW M1000 RR	9 Laps

SPEED

1	54 T. RAZGATLIOGLU	Yamaha YZF R1	296,7
2	7 I. LECUONA	Honda CBR1000 RR-R	295,1
3	38 H. SOOMER	Honda CBR1000 RR-R	293,5
4	45 S. REDDING	BMW M1000 RR	292,7
5	65 J. REA	Kawasaki ZX-10RR	292,7
6	47 A. BASSANI	Ducati Panigale V4R	291,9
7	34 L. BALDASSARRI	Yamaha YZF R1	291,1
8	21 M. RINALDI	Ducati Panigale V4R	290,3
9	28 B. RAY	Yamaha YZF R1	290,3
10	35 H. SYHRIN	Honda CBR1000 RR-R	290,3
11	97 X. VIERGE	Honda CBR1000 RR-R	289,5
12	1 A. BAUTISTA	Ducati Panigale V4R	288,8
13	87 R. GARDNER	Yamaha YZF R1	288,0
14	5 P. OETTL	Ducati Panigale V4R	288,0
15	9 D. PETRUCCI	Ducati Panigale V4R	286,5
16	55 A. LOCATELLI	Yamaha YZF R1	286,5
17	77 D. AEGERTER	Yamaha YZF R1	285,7
18	60 M. VAN DER MARK	BMW M1000 RR	284,2
19	22 A. LOWES	Kawasaki ZX-10RR	282,7
20	32 I. VINALES	Kawasaki ZX-10RR	282,7
21	52 D. KONIG	Kawasaki ZX-10RR	282,7
22	76 L. BAZ	BMW M1000 RR	282,7
23	44 L. MAHIAS	Kawasaki ZX-10RR	279,1
24	31 G. GERLOFF	BMW M1000 RR	268,0

SEG. 1

1	1 A. BAUTISTA	28.408
2	22 A. LOWES	28.604
3	77 D. AEGERTER	28.663
4	9 D. PETRUCCI	28.678
5	5 P. OETTL	28.742
6	65 J. REA	28.745
7	54 T. RAZGATLIOGLU	28.757
8	21 M. RINALDI	28.770
9	60 M. VAN DER MARK	28.773
10	55 A. LOCATELLI	28.783
11	76 L. BAZ	28.789
12	97 X. VIERGE	28.815
13	7 I. LECUONA	28.834
14	47 A. BASSANI	28.857
15	87 R. GARDNER	28.861
16	28 B. RAY	29.003
17	45 S. REDDING	29.094
18	44 L. MAHIAS	29.108
19	34 L. BALDASSARRI	29.130
20	31 G. GERLOFF	29.189
21	35 H. SYHRIN	29.358
22	32 I. VINALES	29.462
23	38 H. SOOMER	29.463
24	52 D. KONIG	29.753

SEG. 2

1	54 T. RAZGATLIOGLU	20.981
2	1 A. BAUTISTA	21.013
3	55 A. LOCATELLI	21.051
4	5 P. OETTL	21.070
5	21 M. RINALDI	21.106
6	77 D. AEGERTER	21.177
7	9 D. PETRUCCI	21.184
8	65 J. REA	21.201
9	47 A. BASSANI	21.206
10	76 L. BAZ	21.213
11	87 R. GARDNER	21.215
12	34 L. BALDASSARRI	21.229
13	97 X. VIERGE	21.240
14	28 B. RAY	21.251
15	7 I. LECUONA	21.294
16	38 H. SOOMER	21.307
17	45 S. REDDING	21.344
18	60 M. VAN DER MARK	21.365
19	22 A. LOWES	21.370
20	35 H. SYHRIN	21.501
21	44 L. MAHIAS	21.578
22	32 I. VINALES	21.638
23	52 D. KONIG	21.783
24	31 G. GERLOFF	22.034

SEG. 3

1	65 J. REA	21.722
2	54 T. RAZGATLIOGLU	21.747
3	21 M. RINALDI	21.760
4	22 A. LOWES	21.768
5	1 A. BAUTISTA	21.768
6	9 D. PETRUCCI	21.800
7	76 L. BAZ	21.808
8	55 A. LOCATELLI	21.817
9	77 D. AEGERTER	21.843
10	87 R. GARDNER	21.845
11	47 A. BASSANI	21.864
12	60 M. VAN DER MARK	21.872
13	5 P. OETTL	21.876
14	97 X. VIERGE	21.902
15	7 I. LECUONA	21.937
16	45 S. REDDING	21.944
17	34 L. BALDASSARRI	22.024
18	44 L. MAHIAS	22.064
19	28 B. RAY	22.115
20	35 H. SYHRIN	22.169
21	38 H. SOOMER	22.189
22	32 I. VINALES	22.260
23	52 D. KONIG	22.469
24	31 G. GERLOFF	1'09.373

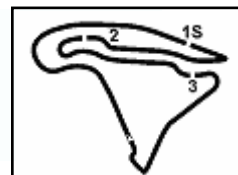
SEG. 4

1	21 M. RINALDI	24.441
2	54 T. RAZGATLIOGLU	24.456
3	65 J. REA	24.521
4	1 A. BAUTISTA	24.568
5	45 S. REDDING	24.589
6	76 L. BAZ	24.654
7	77 D. AEGERTER	24.661
8	22 A. LOWES	24.666
9	47 A. BASSANI	24.673
10	5 P. OETTL	24.674
11	9 D. PETRUCCI	24.703
12	55 A. LOCATELLI	24.710
13	87 R. GARDNER	24.731
14	7 I. LECUONA	24.760
15	60 M. VAN DER MARK	24.799
16	97 X. VIERGE	24.800
17	28 B. RAY	24.809
18	35 H. SYHRIN	24.847
19	34 L. BALDASSARRI	24.915
20	44 L. MAHIAS	24.988
21	38 H. SOOMER	25.014
22	32 I. VINALES	25.064
23	52 D. KONIG	25.158

10/09/2023

These data/results cannot be reproduced, stored and/or transmitted in whole or in part by any manner of electronic, mechanical, photocopying, recording, broadcasting or otherwise now known or herein after developed without the previous express consent by the copyright owner, except for reproduction in daily press and regular printed publications on sale to the public within 60 days of the event related to those data/results and always provided that copyright symbol appears together as follows below.

© DORNA WSBK ORGANIZATION Srl 2023



Pirelli French Round, 8-10 September 2023

Chronological Analysis Tissot Superpole Race

Start at 11:00'21.470

1 / 3

1° 54 T. RAZGATLIOGLU [1'36.192]							
Lap	Seg1	Seg2	Seg3	Seg4	Lap Time	km/h	Local Time
1		21.240	21.747	24.655	1'36.842	285,0	11:01'58.312
2	28.757	21.434	22.093	24.456	1'36.740	296,7	11:03'35.052
3	29.030	21.293	21.788	24.473	1'36.584	291,9	11:05'11.636
4	28.884	21.027	21.813	24.468	1'36.192	292,7	11:06'47.828
5	28.774	21.039	21.920	24.579	1'36.312	296,7	11:08'24.140
6	29.038	21.108	21.954	24.580	1'36.680	292,7	11:10'00.820
7	29.087	21.068	21.846	24.680	1'36.681	292,7	11:11'37.501
8	29.090	21.079	21.945	24.574	1'36.688	293,5	11:13'14.189
9	29.200	20.999	21.964	24.690	1'36.853	292,7	11:14'51.042
10	29.213	20.981	22.013	24.918	1'37.125	292,7	11:16'28.167
Race Time 16'06.697							

9	28.817	21.299	21.835	24.908	1'36.859	277,6	11:14'54.677
10	28.895	21.232	21.935	24.804	1'36.866	282,0	11:16'31.543
Race Time 16'10.073							

2° 1 A. BAUTISTA [1'36.084]							
Lap	Seg1	Seg2	Seg3	Seg4	Lap Time	km/h	Local Time
1		21.262	21.854	24.718	1'36.644	285,7	11:01'58.114
2	28.755	21.566	22.469	24.864	1'37.654	286,5	11:03'35.768
3	28.513	21.370	21.820	24.572	1'36.275	283,5	11:05'12.043
4	28.615	21.187	21.768	24.612	1'36.182	279,1	11:06'48.225
5	28.408	23.425	21.919	24.779	1'38.531	286,5	11:08'26.756
6	28.782	21.719	21.820	24.606	1'36.927	276,9	11:10'03.683
7	28.727	21.146	22.026	24.737	1'36.636	285,7	11:11'40.319
8	28.657	21.013	21.846	24.568	1'36.084	288,8	11:13'16.403
9	28.718	21.111	21.818	24.659	1'36.306	286,5	11:14'52.709
10	28.770	21.113	21.876	24.669	1'36.428	288,8	11:16'29.137
Race Time 16'07.667							

6° 77 D. AEGERTER [1'36.517]								
Lap	Seg1	Seg2	Seg3	Seg4	Lap Time	km/h	Local Time	
1			21.965	22.344	25.100	1'39.726	251,7	11:02'01.196
2	28.794	21.219	21.843	24.661	1'36.517	284,2	11:03'37.713	
3	28.663	21.352	22.007	24.798	1'36.820	276,9	11:05'14.533	
4	28.809	21.321	21.970	24.890	1'36.990	279,8	11:06'51.523	
5	28.908	21.366	22.079	24.859	1'37.212	285,0	11:08'28.735	
6	28.704	21.177	21.955	24.832	1'36.668	285,7	11:10'05.403	
7	28.786	21.325	22.016	24.808	1'36.935	276,9	11:11'42.338	
8	28.912	21.354	21.985	24.956	1'37.207	271,4	11:13'19.545	
9	28.890	21.484	22.040	25.016	1'37.430	269,3	11:14'56.975	
10	28.968	21.573	22.018	25.039	1'37.598	277,6	11:16'34.573	
Race Time 16'13.103								

3° 65 J. REA [1'36.369]							
Lap	Seg1	Seg2	Seg3	Seg4	Lap Time	km/h	Local Time
1		21.405	21.722	24.758	1'37.194	279,1	11:01'58.664
2	28.781	21.369	22.217	24.912	1'37.279	280,5	11:03'35.943
3	28.745	21.501	21.787	24.551	1'36.584	285,7	11:05'12.527
4	28.968	21.389	22.005	24.704	1'37.066	282,0	11:06'49.593
5	28.945	21.301	21.955	24.664	1'36.865	287,2	11:08'26.458
6	29.068	21.471	21.901	24.875	1'37.315	284,2	11:10'03.773
7	28.884	21.287	21.923	24.625	1'36.719	283,5	11:11'40.492
8	28.816	21.201	21.831	24.521	1'36.369	282,0	11:13'16.861
9	28.882	21.287	21.954	24.592	1'36.715	285,0	11:14'53.576
10	29.099	21.365	21.941	24.689	1'37.094	292,7	11:16'30.670
Race Time 16'09.200							

7° 76 L. BAZ [1'36.526]								
Lap	Seg1	Seg2	Seg3	Seg4	Lap Time	km/h	Local Time	
1			21.664	22.913	24.821	1'39.165	262,8	11:02'00.635
2	28.789	21.213	21.808	24.716	1'36.526	279,8	11:03'37.161	
3	28.897	21.393	21.932	24.735	1'36.957	275,5	11:05'14.118	
4	28.885	21.334	21.912	24.738	1'36.869	279,1	11:06'50.987	
5	28.899	21.457	21.945	24.654	1'36.955	275,5	11:08'27.942	
6	28.915	21.421	21.876	24.808	1'37.020	279,1	11:10'04.962	
7	28.959	21.370	21.946	24.862	1'37.137	280,5	11:11'42.099	
8	28.940	21.265	22.062	24.870	1'37.137	282,0	11:13'19.236	
9	29.035	21.523	22.006	24.825	1'37.389	282,7	11:14'56.625	
10	29.253	21.847	22.131	24.969	1'38.200	279,8	11:16'34.825	
Race Time 16'13.355								

4° 55 A. LOCATELLI [1'36.612]							
Lap	Seg1	Seg2	Seg3	Seg4	Lap Time	km/h	Local Time
1		21.771	22.003	24.767	1'38.156	272,7	11:01'59.626
2	28.908	21.051	21.944	24.905	1'36.808	285,7	11:03'36.434
3	28.869	21.301	21.940	24.725	1'36.835	280,5	11:05'13.269
4	28.783	21.312	21.950	24.806	1'36.851	274,1	11:06'50.120
5	28.814	21.391	21.862	24.821	1'36.888	276,2	11:08'27.008
6	28.823	21.525	21.991	24.710	1'37.049	273,4	11:10'04.057
7	28.802	21.267	21.959	24.757	1'36.785	278,4	11:11'40.842
8	28.856	21.217	21.817	24.742	1'36.632	281,3	11:13'17.474
9	28.910	21.246	21.906	24.766	1'36.828	283,5	11:14'54.302
10	28.911	21.121	21.836	24.744	1'36.612	286,5	11:16'30.914
Race Time 16'09.444							

8° 47 A. BASSANI [1'36.752]								
Lap	Seg1	Seg2	Seg3	Seg4	Lap Time	km/h	Local Time	
1			21.771	22.458	25.050	1'39.938	265,4	11:02'01.408
2	28.899	21.527	22.000	25.011	1'37.437	273,4	11:03'38.845	
3	28.967	21.356	21.864	24.696	1'36.883	280,5	11:05'15.728	
4	28.857	21.328	21.894	24.673	1'36.752	291,9	11:06'52.480	
5	28.958	21.294	21.987	24.699	1'36.938	285,0	11:08'29.418	
6	29.037	21.248	21.892	24.768	1'36.945	281,3	11:10'06.363	
7	29.057	21.324	21.911	24.935	1'37.227	284,2	11:11'43.590	
8	28.922	21.206	21.936	24.802	1'36.866	285,7	11:13'20.456	
9	29.008	21.312	22.030	24.844	1'37.194	286,5	11:14'57.650	
10	29.193	21.279	22.044	24.960	1'37.476	282,7	11:16'35.126	
Race Time 16'13.656								

5° 9 D. PETRUCCI [1'36.612]							
Lap	Seg1	Seg2	Seg3	Seg4	Lap Time	km/h	Local Time
1		22.019	22.222	24.703	1'38.717	266,7	11:02'00.187
2	28.678	21.306	21.800	24.828	1'36.612	280,5	11:03'36.799
3	28.827	21.374	21.936	24.759	1'36.896	276,2	11:05'13.695
4	28.771	21.378	21.819	24.789	1'36.757	278,4	11:06'50.452
5	28.930	21.363	21.830	24.765	1'36.888	286,5	11:08'27.340
6	28.777	21.567	21.885	24.818	1'37.047	277,6	11:10'04.387
7	28.814	21.269	21.836	24.865	1'36.784	280,5	11:11'41.171
8	28.892	21.184	21.816	24.755	1'36.647	280,5	11:13'17.818

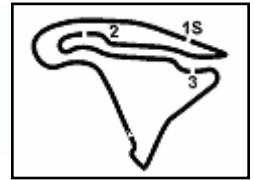
9° 97 X. VIERGE [1'36.907]							
Lap	Seg1	Seg2	Seg3	Seg4	Lap Time	km/h	Local Time
1		21.842	22.183	25.382	1'39.600	261,5	11:02'01.130
2	29.121	21.339	22.044	25.015	1'37.519	280,5	11:03'38.649
3	29.068	21.340	21.917	24.990	1'37.315	289,5	11:05'15.964
4	28.923	21.373	22.086	24.983	1'37.365	277,6	11:06'53.329
5	28.815	21.373	21.902	24.855	1'36.945	288,8	11:08'30.274
6	28.839	21.311	21.986	24.800	1'36.936	285,0	11:10'07.210
7	28.938	21.262	22.094	24.862	1'37.156	288,0	11:11'44.366
8	28.827	21.240	22.028	24.812	1'36.907	289,5	11:13'21.273
9	28.897	21.278	21.962	24.994	1'37.131	288,8	11:14'58.404
10	29.026	21.431	22.249	25.379	1'38.085	287,2	11:16'36.489
Race Time 16'15.019							

10/09/2023 P = Pits In/Out - C = Lap Time Cancelled

10° 5 P. OETTL [1'36.666]								
Lap	Seg1	Seg2	Seg3	Seg4	Lap Time	km/h	Local Time	
1			21.952	22.796	25.143	1'40.307	257,8	11:02'01.777
2	29.019	21.709	22.092	24.937	1'37.757	268,7	11:03'39.534	
3	28.953	21.513	22.038	24.945	1'37.449	268,0	11:05'16.983	
4	28.742	21.865	22.005	24.734	1'37.346	270,0	11:06'54.329	
5	28.862	21.272	21.913	24.761	1'36.808	276,2	11:08'31.137	

These data/results cannot be reproduced, stored and/or transmitted in whole or in part by any manner of electronic, mechanical, photocopying, recording, broadcasting or otherwise now known or herein after developed without the previous express consent by the copyright owner, except for reproduction in daily press and regular printed publications on sale to the public within 60 days of the event related to those data/results and always provided that copyright symbol appears together as follows below.

© DORNA WSBK ORGANIZATION Srl 2023



Magny-Cours 4.411 m

Pirelli French Round, 8-10 September 2023
Chronological Analysis Tissot Superpole Race

Start at 11:00'21.470

2 / 3

6	29.016	21.418	21.978	24.960	1'37.372	268,0	11:10'08.509	3	29.003	21.434	22.115	25.170	1'37.722	279,1	11:05'17.618
7	28.852	21.209	21.922	24.685	1'36.668	288,0	11:11'45.177	4	29.100	21.632	22.146	24.877	1'37.755	279,8	11:06'55.373
8	28.898	21.070	22.024	24.674	1'36.666	283,5	11:13'21.843	5	29.226	21.331	22.249	24.809	1'37.615	276,2	11:08'32.988
9	28.769	21.257	21.876	24.764	1'36.666	285,0	11:14'58.509	6	29.245	22.173	22.282	24.923	1'38.623	290,3	11:10'11.611
10	29.045	21.392	22.285	25.412	1'38.134	282,7	11:16'36.643	7	29.367	21.453	22.276	25.041	1'38.137	278,4	11:11'49.748

Race Time 16'15.173

11° 87 R. GARDNER [1'37.032]

Lap	Seg.1	Seg.2	Seg.3	Seg.4	Lap Time	km/h	Local Time
1		22.460	22.299	25.154	1'40.455	253,5	11:02'01.925
2	29.023	21.389	21.969	25.006	1'37.387	272,7	11:03'39.312
3	28.861	21.466	21.974	24.731	1'37.032	268,7	11:05'16.344
4	28.951	21.427	21.890	24.879	1'37.147	271,4	11:06'53.491
5	28.952	21.389	21.845	25.283	1'37.469	276,9	11:08'30.960
6	29.097	21.391	21.888	24.978	1'37.354	282,0	11:10'08.314
7	28.990	21.505	22.362	24.797	1'37.654	287,2	11:11'45.968
8	29.060	21.383	22.057	24.876	1'37.376	286,5	11:13'23.344
9	29.020	21.340	21.973	24.808	1'37.141	281,3	11:15'00.485
10	29.134	21.215	21.943	24.776	1'37.068	288,0	11:16'37.553

Race Time 16'16.083

12° 71. LECUONA [1'37.053]

Lap	Seg.1	Seg.2	Seg.3	Seg.4	Lap Time	km/h	Local Time
1		22.339	22.655	25.072	1'40.671	265,4	11:02'02.141
2	29.007	21.561	22.205	25.218	1'37.991	277,6	11:03'40.132
3	28.992	21.523	21.937	25.233	1'37.685	276,2	11:05'17.817
4	28.834	21.370	22.341	24.768	1'37.313	288,0	11:06'55.130
5	28.970	21.529	22.014	24.780	1'37.293	283,5	11:08'32.423
6	28.980	21.375	21.991	24.843	1'37.189	282,7	11:10'09.612
7	28.908	21.305	22.033	24.807	1'37.053	282,7	11:11'46.665
8	28.935	21.369	22.018	24.842	1'37.164	289,5	11:13'23.829
9	28.993	21.461	22.035	24.760	1'37.249	284,2	11:15'01.078
10	29.093	21.294	22.056	24.981	1'37.424	295,1	11:16'38.502

Race Time 16'17.032

13° 60 M. VAN DER MARK [1'36.964]

Lap	Seg.1	Seg.2	Seg.3	Seg.4	Lap Time	km/h	Local Time
1		22.252	22.622	25.248	1'40.078	257,8	11:02'01.548
2	28.903	21.651	21.872	25.014	1'37.440	274,8	11:03'38.988
3	28.924	21.973	22.011	24.832	1'37.740	272,0	11:05'16.728
4	28.773	22.256	22.257	24.869	1'38.155	276,2	11:06'54.883
5	28.887	21.582	22.053	24.799	1'37.321	282,7	11:08'32.204
6	28.880	21.365	21.875	24.844	1'36.964	284,2	11:10'09.168
7	28.820	21.412	21.897	24.970	1'37.099	279,8	11:11'46.267
8	28.823	21.593	21.961	25.041	1'37.418	281,3	11:13'23.685
9	28.817	21.676	22.345	24.953	1'37.791	282,0	11:15'01.476
10	28.952	21.617	22.003	24.898	1'37.470	280,5	11:16'38.946

Race Time 16'17.461

14° 34 L. BALDASSARRI [1'37.650]

Lap	Seg.1	Seg.2	Seg.3	Seg.4	Lap Time	km/h	Local Time
1		22.462	22.568	25.291	1'41.172	255,9	11:02'02.642
2	29.130	21.453	22.169	25.054	1'37.806	278,4	11:03'40.448
3	29.143	21.435	22.060	25.033	1'37.671	279,1	11:05'18.119
4	29.141	21.383	22.065	25.064	1'37.653	279,1	11:06'55.772
5	29.182	21.525	22.024	24.919	1'37.650	281,3	11:08'33.422
6	29.249	21.427	22.133	24.915	1'37.724	284,2	11:10'11.146
7	29.422	21.229	22.193	25.066	1'37.910	290,3	11:11'49.056
8	29.331	21.330	22.131	25.151	1'37.943	290,3	11:13'26.999
9	29.441	21.358	22.194	24.995	1'37.988	291,1	11:15'04.987
10	29.441	21.277	22.259	24.967	1'37.944	291,1	11:16'42.931

Race Time 16'21.461

15° 28 B. RAY [1'37.553]

Lap	Seg.1	Seg.2	Seg.3	Seg.4	Lap Time	km/h	Local Time
1		22.233	22.495	25.154	1'40.873	259,0	11:02'02.343
2	29.097	21.509	22.117	24.830	1'37.553	274,8	11:03'39.896

10/09/2023 P = Pits In/Out - C = Lap Time Cancelled

These data/results cannot be reproduced, stored and/or transmitted in whole or in part by any manner of electronic, mechanical, photocopying, recording, broadcasting or otherwise now known or herein after developed without the previous express consent by the copyright owner, except for reproduction in daily press and regular printed publications on sale to the public within 60 days of the event related to those data/results and always provided that copyright symbol appears together as follows below.

© DORNA WSBK ORGANIZATION Srl 2023

16° 44 L. MAHIAS [1'37.894]

Lap	Seg.1	Seg.2	Seg.3	Seg.4	Lap Time	km/h	Local Time
1		22.249	22.707	25.339	1'41.464	246,6	11:02'02.934
2	29.148	21.697	22.134	25.016	1'37.995	256,5	11:03'40.929
3	29.108	21.734	22.064	24.988	1'37.894	272,7	11:05'18.823
4	29.282	21.578	22.170	25.062	1'38.092	265,4	11:06'56.915
5	29.327	21.775	22.447	25.170	1'38.719	273,4	11:08'35.634
6	29.584	21.628	22.323	25.065	1'38.600	276,9	11:10'14.234
7	29.593	21.641	22.271	25.081	1'38.586	279,1	11:11'52.820
8	29.711	21.692	22.320	25.242	1'38.965	274,1	11:13'31.785
9	29.836	21.732	22.377	25.355	1'39.300	273,4	11:15'11.085
10	29.956	21.934	22.722	25.696	1'40.308	276,2	11:16'51.393

Race Time 16'29.923

17° 38 H. SOOMER [1'38.118]

Lap	Seg.1	Seg.2	Seg.3	Seg.4	Lap Time	km/h	Local Time
1		22.192	22.924	25.580	1'42.267	252,9	11:02'03.737
2	29.541	21.816	22.474	25.258	1'39.089	276,9	11:03'42.826
3	29.545	21.732	22.495	25.102	1'38.874	280,5	11:05'21.700
4	29.463	21.498	22.414	25.050	1'38.425	288,0	11:07'00.125
5	29.486	22.349	22.482	25.163	1'39.480	241,6	11:08'39.605
6	29.488	21.641	22.423	25.338	1'38.890	254,1	11:10'18.495
7	29.541	21.545	22.476	25.027	1'38.589	277,6	11:11'57.084
8	29.573	21.596	22.510	25.067	1'38.746	285,7	11:13'35.830
9	29.473	21.423	22.481	25.014	1'38.391	293,5	11:15'14.221
10	29.505	21.307	22.189	25.117	1'38.118	291,9	11:16'52.339

Race Time 16'30.869

18° 35 H. SYAHRIN [1'38.071]

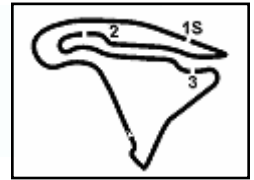
Lap	Seg.1	Seg.2	Seg.3	Seg.4	Lap Time	km/h	Local Time
1		22.493	22.829	25.508	1'42.391	251,7	11:02'03.861
2	29.483	21.873	22.516	25.257	1'39.129	274,8	11:03'42.990
3	29.394	21.847	22.196	24.847	1'38.284	276,9	11:05'21.274
4	29.486	21.565	22.470	24.989	1'38.510	282,7	11:06'59.784
5	29.603	22.322	22.480	24.973	1'39.378	233,3	11:08'39.162
6	29.604	21.744	22.419	25.173	1'38.940	255,9	11:10'18.102
7	29.606	21.687	22.462	24.965	1'38.720	277,6	11:11'56.822
8	29.654	21.639	22.481	25.102	1'38.876	282,7	11:13'35.698
9	29.530	21.642	22.540	24.979	1'38.691	288,0	11:15'14.389
10	29.358	21.501	22.169	25.043	1'38.071	290,3	11:16'52.460

Race Time 16'30.990

19° 32 I. VINALES [1'38.567]

Lap	Seg.1	Seg.2	Seg.3	Seg.4	Lap Time	km/h	Local Time
1		22.143	22.978	25.221	1'41.786	262,8	11:02'03.256
2	29.462	21.675	22.260	25.170	1'38.567	257,1	11:03'41.823
3	29.571	21.734	22.266	25.106	1'38.677	273,4	11:05'20.500
4	29.787	21.741	22.382	25.112	1'39.022	277,6	11:06'59.522
5	29.798	22.183	22.317	25.064	1'39.362	251,2	11:08'38.884
6	29.774	21.740	22.385	25.512	1'39.411	282,7	11:10'18.295
7	29.609	21.983	22.365	25.332	1'39.289	277,6	11:11'57.584
8	29.675	21.638	22.381	25.174	1'38.868	272,7	11:13'36.452
9	29.644	21.895	22.344	25.199	1'39.082	282,7	11:15'15.534
10	29.788	21.680	22.341	25.212	1'39.021	275,5	11:16'54.555

Race Time 16'33.085



Pirelli French Round, 8-10 September 2023

Chronological Analysis Tissot Superpole Race

Start at 11:00'21.470

20° 45 S. REDDING [1'37.203]							
Lap	Seg.1	Seg.2	Seg.3	Seg.4	Lap Time	km/h	Local Time
1		21.709	40.713	25.911	1'58.217	259,6	11:02'19.687
2	29.240	21.552	22.545	24.921	1'38.258	281,3	11:03'57.945
3	29.168	21.747	21.944	24.600	1'37.459	290,3	11:05'35.404
4	29.179	21.453	25.301	24.688	1'40.621	289,5	11:07'16.025
5	29.179	21.579	22.046	25.144	1'37.948	286,5	11:08'53.973
6	29.146	21.391	22.077	24.589	1'37.203	287,2	11:10'31.176
7	29.094	21.641	22.639	24.864	1'38.238	291,9	11:12'09.414
8	29.273	21.344	22.171	24.927	1'37.715	292,7	11:13'47.129
9	29.254	21.369	22.011	24.790	1'37.424	292,7	11:15'24.553
10	29.125	21.511	21.985	25.136	1'37.757	291,9	11:17'02.310

Race Time 16'40.840

21° 52 O. KONIG [1'39.464]							
Lap	Seg.1	Seg.2	Seg.3	Seg.4	Lap Time	km/h	Local Time
1		22.452	22.847	25.542	1'42.666	254,1	11:02'04.136
2	29.777	22.054	22.531	25.486	1'39.848	279,1	11:03'43.984
3	29.914	21.958	22.550	25.258	1'39.680	275,5	11:05'23.664
4	29.753	21.928	22.553	25.281	1'39.515	281,3	11:07'03.179
5	29.942	21.934	22.772	25.686	1'40.334	281,3	11:08'43.513
6	29.976	21.876	22.747	25.328	1'39.927	282,7	11:10'23.440
7	29.928	21.972	22.642	25.228	1'39.770	279,8	11:12'03.210
8	29.867	21.783	22.656	25.158	1'39.464	282,0	11:13'42.674
9	29.929	21.970	22.469	25.281	1'39.649	282,0	11:15'22.323
10	29.996	21.937	22.605	25.862	1'40.400	280,5	11:17'02.723

Race Time 16'41.253

RET 22 A. LOWES [1'36.804]							
Lap	Seg.1	Seg.2	Seg.3	Seg.4	Lap Time	km/h	Local Time
1		21.464	21.784	24.719	1'37.640	274,1	11:01'59.110
2	28.604	21.407	22.015	24.945	1'36.971	268,0	11:03'36.081
3	28.729	21.641	21.768	24.666	1'36.804	273,4	11:05'12.885
4	28.841	21.370	21.957	24.753	1'36.921	275,5	11:06'49.806
5	28.733	24.360	43.130	44.153	2'20.376P	282,7	11:09'10.182

Race Time 8'48.712

RET 21 M. RINALDI [1'36.157]							
Lap	Seg.1	Seg.2	Seg.3	Seg.4	Lap Time	km/h	Local Time
1		21.260	21.896	24.680	1'36.757	283,5	11:01'58.227
2	28.789	21.501	22.237	24.525	1'37.052	282,7	11:03'35.279
3	28.804	21.172	21.760	24.441	1'36.177	290,3	11:05'11.456
4	28.796	21.106	21.770	24.485	1'36.157	286,5	11:06'47.613

Race Time 6'26.143

RET 31 G. GERLOFF							
Lap	Seg.1	Seg.2	Seg.3	Seg.4	Lap Time	km/h	Local Time
1		22.034	1'09.373	32.889	2'33.485P	268,0	11:02'54.955

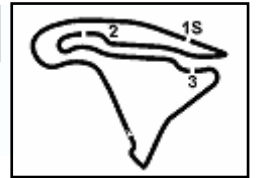
Race Time 2'33.485

10/09/2023

P = Pits In/Out - C = Lap Time Cancelled

These data/results cannot be reproduced, stored and/or transmitted in whole or in part by any manner of electronic, mechanical, photocopying, recording, broadcasting or otherwise now known or herein after developed without the previous express consent by the copyright owner, except for reproduction in daily press and regular printed publications on sale to the public within 60 days of the event related to those data/results and always provided that copyright symbol appears together as follows below.

© DORNA WSBK ORGANIZATION Srl 2023



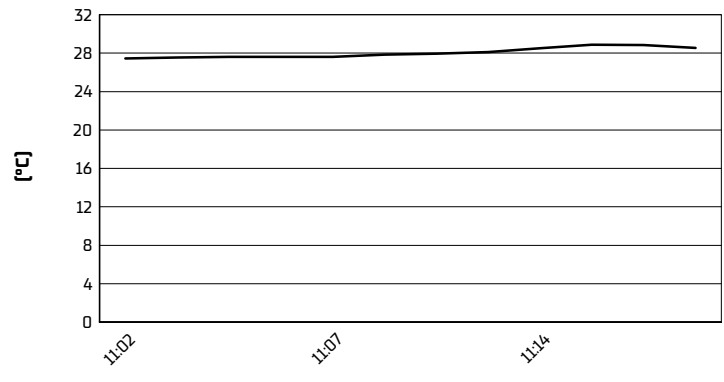
Magny-Cours 4.411 m

Pirelli French Round, 8-10 September 2023

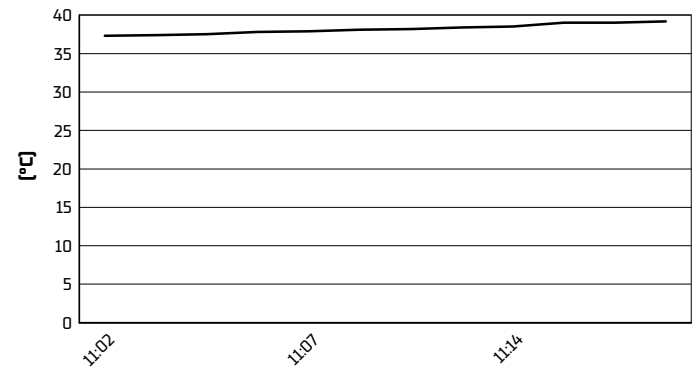
Weather Report Tissot Superpole Race

Session started 11:00 - Session ended 11:20

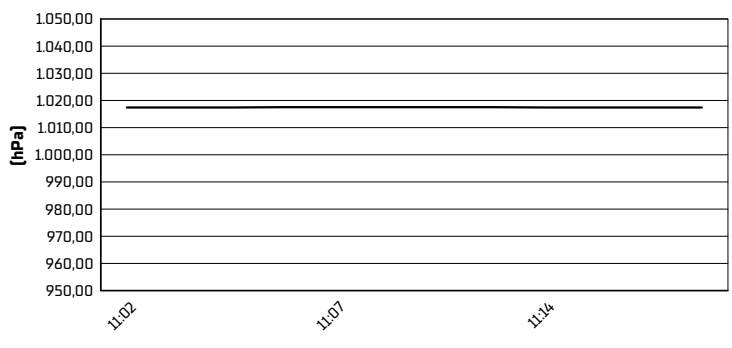
Air Temperature



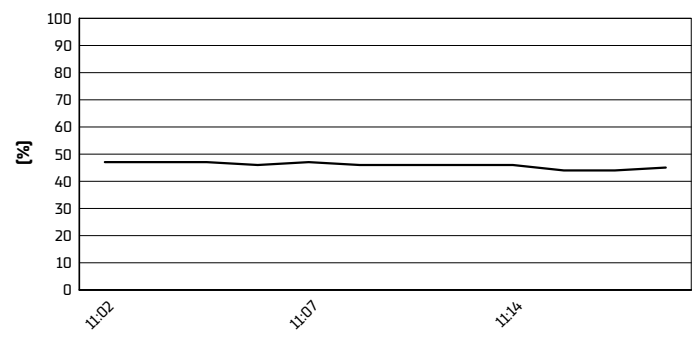
Track Temperature




Air Pressure



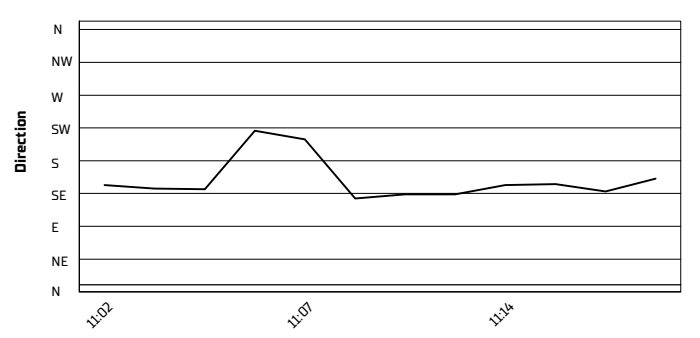
Humidity



Wind Speed



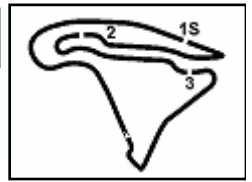
Wind Direction



10/09/2023

These data/results cannot be reproduced, stored and/or transmitted in whole or in part by any manner of electronic, mechanical, photocopying, recording, broadcasting or otherwise now known or herein after developed without the previous express consent by the copyright owner, except for reproduction in daily press and regular printed publications on sale to the public within 60 days of the event related to those data/results and always provided that copyright symbol appears together as follows below.
© DORNA WSBK ORGANIZATION Srl 2023





Magny-Cours 4.411 m

Pirelli French Round, 8-10 September 2023

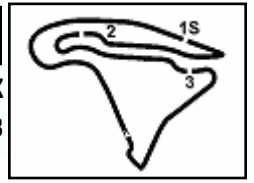
Manufacturers Standings

	Points	Points From First	Points From Previous	February 26 PHILIP ISLAND		March 5 MANDALIKA		April 23 ASSEN		May 7 BARCELONA		June 4 MISANO		July 2 DONINGTON PARK		July 16 IMOLA		July 30 MOST		September 10 MAGNY-COURS		September 24 ARAGON		October 1 PORTIMAO		October 29 JEREZ			
				1	2	1	2	1	2	1	2	1	2	1	2	1	2	1	2	1	2	1	2	1	2	1	2	1	2
1 DUCATI	493			25	25	25	25	25	25	25	25	25	25	25	25	20	16	25	20										
2 YAMAHA	416	77		16	16	20	20	16	20	20	20	16	20	20	20	20	25	20	10	25									
3 KAWASAKI	295	198	121	20	8	7	3	20	7	16	13	11	13	16	11	16	16	25	16	16									
4 BMW	156	337	139	7	4	10	6	6	9	7	6	5	8	8	13	8	9	13	8	13									
5 HONDA	146	347	10	10	10	9	16	5	2	10	10	8	11	5	2	4	6	11	7	4									

10/09/2023 First Line: Race 1 & 2 - Second Line: Tissot Superpole Race

These data/results cannot be reproduced, stored and/or transmitted in whole or in part by any manner of electronic, mechanical, photocopying, recording, broadcasting or otherwise now known or herein after developed without the previous express consent by the copyright owner, except for reproduction in daily press and regular printed publications on sale to the public within 60 days of the event related to those data/results and always provided that copyright symbol appears together as follows below.

© DORNA WSBK ORGANIZATION Srl 2023



Magny-Cours 4.411 m

Pirelli French Round, 8-10 September 2023

Tissot Superpole Award

Points	Points From First	Points From Previous	February 26		March 5		April 23		May 7		June 4		July 2		July 16		July 30		September 10		September 24		October 1		October 29			
			PHILLIP ISLAND	MANDALIKA	ASSEN	BARCELONA	MISANO	DONINGTON PARK	IMOLA	MOST	MAGNY-COURS	ARAGON	PORTIMAO	JEREZ														
1	RAZGATLIOGLU Toprak (TUR)	170	12	7	12	12	7	7	2	9	9	9	6	12	12	12	12	12	6	12								
2	BAUTISTA Alvaro (ESP)	158	12	9	12	7	12	12	12	12	12	12	9	9	6	9	7	9	9									
3	REA Jonathan (GBR)	108	62	50	6	3	5	6	9	9	7	4	5	12	7	3	6	5	9	5	7							
4	LOCATELLI Andrea (ITA)	80	90	28	1	5	9	9	4	5	7	3	3	6	9	7	3	3	6									
5	RINALDI Michael Ruben (ITA)	66	104	14	4	9	6	3	6	2	7	7	1	2	5	2	5	7										
6	LOWES Alex (GBR)	58	112	8	2	6	1	7	6	6	4	5	4	5	4	3	3	2										
7	BASSANI Axel (ITA)	53	117	5	1	3	5	2	4	5	6	2	7	4	6	6	2											
8	PETRUCCI Danilo (ITA)	40	130	13		2	1	3	3	9	4	3	4	7	5	2	9	2	1	5								
9	AEGERTER Dominique (SUI)	37	133	3	7				3	3	9	4	3	4			4											
10	GERLOFF Garrett (USA)	25	145	12					1	3	1	3			4	1	12											
11	GARDNER Remy (AUS)	18	152	7	3				3	1					7	4												
12	LECUONA Iker (ESP)	15	155	3	2				5	6	2																	
13	REDDING Scott (GBR)	15	155	0		1	5	2					1	5	1													
14	BAZ Loris (FRA)	12	158	3		4								1		4	3											
15	VIERGE Xavi (ESP)	10	160	2		4	1	1	1	2					1	1												
16	OETTL Philipp (GER)	9	161	1	5	4																						
17	RAY Bradley (GBR)	4	166	5										4														
18	VAN DER MARK Michael (NED)	2	168	2			2																					
19	SYKES Tom (GBR)	2	168	0									2															

10/09/2023 Odd points columns: Tissot Superpole Even points columns: Tissot Superpole Race

These data/results cannot be reproduced, stored and/or transmitted in whole or in part by any manner of electronic, mechanical, photocopying, recording, broadcasting or otherwise now known or herein after developed without the previous express consent by the copyright owner, except for reproduction in daily press and regular printed publications on sale to the public within 60 days of the event related to those data/results and always provided that copyright symbol appears together as follows below.

© DORNA WSBK ORGANIZATION Srl 2023