

Magny-Cours 4.411 m

Pirelli French Round, 8-10 September 2023

Chronological Analysis Race 2

Start at 15:38'15.092

1 / 4

1° 1 A. BAUTISTA [1'36.670]							
Lap	Seg.1	Seg.2	Seg.3	Seg.4	Lap Time	km/h	Local Time
1		21.375	21.854	24.882	1'36.911	290,3	15:39'52.003
2	28.796	21.284	21.825	24.765	1'36.670	290,3	15:41'28.673
3	28.780	21.149	21.962	24.913	1'36.804	291,1	15:43'05.477
4	29.012	21.209	21.988	24.829	1'37.038	289,5	15:44'42.515
5	28.785	21.312	21.984	24.992	1'37.073	292,7	15:46'19.588
6	28.871	21.334	21.898	24.895	1'36.998	289,5	15:47'56.586
7	28.849	21.263	21.887	24.810	1'36.809	291,9	15:49'33.395
8	28.925	21.195	21.880	24.829	1'36.829	291,9	15:51'10.224
9	28.894	21.142	21.907	24.938	1'36.881	291,9	15:52'47.105
10	28.923	21.209	21.957	24.953	1'37.042	291,9	15:54'24.147
11	28.939	21.265	21.900	24.923	1'37.027	291,1	15:56'01.174
12	29.209	21.095	21.985	24.968	1'37.257	291,9	15:57'38.431
13	28.939	21.490	21.931	24.917	1'37.277	295,9	15:59'15.708
14	28.839	21.378	22.009	24.851	1'37.077	291,9	16:00'52.785
15	28.916	21.187	21.939	24.780	1'36.822	293,5	16:02'29.607
16	29.004	21.360	22.025	25.061	1'37.450	291,1	16:04'07.057
17	29.046	21.614	22.311	27.427	1'40.398	289,5	16:05'47.455

Race Time 27'32.363

2° 54 T. RAZGATLIOGLU [1'37.249]							
Lap	Seg.1	Seg.2	Seg.3	Seg.4	Lap Time	km/h	Local Time
1		21.357	21.926	24.756	1'37.200	287,2	15:39'52.292
2	29.024	21.420	22.077	24.736	1'37.257	295,9	15:41'29.549
3	29.216	21.267	22.052	24.864	1'37.399	289,5	15:43'06.948
4	29.188	21.315	22.091	24.862	1'37.456	291,1	15:44'44.400
5	29.258	21.322	22.132	24.921	1'37.633	292,7	15:46'22.037
6	29.400	21.502	22.184	24.823	1'37.909	285,7	15:47'59.946
7	29.129	21.252	22.100	24.773	1'37.254	290,3	15:49'37.200
8	29.187	21.330	22.066	24.888	1'37.471	285,7	15:51'14.671
9	29.187	21.580	22.114	24.926	1'37.807	279,1	15:52'52.478
10	29.268	21.380	22.177	24.876	1'37.701	285,7	15:54'30.179
11	29.196	21.302	21.996	24.883	1'37.377	286,5	15:56'07.556
12	29.132	21.363	22.137	24.799	1'37.431	293,5	15:57'44.987
13	29.185	21.234	22.211	25.022	1'37.652	295,9	15:59'22.639
14	29.349	21.364	22.297	24.996	1'38.006	287,2	16:01'00.645
15	29.265	21.570	22.115	24.823	1'37.773	289,5	16:02'38.418
16	29.286	21.447	22.090	24.858	1'37.681	289,5	16:04'16.099
17	29.235	21.067	21.988	24.959	1'37.249	297,5	16:05'53.348

Race Time 27'38.256

3° 65 J. REA [1'37.268]							
Lap	Seg.1	Seg.2	Seg.3	Seg.4	Lap Time	km/h	Local Time
1		21.280	21.946	25.093	1'37.344	290,3	15:39'52.436
2	28.933	21.563	21.963	24.862	1'37.321	278,4	15:41'29.757
3	28.991	21.415	21.978	24.986	1'37.370	287,2	15:43'07.127
4	29.152	21.460	21.905	24.958	1'37.475	275,5	15:44'44.602
5	29.139	21.362	22.098	24.961	1'37.560	276,2	15:46'22.162
6	29.259	21.418	22.046	24.736	1'37.459	285,7	15:47'59.621
7	29.162	21.333	22.034	24.739	1'37.268	288,8	15:49'36.889
8	29.256	21.417	22.038	24.846	1'37.557	289,5	15:51'14.446
9	29.370	21.492	22.105	24.936	1'37.903	288,0	15:52'52.349
10	29.228	21.351	22.092	24.810	1'37.481	288,8	15:54'29.830
11	29.267	21.367	22.006	24.903	1'37.543	289,5	15:56'07.373
12	29.257	21.636	22.042	24.872	1'37.807	289,5	15:57'45.180
13	29.057	21.433	22.021	25.051	1'37.562	281,3	15:59'22.742
14	29.223	21.526	22.186	25.136	1'38.071	290,3	16:01'00.813
15	29.108	21.643	22.129	24.899	1'37.779	286,5	16:02'38.592
16	29.069	21.630	22.096	24.931	1'37.726	288,8	16:04'16.318
17	29.084	21.519	22.203	25.110	1'37.916	277,6	16:05'54.234

Race Time 27'39.142

4° 55 A. LOCATELLI [1'37.461]							
Lap	Seg.1	Seg.2	Seg.3	Seg.4	Lap Time	km/h	Local Time
1							
2	29.004						
3	29.192						

1		21.556	22.740	25.019	1'38.649	265,4	15:39'53.741
2	29.089	21.514	22.059	24.973	1'37.635	276,9	15:41'31.376
3	29.162	21.462	22.010	25.051	1'37.685	279,8	15:43'09.061
4	29.114	21.447	22.181	24.924	1'37.666	281,3	15:44'46.727
5	29.213	21.546	22.054	25.026	1'37.839	277,6	15:46'24.566
6	29.092	21.358	22.009	25.002	1'37.461	279,8	15:48'02.027
7	29.175	21.317	22.065	25.024	1'37.581	282,7	15:49'39.608
8	29.190	21.284	22.038	24.963	1'37.475	281,3	15:51'17.083
9	29.231	21.495	22.044	25.199	1'37.969	270,7	15:52'55.052
10	29.358	21.437	22.161	25.158	1'38.114	288,8	15:54'33.166
11	29.239	21.420	22.167	25.115	1'37.941	284,2	15:56'11.107
12	29.267	21.450	22.178	25.010	1'37.905	281,3	15:57'49.012
13	29.310	21.425	22.066	25.183	1'37.984	288,0	15:59'26.996
14	29.206	21.422	22.113	25.091	1'37.832	288,0	16:01'04.828
15	29.182	21.449	22.075	25.090	1'37.796	288,0	16:02'42.624
16	29.175	21.323	22.137	25.160	1'37.795	283,5	16:04'20.419
17	29.233	21.472	22.126	25.183	1'38.014	285,7	16:05'58.433

Race Time 27'43.341

5° 31 G. GERLOFF [1'37.156]							
Lap	Seg.1	Seg.2	Seg.3	Seg.4	Lap Time	km/h	Local Time
1		22.213	22.299	25.233	1'39.935	249,4	15:39'55.027
2	28.932	21.582	22.184	25.099	1'37.797	260,9	15:41'32.824
3	29.014	21.915	22.100	25.098	1'38.127	270,7	15:43'10.951
4	28.940	21.667	22.110	25.178	1'37.895	267,3	15:44'48.846
5	29.026	21.666	21.997	25.271	1'37.960	263,4	15:46'26.806
6	29.400	21.596	22.022	25.180	1'37.838	265,4	15:48'04.644
7	29.211	21.512	22.193	25.133	1'38.049	275,5	15:49'42.693
8	29.060	21.414	22.143	25.180	1'37.797	275,5	15:51'20.490
9	29.291	21.448	22.172	25.164	1'38.075	276,9	15:52'58.565
10	29.123	21.472	22.002	24.936	1'37.533	277,6	15:54'36.098
11	28.977	21.280	21.999	24.900	1'37.156	283,5	15:56'13.254
12	28.881	21.423	22.136	25.290	1'37.730	274,8	15:57'50.984
13	29.046	21.705	22.116	24.980	1'37.847	259,0	15:59'28.831
14	28.970	21.531	21.972	24.956	1'37.429	279,8	16:01'06.260
15	29.036	21.376	21.904	24.994	1'37.310	279,8	16:02'43.570
16	29.151	21.440	22.140	24.961	1'37.692	279,8	16:04'21.262
17	29.016	21.538	22.071	25.050	1'37.675	279,1	16:05'58.937

Race Time 27'43.845

6° 47 A. BASSANI [1'37.309]							
Lap	Seg.1	Seg.2	Seg.3	Seg.4	Lap Time	km/h	Local Time
1		21.596	22.323	24.978	1'38.347	271,4	15:39'53.439
2	29.015	21.356	22.033	24.905	1'37.309	282,0	15:41'30.748
3	29.151	21.398	22.090	24.955	1'37.594	280,5	15:43'08.342
4	29.098	21.514	22.129	24.914	1'37.655	274,8	15:44'45.997
5	29.266	21.739	22.290	25.066	1'38.361	278,4	15:46'24.358
6	29.250	21.677	22.122	25.104	1'38.153	278,4	15:48'02.511
7	29.282	21.424	22.204	24.884	1'37.794	279,1	15:49'40.305
8	29.267	21.464	22.183	25.067	1'37.981	278,4	15:51'18.286
9	29.300	21.477	22.403	25.571	1'38.751	283,5	15:52'57.037
10	29.257	21.610	22.219	24.977	1'38.063	269,3	15:54'35.100
11	29.171	21.387	22.074	24.997	1'37.629	282,7	15:56'12.729
12	29.178	21.494	22.151	25.100	1'37.923	280,5	15:57'50.652
13	29.237	21.736	22.178	25.405	1'38.556	271,4	15:59'29.208
14	29.228	21.635	22.233	25.151	1'38.247	277,6	16:01'07.455
15	29.284	21.671	22.292	25.107	1'38.354	274,1	16:02'45.809
16	29.318	21.565	22.366	25.280	1'38.529	285,0	16:04'24.338
17	29.244	21.750	22.265	25.116	1'38.375	285,0	16:06'02.713

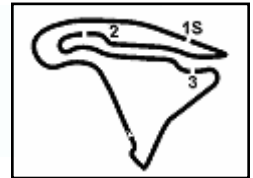
Race Time 27'47.621

7° 9 D. PETRUCCI [1'37.398]							
Lap	Seg.1	Seg.2	Seg.3	Seg.4	Lap Time	km/h	Local Time
1		21.858	22.335	25.204	1'39.573	273,4	15:39'54.665
2	29.004	21.510	22.002	25.108	1'37.624	281,3	15:41'32.289
3	29.192	21.632	22.000	25.207	1'38.031	274,8	15:43'10.320

10/09/2023

P = Pits In/Out - C = Lap Time Cancelled

These data/results cannot be reproduced, stored and/or transmitted in whole or in part by any manner of electronic, mechanical, photocopying, recording, broadcasting or otherwise now known or herein after developed without the previous express consent by the copyright owner, except for reproduction in daily press and regular printed publications on sale to the public within 60 days of the event related to those data/results and always provided that copyright symbol appears together as follows below.



Magny-Cours 4.411 m

Pirelli French Round, 8-10 September 2023

Chronological Analysis Race 2

Start at 15:38'15.092

2 / 4

Lap	Seg1	Seg2	Seg3	Seg4	Lap Time	km/h	Local Time
4	29.270	21.459	22.189	25.066	1'37.984	280,5	15:44'48.304
5	29.202	21.521	22.038	24.920	1'37.681	288,0	15:46'25.985
6	29.294	21.432	22.068	24.945	1'37.739	284,2	15:48'03.724
7	29.180	21.308	22.001	24.909	1'37.398	289,5	15:49'41.122
8	29.116	21.447	21.963	25.011	1'37.537	287,2	15:51'18.659
9	29.085	21.604	22.228	25.212	1'38.129	282,0	15:52'56.788
10	29.355	21.406	22.046	25.028	1'37.835	289,5	15:54'34.623
11	29.132	21.513	21.972	24.990	1'37.607	286,5	15:56'12.230
12	29.115	21.699	22.024	25.279	1'38.117	281,3	15:57'50.347
13	29.198	21.512	21.975	24.929	1'37.614	289,5	15:59'27.961
14	29.125	21.433	22.014	25.053	1'37.625	291,1	16:01'05.586
15	29.227	21.322	21.954	25.050	1'37.553	290,3	16:02'43.139
16	29.154	21.504	22.027	27.201	1'39.886	288,8	16:04'23.025
17	29.801	22.496	23.208	26.503	1'42.008	288,0	16:06'05.033

Race Time 27'49.941

8° 87 R. GARDNER [1'38.013]							
Lap	Seg1	Seg2	Seg3	Seg4	Lap Time	km/h	Local Time
1		21.864	22.431	25.127	1'39.766	262,1	15:39'54.858
2	29.224	21.784	22.224	25.177	1'38.409	257,1	15:41'33.267
3	29.233	21.660	22.243	25.300	1'38.436	272,0	15:43'11.703
4	29.238	21.530	22.237	25.060	1'38.065	266,0	15:44'49.768
5	29.236	21.647	22.260	24.985	1'38.128	272,7	15:46'27.896
6	29.323	21.537	22.185	25.042	1'38.087	278,4	15:48'05.983
7	29.345	21.472	22.195	25.059	1'38.071	279,1	15:49'44.054
8	29.307	21.538	22.206	24.962	1'38.013	278,4	15:51'22.067
9	29.251	21.878	22.356	25.232	1'38.717	285,0	15:53'00.784
10	29.329	21.516	22.236	25.135	1'38.216	274,8	15:54'39.000
11	29.236	21.545	22.267	25.014	1'38.062	276,9	15:56'17.062
12	29.228	21.349	22.437	25.020	1'38.034	284,2	15:57'55.096
13	29.236	21.542	22.225	25.164	1'38.167	277,6	15:59'33.263
14	29.312	21.557	22.238	25.197	1'38.304	276,9	16:01'11.567
15	29.271	21.547	22.257	25.244	1'38.319	278,4	16:02'49.886
16	29.283	21.711	22.163	25.465	1'38.622	281,3	16:04'28.508
17	29.244	21.558	22.193	25.528	1'38.523	282,0	16:06'07.031

Race Time 27'51.939

9° 97 X. VIERGE [1'37.795]							
Lap	Seg1	Seg2	Seg3	Seg4	Lap Time	km/h	Local Time
1		21.785	22.417	25.251	1'38.996	259,6	15:39'54.088
2	29.154	21.538	22.108	25.172	1'37.972	276,9	15:41'32.060
3	29.130	21.649	22.124	25.672	1'38.575	279,8	15:43'10.635
4	29.129	21.680	22.154	25.157	1'38.120	274,1	15:44'48.755
5	28.992	21.545	22.205	25.149	1'37.891	285,0	15:46'26.646
6	29.065	21.509	22.184	25.094	1'37.852	276,9	15:48'04.498
7	29.097	21.416	22.131	25.151	1'37.795	282,7	15:49'42.293
8	29.150	21.609	22.164	25.147	1'38.070	290,3	15:51'20.363
9	29.201	21.483	22.293	25.607	1'38.584	288,8	15:52'58.947
10	29.172	21.749	22.259	25.220	1'38.400	278,4	15:54'37.347
11	29.173	21.473	22.195	25.233	1'38.074	291,1	15:56'15.421
12	29.262	21.620	22.240	25.287	1'38.409	292,7	15:57'53.830
13	29.330	21.550	22.273	25.392	1'38.545	288,0	15:59'32.375
14	29.291	21.589	22.252	25.277	1'38.409	286,5	16:01'10.784
15	29.318	21.536	22.355	25.411	1'38.620	292,7	16:02'49.404
16	29.298	21.666	22.262	25.507	1'38.733	292,7	16:04'28.137
17	29.263	21.621	22.255	26.116	1'39.255	290,3	16:06'07.392

Race Time 27'52.300

10° 5 P. DETTL [1'37.614]							
Lap	Seg1	Seg2	Seg3	Seg4	Lap Time	km/h	Local Time
1		22.435	22.451	25.356	1'40.356	259,0	15:39'55.448
2	29.146	21.718	22.189	25.155	1'38.208	269,3	15:41'33.656
3	29.082	21.655	22.247	25.473	1'38.457	266,7	15:43'12.113
4	29.154	21.858	22.146	24.967	1'38.125	262,1	15:44'50.238
5	29.149	21.525	22.339	25.196	1'38.209	268,7	15:46'28.447
6	29.279	21.764	22.329	25.185	1'38.557	271,4	15:48'07.004

11° 7 I. LECUONA [1'37.978]							
Lap	Seg1	Seg2	Seg3	Seg4	Lap Time	km/h	Local Time
1		22.374	22.562	25.547	1'41.068	253,5	15:39'56.160
2	29.231	21.763	22.278	25.315	1'38.587	276,9	15:41'34.747
3	29.269	21.653	22.139	25.182	1'38.243	282,7	15:43'12.990
4	29.192	21.539	22.113	25.207	1'38.051	285,0	15:44'51.041
5	29.180	21.602	22.191	25.005	1'37.978	286,5	15:46'29.019
6	29.208	21.550	22.227	25.352	1'38.337	282,7	15:48'07.356
7	29.221	21.707	22.135	25.019	1'38.082	278,4	15:49'45.438
8	29.232	21.664	22.306	26.157	1'39.359	287,2	15:51'24.797
9	29.628	21.672	22.235	25.185	1'38.720	284,2	15:53'03.517
10	29.284	21.677	22.210	25.101	1'38.272	283,5	15:54'41.789
11	29.299	21.612	22.232	25.164	1'38.307	287,2	15:56'20.096
12	29.498	21.557	22.240	25.129	1'38.424	291,1	15:57'58.520
13	29.221	21.566	22.385	25.317	1'38.489	295,1	15:59'37.009
14	29.376	21.652	22.196	25.202	1'38.426	291,1	16:01'15.435
15	29.305	21.564	22.267	25.171	1'38.307	288,0	16:02'53.742
16	29.306	21.535	22.231	25.122	1'38.194	292,7	16:04'31.936
17	29.247	21.500	22.131	25.281	1'38.159	293,5	16:06'10.095

Race Time 27'55.003

12° 76 L. BAZ [1'38.181]							
Lap	Seg1	Seg2	Seg3	Seg4	Lap Time	km/h	Local Time
1		21.846	22.182	25.123	1'39.203	264,7	15:39'54.295
2	29.380	21.692	22.256	25.025	1'38.353	272,7	15:41'32.648
3	29.245	21.774	22.105	25.419	1'38.543	274,1	15:43'11.191
4	29.331	21.715	22.099	25.036	1'38.181	272,7	15:44'49.372
5	29.407	21.770	22.533	25.156	1'38.866	271,4	15:46'28.238
6	29.350	21.766	22.212	25.687	1'39.015	276,2	15:48'07.253
7	29.377	21.827	22.431	25.208	1'38.843	268,7	15:49'46.096
8	29.460	21.563	22.281	25.504	1'38.808	277,6	15:51'24.904
9	29.827	21.780	22.288	25.218	1'39.113	268,7	15:53'04.017
10	29.468	21.640	22.257	25.118	1'38.483	282,7	15:54'42.500
11	29.355	21.620	22.274	25.119	1'38.368	280,5	15:56'20.868
12	29.417	21.634	22.237	25.303	1'38.591	282,0	15:57'59.459
13	29.364	21.830	22.382	25.348	1'38.924	277,6	15:59'38.383
14	29.728	21.800	22.323	25.480	1'39.331	281,3	16:01'17.714
15	29.558	21.638	22.516	25.299	1'39.011	285,0	16:02'56.725
16	29.469	21.796	22.375	25.274	1'38.914	285,7	16:04'35.639
17	29.496	21.729	22.198	25.466	1'38.889	284,2	16:06'14.528

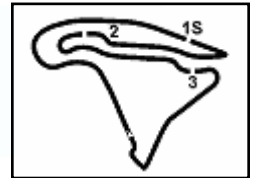
Race Time 27'59.436

13° 34 L. BALDASSARRI [1'38.427]							
Lap	Seg1	Seg2	Seg3	Seg4	Lap Time	km/h	Local Time
1		22.262	22.607	25.463	1'41.177	258,4	15:39'56.269
2	29.456	21.680	22.203	25.295	1'38.634	274,1	15:41'34.903
3	29.401	21.709	22.240	25.167	1'38.517	274,1	15:43'13.420
4	29.496	21.628	22.330	25.424	1'38.878	286,5	15:44'52.298
5	29.542	21.649	22.307	25.193	1'38.691	280,5	15:46'30.989
6	29.634	21.708	22.290	25.223	1'38.855	288,8	15:48'09.844
7	29.517	21.580	22.383	25.236	1'38.716	288,8	15:49'48.560
8	29.636	21.539	22.263	25.158	1'38.596	287,2	15:51'27.156
9	29.501	21.475	22.349	25.375	1'38.700	285,7	15:53'05.856

10/09/2023 P = Pits In/Out - C = Lap Time Cancelled

These data/results cannot be reproduced, stored and/or transmitted in whole or in part by any manner of electronic, mechanical, photocopying, recording, broadcasting or otherwise now known or herein after developed without the previous express consent by the copyright owner, except for reproduction in daily press and regular printed publications on sale to the public within 60 days of the event related to those data/results and always provided that copyright symbol appears together as follows below.

© DORNA WSBK ORGANIZATION Srl 2023



Magny-Cours 4.411 m

Pirelli French Round, 8-10 September 2023

Chronological Analysis Race 2

Start at 15:38'15.092

3 / 4

10	29.508	21.586	22.301	25.148	1'38.543	288,8	15:54'44.399	13	29.800	21.762	22.369	25.822	1'39.753	281,3	15:59'54.964
11	29.502	21.517	22.392	25.192	1'38.603	285,7	15:56'23.002	14	29.935	21.671	22.522	25.351	1'39.479	281,3	16:01'34.443
12	29.487	21.589	22.381	25.091	1'38.548	289,5	15:58'01.550	15	29.742	22.365	22.353	25.424	1'39.884	284,2	16:03'14.327
13	29.455	21.703	22.472	25.355	1'38.985	286,5	15:59'40.535	16	29.770	21.723	22.596	25.894	1'39.983	285,7	16:04'54.310
14	29.451	21.529	22.352	25.095	1'38.427	291,1	16:01'18.962	17	29.713	21.785	22.488	25.378	1'39.364	276,9	16:06'33.674
15	29.530	21.596	22.404	25.106	1'38.636	286,5	16:02'57.598	Race Time 28'18.582							
16	29.339	21.640	22.496	25.170	1'38.645	285,7	16:04'36.243								
17	29.358	21.805	22.276	25.201	1'38.640	279,1	16:06'14.883								

Race Time 27'59.791

14° 35 H. SYAHRIN [1'39.106]

Lap	Seg1	Seg2	Seg3	Seg4	Lap Time	km/h	Local Time
1		22.547	22.679	25.483	1'41.898	253,5	15:39'56.990
2	29.563	22.030	22.504	25.383	1'39.480	275,5	15:41'36.470
3	29.671	21.912	22.426	25.370	1'39.379	276,9	15:43'15.849
4	29.658	21.909	22.344	25.339	1'39.250	272,7	15:44'55.099
5	29.608	21.851	22.730	25.363	1'39.552	280,5	15:46'34.651
6	29.937	22.095	22.510	25.351	1'39.893	265,4	15:48'14.544
7	29.693	21.811	22.451	25.151	1'39.106	282,7	15:49'53.650
8	29.715	21.816	22.570	25.219	1'39.320	279,1	15:51'32.970
9	29.808	21.732	22.577	25.189	1'39.306	283,5	15:53'12.276
10	29.608	21.904	22.660	25.353	1'39.525	282,7	15:54'51.801
11	29.882	21.843	22.519	25.282	1'39.526	276,9	15:56'31.327
12	29.792	21.716	22.500	25.274	1'39.282	288,0	15:58'10.609
13	29.778	21.765	22.582	25.299	1'39.424	282,0	15:59'50.033
14	29.756	21.743	22.510	25.244	1'39.253	285,7	16:01'29.286
15	29.818	21.826	22.528	25.390	1'39.562	285,0	16:03'08.848
16	29.892	21.953	22.631	25.524	1'40.000	279,1	16:04'48.848
17	29.829	22.029	22.719	25.772	1'40.349	277,6	16:06'29.197

Race Time 28'14.105

15° 38 H. SOOMER [1'39.262]

Lap	Seg1	Seg2	Seg3	Seg4	Lap Time	km/h	Local Time
1		22.269	22.720	25.476	1'41.592	257,8	15:39'56.684
2	29.672	22.048	22.508	25.400	1'39.628	286,5	15:41'36.312
3	29.771	21.686	22.464	25.355	1'39.276	287,2	15:43'15.588
4	29.762	21.571	22.540	25.389	1'39.262	290,3	15:44'54.850
5	29.880	22.061	22.816	25.493	1'40.250	276,2	15:46'35.100
6	29.835	22.061	22.526	25.548	1'39.970	272,0	15:48'15.070
7	29.836	21.788	22.529	25.387	1'39.540	282,7	15:49'54.610
8	29.893	21.839	22.585	25.472	1'39.789	284,2	15:51'34.399
9	29.884	21.899	22.583	25.417	1'39.783	286,5	15:53'14.182
10	29.815	21.760	22.736	25.562	1'39.873	288,0	15:54'54.055
11	29.775	21.810	22.486	25.503	1'39.574	287,2	15:56'33.629
12	29.777	21.878	22.722	25.523	1'39.900	291,9	15:58'13.529
13	29.962	21.804	22.602	25.363	1'39.731	286,5	15:59'53.260
14	29.972	21.867	22.706	25.623	1'40.168	291,9	16:01'33.428
15	30.003	21.892	22.661	25.608	1'40.164	286,5	16:03'13.592
16	29.911	21.898	22.669	25.429	1'39.907	288,0	16:04'53.499
17	29.801	21.697	22.563	25.770	1'39.831	289,5	16:06'33.330

Race Time 28'18.238

16° 32 I. VINALES [1'39.246]

Lap	Seg1	Seg2	Seg3	Seg4	Lap Time	km/h	Local Time
1		22.377	22.783	25.624	1'42.265	245,5	15:39'57.357
2	29.797	22.100	22.492	25.613	1'40.002	267,3	15:41'37.359
3	29.923	22.026	22.606	25.483	1'40.038	274,8	15:43'17.397
4	30.023	22.011	22.653	25.515	1'40.202	276,2	15:44'57.599
5	30.098	22.020	22.584	25.434	1'40.136	276,2	15:46'37.735
6	30.054	21.853	22.509	25.497	1'39.913	278,4	15:48'17.648
7	29.971	21.907	22.474	25.367	1'39.719	282,0	15:49'57.367
8	30.048	21.861	22.477	25.377	1'39.763	271,4	15:51'37.130
9	29.914	21.733	22.482	25.402	1'39.531	281,3	15:53'16.661
10	30.003	21.868	22.471	25.426	1'39.768	278,4	15:54'56.429
11	30.019	21.711	22.452	25.356	1'39.536	280,5	15:56'35.965
12	29.821	21.683	22.445	25.297	1'39.246	282,7	15:58'15.211

10/09/2023 P = Pits In/Out - C = Lap Time Cancelled

These data/results cannot be reproduced, stored and/or transmitted in whole or in part by any manner of electronic, mechanical, photocopying, recording, broadcasting or otherwise now known or herein after developed without the previous express consent by the copyright owner, except for reproduction in daily press and regular printed publications on sale to the public within 60 days of the event related to those data/results and always provided that copyright symbol appears together as follows below.

© DORNA WSBK ORGANIZATION Srl 2023

17° 28 B. RAY [1'38.711]

Lap	Seg1	Seg2	Seg3	Seg4	Lap Time	km/h	Local Time
1		21.858	22.458	43.479	1'57.720	264,7	15:40'12.812
2	30.356	21.802	22.520	25.208	1'39.886	279,1	15:41'52.698
3	30.032	22.006	22.676	25.195	1'39.909	281,3	15:43'32.607
4	29.854	21.912	22.695	25.186	1'39.647	279,8	15:45'12.254
5	29.817	21.752	22.811	25.259	1'39.639	281,3	15:46'51.893
6	29.667	21.647	22.601	25.250	1'39.165	283,5	15:48'31.058
7	29.733	21.784	22.651	25.351	1'39.519	283,5	15:50'10.577
8	29.743	21.846	22.586	25.322	1'39.497	277,6	15:51'50.074
9	29.873	21.777	22.719	25.213	1'39.582	284,2	15:53'29.656
10	29.686	21.730	22.714	25.160	1'39.290	286,5	15:55'08.946
11	29.700	21.699	22.491	25.188	1'39.078	285,0	15:56'48.024
12	29.581	21.662	22.522	25.264	1'39.029	288,8	15:58'27.053
13	29.539	21.504	22.549	25.119	1'38.711	286,5	16:00'05.764
14	29.503	21.632	22.377	25.314	1'38.826	285,7	16:01'44.590
15	29.621	21.980	22.760	25.802	1'40.163	272,7	16:03'24.753
16	29.648	21.625	22.800	25.391	1'39.464	285,7	16:05'04.217
17	29.517	21.629	22.356	25.217	1'38.719	288,8	16:06'42.936

Race Time 28'27.844

18° 52 O. KONIG [1'40.215]

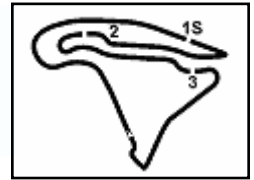
Lap	Seg1	Seg2	Seg3	Seg4	Lap Time	km/h	Local Time
1		22.526	22.822	25.680	1'42.731	252,9	15:39'57.823
2	29.894	22.181	22.627	25.599	1'40.301	268,7	15:41'38.124
3	29.999	22.110	22.590	25.700	1'40.399	279,1	15:43'18.523
4	30.215	22.371	22.819	25.555	1'40.960	275,5	15:44'59.483
5	30.095	22.063	22.700	25.528	1'40.386	276,2	15:46'39.869
6	30.051	22.170	22.590	25.609	1'40.420	279,1	15:48'20.289
7	30.008	22.066	22.776	25.544	1'40.394	279,8	15:50'00.683
8	30.007	22.067	22.717	25.661	1'40.452	277,6	15:51'41.135
9	30.161	22.137	22.832	25.655	1'40.785	274,8	15:53'21.920
10	30.046	22.098	22.829	25.659	1'40.632	280,5	15:55'02.552
11	30.152	22.019	22.640	25.550	1'40.361	280,5	15:56'42.913
12	30.006	22.070	22.698	25.441	1'40.215	279,1	15:58'23.128
13	30.052	22.055	22.788	25.534	1'40.429	285,0	16:00'03.557
14	30.139	21.948	22.701	25.618	1'40.406	285,0	16:01'43.963
15	30.041	22.051	22.719	26.131	1'40.942	279,1	16:03'24.905
16	29.874	22.143	22.645	25.655	1'40.317	268,0	16:05'05.222
17	30.059	21.980	22.650	25.547	1'40.236	281,3	16:06'45.458

Race Time 28'30.366

RET 21 M. RINALDI [1'37.357]

Lap	Seg1	Seg2	Seg3	Seg4	Lap Time	km/h	Local Time
1		21.489	22.005	24.970	1'37.709	278,4	15:39'52.801
2	29.064	21.383	22.115	24.916	1'37.478	272,0	15:41'30.279
3	29.072	21.424	22.069	25.019	1'37.584	276,2	15:43'07.863
4	28.998	21.431	22.031	24.897	1'37.357	278,4	15:44'45.220
5	29.186	21.466	22.075	24.927	1'37.654	273,4	15:46'22.874
6	29.259	21.483	22.191	25.053	1'37.986	281,3	15:48'00.860
7	29.239	21.577	22.183	24.928	1'37.927	274,1	15:49'38.787
8	29.370	21.402	22.212	24.933	1'37.917	278,4	15:51'16.704
9	29.375	21.445	22.220	25.487	1'38.527	278,4	15:52'55.231
10	29.428	21.609	22.202	25.269	1'38.508	270,0	15:54'33.739
11	29.269	21.572	22.161	25.101	1'38.103	274,1	15:56'11.842
12	29.280	21.527	22.273	25.577	1'38.657	276,2	15:57'50.499
13	29.244	22.572	24.423	35.893	1'52.132P	276,9	15:59'42.631

Race Time 21'27.539



Pirelli French Round, 8-10 September 2023

Chronological Analysis Race 2

Start at 15:38'15.092

45 S. REDDING [1'37.951]							
Lap	Seg.1	Seg.2	Seg.3	Seg.4	Lap Time	km/h	Local Time
1		22.345	22.274	25.425	1'40.724	245,5	15:39'55.816
2	29.110	21.879	22.063	25.038	1'38.090	267,3	15:41'33.906
3	29.135	21.548	22.141	25.127	1'37.951	281,3	15:43'11.857
4	29.339	21.657	25.102	25.057	1'41.155	264,1	15:44'53.012
5	29.420	21.594	25.424	25.309	1'41.747	277,6	15:46'34.759
6	29.686	21.651	22.313	25.171	1'38.821	283,5	15:48'13.580
7	29.563	21.502	22.193	25.015	1'38.273	289,5	15:49'51.853
8	29.504	21.471	22.188	24.979	1'38.142	291,1	15:51'29.995
9	29.699	21.374	22.384	25.153	1'38.610	289,5	15:53'08.605
10	29.529				12'34.943P	288,8	16:05'43.548

Race Time 27'28.456

60 M. VAN DER MARK [1'38.616]							
Lap	Seg.1	Seg.2	Seg.3	Seg.4	Lap Time	km/h	Local Time
1		22.293	22.413	25.365	1'40.536	256,5	15:39'55.628
2	29.111	21.976	22.304	25.225	1'38.616	272,7	15:41'34.244
3	29.173	57.381	23.171	28.217	2'17.942P	267,3	15:43'52.186

Race Time 5'37.094

10/09/2023 P = Pits In/Dut - C = Lap Time Cancelled

These data/results cannot be reproduced, stored and/or transmitted in whole or in part by any manner of electronic, mechanical, photocopying, recording, broadcasting or otherwise now known or herein after developed without the previous express consent by the copyright owner, except for reproduction in daily press and regular printed publications on sale to the public within 60 days of the event related to those data/results and always provided that copyright symbol appears together as follows below.

© DORNA WSBK ORGANIZATION Srl 2023