

Pirelli French Round, 8-10 September 2023

Results Free Practice 2nd Session

No.	Rider	Nat	Team	Bike	Class	Time	Gap	Rel.	Laps	Speed	
										Avg	Max
1	21 M. RINALDI	ITA	Aruba.it Racing - Ducati	Ducati Panigale V4R		1'36.973			21	163,753	288,0
2	31 G. GERLOFF	USA	Bonovo Action BMW	BMW M1000 RR	IND	1'36.981	0.008	0.008	24	163,739	293,5
3	54 T. RAZGATLIOGLU	TUR	Pata Yamaha Prometeon WorldSBK	Yamaha YZF R1		1'37.114	0.141	0.133	23	163,515	295,1
4	1 A. BAUTISTA	ESP	Aruba.it Racing - Ducati	Ducati Panigale V4R		1'37.174	0.201	0.060	21	163,414	292,7
5	45 S. REDDING	GBR	ROKIT BMW Motorrad WorldSBK Team	BMW M1000 RR		1'37.342	0.369	0.168	23	163,132	294,3
6	22 A. LOWES	GBR	Kawasaki Racing Team WorldSBK	Kawasaki ZX-10RR		1'37.356	0.383	0.014	23	163,109	294,3
7	65 J. REA	GBR	Kawasaki Racing Team WorldSBK	Kawasaki ZX-10RR		1'37.511	0.538	0.155	21	162,849	291,9
8	55 A. LOCATELLI	ITA	Pata Yamaha Prometeon WorldSBK	Yamaha YZF R1		1'37.543	0.570	0.032	24	162,796	290,3
9	87 R. GARDNER	AUS	GYTR GRT Yamaha WorldSBK Team	Yamaha YZF R1	IND	1'37.562	0.589	0.019	21	162,764	290,3
10	9 D. PETRUCCI	ITA	Barni Spark Racing Team	Ducati Panigale V4R	IND	1'37.638	0.665	0.076	26	162,637	288,8
11	76 L. BAZ	FRA	Bonovo Action BMW	BMW M1000 RR	IND	1'37.837	0.864	0.199	22	162,307	294,3
12	47 A. BASSANI	ITA	Motocorsa Racing	Ducati Panigale V4R	IND	1'37.980	1.007	0.143	20	162,070	290,3
13	5 P. OETTL	GER	Team GoEleven	Ducati Panigale V4R	IND	1'38.297	1.324	0.317	24	161,547	290,3
14	60 M. VAN DER MARK	NED	ROKIT BMW Motorrad WorldSBK Team	BMW M1000 RR		1'38.366	1.393	0.069	21	161,434	291,9
15	7 I. LECUONA	ESP	Team HRC	Honda CBR1000 RR-R		1'38.394	1.421	0.028	19	161,388	298,3
16	77 D. AEGERTER	SUI	GYTR GRT Yamaha WorldSBK Team	Yamaha YZF R1	IND	1'38.472	1.499	0.078	8	161,260	291,1
17	34 L. BALDASSARRI	ITA	GMT94 Yamaha	Yamaha YZF R1	IND	1'39.056	2.083	0.584	26	160,309	288,0
18	44 L. MAHIAS	FRA	Kawasaki Puccetti Racing	Kawasaki ZX-10RR	IND	1'39.108	2.135	0.052	20	160,225	284,2
19	28 B. RAY	GBR	Yamaha Motoxrcing WorldSBK Team	Yamaha YZF R1	IND	1'39.368	2.395	0.260	5	159,806	287,2
20	97 X. VIERGE	ESP	Team HRC	Honda CBR1000 RR-R		1'39.625	2.652	0.257	3	159,394	285,7
21	38 H. SOOMER	EST	PETRONAS MIE Racing Honda Team	Honda CBR1000 RR-R	IND	1'39.671	2.698	0.046	19	159,320	291,9
22	52 O. KONIG	CZE	Orelac Racing MOVISIO	Kawasaki ZX-10RR	IND	1'39.790	2.817	0.119	22	159,130	286,5
23	35 H. SYHRIN	MAS	PETRONAS MIE Racing Honda Team	Honda CBR1000 RR-R	IND	1'40.105	3.132	0.315	21	158,629	287,2
24	32 I. VINALES	ESP	TPR Team Pedercini Racing	Kawasaki ZX-10RR	IND	1'40.295	3.322	0.190	19	158,329	286,5

Qualifying Lap Time [105% of 1'36.973]: **1'41.822**

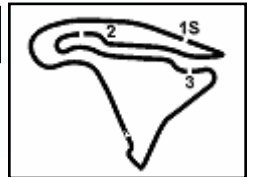
AIR	Humidity:	32%	Temp:	34°C
TRACK	Condition:	Dry	Temp:	52°C

Records	Pole	(SP)	2021 J.Rea	1'35.683	165,960	Km/h
	Race	(SPRC)	2021 J.Rea	1'36.374	164,770	Km/h
	All Times	(SP)	2021 J.Rea	1'35.683	165,960	Km/h

Start 08/09/2023 15:00 End 16:09 The results are provisional until the end of the time limit for protests and appeals and the completion of the technical checks.

These data/results cannot be reproduced, stored and/or transmitted in whole or in part by any manner of electronic, mechanical, photocopying, recording, broadcasting or otherwise now known or herein after developed without the previous express consent by the copyright owner, except for reproduction in daily press and regular printed publications on sale to the public within 60 days of the event related to those data/results and always provided that copyright symbol appears together as follows below.

© DORNA WSBK ORGANIZATION Srl 2023



Pirelli French Round, 8-10 September 2023

Results Free Practice 2nd Session

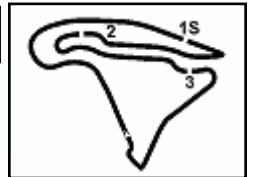
Session Highlights

Local Time	No. Rider	Description
15.00.00		Start
15.00.09		WorldSBK Pit Intervention Time: 45secs
15.02.40	7 I. LECUONA	Current Lap Cancelled - Exceeded Track Limits - Turn 6
15.04.24	32 I. VINALES	Current Lap Cancelled - Exceeded Track Limits - Turn 6
15.05.00	60 M. VAN DER MARK	Crashed - Turn 13
15.05.33	60 M. VAN DER MARK	Re-joined
15.05.49	31 G. GERLOFF	Current Lap Cancelled - Exceeded Track Limits - Turn 6
15.05.56	34 L. BALDASSARRI	Current Lap Cancelled - Exceeded Track Limits - Turn 6
15.06.03	87 R. GARDNER	Current Lap Cancelled - Exceeded Track Limits - Turn 6
15.07.26	76 L. BAZ	Current Lap Cancelled - Exceeded Track Limits - Turn 6
15.07.29	97 X. VIERGE	Crashed - Turn 3
15.08.05	52 O. KONIG	Current Lap Cancelled - Exceeded Track Limits - Turn 11
15.08.29	34 L. BALDASSARRI	Lap Cancelled [1'39.253] - Yellow Flag - Turn 13
15.08.34	9 D. PETRUCCI	Lap Cancelled [1'38.865] - Yellow Flag - Turn 13
15.08.39	52 O. KONIG	Lap Cancelled [1'41.255] - Yellow Flag - Turn 13
15.08.44	7 I. LECUONA	Lap Cancelled [1'39.167] - Yellow Flag - Turn 13
15.08.49	97 X. VIERGE	Lap Cancelled [1'39.074] - Yellow Flag - Turn 13
15.08.54	1 A. BAUTISTA	Lap Cancelled [1'38.131] - Yellow Flag - Turn 13
15.08.59	87 R. GARDNER	Lap Cancelled [1'38.560] - Yellow Flag - Turn 13
15.09.04	32 I. VINALES	Lap Cancelled [1'43.438] - Yellow Flag - Turn 13
15.09.09	38 H. SOOMER	Lap Cancelled [1'41.652] - Yellow Flag - Turn 13
15.09.14	38 H. SOOMER	Lap Cancelled [1'41.652] - Yellow Flag - Turn 13
15.09.19	54 T. RAZGATLIOGLU	Lap Cancelled [1'37.640] - Yellow Flag - Turn 13
15.09.22	35 H. SYAHRIN	Lap Cancelled [1'42.745] - Yellow Flag - Turn 13
15.09.24	45 S. REDDING	Lap Cancelled [1'38.046] - Yellow Flag - Turn 13
15.09.29	55 A. LOCATELLI	Lap Cancelled [1'38.269] - Yellow Flag - Turn 13
15.09.34	5 P. OETTL	Lap Cancelled [1'37.920] - Yellow Flag - Turn 13
15.09.39	77 D. AEGERTER	Lap Cancelled [1'38.092] - Yellow Flag - Turn 13
15.09.44	44 L. MAHIAS	Lap Cancelled [1'40.431] - Yellow Flag - Turn 13
15.09.48	45 S. REDDING	Current Lap Cancelled - Exceeded Track Limits - Turn 6
15.09.49	44 L. MAHIAS	Current Lap Cancelled - Exceeded Track Limits - Turn 6
15.09.53		RED FLAG
15.11.13	97 X. VIERGE	Medical Centre
15.14.40	21 M. RINALDI	Lap Cancelled [1'40.034] - Yellow Flag - Turn 3
15.14.45	47 A. BASSANI	Lap Cancelled [1'38.618] - Yellow Flag - Turn 3
15.14.50	65 J. REA	Lap Cancelled [1'38.190] - Yellow Flag - Turn 3
15.14.55	31 G. GERLOFF	Lap Cancelled [1'38.076] - Yellow Flag - Turn 3
15.15.00	76 L. BAZ	Lap Cancelled [1'38.809] - Yellow Flag - Turn 3
15.15.05	22 A. LOWES	Lap Cancelled [1'42.421] - Yellow Flag - Turn 3
15.15.10	34 L. BALDASSARRI	Lap Cancelled [1'47.661] - Yellow Flag - Turn 3
15.15.15	9 D. PETRUCCI	Lap Cancelled [1'41.141] - Yellow Flag - Turn 3
15.15.20	1 A. BAUTISTA	Lap Cancelled [1'40.925] - Yellow Flag - Turn 3
15.15.25	52 O. KONIG	Lap Cancelled [1'47.485] - Yellow Flag - Turn 3
15.15.30	87 R. GARDNER	Lap Cancelled [1'46.110] - Yellow Flag - Turn 3
15.15.35	38 H. SOOMER	Lap Cancelled [1'49.432] - Yellow Flag - Turn 3
15.15.40	32 I. VINALES	Lap Cancelled [1'44.481] - Yellow Flag - Turn 3
15.15.45	35 H. SYAHRIN	Lap Cancelled [1'48.392] - Yellow Flag - Turn 3
15.15.50	54 T. RAZGATLIOGLU	Lap Cancelled [1'46.793] - Yellow Flag - Turn 3
15.15.55	45 S. REDDING	Lap Cancelled [1'47.319] - Yellow Flag - Turn 3
15.16.00	44 L. MAHIAS	Lap Cancelled [1'53.341] - Yellow Flag - Turn 3
15.16.05	55 A. LOCATELLI	Lap Cancelled [1'47.481] - Yellow Flag - Turn 3
15.16.10	5 P. OETTL	Lap Cancelled [1'50.793] - Yellow Flag - Turn 3
15.16.15	77 D. AEGERTER	Lap Cancelled [1'49.458] - Yellow Flag - Turn 3
15.22.00		Session Restart
15.23.26	9 D. PETRUCCI	Current Lap Cancelled - Exceeded Track Limits - Turn 11
15.24.27	28 B. RAY	Crashed - Turn 3

Start 08/09/2023 15:00 End 16:09 The results are provisional until the end of the time limit for protests and appeals and the completion of the technical checks.

These data/results cannot be reproduced, stored and/or transmitted in whole or in part by any manner of electronic, mechanical, photocopying, recording, broadcasting or otherwise now known or herein after developed without the previous express consent by the copyright owner, except for reproduction in daily press and regular printed publications on sale to the public within 60 days of the event related to those data/results and always provided that copyright symbol appears together as follows below.

© DORNA WSBK ORGANIZATION Srl 2023



Pirelli French Round, 8-10 September 2023

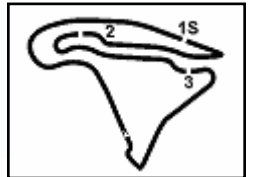
Results Free Practice 2nd Session

15.26.54	55 A. LOCATELLI	Lap Cancelled [14'52.129] - Exceeded Track Limits - Turn 17
15.28.04	44 L. MAHIAS	Current Lap Cancelled - Exceeded Track Limits - Turn 6
15.28.06	87 R. GARDNER	Current Lap Cancelled - Exceeded Track Limits - Turn 6
15.28.26	32 I. VINALES	Current Lap Cancelled - Exceeded Track Limits - Turn 11
15.28.29	9 D. PETRUCCI	Lap Cancelled [1'43.180] - Yellow Flag - Turn 3
15.28.34	87 R. GARDNER	Lap Cancelled [1'42.794] - Yellow Flag - Turn 3
15.28.39	5 P. OETTL	Lap Cancelled [1'42.388] - Yellow Flag - Turn 3
15.28.44	34 L. BALDASSARRI	Lap Cancelled [1'39.583] - Yellow Flag - Turn 3
15.28.49	76 L. BAZ	Lap Cancelled [1'39.812] - Yellow Flag - Turn 3
15.28.54	45 S. REDDING	Lap Cancelled [1'44.275] - Yellow Flag - Turn 3
15.28.59	77 D. AEGERTER	Lap Cancelled [1'39.269] - Yellow Flag - Turn 3
15.29.04	47 A. BASSANI	Lap Cancelled [1'38.413] - Yellow Flag - Turn 3
15.29.09	7 I. LECUONA	Lap Cancelled [15'08.223] - Yellow Flag - Turn 3
15.29.14	21 M. RINALDI	Lap Cancelled [1'40.960] - Yellow Flag - Turn 3
15.29.19	31 G. GERLOFF	Lap Cancelled [1'38.617] - Yellow Flag - Turn 3
15.29.24	38 H. SOOMER	Lap Cancelled [1'42.185] - Yellow Flag - Turn 3
15.29.29	65 J. REA	Lap Cancelled [1'37.902] - Yellow Flag - Turn 3
15.29.34	1 A. BAUTISTA	Lap Cancelled [1'37.817] - Yellow Flag - Turn 3
15.29.35	77 D. AEGERTER	Technical Problem - Turn 14
15.29.39	22 A. LOWES	Lap Cancelled [1'50.135] - Yellow Flag - Turn 3
15.29.40	60 M. VAN DER MARK	Current Lap Cancelled - Exceeded Track Limits - Turn 6
15.29.44	44 L. MAHIAS	Lap Cancelled [1'40.040] - Yellow Flag - Turn 3
15.29.49	60 M. VAN DER MARK	Lap Cancelled [1'39.611] - Yellow Flag - Turn 3
15.29.53		RED FLAG
15.29.54	35 H. SYAHRIN	Current Lap Cancelled - Exceeded Track Limits - Turn 6
15.29.54	32 I. VINALES	Lap Cancelled [1'40.142] - Yellow Flag - Turn 3
15.29.59	5 P. OETTL	Lap Cancelled [1'38.748] - Yellow Flag - Turn 3
15.30.01	76 L. BAZ	Current Lap Cancelled - Exceeded Track Limits - Turn 6
15.39.00		Session Restart
15.41.01	76 L. BAZ	Current Lap Cancelled - Exceeded Track Limits - Turn 6
15.41.02	44 L. MAHIAS	Current Lap Cancelled - Exceeded Track Limits - Turn 6
15.43.40	5 P. OETTL	Current Lap Cancelled - Exceeded Track Limits - Turn 6
15.44.52	87 R. GARDNER	Current Lap Cancelled - Exceeded Track Limits - Turn 11
15.47.09	55 A. LOCATELLI	Lap Cancelled [1'38.624] - Exceeded Track Limits - Turn 17
15.47.35	52 O. KONIG	Current Lap Cancelled - Exceeded Track Limits - Turn 11
15.50.41	7 I. LECUONA	Current Lap Cancelled - Exceeded Track Limits - Turn 11
15.53.29	60 M. VAN DER MARK	Current Lap Cancelled - Exceeded Track Limits - Turn 6
15.57.55	76 L. BAZ	Current Lap Cancelled - Exceeded Track Limits - Turn 6
15.59.24		WorldSSP FP2 Pit Lane Will Open at 16.20
15.59.35	32 I. VINALES	Current Lap Cancelled - Exceeded Track Limits - Turn 11
15.59.39	7 I. LECUONA	Current Lap Cancelled - Exceeded Track Limits - Turn 6
16.01.00	5 P. OETTL	Lap Cancelled [1'38.212] - Exceeded Track Limits - Turn 17
16.01.15	76 L. BAZ	Current Lap Cancelled - Exceeded Track Limits - Turn 6
16.02.00	60 M. VAN DER MARK	Current Lap Cancelled - Exceeded Track Limits - Turn 6
16.03.47	60 M. VAN DER MARK	Current Lap Cancelled - Exceeded Track Limits - Turn 6
16.04.47	76 L. BAZ	Current Lap Cancelled - Exceeded Track Limits - Turn 6
16.05.28	44 L. MAHIAS	Current Lap Cancelled - Exceeded Track Limits - Turn 6
16.06.34	45 S. REDDING	Current Lap Cancelled - Exceeded Track Limits - Turn 11
16.06.36	52 O. KONIG	Technical Problem - Turn 3
16.09.19		End Of Session

Start 08/09/2023 15:00 End 16:09 The results are provisional until the end of the time limit for protests and appeals and the completion of the technical checks.

These data/results cannot be reproduced, stored and/or transmitted in whole or in part by any manner of electronic, mechanical, photocopying, recording, broadcasting or otherwise now known or herein after developed without the previous express consent by the copyright owner, except for reproduction in daily press and regular printed publications on sale to the public within 60 days of the event related to those data/results and always provided that copyright symbol appears together as follows below.

© DORNA WSBK ORGANIZATION Srl 2023



Pirelli French Round, 8-10 September 2023

Results Free Practice 2nd Session

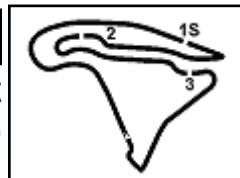
Fastest Laps Sequence

No.	Rider	Nat	Team	Bike	Local Time	Time	Gap	Avg
65	J. REA	GBR	Kawasaki Racing Team WorldSBK	Kawasaki ZX-10RR	15:03'20.466	1'37.785		162,393
22	A. LOWES	GBR	Kawasaki Racing Team WorldSBK	Kawasaki ZX-10RR	15:03'22.964	1'37.678	-0.107	162,571
54	T. RAZGATLIOGLU	TUR	Pata Yamaha Prometeon WorldSBK	Yamaha YZF R1	15:03'52.166	1'37.665	-0.013	162,593
22	A. LOWES	GBR	Kawasaki Racing Team WorldSBK	Kawasaki ZX-10RR	15:05'00.380	1'37.416	-0.249	163,008
22	A. LOWES	GBR	Kawasaki Racing Team WorldSBK	Kawasaki ZX-10RR	15:08'17.693	1'37.356	-0.060	163,109
54	T. RAZGATLIOGLU	TUR	Pata Yamaha Prometeon WorldSBK	Yamaha YZF R1	15:28'54.089	1'37.301	-0.055	163,201
1	A. BAUTISTA	ESP	Aruba.it Racing - Ducati	Ducati Panigale V4R	15:44'00.296	1'37.174	-0.127	163,414
21	M. RINALDI	ITA	Aruba.it Racing - Ducati	Ducati Panigale V4R	15:47'55.466	1'36.973	-0.201	163,753

08/09/2023 Start End The results are provisional until the end of the time limit for protests and appeals
15:00 16:09 and the completion of the technical checks.

These data/results cannot be reproduced, stored and/or transmitted in whole or in part by any manner of electronic, mechanical, photocopying, recording, broadcasting or otherwise now known or herein after developed without the previous express consent by the copyright owner, except for reproduction in daily press and regular printed publications on sale to the public within 60 days of the event related to those data/results and always provided that copyright symbol appears together as follows below.

© DORNA WSBK ORGANIZATION Srl 2023



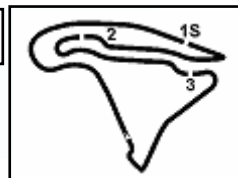
Pirelli French Round, 8-10 September 2023
Free Practices Combined Results after FP2

No.	Rider	Nat	Team	Bike	Class	FP1	FP2	FP3	Time	Gap	Rel.	Avg	LL
1	65 J. REA	GBR	Kawasaki Racing Team WorldSBK	Kawasaki ZX-10RR		1'36.900	1'37.511		1'36.900			163,876	35
2	21 M. RINALDI	ITA	Aruba.it Racing - Ducati	Ducati Panigale V4R		1'37.477	1'36.973		1'36.973	0.073	0.073	163,753	37
3	31 G. GERLOFF	USA	Bonovo Action BMW	BMW M1000 RR	IND	1'37.057	1'36.981		1'36.981	0.081	0.008	163,739	42
4	54 T. RAZGATLIOGLU	TUR	Pata Yamaha Prometeon WorldSBK	Yamaha YZF R1		1'37.060	1'37.114		1'37.060	0.160	0.079	163,606	42
5	55 A. LOCATELLI	ITA	Pata Yamaha Prometeon WorldSBK	Yamaha YZF R1		1'37.142	1'37.543		1'37.142	0.242	0.082	163,468	40
6	1 A. BAUTISTA	ESP	Aruba.it Racing - Ducati	Ducati Panigale V4R		1'37.467	1'37.174		1'37.174	0.274	0.032	163,414	36
7	22 A. LOWES	GBR	Kawasaki Racing Team WorldSBK	Kawasaki ZX-10RR		1'37.331	1'37.356		1'37.331	0.431	0.157	163,150	41
8	45 S. REDDING	GBR	ROKiT BMW Motorrad WorldSBK Team	BMW M1000 RR		1'37.635	1'37.342		1'37.342	0.442	0.011	163,132	41
9	87 R. GARDNER	AUS	GYTR GRT Yamaha WorldSBK Team	Yamaha YZF R1	IND	1'38.316	1'37.562		1'37.562	0.662	0.220	162,764	37
10	9 D. PETRUCCI	ITA	Barni Spark Racing Team	Ducati Panigale V4R	IND	1'37.744	1'37.638		1'37.638	0.738	0.076	162,637	38
11	47 A. BASSANI	ITA	Motocorsa Racing	Ducati Panigale V4R	IND	1'37.662	1'37.980		1'37.662	0.762	0.024	162,598	33
12	76 L. BAZ	FRA	Bonovo Action BMW	BMW M1000 RR	IND	1'38.286	1'37.837		1'37.837	0.937	0.175	162,307	34
13	60 M. VAN DER MARK	NED	ROKiT BMW Motorrad WorldSBK Team	BMW M1000 RR		1'37.878	1'38.366		1'37.878	0.978	0.041	162,239	40
14	97 X. VIERGE	ESP	Team HRC	Honda CBR1000 RR-R		1'38.068	1'39.625		1'38.068	1.168	0.190	161,924	21
15	5 P. OETTL	GER	Team GoEleven	Ducati Panigale V4R	IND	1'38.114	1'38.297		1'38.114	1.214	0.046	161,848	44
16	77 D. AEGERTER	SUI	GYTR GRT Yamaha WorldSBK Team	Yamaha YZF R1	IND	1'38.128	1'38.472		1'38.128	1.228	0.014	161,825	28
17	7 I. LECUONA	ESP	Team HRC	Honda CBR1000 RR-R		1'38.218	1'38.394		1'38.218	1.318	0.090	161,677	34
18	34 L. BALDASSARRI	ITA	GMT94 Yamaha	Yamaha YZF R1	IND	1'38.283	1'39.056		1'38.283	1.383	0.065	161,570	43
19	28 B. RAY	GBR	Yamaha Motoxrcing WorldSBK Team	Yamaha YZF R1	IND	1'38.364	1'39.368		1'38.364	1.464	0.081	161,437	21
20	32 I. VINALES	ESP	TPR Team Pedercini Racing	Kawasaki ZX-10RR	IND	1'39.026	1'40.295		1'39.026	2.126	0.662	160,358	35
21	44 L. MAHIAS	FRA	Kawasaki Puccetti Racing	Kawasaki ZX-10RR	IND	1'39.713	1'39.108		1'39.108	2.208	0.082	160,225	36
22	38 H. SOOMER	EST	PETRONAS MIE Racing Honda Team	Honda CBR1000 RR-R	IND	1'40.029	1'39.671		1'39.671	2.771	0.563	159,320	35
23	52 D. KONIG	CZE	Orelac Racing MOVISIO	Kawasaki ZX-10RR	IND	1'40.471	1'39.790		1'39.790	2.890	0.119	159,130	37
24	35 H. SYAHRIN	MAS	PETRONAS MIE Racing Honda Team	Honda CBR1000 RR-R	IND		1'40.105		1'40.105	3.205	0.315	158,629	21

08/09/2023

These data/results cannot be reproduced, stored and/or transmitted in whole or in part by any manner of electronic, mechanical, photocopying, recording, broadcasting or otherwise now known or herein after developed without the previous express consent by the copyright owner, except for reproduction in daily press and regular printed publications on sale to the public within 60 days of the event related to those data/results and always provided that copyright symbol appears together as follows below.

© DORNA WSBK ORGANIZATION Srl 2023



Pirelli French Round, 8-10 September 2023

Best Sectors & Speed Free Practice 2nd Session

Magny-Cours 4.411 m

BEST LAP

1	21	M. RINALDI	Ducati Panigale V4R	1'36.973
2	31	G. GERLOFF	BMW M1000 RR	1'36.981
3	54	T. RAZGATLIOGLU	Yamaha YZF R1	1'37.114
4	1	A. BAUTISTA	Ducati Panigale V4R	1'37.174
5	45	S. REDDING	BMW M1000 RR	1'37.342
6	22	A. LOWES	Kawasaki ZX-10RR	1'37.356
7	65	J. REA	Kawasaki ZX-10RR	1'37.511
8	55	A. LOCATELLI	Yamaha YZF R1	1'37.543
9	87	R. GARDNER	Yamaha YZF R1	1'37.562
10	9	D. PETRUCCI	Ducati Panigale V4R	1'37.638
11	76	L. BAZ	BMW M1000 RR	1'37.837
12	47	A. BASSANI	Ducati Panigale V4R	1'37.980
13	5	P. OETTL	Ducati Panigale V4R	1'38.297
14	60	M. VAN DER MARK	BMW M1000 RR	1'38.366
15	7	I. LECUONA	Honda CBR1000 RR-R	1'38.394
16	77	D. AEGERTER	Yamaha YZF R1	1'38.472
17	34	L. BALDASSARRI	Yamaha YZF R1	1'39.056
18	44	L. MAHIAS	Kawasaki ZX-10RR	1'39.108
19	28	B. RAY	Yamaha YZF R1	1'39.368
20	97	X. VIERGE	Honda CBR1000 RR-R	1'39.625
21	38	H. SOOMER	Honda CBR1000 RR-R	1'39.671
22	52	D. KONIG	Kawasaki ZX-10RR	1'39.790
23	35	H. SYAHRIN	Honda CBR1000 RR-R	1'40.105
24	32	I. VINALES	Kawasaki ZX-10RR	1'40.295

SPEED

1	7	I. LECUONA	Honda CBR1000 RR-R	298,3
2	54	T. RAZGATLIOGLU	Yamaha YZF R1	295,1
3	22	A. LOWES	Kawasaki ZX-10RR	294,3
4	76	L. BAZ	BMW M1000 RR	294,3
5	45	S. REDDING	BMW M1000 RR	294,3
6	31	G. GERLOFF	BMW M1000 RR	293,5
7	1	A. BAUTISTA	Ducati Panigale V4R	292,7
8	38	H. SOOMER	Honda CBR1000 RR-R	291,9
9	65	J. REA	Kawasaki ZX-10RR	291,9
10	60	M. VAN DER MARK	BMW M1000 RR	291,9
11	77	D. AEGERTER	Yamaha YZF R1	291,1
12	5	P. OETTL	Ducati Panigale V4R	290,3
13	55	A. LOCATELLI	Yamaha YZF R1	290,3
14	87	R. GARDNER	Yamaha YZF R1	290,3
15	47	A. BASSANI	Ducati Panigale V4R	290,3
16	9	D. PETRUCCI	Ducati Panigale V4R	288,8
17	34	L. BALDASSARRI	Yamaha YZF R1	288,0
18	21	M. RINALDI	Ducati Panigale V4R	288,0
19	35	H. SYAHRIN	Honda CBR1000 RR-R	287,2
20	28	B. RAY	Yamaha YZF R1	287,2
21	32	I. VINALES	Kawasaki ZX-10RR	286,5
22	52	D. KONIG	Kawasaki ZX-10RR	286,5
23	97	X. VIERGE	Honda CBR1000 RR-R	285,7
24	44	L. MAHIAS	Kawasaki ZX-10RR	284,2

SEG. 1

1	31	G. GERLOFF	28.919
2	21	M. RINALDI	28.977
3	1	A. BAUTISTA	28.998
4	55	A. LOCATELLI	29.057
5	5	P. OETTL	29.088
6	22	A. LOWES	29.089
7	9	D. PETRUCCI	29.105
8	54	T. RAZGATLIOGLU	29.109
9	77	D. AEGERTER	29.136
10	47	A. BASSANI	29.179
11	65	J. REA	29.184
12	76	L. BAZ	29.198
13	60	M. VAN DER MARK	29.275
14	87	R. GARDNER	29.302
15	45	S. REDDING	29.312
16	7	I. LECUONA	29.390
17	97	X. VIERGE	29.462
18	28	B. RAY	29.525
19	34	L. BALDASSARRI	29.590
20	44	L. MAHIAS	29.672
21	38	H. SOOMER	29.783
22	32	I. VINALES	29.883
23	52	D. KONIG	29.943
24	35	H. SYAHRIN	29.985

SEG. 2

1	54	T. RAZGATLIOGLU	21.063
2	45	S. REDDING	21.186
3	31	G. GERLOFF	21.198
4	21	M. RINALDI	21.233
5	1	A. BAUTISTA	21.241
6	87	R. GARDNER	21.243
7	22	A. LOWES	21.295
8	55	A. LOCATELLI	21.298
9	65	J. REA	21.309
10	47	A. BASSANI	21.353
11	9	D. PETRUCCI	21.360
12	5	P. OETTL	21.362
13	76	L. BAZ	21.450
14	28	B. RAY	21.452
15	34	L. BALDASSARRI	21.558
16	7	I. LECUONA	21.567
17	77	D. AEGERTER	21.575
18	38	H. SOOMER	21.632
19	60	M. VAN DER MARK	21.643
20	97	X. VIERGE	21.721
21	44	L. MAHIAS	21.745
22	52	D. KONIG	21.925
23	32	I. VINALES	21.952
24	35	H. SYAHRIN	21.978

SEG. 3

1	31	G. GERLOFF	21.883
2	1	A. BAUTISTA	21.885
3	45	S. REDDING	21.889
4	9	D. PETRUCCI	21.930
5	54	T. RAZGATLIOGLU	21.938
6	21	M. RINALDI	21.959
7	65	J. REA	21.977
8	22	A. LOWES	22.016
9	76	L. BAZ	22.022
10	87	R. GARDNER	22.069
11	55	A. LOCATELLI	22.125
12	77	D. AEGERTER	22.127
13	60	M. VAN DER MARK	22.157
14	5	P. OETTL	22.187
15	47	A. BASSANI	22.202
16	7	I. LECUONA	22.210
17	44	L. MAHIAS	22.295
18	97	X. VIERGE	22.338
19	32	I. VINALES	22.422
20	34	L. BALDASSARRI	22.449
21	28	B. RAY	22.557
22	52	D. KONIG	22.560
23	38	H. SOOMER	22.623
24	35	H. SYAHRIN	22.684

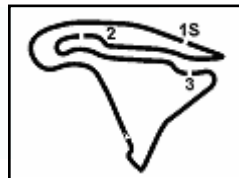
SEG. 4

1	22	A. LOWES	24.676
2	54	T. RAZGATLIOGLU	24.760
3	65	J. REA	24.769
4	45	S. REDDING	24.799
5	21	M. RINALDI	24.804
6	87	R. GARDNER	24.867
7	31	G. GERLOFF	24.895
8	1	A. BAUTISTA	24.919
9	9	D. PETRUCCI	24.958
10	76	L. BAZ	24.981
11	55	A. LOCATELLI	24.999
12	47	A. BASSANI	25.041
13	5	P. OETTL	25.060
14	7	I. LECUONA	25.075
15	28	B. RAY	25.147
16	60	M. VAN DER MARK	25.147
17	77	D. AEGERTER	25.154
18	44	L. MAHIAS	25.212
19	34	L. BALDASSARRI	25.224
20	32	I. VINALES	25.277
21	52	D. KONIG	25.362
22	38	H. SOOMER	25.421
23	35	H. SYAHRIN	25.438
24	97	X. VIERGE	25.514

08/09/2023

These data/results cannot be reproduced, stored and/or transmitted in whole or in part by any manner of electronic, mechanical, photocopying, recording, broadcasting or otherwise now known or herein after developed without the previous express consent by the copyright owner, except for reproduction in daily press and regular printed publications on sale to the public within 60 days of the event related to those data/results and always provided that copyright symbol appears together as follows below.

© DORNA WSBK ORGANIZATION Srl 2023



Magny-Cours 4.411 m

Pirelli French Round, 8-10 September 2023
Ideal Times Free Practice 2nd Session

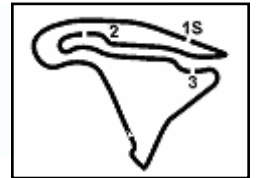
No.	Rider	Nat	Bike	Seg. 1	Seg. 2	Seg. 3	Seg. 4	Ideal Time		
				Diff. 1	Diff. 2	Diff. 3	Diff. 4	Best Lap	Pos.	Diff.
1	54 T. RAZGATLIOGLU	TUR	Yamaha YZF R1	29.109 +0.173	21.063 +0.021	21.938 +0.050	24.760	1'36.870 1'37.114	3	0.244
2	31 G. GERLOFF	USA	BMW M1000 RR	28.919	21.198	21.883 +0.065	24.895 +0.021	1'36.895 1'36.981	2	0.086
3	21 M. RINALDI	ITA	Ducati Panigale V4R	28.977	21.233	21.959	24.804	1'36.973 1'36.973	1	
4	1 A. BAUTISTA	ESP	Ducati Panigale V4R	28.998	21.241 +0.005	21.885 +0.126	24.919	1'37.043 1'37.174	4	0.131
5	22 A. LOWES	GBR	Kawasaki ZX-10RR	29.089	21.295 +0.084	22.016 +0.106	24.676 +0.090	1'37.076 1'37.356	6	0.280
6	45 S. REDDING	GBR	BMW M1000 RR	29.312	21.186 +0.156	21.889	24.799	1'37.186 1'37.342	5	0.156
7	65 J. REA	GBR	Kawasaki ZX-10RR	29.184 +0.158	21.309 +0.114	21.977	24.769	1'37.239 1'37.511	7	0.272
8	9 D. PETRUCCI	ITA	Ducati Panigale V4R	29.105 +0.063	21.360 +0.078	21.930 +0.095	24.958 +0.049	1'37.353 1'37.638	10	0.285
9	55 A. LOCATELLI	ITA	Yamaha YZF R1	29.057	21.298 +0.064	22.125	24.999	1'37.479 1'37.543	8	0.064
10	87 R. GARDNER	AUS	Yamaha YZF R1	29.302 +0.081	21.243	22.069	24.867	1'37.481 1'37.562	9	0.081
11	76 L. BAZ	FRA	BMW M1000 RR	29.198	21.450 +0.064	22.022	24.981 +0.122	1'37.651 1'37.837	11	0.186
12	5 P. OETTL	GER	Ducati Panigale V4R	29.088 +0.182	21.362 +0.180	22.187 +0.088	25.060 +0.150	1'37.697 1'38.297	13	0.600
13	47 A. BASSANI	ITA	Ducati Panigale V4R	29.179	21.353 +0.092	22.202 +0.113	25.041	1'37.775 1'37.980	12	0.205
14	77 D. AEGERTER	SUI	Yamaha YZF R1	29.136 +0.235	21.575 +0.245	22.127	25.154	1'37.992 1'38.472	16	0.480
15	60 M. VAN DER MARK	NED	BMW M1000 RR	29.275	21.643 +0.078	22.157	25.147 +0.066	1'38.222 1'38.366	14	0.144
16	7 I. LECUONA	ESP	Honda CBR1000 RR-R	29.390	21.567	22.210	25.075 +0.152	1'38.242 1'38.394	15	0.152
17	28 B. RAY	GBR	Yamaha YZF R1	29.525 +0.228	21.452 +0.311	22.557 +0.104	25.147 +0.044	1'38.681 1'39.368	19	0.687
18	34 L. BALDASSARRI	ITA	Yamaha YZF R1	29.590 +0.083	21.558 +0.026	22.449 +0.037	25.224 +0.089	1'38.821 1'39.056	17	0.235
19	44 L. MAHIAS	FRA	Kawasaki ZX-10RR	29.672 +0.125	21.745	22.295 +0.059	25.212	1'38.924 1'39.108	18	0.184
20	97 X. VIERGE	ESP	Honda CBR1000 RR-R	29.462	21.721 +0.196	22.338 +0.375	25.514 +0.019	1'39.035 1'39.625	20	0.590
21	38 H. SOOMER	EST	Honda CBR1000 RR-R	29.783 +0.087	21.632	22.623 +0.015	25.421 +0.110	1'39.459 1'39.671	21	0.212
22	32 I. VINALES	ESP	Kawasaki ZX-10RR	29.883 +0.451	21.952	22.422 +0.130	25.277 +0.180	1'39.534 1'40.295	24	0.761
23	52 O. KONIG	CZE	Kawasaki ZX-10RR	29.943	21.925	22.560	25.362	1'39.790 1'39.790	22	
24	35 H. SYHRIN	MAS	Honda CBR1000 RR-R	29.985	21.978 +0.019	22.684	25.438 +0.001	1'40.085 1'40.105	23	0.020
Overall Ideal Time				28.919	21.063	21.883	24.676	1'36.541		

08/09/2023

These data/results cannot be reproduced, stored and/or transmitted in whole or in part by any manner of electronic, mechanical, photocopying, recording, broadcasting or otherwise now known or herein after developed without the previous express consent by the copyright owner, except for reproduction in daily press and regular printed publications on sale to the public within 60 days of the event related to those data/results and always provided that copyright symbol appears together as follows below.

© DORNA WSBK ORGANIZATION Srl 2023

FIGR PERUGIA TIMING

Magny-Cours 4.411 m

Pirelli French Round, 8-10 September 2023

Chronological Analysis Free Practice 2nd Session

1 / 5

1° 21 M. RINALDI (1'36.973)							
Lap	Seg1	Seg2	Seg3	Seg4	Lap Time	km/h	Local Time
1		23.527	23.212	25.825	232,3	15:02'48.561	
2	29.606	21.767	22.316	25.016	1'38.705	280,5	15:04'27.266
3	29.404	21.466	22.365	25.043	1'38.278	286,5	15:06'05.544
4	29.164	21.362	22.087	24.895	1'37.508	286,5	15:07'43.052
5	29.322	21.385	22.404	26.923	1'40.034C	279,1	15:09'23.086
6	29.271	23.351	30.793	33.693	1'57.108CP	282,0	15:11'20.194
7	12'04.368	23.279	23.006	25.815	13'16.468P	261,5	15:24'36.662
8	29.620	21.633	23.566	26.141	1'40.960C	279,8	15:26'17.622
9	29.248	21.679	22.221	25.005	1'38.153	286,5	15:27'55.775
10	29.262	21.551	22.297	30.740	1'43.850	283,5	15:29'39.625
11	30.941	25.316	24.985	31.926	1'53.168CP	219,5	15:31'32.793
12	10'11.940	30.030	22.969	25.834	11'30.773P	245,5	15:43'03.566
13	29.309	21.458	21.966	24.944	1'37.677	284,2	15:44'41.243
14	29.093	21.317	22.007	24.833	1'37.250	288,0	15:46'18.493
15	28.977	21.233	21.959	24.804	1'36.973	285,0	15:47'55.466
16	33.012	23.728	24.391	31.460	1'52.591P	233,8	15:49'48.057
17	7'53.830	23.382	22.861	26.803	9'06.876P	207,7	15:58'54.933
18	29.370	21.494	22.151	25.013	1'38.028	283,5	16:00'32.961
19	29.487	25.307	22.570	25.294	1'42.658	275,5	16:02'15.619
20	29.463	21.458	22.454	25.121	1'38.496	281,3	16:03'54.115
21	29.294	21.532	22.170	25.327	1'38.323	282,0	16:05'32.438
22	29.350	21.395	22.193	25.198	1'38.136	283,5	16:07'10.574

2° 31 G. GERLOFF (1'36.981)							
Lap	Seg1	Seg2	Seg3	Seg4	Lap Time	km/h	Local Time
1		22.384	22.666	25.583	240,5	15:01'44.102	
2	29.372	21.833	22.132	24.959	1'38.296	276,9	15:03'22.398
3	29.256	21.909	22.400	24.934	1'38.499	279,1	15:05'00.897
4	29.151	21.845	22.235	24.962	1'38.193C	288,8	15:06'39.090
5	29.154	21.452	22.135	24.992	1'37.733	285,0	15:08'16.823
6	29.403	21.617	22.092	24.964	1'38.076C	278,4	15:09'54.899
7	29.981	24.654	26.198	29.553	1'50.386CP	257,8	15:11'45.285
8	11'48.340	22.255	22.569	25.303	12'58.467P	263,4	15:24'43.752
9	29.609	21.363	22.687	24.958	1'38.617C	285,0	15:26'22.369
10	29.179	21.363	22.121	24.962	1'37.625	289,5	15:27'59.994
11	30.295	24.911	22.890	37.598	1'55.694CP	282,0	15:29'55.688
12	10'42.948	21.774	22.529	28.207	11'55.458P	275,5	15:41'51.146
13	4'19.520	22.172	22.715	25.694	5'30.101P	287,2	15:47'21.247
14	28.990	21.219	22.015	25.085	1'37.309	287,2	15:48'58.556
15	28.919	21.198	21.948	24.916	1'36.981	290,3	15:50'35.537
16	28.990	21.442	21.883	25.061	1'37.376	286,5	15:52'12.913
17	29.213	21.427	21.961	24.987	1'37.588	287,2	15:53'50.501
18	29.354	21.352	22.041	24.962	1'37.709	284,2	15:55'28.210
19	29.134	21.352	21.966	24.895	1'37.347	293,5	15:57'05.557
20	28.966	21.317	22.230	25.068	1'37.581	285,7	15:58'43.138
21	29.122	21.465	22.162	25.060	1'37.809	285,7	16:00'20.947
22	29.031	21.227	22.197	24.987	1'37.442	289,5	16:01'58.389
23	29.199	21.503	21.984	25.143	1'37.829	283,5	16:03'36.218
24	29.236	21.385	22.041	24.899	1'37.561	286,5	16:05'13.779
25	34.570	23.295	22.652	26.057	1'46.574	249,4	16:07'00.353

3° 54 T. RAZGATLIOGLU (1'37.114)							
Lap	Seg1	Seg2	Seg3	Seg4	Lap Time	km/h	Local Time
1		22.245	22.741	25.188	278,4	15:02'14.501	
2	29.435	21.312	22.071	24.847	1'37.665	291,9	15:03'52.166
3	29.546	21.203	21.991	24.900	1'37.640C	293,5	15:05'29.806
4	36.918	24.588	22.467	25.220	1'49.193	200,4	15:07'18.999
5	30.836	21.485	22.743	25.244	1'40.308	285,0	15:08'59.307
6	29.629	21.126	24.106	31.932	1'46.793CP	293,5	15:10'46.100
7	13'41.899	22.895	22.848	25.461	14'53.103P	250,0	15:25'39.203
8	29.483	21.170	22.058	24.874	1'37.585	292,7	15:27'16.788

9	29.261	21.150	21.970	24.920	1'37.301	295,1	15:28'54.089
10	29.248	21.258	23.280	30.757	1'44.543CP	293,5	15:30'38.632
11	11'11.024	21.934	22.583	25.282	12'20.823P	279,8	15:42'59.455
12	29.314	21.063	22.258	25.188	1'37.823	293,5	15:44'37.278
13	29.109	21.141	22.159	24.884	1'37.293	293,5	15:46'14.571
14	29.222	21.177	21.999	25.513	1'37.911	291,9	15:47'52.482
15	29.723	21.671	22.567	25.344	1'39.305	292,7	15:49'31.787
16	29.219	21.144	21.938	25.045	1'37.346	291,1	15:51'09.133
17	29.453	21.313	22.103	24.906	1'37.775	293,5	15:52'46.908
18	32.451	22.760	22.625	27.358	1'45.194P	217,7	15:54'32.102
19	3'05.078	21.614	22.457	24.892	4'14.041P	276,2	15:58'46.143
20	29.275	21.109	22.044	24.825	1'37.253	295,1	16:00'23.396
21	29.192	21.189	22.053	24.779	1'37.213	294,3	16:02'00.609
22	29.167	21.206	22.069	24.804	1'37.246	292,7	16:03'37.855
23	29.282	21.084	21.988	24.760	1'37.114	295,1	16:05'14.969
24	29.512	21.181	22.070	24.871	1'37.634	293,5	16:06'52.603

4° 1 A. BAUTISTA (1'37.174)							
Lap	Seg1	Seg2	Seg3	Seg4	Lap Time	km/h	Local Time
1		22.855	23.495	25.466	245,5	15:01'56.429	
2	29.499	21.773	22.387	25.093	1'38.752	277,6	15:03'35.181
3	29.247	21.541	22.221	25.122	1'38.131C	282,7	15:05'13.312
4	29.070	21.483	22.556	25.457	1'38.566	285,7	15:06'51.878
5	29.376	21.421	22.310	26.237	1'39.344	289,5	15:08'31.222
6	29.449	21.470	22.128	27.878	1'40.925CP	285,0	15:10'12.147
7	12'27.782	22.239	22.463	25.510	13'37.994P	256,5	15:23'50.141
8	29.637	21.448	21.885	25.038	1'38.008	287,2	15:25'28.149
9	29.156	21.513	22.103	25.045	1'37.817C	285,7	15:27'05.966
10	29.072	21.373	22.082	24.948	1'37.475	288,8	15:28'43.441
11	29.015	21.345	22.105	28.410	1'40.875CP	291,1	15:30'24.316
12	9'12.301	21.499	22.368	25.075	10'21.243P	282,7	15:40'45.559
13	29.004	21.410	22.118	25.031	1'37.563	288,8	15:42'23.122
14	28.998	21.246	22.011	24.919	1'37.174	290,3	15:44'00.296
15	29.019	21.241	22.123	24.961	1'37.344	290,3	15:45'37.640
16	29.062	21.263	22.145	32.926	1'45.396	290,3	15:47'23.036
17	29.226	23.936	22.164	24.951	1'40.277	292,7	15:49'03.313
18	29.123	21.689	22.201	25.050	1'38.063	289,5	15:50'41.376
19	30.324	22.658	23.235	28.429	1'44.646P	265,4	15:52'26.022
20	9'48.592	21.616	22.544	25.068	10'57.820P	274,8	16:03'23.842
21	29.233	21.384	22.190	25.161	1'37.968	289,5	16:05'01.810
22	29.140	21.383	22.138	25.080	1'37.741	288,8	16:06'39.551

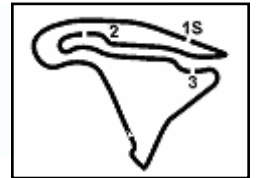
5° 45 S. REDDING (1'37.342)							
Lap	Seg1	Seg2	Seg3	Seg4	Lap Time	km/h	Local Time
1		22.561	22.602	25.401	247,7	15:02'14.872	
2	29.443	21.529	22.068	25.064	1'38.104	288,0	15:03'52.976
3	29.431	21.515	22.124	24.976	1'38.046C	291,1	15:05'31.022
4	36.049	24.439	22.424	25.359	1'48.271	196,7	15:07'19.293
5	31.028	21.473	22.392	25.384	1'40.277	280,5	15:08'59.570
6	29.446	21.521	24.257	32.095	1'47.319CP	281,3	15:10'46.889
7	12'19.797	22.488	22.858	25.368	13'30.511P	270,0	15:24'17.400
8	29.808	21.619	22.413	30.435	1'44.275C	288,8	15:26'01.675
9	29.617	21.664	22.467	25.150	1'38.898	284,2	15:27'40.573
10	29.659	21.569	22.149	26.761	1'40.138	286,5	15:29'20.711
11	29.745	26.200	27.093	35.142	1'58.180CP	291,1	15:31'18.891
12	8'36.353	25.015	22.878	34.406	9'58.652P	257,8	15:41'17.543
13	29.813	21.913	25.243	25.151	1'42.120	284,2	15:42'59.663
14	29.326	21.381	22.083	25.355	1'38.145	285,0	15:44'37.808
15	29.681	21.648	22.565	25.247	1'39.141	285,0	15:46'16.949
16	29.453	21.364	22.086	25.075	1'37.978	288,0	15:47'54.927
17	29.341	21.417	22.219	25.078	1'38.055	285,0	15:49'32.982
18	29.333	21.515	22.070	25.131	1'38.049	285,0	15:51'11.031
19	29.407	21.370	22.020	24.955	1'37.752	289,5	15:52'48.783

08/09/2023

P = Pits In/Out - C = Lap Time Cancelled

These data/results cannot be reproduced, stored and/or transmitted in whole or in part by any manner of electronic, mechanical, photocopying, recording, broadcasting or otherwise now known or herein after developed without the previous express consent by the copyright owner, except for reproduction in daily press and regular printed publications on sale to the public within 60 days of the event related to those data/results and always provided that copyright symbol appears together as follows below.

© DORNA WSBK ORGANIZATION Srl 2023



Magny-Cours 4.411 m

Pirelli French Round, 8-10 September 2023

Chronological Analysis Free Practice 2nd Session

2 / 5

20	29.521	21.426	22.352	29.467	1'42.766P	288,8	15:54'31.549	4	29.534	22.123	26.122	27.544	1'45.323	276,2	15:07'17.947
21	6'19.816	22.932	22.164	25.377	7'30.289P	273,4	16:02'01.838	5	30.102	24.229	22.637	25.270	1'42.238	268,0	15:09'00.185
22	29.324	21.439	23.411	30.563	1'44.737	290,3	16:03'46.575	6	29.633	21.576	23.637	32.635	1'47.481CP	268,0	15:10'47.666
23	29.312	21.342	21.889	24.799	1'37.342	292,7	16:05'23.917	7	13'37.875	25.032	23.574	25.648	1'45.129CP	239,5	15:25'39.795
24	29.334	21.186	22.952	27.568	1'41.040C	294,3	16:07'04.957	8	29.585	21.568	22.259	25.116	1'38.528	279,8	15:27'18.323

6° 22 A. LOWES (1'37.356)

Lap	Seg.1	Seg.2	Seg.3	Seg.4	Lap Time	km/h	Local Time
1		22.367	22.792	25.039		259,6	15:01'45.286
2	29.281	21.491	22.190	24.716	1'37.678	286,5	15:03'22.964
3	29.090	21.634	22.016	24.676	1'37.416	264,7	15:05'00.380
4	30.765	21.489	22.626	25.077	1'39.957	282,7	15:06'40.337
5	29.089	21.379	22.122	24.766	1'37.356	287,2	15:08'17.693
6	29.303	22.433	22.777	27.908	1'42.421CP	263,4	15:10'00.114
7	12'38.611	22.507	22.556	25.344	13'49.018P	276,2	15:23'49.132
8	29.452	25.553	22.579	25.271	1'42.855	289,5	15:25'31.987
9	29.362	25.814	22.411	32.548	1'50.135CP	294,3	15:27'22.122
10	13'29.716	22.136	22.834	25.321	14'40.007P	282,0	15:42'02.129
11	29.563	21.502	22.098	24.893	1'38.056	284,2	15:43'40.185
12	29.236	21.295	22.142	24.948	1'37.621	290,3	15:45'17.806
13	29.255	21.347	22.112	24.919	1'37.633	291,1	15:46'55.439
14	29.434	21.430	22.211	24.888	1'37.963	290,3	15:48'33.402
15	29.279	21.335	22.175	24.990	1'37.779	292,7	15:50'11.181
16	29.314	21.609	22.179	24.900	1'38.002	288,0	15:51'49.183
17	29.352	21.423	22.097	25.234	1'38.106	291,1	15:53'27.289
18	29.335	21.534	22.362	25.072	1'38.303	289,5	15:55'05.592
19	29.339	21.392	22.199	25.121	1'38.051	290,3	15:56'43.643
20	29.398	21.348	22.286	24.974	1'38.006	291,1	15:58'21.649
21	29.332	21.349	22.214	24.803	1'37.698	291,1	15:59'59.347
22	29.425	30.053	22.922	28.252	1'50.652P	291,9	16:01'49.999
23	1'50.322	22.703	22.463	25.315	3'00.803P	279,1	16:04'50.802
24	29.385	21.370	22.102	24.788	1'37.645	291,9	16:06'28.447

9° 87 R. GARDNER (1'37.562)

Lap	Seg.1	Seg.2	Seg.3	Seg.4	Lap Time	km/h	Local Time
1			23.476	23.706	25.761	243,2	15:01'56.813
2	29.564	21.666	22.246	25.487	1'38.963	274,8	15:03'35.776
3	29.609	21.500	22.312	25.139	1'38.560C	282,0	15:05'14.336
4	29.408	22.665	27.343	31.826	1'51.242C	283,5	15:07'05.578
5	29.652	21.693	22.373	25.448	1'39.166	286,5	15:08'44.744
6	29.537	21.638	22.295	32.640	1'46.110CP	284,2	15:10'30.854
7	12'11.229	22.098	22.959	29.628	13'25.914P	272,7	15:23'56.768
8	30.284	22.037	23.367	27.106	1'42.794C	276,9	15:25'39.562
9	29.302	21.510	22.192	25.205	1'38.209	278,4	15:27'17.771
10	29.424	23.105	23.992	28.582	1'45.103C	288,0	15:29'02.874
11	29.458	21.523	25.081	32.363	1'48.425CP	287,2	15:30'51.299
12	9'57.176	21.931	25.015	27.339	11'11.461P	274,1	15:42'02.760
13	29.434	21.624	22.174	25.216	1'38.448	276,9	15:43'41.208
14	29.368	21.553	22.587	32.153	1'45.661C	284,2	15:45'26.869
15	29.614	22.035	29.252	29.416	1'50.317	289,5	15:47'17.186
16	29.860	21.949	22.288	28.299	1'42.396	278,4	15:48'59.582
17	29.437	21.690	22.276	27.874	1'41.277P	279,8	15:50'40.859
18	8'44.324	22.674	28.784	27.981	10'03.763P	264,7	16:00'44.622
19	29.341	21.528	22.099	24.940	1'37.908	283,5	16:02'22.530
20	29.318	21.256	22.145	24.898	1'37.617	290,3	16:04'00.147
21	29.358	21.480	22.088	25.044	1'37.970	290,3	16:05'38.117
22	29.383	21.243	22.069	24.867	1'37.562	287,2	16:07'15.679

10° 9 D. PETRUCCI (1'37.638)

Lap	Seg.1	Seg.2	Seg.3	Seg.4	Lap Time	km/h	Local Time
1		22.873	22.965	25.766	254,1	15:01'51.357	
2	29.986	22.298	22.286	25.172	1'39.742	264,7	15:03'31.099
3	29.383	21.805	22.301	25.376	1'38.865C	276,2	15:05'09.964
4	29.429	21.582	22.135	25.112	1'38.258	281,3	15:06'48.222
5	29.458	21.529	22.327	25.299	1'38.613	280,5	15:08'26.835
6	29.435	23.204	22.390	26.112	1'41.141C	276,2	15:10'07.976
7	38.108	24.069	25.380	30.110	1'57.667CP	256,5	15:12'05.643
8	10'38.792	21.719	22.535	28.455	11'51.501CP	284,2	15:23'57.144
9	30.233	22.569	23.550	26.828	1'43.180C	268,0	15:25'40.324
10	29.416	21.647	22.264	25.228	1'38.555	275,5	15:27'18.879
11	29.302	21.610	22.072	25.128	1'38.112	283,5	15:28'56.991
12	29.680	21.605	28.172	33.663	1'53.120CP	286,5	15:30'50.111
13	11'01.567	21.799	22.241	25.183	12'10.790P	284,2	15:43'00.901

7° 65 J. REA (1'37.511)

Lap	Seg.1	Seg.2	Seg.3	Seg.4	Lap Time	km/h	Local Time
1		22.030	23.055	25.060		275,5	15:01'42.681
2	29.322	21.508	22.184	24.771	1'37.785	285,0	15:03'20.466
3	29.360	21.366	22.168	24.932	1'37.826	288,8	15:04'58.292
4	29.568	21.360	22.128	24.821	1'37.877	288,8	15:06'36.169
5	29.427	21.503	22.121	24.952	1'38.003	288,0	15:08'14.172
6	29.504	21.539	22.202	24.945	1'38.190C	287,2	15:09'52.362
7	29.346	27.547	26.054	29.010	1'51.957CP	287,2	15:11'44.319
8	10'50.048	22.005	22.589	25.394	12'00.036P	276,9	15:23'44.355
9	29.430	21.309	22.217	24.817	1'37.773	288,8	15:25'22.128
10	29.440	21.401	22.174	24.887	1'37.902C	287,2	15:27'00.030
11	29.341	21.531	22.213	24.799	1'37.884	288,0	15:28'37.914
12	29.282	21.498	22.226	32.304	1'45.310CP	289,5	15:30'23.224
13	16'52.002	21.870	22.628	25.378	18'01.878P	277,6	15:48'25.102
14	29.342	21.423	21.977	24.769	1'37.511	289,5	15:50'02.613
15	29.184	21.525	22.171	24.928	1'37.808	288,8	15:51'40.421
16	29.312	21.484	22.047	24.950	1'37.793	288,8	15:53'18.214
17	29.238	21.430	22.061	24.984	1'37.713	289,5	15:54'55.927
18	29.238	21.417	22.103	24.931	1'37.689	291,1	15:56'33.616
19	29.327	21.423	24.319	27.853	1'42.922P	291,9	15:58'16.538
20	3'37.389	21.892	23.011	24.999	4'47.291P	279,1	16:03'03.829
21	29.247	21.442	22.143	24.885	1'37.717	291,1	16:04'41.546
22	29.197	21.593	23.125	26.150	1'40.065	289,5	16:06'21.611

8° 55 A. LOCATELLI (1'37.543)

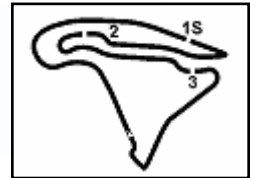
Lap	Seg.1	Seg.2	Seg.3	Seg.4	Lap Time	km/h	Local Time
1		25.094	23.078	25.324		195,3	15:02'15.822
2	29.463	21.732	22.302	25.036	1'38.533	278,4	15:03'54.355
3	29.388	21.431	22.387	25.063	1'38.269C	285,0	15:05'32.624

08/09/2023

P = Pits In/Out - C = Lap Time Cancelled

These data/results cannot be reproduced, stored and/or transmitted in whole or in part by any manner of electronic, mechanical, photocopying, recording, broadcasting or otherwise now known or herein after developed without the previous express consent by the copyright owner, except for reproduction in daily press and regular printed publications on sale to the public within 60 days of the event related to those data/results and always provided that copyright symbol appears together as follows below.

© DORNA WSBK ORGANIZATION Srl 2023



Magny-Cours 4.411 m

Pirelli French Round, 8-10 September 2023

Chronological Analysis Free Practice 2nd Session

3 / 5

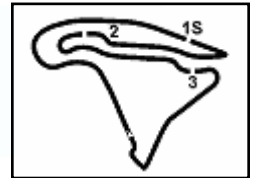
14	29.168	21.438	22.025	25.007	1'37.638	288,8	15:44'38.539
15	29.105	21.699	22.120	24.958	1'37.882	278,4	15:46'16.421
16	29.388	21.427	22.030	25.110	1'37.955	286,5	15:47'54.376
17	29.233	21.474	22.304	25.185	1'38.196	287,2	15:49'32.572
18	29.265	21.580	21.930	25.099	1'37.874	279,8	15:51'10.446
19	29.214	21.513	22.026	25.016	1'37.769	285,7	15:52'48.215
20	29.377	21.527	22.175	25.354	1'38.433	282,7	15:54'26.648
21	29.372	21.521	22.033	25.272	1'38.198	285,0	15:56'04.846
22	31.286	23.970	26.542	26.044	1'47.842	250,0	15:57'52.688
23	29.267	21.360	22.151	25.033	1'37.811	288,8	15:59'30.499
24	31.688	21.593	22.084	25.008	1'40.373	277,6	16:01'10.872
25	29.242	21.430	22.256	25.532	1'38.460	286,5	16:02'49.332
26	29.270	21.470	22.064	25.211	1'38.015	288,8	16:04'27.347
27	32.155	25.310	26.291	31.862	1'55.618	204,9	16:06'22.965

13°								5 P. OETTL (1'38.297)			
Lap	Seg1	Seg2	Seg3	Seg4	Lap Time	km/h	Local Time				
1			25.802	23.008	25.440	213,9	15:02'16.712				
2	29.592	21.650	22.213	25.060	1'38.515	280,5	15:03'55.227				
3	29.223	21.362	22.241	25.094	1'37.920C	279,8	15:05'33.147				
4	30.113	28.947	22.509	25.138	1'46.707	276,9	15:07'19.854				
5	30.889	21.716	22.576	25.607	1'40.788	268,0	15:09'00.642				
6	29.469	21.965	24.287	35.072	1'50.793CP	259,0	15:10'51.435				
7	11'49.548	22.107	23.052	25.589	1'30.296P	263,4	15:23'51.731				
8	32.908	21.866	22.459	25.155	1'42.388C	272,0	15:25'34.119				
9	29.468	21.743	22.402	25.135	1'38.748C	277,6	15:27'12.867				
10	29.747	21.757	25.149	25.181	1'41.834	276,9	15:28'54.701				
11	29.088	21.538	24.630	33.045	1'48.301CP	284,2	15:30'43.002				
12	9'12.885	25.425	22.893	28.587	10'29.790P	236,3	15:41'12.792				
13	29.512	21.701	22.430	25.280	1'38.923	282,0	15:42'51.715				
14	29.109	22.627	24.288	25.836	1'41.860C	282,7	15:44'33.575				
15	29.776	21.690	22.373	25.477	1'39.316	275,5	15:46'12.891				
16	29.270	21.774	22.744	25.567	1'39.355	275,5	15:47'52.246				
17	29.270	21.542	22.275	25.210	1'38.297	279,1	15:49'30.543				
18	29.471	26.336	22.806	27.544	1'46.157P	276,2	15:51'16.700				
19	4'36.145	22.307	23.133	29.361	5'50.946P	276,2	15:57'07.646				
20	29.109	22.789	22.250	25.279	1'39.427	290,3	15:58'47.073				
21	29.223	21.589	22.665	25.135	1'38.212C	277,6	16:00'25.285				
22	36.218	25.630	23.654	25.343	1'50.845	275,5	16:02'16.130				
23	29.291	21.559	22.326	25.131	1'38.307	270,0	16:03'54.437				
24	29.375	21.497	22.187	25.238	1'38.297	280,5	16:05'32.734				
25	37.534	23.865	24.726	26.010	1'52.135	255,9	16:07'24.869				

11°								76 L. BAZ (1'37.837)			
Lap	Seg1	Seg2	Seg3	Seg4	Lap Time	km/h	Local Time				
1		22.098	22.641	25.148	257,1	15:01'43.215					
2	29.215	21.547	22.219	24.981	1'37.962	276,9	15:03'21.177				
3	29.401	21.490	22.152	25.065	1'38.108	282,7	15:04'59.285				
4	29.342	21.450	22.132	25.061	1'37.985	288,0	15:06'37.270				
5	29.677	21.975	22.700	25.548	1'39.900C	288,0	15:08'17.170				
6	29.542	21.797	22.255	25.215	1'38.809C	278,4	15:09'55.979				
7	31.537	23.902	24.970	30.297	1'50.706CP	247,1	15:11'46.685				
8	11'14.843	22.879	23.100	27.121	12'27.943P	256,5	15:24'14.628				
9	30.622	21.640	22.304	25.246	1'39.812C	285,7	15:25'54.440				
10	29.905	21.495	22.172	25.276	1'38.848	288,8	15:27'33.288				
11	29.638	21.663	22.300	25.427	1'39.028	290,3	15:29'12.316				
12	29.618	22.579	26.126	32.240	1'50.563CP	289,5	15:31'02.879				
13	9'39.008	22.048	23.069	25.406	10'49.531CP	282,0	15:41'52.410				
14	29.511	21.616	22.314	25.175	1'38.616	288,8	15:43'31.026				
15	29.501	21.559	22.364	25.200	1'38.624	289,5	15:45'09.650				
16	29.527	21.547	22.433	27.688	1'41.195P	291,1	15:46'50.845				
17	7'28.005	22.971	22.239	25.188	8'38.403P	270,0	15:55'29.248				
18	29.198	21.514	22.022	25.103	1'37.837	293,5	15:57'07.085				
19	29.246	21.986	24.495	25.581	1'41.308C	294,3	15:58'48.393				
20	29.277	21.700	22.317	25.201	1'38.495	282,7	16:00'26.888				
21	29.677	22.392	25.185	25.467	1'42.721C	286,5	16:02'09.609				
22	29.539	21.633	22.317	25.835	1'39.324	290,3	16:03'48.933				
23	30.111	31.947	25.980	31.598	1'59.636CP	270,7	16:05'48.569				

14°								60 M. VAN DER MARK (1'38.366)			
Lap	Seg1	Seg2	Seg3	Seg4	Lap Time	km/h	Local Time				
1		22.802	23.372	25.581	236,3	15:01'46.022					
2	29.376	21.821	22.314	25.193	1'38.704	270,7	15:03'24.726				
3	29.292	21.703	22.175	25.046	2'27.216P	282,0	15:05'51.942				
4	16'44.667	22.995	22.983	25.936	17'56.581P	246,6	15:23'48.523				
5	31.967	22.494	24.076	25.901	1'44.438	254,7	15:25'32.961				
6	29.477	22.150	22.436	25.548	1'39.611C	270,0	15:27'12.572				
7	29.674	21.846	22.366	25.355	1'39.241	285,7	15:28'51.813				
8	29.534	22.414	29.679	31.973	1'53.600CP	288,8	15:30'45.413				
9	9'10.181	25.936	22.962	29.545	10'28.624P	245,5	15:41'14.037				
10	29.363	21.662	22.242	25.252	1'38.519	285,0	15:42'52.556				
11	29.279	21.728	22.255	25.401	1'38.663	280,5	15:44'31.219				
12	32.418	21.992	22.436	34.996	1'51.842P	267,3	15:46'23.061				
13	5'06.049	22.926	22.379	25.390	6'16.744P	247,7	15:52'39.805				
14	29.676	22.357	27.892	27.645	1'47.570C	288,0	15:54'27.375				
15	29.346	21.866	22.185	25.147	1'38.544	276,2	15:56'05.919				
16	29.275	21.721	22.157	25.213	1'38.366	290,3	15:57'44.285				
17	29.325	21.643	22.300	25.214	1'38.482	291,9	15:59'22.767				
18	29.921	26.576	27.149	25.384	1'49.030	264,1	16:01'11.797				
19	29.359	21.823	28.904	25.827	1'45.913C	285,7	16:02'57.710				
20	29.911	21.959	22.872	25.329	1'40.071C	273,4	16:04'37.781				
21	29.596	21.934	22.350	25.182	1'39.062	288,0	16:06'16.843				
22	29.441	21.672	22.350	25.189	1'38.652	288,8	16:07'55.495				

12°								47 A. BASSANI (1'37.980)			
Lap	Seg1	Seg2	Seg3	Seg4	Lap Time	km/h	Local Time				
1		22.549	22.854	25.510	256,5	15:04'32.047					
2	29.409	21.681	22.253	25.140	1'38.483	288,0	15:06'10.530				
3	29.325	21.614	22.361	25.156	1'38.456	286,5	15:07'48.986				
4	29.410	21.634	22.326	25.248	1'38.618C	285,7	15:09'27.604				
5	29.942	26.136	28.030	32.727	1'56.835CP	285,0	15:11'24.439				
6	11'53.504	22.898	23.364	25.535	13'05.301P	262,1	15:24'29.740				
7	29.562	21.526	22.276	25.049	1'38.413C	289,5	15:26'08.153				
8	29.179	21.445	22.315	25.041	1'37.980	290,3	15:27'46.133				
9	29.347	21.589	22.202	27.254	1'40.392	287,2	15:29'26.525				
10	30.309	27.988	25.898	30.595	1'54.790CP	268,0	15:31'21.315				
11	11'39.761	23.301	23.392	25.694	12'52.148P	253,5	15:44'13.463				
12	29.369	21.411	22.413	25.278	1'38.471	288,0	15:45'51.934				
13	29.388	21.353	22.263	25.134	1'38.138	288,8	15:47'30.072				
14	33.199	23.425	24.314	27.980	1'48.918P	220,0	15:49'18.990				
15	6'32.263	22.905	23.454	26.906	7'45.528P	272,0	15:57'04.518				
16	29.581	21.568	22.332	29.645	1'43.126	286,5	15:58'47.644				
17	29.354	21.643	22.365	25.188	1'38.550	280,5	16:00'26.194				
18	29.361	21.510	22.341	25.579	1'38.791	289,5	16:02'04.985				



Magny-Cours 4.411 m

Pirelli French Round, 8-10 September 2023

Chronological Analysis Free Practice 2nd Session

4 / 5

7	13'56.299	22.904	23.268	25.752	15'08.223CP	265,4	15:26'14.069	5	30.394	22.079	22.730	25.975	1'41.178	274,1	15:08'59.896
8	29.818	21.810	22.596	25.182	1'39.406	288,8	15:27'53.475	6	29.829	22.555	26.644	34.313	1'53.341CP	279,8	15:10'53.237
9	29.587	21.573	22.482	27.089	1'40.731	295,1	15:29'34.206	7	11'45.770	22.479	22.950	25.843	12'57.042P	262,8	15:23'50.279
10	30.467	23.608	24.314	29.289	1'47.678CP	220,0	15:31'21.884	8	30.033	23.064	23.263	25.707	1'42.067	276,9	15:25'32.346
11	11'57.950	24.900	22.933	25.785	13'11.568P	271,4	15:44'33.452	9	29.820	22.244	22.561	25.415	1'40.040C	276,2	15:27'12.386
12	29.647	21.725	22.338	25.119	1'38.829	291,1	15:46'12.281	10	30.945	25.067	25.434	27.523	1'48.969CP	274,8	15:29'01.355
13	29.530	21.757	22.369	25.260	1'38.916	288,0	15:47'51.197	11	11'37.249	26.048	23.425	25.791	12'52.513CP	278,4	15:41'53.868
14	29.589	21.629	22.280	25.186	1'38.684	291,1	15:49'29.881	12	30.092	22.238	22.657	25.560	1'40.547	277,6	15:43'34.415
15	29.506	21.673	22.744	30.323	1'44.246CP	290,3	15:51'14.127	13	30.241	22.037	22.830	27.608	1'42.716P	276,2	15:45'17.131
16	4'47.526	22.373	22.577	25.660	5'58.136P	270,0	15:57'12.263	14	8'02.344	22.285	23.429	25.853	9'13.911P	254,1	15:54'31.042
17	29.457	21.628	22.262	25.075	1'38.422	298,3	15:58'50.685	15	29.768	21.828	22.442	25.243	1'39.281	277,6	15:56'10.323
18	29.604	22.003	22.908	25.260	1'39.775C	290,3	16:00'30.460	16	29.797	21.745	22.354	25.212	1'39.108	284,2	15:57'49.431
19	29.390	21.567	22.210	25.227	1'38.394	295,1	16:02'08.854	17	29.781	21.819	22.569	25.498	1'39.667	277,6	15:59'29.098
20	30.839	24.719	28.085	28.831	1'52.474P	277,6	16:04'01.328	18	29.832	21.868	22.463	25.441	1'39.604	279,8	16:01'08.702
								19	29.936	22.020	22.846	25.645	1'40.447	281,3	16:02'49.149
								20	29.694	21.796	22.295	25.563	1'39.348	273,4	16:04'28.497
								21	36.841	26.981	24.567	27.987	1'56.376C	201,5	16:06'24.873

16° 77 D. AEGERTER [1'38.472]

Lap	Seg.1	Seg.2	Seg.3	Seg.4	Lap Time	km/h	Local Time
1		23.198	23.056	25.933	235,3	15:02'17.457	
2	29.371	21.820	22.127	25.154	1'38.472	274,8	15:03'55.929
3	29.136	21.586	22.256	25.114	1'38.092C	276,9	15:05'34.021
4	29.587	27.225	24.486	25.489	1'46.787	255,3	15:07'20.808
5	30.558	21.896	22.457	25.503	1'40.414	274,1	15:09'01.222
6	29.444	21.930	24.256	33.828	1'49.458CP	258,4	15:10'50.680
7	12'18.385	22.487	23.364	25.413	13'29.649P	254,1	15:24'20.329
8	29.849	21.720	22.362	25.338	1'39.269C	283,5	15:25'59.598
9	29.382	21.575	22.381	25.354	1'38.692	291,1	15:27'38.290

19° 28 B. RAY [1'39.368]

Lap	Seg.1	Seg.2	Seg.3	Seg.4	Lap Time	km/h	Local Time
1		22.734	23.109	25.420	259,0	15:01'46.975	
2	29.753	21.763	22.661	25.191	1'39.368	276,9	15:03'26.343
3	29.842	21.838	22.807	25.147	1'39.634	268,7	15:05'05.977
4	29.525	21.610	22.557	29.794	1'43.486	282,7	15:06'49.463
5	29.617	21.452	23.638	30.573	1'45.280P	287,2	15:08'34.743
6	14'01.750	22.689	23.193	25.748	15'13.380P	262,8	15:23'48.123

17° 34 L. BALDASSARRI [1'39.056]

Lap	Seg.1	Seg.2	Seg.3	Seg.4	Lap Time	km/h	Local Time
1		22.792	23.224	25.760	233,3	15:01'48.320	
2	29.887	22.162	22.685	25.692	1'40.426	272,0	15:03'28.746
3	29.756	21.677	22.531	25.289	1'39.253C	284,2	15:05'07.999
4	29.590	21.707	22.789	25.309	1'39.395C	285,7	15:06'47.394
5	29.653	21.644	22.552	25.224	1'39.073	283,5	15:08'26.467
6	29.750	21.719	22.619	33.573	1'47.661CP	286,5	15:10'14.128
7	12'37.160	22.096	23.208	25.551	13'48.015P	269,3	15:24'02.143
8	29.929	21.592	22.624	25.438	1'39.583C	287,2	15:25'41.726
9	29.776	21.612	22.497	25.279	1'39.164	279,8	15:27'20.890
10	29.632	21.558	22.449	25.721	1'39.360	288,0	15:29'00.250
11	29.714	21.685	25.303	32.235	1'48.937CP	286,5	15:30'49.187
12	9'27.636	22.680	23.443	26.564	10'40.323P	257,1	15:41'29.510
13	29.895	21.860	22.605	25.350	1'39.710	279,8	15:43'09.220
14	29.830	21.645	22.763	25.454	1'39.692	285,0	15:44'48.912
15	29.793	21.811	22.717	25.600	1'39.921	286,5	15:46'28.833
16	29.942	21.667	22.722	25.652	1'39.983	287,2	15:48'08.816
17	29.831	22.013	22.746	26.064	1'40.654	284,2	15:49'49.470
18	31.254	21.864	22.948	25.516	1'41.582	284,2	15:51'31.052
19	29.740	21.859	22.584	25.359	1'39.542	284,2	15:53'10.594
20	29.788	21.809	22.836	25.525	1'39.958	285,0	15:54'50.552
21	29.673	21.584	22.486	25.313	1'39.056	287,2	15:56'29.608
22	29.683	21.705	22.552	25.344	1'39.284	285,7	15:58'08.892
23	29.819	21.845	22.693	25.312	1'39.669	285,0	15:59'48.561
24	30.003	21.838	22.684	25.490	1'40.015	285,0	16:01'28.576
25	30.042	21.777	22.809	25.503	1'40.131	285,7	16:03'08.707
26	29.833	21.727	22.665	25.422	1'39.647	284,2	16:04'48.354
27	29.855	21.676	22.549	25.331	1'39.411	285,7	16:06'27.765

20° 97 X. VIERGE [1'39.625]

Lap	Seg.1	Seg.2	Seg.3	Seg.4	Lap Time	km/h	Local Time
1		23.212	22.789	25.514	236,8	15:01'51.777	
2	29.906	22.572	22.976	25.695	1'41.149	247,7	15:03'32.926
3	29.464	21.721	22.338	25.551	1'39.074C	285,7	15:05'12.000
4	29.462	21.917	22.713	25.533	1'39.625	270,0	15:06'51.625

21° 38 H. SOOMER [1'39.671]

Lap	Seg.1	Seg.2	Seg.3	Seg.4	Lap Time	km/h	Local Time
1		23.424	23.746	26.168	226,4	15:01'50.870	
2	30.423	22.882	27.849	26.144	1'47.298	262,8	15:03'38.168
3	30.450	22.147	23.080	25.975	1'41.652C	291,1	15:05'19.820
4	30.376	22.046	23.053	26.013	1'41.488	285,7	15:07'01.308
5	30.271	22.198	22.866	25.728	1'41.063	277,6	15:08'42.371
6	30.219	22.746	24.372	32.095	1'49.432CP	288,8	15:10'31.803
7	13'01.647	23.173	23.299	26.265	14'14.384P	247,1	15:24'46.187
8	30.854	22.255	23.025	26.051	1'42.185C	278,4	15:26'28.372
9	30.457	21.991	23.081	25.746	1'41.275	283,5	15:28'09.647
10	30.461	22.142	22.783	26.545	1'41.931	285,7	15:29'51.578
11	32.650	24.485	25.275	30.181	1'52.591CP	225,9	15:31'44.169
12	10'32.595	23.169	23.154	25.931	11'44.849P	262,1	15:43'29.018
13	30.363	21.983	24.145	25.786	1'42.277	288,8	15:45'11.295
14	30.201	21.815	22.731	25.603	1'40.350	291,9	15:46'51.645
15	30.111	21.900	22.781	25.740	1'40.532	290,3	15:48'32.177
16	30.655	22.096	22.925	28.560	1'44.236P	268,0	15:50'16.413
17	10'41.636	28.569	23.140	25.571	11'58.916P	251,7	16:02'15.329
18	30.110	22.057	22.623	25.421	1'40.211	272,7	16:03'55.540
19	29.783	22.144	22.662	29.432	1'44.021	291,9	16:05'39.561
20	29.870	21.632	22.638	25.531	1'39.671	288,8	16:07'19.232

18° 44 L. MAHIAS [1'39.108]

Lap	Seg.1	Seg.2	Seg.3	Seg.4	Lap Time	km/h	Local Time
1		25.284	26.956	34.071	259,0	15:02'17.799	
2	29.672	21.957	22.527	25.318	1'39.474	270,0	15:03'57.273
3	29.823	21.954	22.894	25.760	1'40.431C	275,5	15:05'37.704
4	30.189	22.268	23.117	25.440	1'41.014	279,1	15:07'18.718

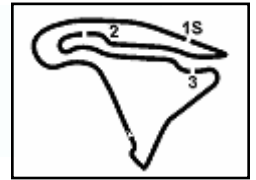
22° 52 O. KONIG [1'39.790]

Lap	Seg.1	Seg.2	Seg.3	Seg.4	Lap Time	km/h	Local Time
1		23.339	23.360	26.267	254,1	15:01'48.573	
2	30.254	22.405	22.764	25.702	1'41.125	271,4	15:03'29.698
3	30.215	22.272	22.914	25.854	1'41.255C	280,5	15:05'10.953

08/09/2023 P = Pits In/Out - C = Lap Time Cancelled

These data/results cannot be reproduced, stored and/or transmitted in whole or in part by any manner of electronic, mechanical, photocopying, recording, broadcasting or otherwise now known or herein after developed without the previous express consent by the copyright owner, except for reproduction in daily press and regular printed publications on sale to the public within 60 days of the event related to those data/results and always provided that copyright symbol appears together as follows below.

© DORNA WSBK ORGANIZATION Srl 2023



Pirelli French Round, 8-10 September 2023

Chronological Analysis Free Practice 2nd Session

5 / 5

4	30.120	22.084	23.158	25.857	1'41.219	280,5	15:06'52.172	16	30.264	22.131	22.796	26.453	1'41.644C	274,8	16:00'04.329
5	30.501	22.031	22.841	26.128	1'41.501C	282,0	15:08'33.673	17	30.420	21.976	22.670	25.510	1'40.576	276,2	16:01'44.905
6	30.746	22.746	23.068	30.925	1'47.485CP	257,1	15:10'21.158	18	30.334	21.952	22.552	25.457	1'40.295	270,7	16:03'25.200
7	12'15.644	23.137	23.105	25.944	13'27.830P	242,7	15:23'48.988	19	30.355	24.628	23.304	26.095	1'44.382	279,1	16:05'09.582
8	34.234	24.137	23.046	25.855	1'47.272	243,2	15:25'36.260	20	30.514	27.472	22.930	25.555	1'46.471	275,5	16:06'56.053
9	30.301	22.417	28.853	25.716	1'47.287	286,5	15:27'23.547								
10	30.187	22.103	22.796	25.833	1'40.919	276,9	15:29'04.466								
11	30.061	22.712	24.812	32.972	1'50.557CP	269,3	15:30'55.023								
12	8'57.475	28.388	24.169	30.158	10'20.190P	232,3	15:41'15.213								
13	30.454	22.259	22.902	25.613	1'41.228	276,9	15:42'56.441								
14	30.189	22.346	22.737	25.855	1'41.127	271,4	15:44'37.568								
15	33.497	22.897	23.012	25.879	1'45.285	280,5	15:46'22.853								
16	30.190	22.116	22.868	31.484	1'46.658C	277,6	15:48'09.511								
17	30.216	21.955	22.770	25.495	1'40.436	280,5	15:49'49.947								
18	31.810	23.322	24.683	28.806	1'48.621P	257,8	15:51'38.568								
19	6'00.094	22.656	25.307	25.866	7'13.923P	264,7	15:58'52.491								
20	29.951	21.946	22.650	25.402	1'39.949	285,0	16:00'32.440								
21	29.943	21.925	22.560	25.362	1'39.790	282,0	16:02'12.230								
22	34.310	22.253	22.791	25.582	1'44.936	270,0	16:03'57.166								
23	30.112	22.020	22.730	31.475	1'46.337	282,0	16:05'43.503								

23° 35 H. SYAHRIN [1'40.105]

Lap	Seg.1	Seg.2	Seg.3	Seg.4	Lap Time	km/h	Local Time
1		24.976	24.854	27.180		227,8	15:02'00.325
2	31.533	22.865	23.746	26.245	1'44.389	272,0	15:03'44.714
3	30.609	22.389	23.420	26.327	1'42.745C	287,2	15:05'27.459
4	30.447	22.167	23.088	25.806	1'41.508	285,0	15:07'08.967
5	30.371	22.103	22.959	25.782	1'41.215	276,9	15:08'50.182
6	30.442	22.138	22.920	32.892	1'48.392CP	276,9	15:10'38.574
7	12'00.890	23.175	23.449	27.058	13'14.572P	242,7	15:23'53.146
8	30.688	27.693	23.577	26.072	1'48.030	260,2	15:25'41.176
9	30.271	22.419	22.951	25.722	1'41.363	272,0	15:27'22.539
10	30.482	22.354	23.070	25.798	1'41.704	274,1	15:29'04.243
11	30.190	23.323	26.498	32.269	1'52.280CP	278,4	15:30'56.523
12	10'37.382	24.038	23.930	26.365	11'51.715P	248,8	15:42'48.238
13	30.840	22.310	22.935	25.923	1'42.008	271,4	15:44'30.246
14	30.226	22.152	22.783	25.737	1'40.898	281,3	15:46'11.144
15	30.348	22.297	22.837	26.128	1'41.610	274,8	15:47'52.754
16	30.088	22.091	22.930	25.762	1'40.871	274,8	15:49'33.625
17	29.985	21.997	22.684	25.439	1'40.105	281,3	15:51'13.730
18	31.566	23.525	24.322	29.844	1'49.257P	251,7	15:53'02.987
19	7'00.205	23.296	23.581	26.009	8'13.091P	235,3	16:01'16.078
20	30.394	22.047	22.951	25.485	1'40.877	274,8	16:02'56.955
21	30.218	21.978	22.706	25.524	1'40.426	276,9	16:04'37.381
22	30.135	22.201	22.729	25.438	1'40.503	261,5	16:06'17.884

24° 32 I. VINALES [1'40.295]

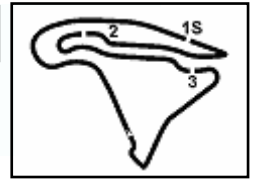
Lap	Seg.1	Seg.2	Seg.3	Seg.4	Lap Time	km/h	Local Time
1		23.603	27.527	25.778		231,8	15:01'53.347
2	30.307	22.434	22.624	25.277	1'40.642	263,4	15:03'33.989
3	30.907	23.610	23.303	25.618	1'43.438C	270,7	15:05'17.427
4	30.090	22.199	24.605	27.916	1'44.810	276,2	15:07'02.237
5	30.381	22.007	22.422	25.495	1'40.305	270,7	15:08'42.542
6	30.108	22.233	22.730	29.410	1'44.481CP	286,5	15:10'27.023
7	12'13.107	22.777	23.477	25.852	13'25.213P	248,3	15:23'52.236
8	30.960	22.290	22.591	25.491	1'41.332	268,0	15:25'33.568
9	30.170	22.094	22.508	25.370	1'40.142C	256,5	15:27'13.710
10	29.883	22.044	23.952	31.315	1'47.194C	267,3	15:29'00.904
11	30.218	22.236	25.386	33.348	1'51.188CP	272,0	15:30'52.092
12	10'09.241	23.287	23.446	26.464	11'22.438P	255,3	15:42'14.530
13	30.794	23.012	23.331	28.182	1'45.319P	268,0	15:43'59.849
14	11'01.761	22.735	22.922	34.789	12'22.207P	254,1	15:56'22.056
15	44.148	22.297	22.853	31.331	2'00.629P	272,0	15:58'22.685

08/09/2023

P = Pits In/Out - C = Lap Time Cancelled

These data/results cannot be reproduced, stored and/or transmitted in whole or in part by any manner of electronic, mechanical, photocopying, recording, broadcasting or otherwise now known or herein after developed without the previous express consent by the copyright owner, except for reproduction in daily press and regular printed publications on sale to the public within 60 days of the event related to those data/results and always provided that copyright symbol appears together as follows below.

© DORNA WSBK ORGANIZATION Srl 2023



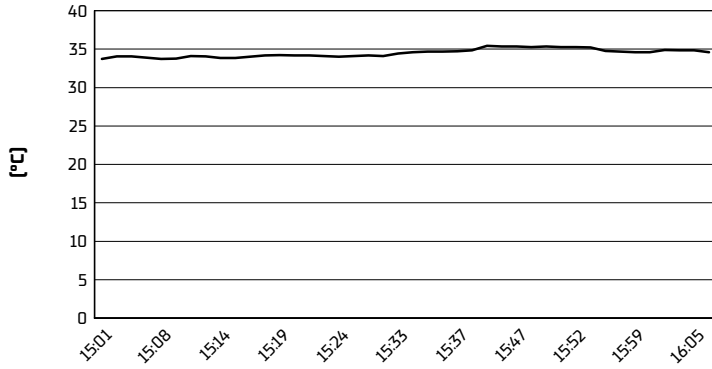
Magny-Cours 4.411 m

Pirelli French Round, 8-10 September 2023

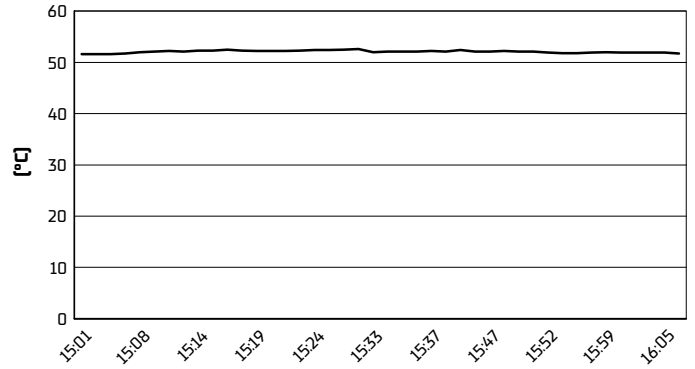
Weather Report Free Practice 2nd Session

Session started 15:00 - Session ended 16:09

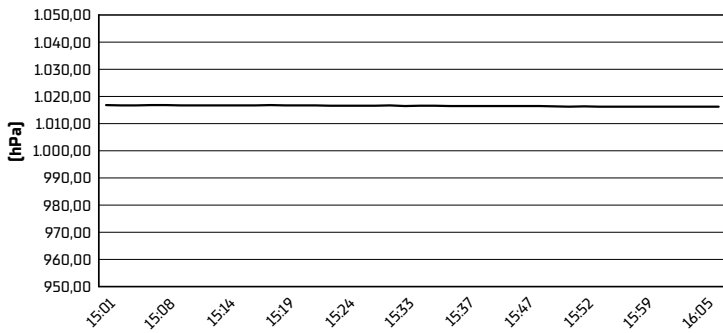
Air Temperature



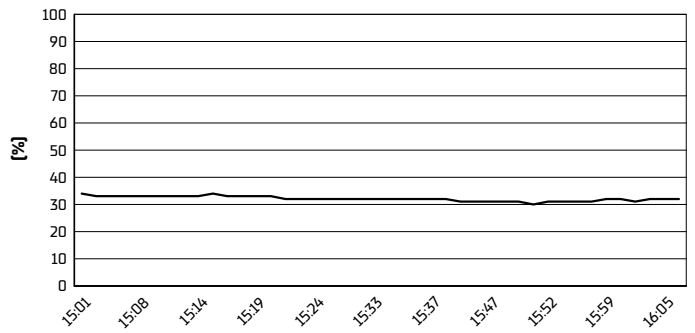
Track Temperature



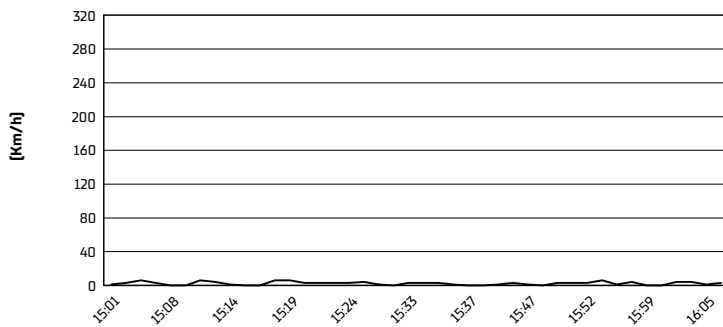
Air Pressure



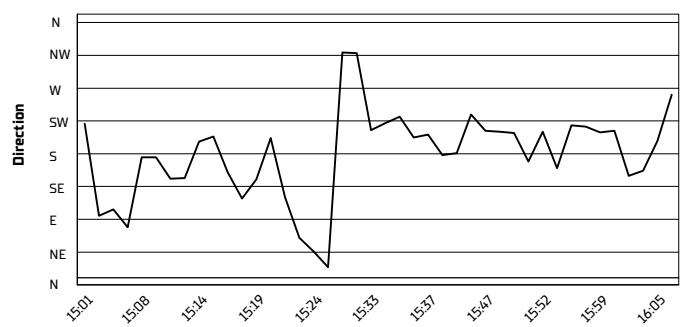
Humidity



Wind Speed



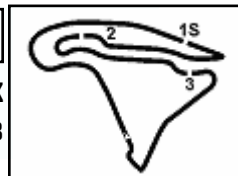
Wind Direction



08/09/2023

These data/results cannot be reproduced, stored and/or transmitted in whole or in part by any manner of electronic, mechanical, photocopying, recording, broadcasting or otherwise now known or herein after developed without the previous express consent by the copyright owner, except for reproduction in daily press and regular printed publications on sale to the public within 60 days of the event related to those data/results and always provided that copyright symbol appears together as follows below.

© DORNA WSBK ORGANIZATION Srl 2023



Magny-Cours 4.411 m

Pirelli French Round, 8-10 September 2023

Best Laps & Speeds

No.	Rider Bike	Nat	Best Lap		FP1		FP2												
			LL	SPD	LL	SPD	LL	SPD											
1	65 J. REA Kawasaki ZX-10RR	GBR	1'36.900 35 292,6		1'36.900 14 292,6		1'37.511 21 291,8												
2	21 M. RINALDI Ducati Panigale V4R	ITA	1'36.973 37 289,5		1'37.477 16 289,5		1'36.973 21 288,0												
3	31 G. GERLOFF BMW M1000 RR	USA	1'36.981 42 295,0		1'37.057 18 295,0		1'36.981 24 293,4												
4	54 T. RAZGATLIOGLU Yamaha YZF R1	TUR	1'37.060 42 295,8		1'37.060 19 295,8		1'37.114 23 295,0												
5	55 A. LOCATELLI Yamaha YZF R1	ITA	1'37.142 40 291,8		1'37.142 16 291,8		1'37.543 24 290,3												
6	1 A. BAUTISTA Ducati Panigale V4R	ESP	1'37.174 36 292,6		1'37.467 15 291,1		1'37.174 21 292,6												
7	22 A. LOWES Kawasaki ZX-10RR	GBR	1'37.331 41 294,2		1'37.331 18 294,2		1'37.356 23 294,2												
8	45 S. REDDING BMW M1000 RR	GBR	1'37.342 41 295,0		1'37.635 18 295,0		1'37.342 23 294,2												
9	87 R. GARDNER Yamaha YZF R1	AUS	1'37.562 37 291,1		1'38.316 16 291,1		1'37.562 21 290,3												
10	9 D. PETRUCCI Ducati Panigale V4R	ITA	1'37.638 38 290,3		1'37.744 12 290,3		1'37.638 26 288,7												
11	47 A. BASSANI Ducati Panigale V4R	ITA	1'37.662 33 290,3		1'37.662 13 289,5		1'37.980 20 290,3												
12	76 L. BAZ BMW M1000 RR	FRA	1'37.837 34 294,2		1'38.286 12 291,8		1'37.837 22 294,2												
13	60 M. VAN DER MARK BMW M1000 RR	NED	1'37.878 40 293,4		1'37.878 19 293,4		1'38.366 21 291,8												
14	97 X. VIERGE Honda CBR1000 RR-R	ESP	1'38.068 21 294,2		1'38.068 18 294,2		1'39.625 3 285,7												
15	5 P. OETTL Ducati Panigale V4R	GER	1'38.114 44 290,3		1'38.114 20 289,5		1'38.297 24 290,3												
16	77 D. AEGERTER Yamaha YZF R1	SUI	1'38.128 28 294,2		1'38.128 20 294,2		1'38.472 8 291,1												
17	7 I. LECUONA Honda CBR1000 RR-R	ESP	1'38.218 34 298,3		1'38.218 15 297,5		1'38.394 19 298,3												
18	34 L. BALDASSARRI Yamaha YZF R1	ITA	1'38.283 43 288,7		1'38.283 17 288,7		1'39.056 26 288,0												
19	28 B. RAY Yamaha YZF R1	GBR	1'38.364 21 290,3		1'38.364 16 290,3		1'39.368 5 287,2												
20	32 I. VINALES Kawasaki ZX-10RR	ESP	1'39.026 35 286,4		1'39.026 16 286,4		1'40.295 19 286,4												
21	44 L. MAHIAS Kawasaki ZX-10RR	FRA	1'39.108 36 284,2		1'39.713 16 283,4		1'39.108 20 284,2												
22	38 H. SOOMER Honda CBR1000 RR-R	EST	1'39.671 35 294,2		1'40.029 16 294,2		1'39.671 19 291,8												
23	52 O. KONIG Kawasaki ZX-10RR	CZE	1'39.790 37 286,4		1'40.471 15 286,4		1'39.790 22 286,4												
24	35 H. SYHRIN Honda CBR1000 RR-R	MAS	1'40.105 21 287,2				1'40.105 21 287,2												

08/09/2023

These data/results cannot be reproduced, stored and/or transmitted in whole or in part by any manner of electronic, mechanical, photocopying, recording, broadcasting or otherwise now known or herein after developed without the previous express consent by the copyright owner, except for reproduction in daily press and regular printed publications on sale to the public within 60 days of the event related to those data/results and always provided that copyright symbol appears together as follows below.

© DORNA WSBK ORGANIZATION Srl 2023

FICR PERUGIA TIMING

