

## Pirelli French Round, 8-10 September 2023

### Results Free Practice 3rd Session

No.	Rider	Nat	Team	Bike	Class	Time	Gap	Rel.	Laps	Speed	
										Avg	Max
1	<b>1 A. BAUTISTA</b>	ESP	Aruba.it Racing - Ducati	Ducati Panigale V4R		<b>1'35.895</b>			16	165,594	<b>294,3</b>
2	<b>31 G. GERLOFF</b>	USA	Bonovo Action BMW	BMW M1000 RR	IND	<b>1'36.322</b>	0.427	0.427	15	164,860	<b>294,3</b>
3	<b>21 M. RINALDI</b>	ITA	Aruba.it Racing - Ducati	Ducati Panigale V4R		<b>1'36.431</b>	0.536	0.109	13	164,673	<b>292,7</b>
4	<b>65 J. REA</b>	GBR	Kawasaki Racing Team WorldSBK	Kawasaki ZX-10RR		<b>1'36.568</b>	0.673	0.137	13	164,440	<b>291,9</b>
5	<b>45 S. REDDING</b>	GBR	ROKIT BMW Motorrad WorldSBK Team	BMW M1000 RR		<b>1'36.685</b>	0.790	0.117	14	164,241	<b>294,3</b>
6	<b>9 D. PETRUCCI</b>	ITA	Barni Spark Racing Team	Ducati Panigale V4R	IND	<b>1'36.826</b>	0.931	0.141	15	164,001	<b>292,7</b>
7	<b>22 A. LOWES</b>	GBR	Kawasaki Racing Team WorldSBK	Kawasaki ZX-10RR		<b>1'36.842</b>	0.947	0.016	13	163,974	<b>293,5</b>
8	<b>87 R. GARDNER</b>	AUS	GYTR GRT Yamaha WorldSBK Team	Yamaha YZF R1	IND	<b>1'36.865</b>	0.970	0.023	11	163,935	<b>289,5</b>
9	<b>5 P. DETTL</b>	GER	Team GoEleven	Ducati Panigale V4R	IND	<b>1'36.887</b>	0.992	0.022	15	163,898	<b>289,5</b>
10	<b>77 D. AEGERTER</b>	SUI	GYTR GRT Yamaha WorldSBK Team	Yamaha YZF R1	IND	<b>1'36.979</b>	1.084	0.092	14	163,743	<b>294,3</b>
11	<b>54 T. RAZGATLIOGLU</b>	TUR	Pata Yamaha Prometeon WorldSBK	Yamaha YZF R1		<b>1'37.125</b>	1.230	0.146	13	163,497	<b>295,9</b>
12	<b>55 A. LOCATELLI</b>	ITA	Pata Yamaha Prometeon WorldSBK	Yamaha YZF R1		<b>1'37.154</b>	1.259	0.029	14	163,448	<b>292,7</b>
13	<b>7 I. LECUONA</b>	ESP	Team HRC	Honda CBR1000 RR-R		<b>1'37.240</b>	1.345	0.086	16	163,303	<b>298,3</b>
14	<b>76 L. BAZ</b>	FRA	Bonovo Action BMW	BMW M1000 RR	IND	<b>1'37.370</b>	1.475	0.130	13	163,085	<b>295,1</b>
15	<b>34 L. BALDASSARRI</b>	ITA	GMT94 Yamaha	Yamaha YZF R1	IND	<b>1'37.801</b>	1.906	0.431	11	162,366	<b>291,9</b>
16	<b>60 M. VAN DER MARK</b>	NED	ROKIT BMW Motorrad WorldSBK Team	BMW M1000 RR		<b>1'37.916</b>	2.021	0.115	13	162,176	<b>293,5</b>
17	<b>9 X. VIERGE</b>	ESP	Team HRC	Honda CBR1000 RR-R		<b>1'38.053</b>	2.158	0.137	14	161,949	<b>298,3</b>
18	<b>38 H. SOOMER</b>	EST	PETRONAS MIE Racing Honda Team	Honda CBR1000 RR-R	IND	<b>1'38.764</b>	2.869	0.711	13	160,783	<b>295,1</b>
19	<b>32 I. VINALES</b>	ESP	TPR Team Pedercini Racing	Kawasaki ZX-10RR	IND	<b>1'38.929</b>	3.034	0.165	12	160,515	<b>285,0</b>
20	<b>44 L. MAHIAS</b>	FRA	Kawasaki Puccetti Racing	Kawasaki ZX-10RR	IND	<b>1'39.026</b>	3.131	0.097	13	160,358	<b>282,0</b>
21	<b>35 H. SYHRIN</b>	MAS	PETRONAS MIE Racing Honda Team	Honda CBR1000 RR-R	IND	<b>1'39.105</b>	3.210	0.079	13	160,230	<b>289,5</b>
22	<b>52 O. KONIG</b>	CZE	Orelac Racing MOVISIO	Kawasaki ZX-10RR	IND	<b>1'39.325</b>	3.430	0.220	14	159,875	<b>288,8</b>
----- <b>Out 105% in this Session</b> -----											
23	<b>28 B. RAY</b>	GBR	Yamaha Motoxrcing WorldSBK Team	Yamaha YZF R1	IND	<b>1'43.239</b>	7.344	3.914	7	153,814	<b>284,2</b>
24	<b>47 A. BASSANI</b>	ITA	Motocorsa Racing	Ducati Panigale V4R	IND				0		<b>241,1</b>

Qualifying Lap Time [105% of 1'35.895]: **1'40.690**

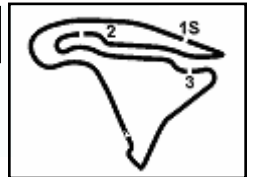
AIR	Humidity:	60%	Temp:	22°C
TRACK	Condition:	Dry	Temp:	26°C

Records	Pole	(SP)	2021 J.Rea	1'35.683	165,960	Km/h
	Race	(SPRC)	2021 J.Rea	1'36.374	164,770	Km/h
	All Times	(SP)	2021 J.Rea	1'35.683	165,960	Km/h

Start 09/09/2023 09:00 End 09:34 The results are provisional until the end of the time limit for protests and appeals and the completion of the technical checks.

These data/results cannot be reproduced, stored and/or transmitted in whole or in part by any manner of electronic, mechanical, photocopying, recording, broadcasting or otherwise now known or herein after developed without the previous express consent by the copyright owner, except for reproduction in daily press and regular printed publications on sale to the public within 60 days of the event related to those data/results and always provided that copyright symbol appears together as follows below.

© DORNA WSBK ORGANIZATION Srl 2023



## Pirelli French Round, 8-10 September 2023

### Results Free Practice 3rd Session

#### Session Highlights

Local Time	No. Rider	Description
09.00.00		Start
09.00.05		WorldSBK Pit Intervention Time: 45secs
09.01.22	<b>52</b> D. KONIG	Current Lap Cancelled - Exceeded Track Limits - Turn 11
09.02.25	<b>47</b> A. BASSANI	Current Lap Cancelled - Exceeded Track Limits - Turn 11
09.06.04	<b>52</b> D. KONIG	Current Lap Cancelled - Exceeded Track Limits - Turn 6
09.09.21	<b>97</b> X. VIERGE	Current Lap Cancelled - Exceeded Track Limits - Turn 6
09.11.34	<b>52</b> D. KONIG	Current Lap Cancelled - Exceeded Track Limits - Turn 11
09.13.48	<b>87</b> R. GARDNER	Crashed - Turn 15
09.18.40	<b>52</b> D. KONIG	Lap Cancelled [1'40.323] - Yellow Flag - Turn 15-16
09.18.45	<b>77</b> D. AEGERTER	Lap Cancelled [1'42.064] - Yellow Flag - Turn 15-16
09.18.50	<b>5</b> P. OETTL	Lap Cancelled [1'45.489] - Yellow Flag - Turn 15-16
09.18.55	<b>65</b> J. REA	Lap Cancelled [1'45.152] - Yellow Flag - Turn 15-16
09.19.00	<b>45</b> S. REDDING	Lap Cancelled [1'51.264] - Yellow Flag - Turn 15-16
09.20.40	<b>97</b> X. VIERGE	Current Lap Cancelled - Exceeded Track Limits - Turn 11
09.22.52	<b>7</b> I. LECUONA	On the Gravel - Re-Joined - Turn 13
09.24.46	<b>44</b> L. MAHIAS	Lap Cancelled [1'39.261] - Yellow Flag - Turn 13
09.24.51	<b>60</b> M. VAN DER MARK	Lap Cancelled [1'41.237] - Yellow Flag - Turn 13
09.24.56	<b>32</b> I. VINALES	Lap Cancelled [1'40.167] - Yellow Flag - Turn 13
09.25.01	<b>28</b> B. RAY	Lap Cancelled [1'50.650] - Yellow Flag - Turn 13
09.25.06	<b>1</b> A. BAUTISTA	Lap Cancelled [1'41.474] - Yellow Flag - Turn 13
09.25.11	<b>55</b> A. LOCATELLI	Lap Cancelled [1'37.128] - Yellow Flag - Turn 13
09.25.14	<b>45</b> S. REDDING	Current Lap Cancelled - Exceeded Track Limits - Turn 11
09.25.16	<b>21</b> M. RINALDI	Lap Cancelled [1'36.663] - Yellow Flag - Turn 13
09.25.21	<b>76</b> L. BAZ	Lap Cancelled [1'38.158] - Exceeded Track Limits - Turn 17
09.25.33	<b>44</b> L. MAHIAS	Current Lap Cancelled - Exceeded Track Limits - Turn 6
09.27.04	<b>45</b> S. REDDING	Current Lap Cancelled - Exceeded Track Limits - Turn 11
09.28.02	<b>38</b> H. SOOMER	Current Lap Cancelled - Exceeded Track Limits - Turn 11
09.29.16	<b>52</b> D. KONIG	Current Lap Cancelled - Exceeded Track Limits - Turn 6
09.29.25	<b>34</b> L. BALDASSARRI	Current Lap Cancelled - Exceeded Track Limits - Turn 6
09.31.03	<b>7</b> I. LECUONA	Current Lap Cancelled - Exceeded Track Limits - Turn 11
09.33.25	<b>5</b> P. OETTL	Technical Problem - Turn 6
09.34.07		End Of Session

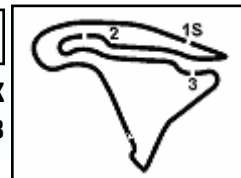
#### Fastest Laps Sequence

No.	Rider	Nat	Team	Bike	Local Time	Time	Gap	Avg
<b>31</b>	G. GERLOFF	USA	Bonovo Action BMW	BMW M1000 RR	09:03'23.126	<b>1'38.413</b>		161,357
<b>1</b>	A. BAUTISTA	ESP	Aruba.it Racing - Ducati	Ducati Panigale V4R	09:03'26.909	<b>1'38.412</b>	-0.001	161,358
<b>22</b>	A. LOWES	GBR	Kawasaki Racing Team WorldSBK	Kawasaki ZX-10RR	09:03'50.647	<b>1'37.848</b>	-0.564	162,288
<b>54</b>	T. RAZGATLIOGLU	TUR	Pata Yamaha Prometeon WorldSBK	Yamaha YZF R1	09:03'52.877	<b>1'37.714</b>	-0.134	162,511
<b>31</b>	G. GERLOFF	USA	Bonovo Action BMW	BMW M1000 RR	09:05'00.822	<b>1'37.696</b>	-0.018	162,541
<b>1</b>	A. BAUTISTA	ESP	Aruba.it Racing - Ducati	Ducati Panigale V4R	09:06'42.192	<b>1'37.464</b>	-0.232	162,928
<b>65</b>	J. REA	GBR	Kawasaki Racing Team WorldSBK	Kawasaki ZX-10RR	09:07'08.513	<b>1'37.317</b>	-0.147	163,174
<b>22</b>	A. LOWES	GBR	Kawasaki Racing Team WorldSBK	Kawasaki ZX-10RR	09:07'14.492	<b>1'37.099</b>	-0.218	163,540
<b>31</b>	G. GERLOFF	USA	Bonovo Action BMW	BMW M1000 RR	09:08'15.612	<b>1'37.083</b>	-0.016	163,567
<b>22</b>	A. LOWES	GBR	Kawasaki Racing Team WorldSBK	Kawasaki ZX-10RR	09:08'51.334	<b>1'36.842</b>	-0.241	163,974
<b>1</b>	A. BAUTISTA	ESP	Aruba.it Racing - Ducati	Ducati Panigale V4R	09:14'47.684	<b>1'36.823</b>	-0.019	164,006
<b>1</b>	A. BAUTISTA	ESP	Aruba.it Racing - Ducati	Ducati Panigale V4R	09:19'42.264	<b>1'36.590</b>	-0.233	164,402
<b>31</b>	G. GERLOFF	USA	Bonovo Action BMW	BMW M1000 RR	09:20'18.370	<b>1'36.322</b>	-0.268	164,860
<b>1</b>	A. BAUTISTA	ESP	Aruba.it Racing - Ducati	Ducati Panigale V4R	09:30'03.860	<b>1'35.895</b>	-0.427	165,594

09/09/2023 Start 09:00 End 09:34 The results are provisional until the end of the time limit for protests and appeals and the completion of the technical checks.

These data/results cannot be reproduced, stored and/or transmitted in whole or in part by any manner of electronic, mechanical, photocopying, recording, broadcasting or otherwise now known or herein after developed without the previous express consent by the copyright owner, except for reproduction in daily press and regular printed publications on sale to the public within 60 days of the event related to those data/results and always provided that copyright symbol appears together as follows below.

© DORNA WSBK ORGANIZATION Srl 2023



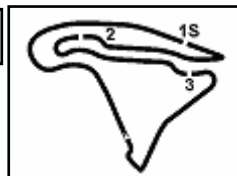
**Pirelli French Round, 8-10 September 2023**  
**Free Practices Combined Results**

No.	Rider	Nat	Team	Bike	Class	FP1	FP2	FP3	Time	Gap	Rel.	Avg	LL
1	<b>1 A. BAUTISTA</b>	ESP	Aruba.it Racing - Ducati	Ducati Panigale V4R		1'37.467	1'37.174	<b>1'35.895</b>	<b>1'35.895</b>			165,594	52
2	<b>31 G. GERLOFF</b>	USA	Bonovo Action BMW	BMW M1000 RR	IND	1'37.057	1'36.981	<b>1'36.322</b>	<b>1'36.322</b>	0.427	0.427	164,860	57
3	<b>21 M. RINALDI</b>	ITA	Aruba.it Racing - Ducati	Ducati Panigale V4R		1'37.477	1'36.973	<b>1'36.431</b>	<b>1'36.431</b>	0.536	0.109	164,673	50
4	<b>65 J. REA</b>	GBR	Kawasaki Racing Team WorldSBK	Kawasaki ZX-10RR		1'36.900	1'37.511	<b>1'36.568</b>	<b>1'36.568</b>	0.673	0.137	164,440	48
5	<b>45 S. REDDING</b>	GBR	ROKiT BMW Motorrad WorldSBK Team	BMW M1000 RR		1'37.635	1'37.342	<b>1'36.685</b>	<b>1'36.685</b>	0.790	0.117	164,241	55
6	<b>9 D. PETRUCCI</b>	ITA	Barni Spark Racing Team	Ducati Panigale V4R	IND	1'37.744	1'37.638	<b>1'36.826</b>	<b>1'36.826</b>	0.931	0.141	164,001	53
7	<b>22 A. LOWES</b>	GBR	Kawasaki Racing Team WorldSBK	Kawasaki ZX-10RR		1'37.331	1'37.356	<b>1'36.842</b>	<b>1'36.842</b>	0.947	0.016	163,974	54
8	<b>87 R. GARDNER</b>	AUS	GYTR GRT Yamaha WorldSBK Team	Yamaha YZF R1	IND	1'38.316	1'37.562	<b>1'36.865</b>	<b>1'36.865</b>	0.970	0.023	163,935	48
9	<b>5 P. OETTL</b>	GER	Team GoEleven	Ducati Panigale V4R	IND	1'38.114	1'38.297	<b>1'36.887</b>	<b>1'36.887</b>	0.992	0.022	163,898	59
10	<b>77 D. AEGERTER</b>	SUI	GYTR GRT Yamaha WorldSBK Team	Yamaha YZF R1	IND	1'38.128	1'38.472	<b>1'36.979</b>	<b>1'36.979</b>	1.084	0.092	163,743	42
11	<b>54 T. RAZGATLIOGLU</b>	TUR	Pata Yamaha Prometeon WorldSBK	Yamaha YZF R1		<b>1'37.060</b>	1'37.114	1'37.125	<b>1'37.060</b>	1.165	0.081	163,606	55
12	<b>55 A. LOCATELLI</b>	ITA	Pata Yamaha Prometeon WorldSBK	Yamaha YZF R1		<b>1'37.142</b>	1'37.543	1'37.154	<b>1'37.142</b>	1.247	0.082	163,468	54
13	<b>7 I. LECUONA</b>	ESP	Team HRC	Honda CBR1000 RR-R		1'38.218	1'38.394	<b>1'37.240</b>	<b>1'37.240</b>	1.345	0.098	163,303	50
14	<b>76 L. BAZ</b>	FRA	Bonovo Action BMW	BMW M1000 RR	IND	1'38.286	1'37.837	<b>1'37.370</b>	<b>1'37.370</b>	1.475	0.130	163,085	47
15	<b>47 A. BASSANI</b>	ITA	Motocorsa Racing	Ducati Panigale V4R	IND	<b>1'37.662</b>	1'37.980		<b>1'37.662</b>	1.767	0.292	162,598	33
16	<b>34 L. BALDASSARRI</b>	ITA	GMT94 Yamaha	Yamaha YZF R1	IND	1'38.283	1'39.056	<b>1'37.801</b>	<b>1'37.801</b>	1.906	0.139	162,366	54
17	<b>60 M. VAN DER MARK</b>	NED	ROKiT BMW Motorrad WorldSBK Team	BMW M1000 RR		<b>1'37.878</b>	1'38.366	1'37.916	<b>1'37.878</b>	1.983	0.077	162,239	53
18	<b>97 X. VIERGE</b>	ESP	Team HRC	Honda CBR1000 RR-R		1'38.068	1'39.625	<b>1'38.053</b>	<b>1'38.053</b>	2.158	0.175	161,949	35
19	<b>28 B. RAY</b>	GBR	Yamaha Motoxrcing WorldSBK Team	Yamaha YZF R1	IND	<b>1'38.364</b>	1'39.368	1'43.239	<b>1'38.364</b>	2.469	0.311	161,437	28
20	<b>38 H. SOOMER</b>	EST	PETRONAS MIE Racing Honda Team	Honda CBR1000 RR-R	IND	1'40.029	1'39.671	<b>1'38.764</b>	<b>1'38.764</b>	2.869	0.400	160,783	48
21	<b>32 I. VINALES</b>	ESP	TPR Team Pedercini Racing	Kawasaki ZX-10RR	IND	1'39.026	1'40.295	<b>1'38.929</b>	<b>1'38.929</b>	3.034	0.165	160,515	47
22	<b>44 L. MAHIAS</b>	FRA	Kawasaki Puccetti Racing	Kawasaki ZX-10RR	IND	1'39.713	1'39.108	<b>1'39.026</b>	<b>1'39.026</b>	3.131	0.097	160,358	49
23	<b>35 H. SYAHRIN</b>	MAS	PETRONAS MIE Racing Honda Team	Honda CBR1000 RR-R	IND		1'40.105	<b>1'39.105</b>	<b>1'39.105</b>	3.210	0.079	160,230	34
24	<b>52 D. KONIG</b>	CZE	Orelac Racing MOVISIO	Kawasaki ZX-10RR	IND	1'40.471	1'39.790	<b>1'39.325</b>	<b>1'39.325</b>	3.430	0.220	159,875	51

09/09/2023

These data/results cannot be reproduced, stored and/or transmitted in whole or in part by any manner of electronic, mechanical, photocopying, recording, broadcasting or otherwise now known or herein after developed without the previous express consent by the copyright owner, except for reproduction in daily press and regular printed publications on sale to the public within 60 days of the event related to those data/results and always provided that copyright symbol appears together as follows below.

© DORNA WSBK ORGANIZATION Srl 2023


**Pirelli French Round, 8-10 September 2023**  
**Best Sectors & Speed Free Practice 3rd Session**
**BEST LAP**

1	<b>1</b>	<b>A. BAUTISTA</b>	Ducati Panigale V4R	1'35.895
2	<b>31</b>	<b>G. GERLOFF</b>	BMW M1000 RR	1'36.322
3	<b>21</b>	<b>M. RINALDI</b>	Ducati Panigale V4R	1'36.431
4	<b>65</b>	<b>J. REA</b>	Kawasaki ZX-10RR	1'36.568
5	<b>45</b>	<b>S. REDDING</b>	BMW M1000 RR	1'36.685
6	<b>9</b>	<b>D. PETRUCCI</b>	Ducati Panigale V4R	1'36.826
7	<b>22</b>	<b>A. LOWES</b>	Kawasaki ZX-10RR	1'36.842
8	<b>87</b>	<b>R. GARDNER</b>	Yamaha YZF R1	1'36.865
9	<b>5</b>	<b>P. OETTL</b>	Ducati Panigale V4R	1'36.887
10	<b>77</b>	<b>D. AEGERTER</b>	Yamaha YZF R1	1'36.979
11	<b>54</b>	<b>T. RAZGATLIOGLU</b>	Yamaha YZF R1	1'37.125
12	<b>55</b>	<b>A. LOCATELLI</b>	Yamaha YZF R1	1'37.154
13	<b>7</b>	<b>I. LECUONA</b>	Honda CBR1000 RR-R	1'37.240
14	<b>76</b>	<b>L. BAZ</b>	BMW M1000 RR	1'37.370
15	<b>34</b>	<b>L. BALDASSARRI</b>	Yamaha YZF R1	1'37.801
16	<b>60</b>	<b>M. VAN DER MARK</b>	BMW M1000 RR	1'37.916
17	<b>97</b>	<b>X. VIERGE</b>	Honda CBR1000 RR-R	1'38.053
18	<b>38</b>	<b>H. SOOMER</b>	Honda CBR1000 RR-R	1'38.764
19	<b>32</b>	<b>I. VINALES</b>	Kawasaki ZX-10RR	1'38.929
20	<b>44</b>	<b>L. MAHIAS</b>	Kawasaki ZX-10RR	1'39.026
21	<b>35</b>	<b>H. SYHRIN</b>	Honda CBR1000 RR-R	1'39.105
22	<b>52</b>	<b>D. KONIG</b>	Kawasaki ZX-10RR	1'39.325
23	<b>28</b>	<b>B. RAY</b>	Yamaha YZF R1	1'43.239
24	<b>47</b>	<b>A. BASSANI</b>	Ducati Panigale V4R	

**SPEED**

1	<b>7</b>	<b>I. LECUONA</b>	Honda CBR1000 RR-R	298,3
2	<b>97</b>	<b>X. VIERGE</b>	Honda CBR1000 RR-R	298,3
3	<b>54</b>	<b>T. RAZGATLIOGLU</b>	Yamaha YZF R1	295,9
4	<b>76</b>	<b>L. BAZ</b>	BMW M1000 RR	295,1
5	<b>38</b>	<b>H. SOOMER</b>	Honda CBR1000 RR-R	295,1
6	<b>1</b>	<b>A. BAUTISTA</b>	Ducati Panigale V4R	294,3
7	<b>31</b>	<b>G. GERLOFF</b>	BMW M1000 RR	294,3
8	<b>77</b>	<b>D. AEGERTER</b>	Yamaha YZF R1	294,3
9	<b>45</b>	<b>S. REDDING</b>	BMW M1000 RR	294,3
10	<b>60</b>	<b>M. VAN DER MARK</b>	BMW M1000 RR	293,5
11	<b>22</b>	<b>A. LOWES</b>	Kawasaki ZX-10RR	293,5
12	<b>55</b>	<b>A. LOCATELLI</b>	Yamaha YZF R1	292,7
13	<b>21</b>	<b>M. RINALDI</b>	Ducati Panigale V4R	292,7
14	<b>9</b>	<b>D. PETRUCCI</b>	Ducati Panigale V4R	292,7
15	<b>65</b>	<b>J. REA</b>	Kawasaki ZX-10RR	291,9
16	<b>34</b>	<b>L. BALDASSARRI</b>	Yamaha YZF R1	291,9
17	<b>87</b>	<b>R. GARDNER</b>	Yamaha YZF R1	289,5
18	<b>5</b>	<b>P. OETTL</b>	Ducati Panigale V4R	289,5
19	<b>35</b>	<b>H. SYHRIN</b>	Honda CBR1000 RR-R	289,5
20	<b>52</b>	<b>D. KONIG</b>	Kawasaki ZX-10RR	288,8
21	<b>32</b>	<b>I. VINALES</b>	Kawasaki ZX-10RR	285,0
22	<b>28</b>	<b>B. RAY</b>	Yamaha YZF R1	284,2
23	<b>44</b>	<b>L. MAHIAS</b>	Kawasaki ZX-10RR	282,0
24	<b>47</b>	<b>A. BASSANI</b>	Ducati Panigale V4R	241,1

**SEG. 1**

1	<b>1</b>	<b>A. BAUTISTA</b>	28.488
2	<b>21</b>	<b>M. RINALDI</b>	28.750
3	<b>31</b>	<b>G. GERLOFF</b>	28.754
4	<b>5</b>	<b>P. OETTL</b>	28.847
5	<b>45</b>	<b>S. REDDING</b>	28.865
6	<b>55</b>	<b>A. LOCATELLI</b>	28.929
7	<b>22</b>	<b>A. LOWES</b>	28.958
8	<b>77</b>	<b>D. AEGERTER</b>	28.960
9	<b>65</b>	<b>J. REA</b>	28.969
10	<b>9</b>	<b>D. PETRUCCI</b>	28.978
11	<b>87</b>	<b>R. GARDNER</b>	29.026
12	<b>7</b>	<b>I. LECUONA</b>	29.031
13	<b>76</b>	<b>L. BAZ</b>	29.146
14	<b>60</b>	<b>M. VAN DER MARK</b>	29.162
15	<b>54</b>	<b>T. RAZGATLIOGLU</b>	29.170
16	<b>97</b>	<b>X. VIERGE</b>	29.191
17	<b>34</b>	<b>L. BALDASSARRI</b>	29.306
18	<b>44</b>	<b>L. MAHIAS</b>	29.402
19	<b>38</b>	<b>H. SOOMER</b>	29.627
20	<b>28</b>	<b>B. RAY</b>	29.694
21	<b>32</b>	<b>I. VINALES</b>	29.741
22	<b>35</b>	<b>H. SYHRIN</b>	29.763
23	<b>52</b>	<b>D. KONIG</b>	29.836

**SEG. 2**

1	<b>31</b>	<b>G. GERLOFF</b>	21.033
2	<b>54</b>	<b>T. RAZGATLIOGLU</b>	21.083
3	<b>21</b>	<b>M. RINALDI</b>	21.091
4	<b>77</b>	<b>D. AEGERTER</b>	21.093
5	<b>45</b>	<b>S. REDDING</b>	21.121
6	<b>1</b>	<b>A. BAUTISTA</b>	21.133
7	<b>55</b>	<b>A. LOCATELLI</b>	21.155
8	<b>65</b>	<b>J. REA</b>	21.192
9	<b>22</b>	<b>A. LOWES</b>	21.194
10	<b>9</b>	<b>D. PETRUCCI</b>	21.206
11	<b>7</b>	<b>I. LECUONA</b>	21.220
12	<b>5</b>	<b>P. OETTL</b>	21.229
13	<b>76</b>	<b>L. BAZ</b>	21.244
14	<b>87</b>	<b>R. GARDNER</b>	21.258
15	<b>34</b>	<b>L. BALDASSARRI</b>	21.335
16	<b>38</b>	<b>H. SOOMER</b>	21.446
17	<b>60</b>	<b>M. VAN DER MARK</b>	21.448
18	<b>97</b>	<b>X. VIERGE</b>	21.464
19	<b>35</b>	<b>H. SYHRIN</b>	21.647
20	<b>52</b>	<b>D. KONIG</b>	21.678
21	<b>32</b>	<b>I. VINALES</b>	21.720
22	<b>44</b>	<b>L. MAHIAS</b>	21.727
23	<b>28</b>	<b>B. RAY</b>	22.358
24	<b>47</b>	<b>A. BASSANI</b>	33.453

**SEG. 3**

1	<b>1</b>	<b>A. BAUTISTA</b>	21.651
2	<b>31</b>	<b>G. GERLOFF</b>	21.684
3	<b>65</b>	<b>J. REA</b>	21.838
4	<b>45</b>	<b>S. REDDING</b>	21.882
5	<b>9</b>	<b>D. PETRUCCI</b>	21.887
6	<b>21</b>	<b>M. RINALDI</b>	21.913
7	<b>7</b>	<b>I. LECUONA</b>	21.942
8	<b>55</b>	<b>A. LOCATELLI</b>	21.962
9	<b>87</b>	<b>R. GARDNER</b>	21.975
10	<b>77</b>	<b>D. AEGERTER</b>	21.977
11	<b>22</b>	<b>A. LOWES</b>	21.978
12	<b>76</b>	<b>L. BAZ</b>	21.997
13	<b>5</b>	<b>P. OETTL</b>	22.006
14	<b>54</b>	<b>T. RAZGATLIOGLU</b>	22.041
15	<b>97</b>	<b>X. VIERGE</b>	22.118
16	<b>60</b>	<b>M. VAN DER MARK</b>	22.146
17	<b>34</b>	<b>L. BALDASSARRI</b>	22.166
18	<b>32</b>	<b>I. VINALES</b>	22.301
19	<b>38</b>	<b>H. SOOMER</b>	22.384
20	<b>44</b>	<b>L. MAHIAS</b>	22.418
21	<b>35</b>	<b>H. SYHRIN</b>	22.550
22	<b>52</b>	<b>D. KONIG</b>	22.561
23	<b>28</b>	<b>B. RAY</b>	23.577

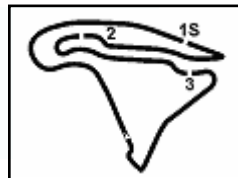
**SEG. 4**

1	<b>65</b>	<b>J. REA</b>	24.505
2	<b>31</b>	<b>G. GERLOFF</b>	24.523
3	<b>1</b>	<b>A. BAUTISTA</b>	24.524
4	<b>87</b>	<b>R. GARDNER</b>	24.598
5	<b>22</b>	<b>A. LOWES</b>	24.608
6	<b>21</b>	<b>M. RINALDI</b>	24.626
7	<b>45</b>	<b>S. REDDING</b>	24.696
8	<b>9</b>	<b>D. PETRUCCI</b>	24.723
9	<b>54</b>	<b>T. RAZGATLIOGLU</b>	24.725
10	<b>55</b>	<b>A. LOCATELLI</b>	24.739
11	<b>7</b>	<b>I. LECUONA</b>	24.751
12	<b>77</b>	<b>D. AEGERTER</b>	24.758
13	<b>5</b>	<b>P. OETTL</b>	24.763
14	<b>76</b>	<b>L. BAZ</b>	24.869
15	<b>60</b>	<b>M. VAN DER MARK</b>	24.941
16	<b>34</b>	<b>L. BALDASSARRI</b>	24.994
17	<b>97</b>	<b>X. VIERGE</b>	25.066
18	<b>38</b>	<b>H. SOOMER</b>	25.068
19	<b>35</b>	<b>H. SYHRIN</b>	25.096
20	<b>32</b>	<b>I. VINALES</b>	25.131
21	<b>52</b>	<b>D. KONIG</b>	25.219
22	<b>44</b>	<b>L. MAHIAS</b>	25.244
23	<b>28</b>	<b>B. RAY</b>	25.536

09/09/2023

These data/results cannot be reproduced, stored and/or transmitted in whole or in part by any manner of electronic, mechanical, photocopying, recording, broadcasting or otherwise now known or herein after developed without the previous express consent by the copyright owner, except for reproduction in daily press and regular printed publications on sale to the public within 60 days of the event related to those data/results and always provided that copyright symbol appears together as follows below.

© DORNA WSBK ORGANIZATION Srl 2023



Magny-Cours 4.411 m

**Pirelli French Round, 8-10 September 2023**  
**Ideal Times Free Practice 3rd Session**

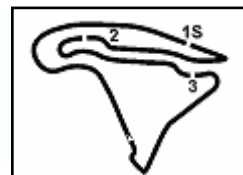
No.	Rider	Nat	Bike	Seg. 1	Seg. 2	Seg. 3	Seg. 4	Ideal Time		
				Diff. 1	Diff. 2	Diff. 3	Diff. 4	Best Lap	Pos.	Diff.
1	<b>1 A. BAUTISTA</b>	ESP	Ducati Panigale V4R	<b>28.488</b> +0.089	21.133 +0.010	<b>21.651</b> +0.289	24.524	<b>1'35.796</b> 1'35.895	1	0.099
2	<b>31 G. GERLOFF</b>	USA	BMW M1000 RR	28.754 +0.005	<b>21.033</b> +0.034	21.684 +0.289	24.523	<b>1'35.994</b> 1'36.322	2	0.328
3	<b>21 M. RINALDI</b>	ITA	Ducati Panigale V4R	28.750 +0.006	21.091	21.913	24.626 +0.045	<b>1'36.380</b> 1'36.431	3	0.051
4	<b>65 J. REA</b>	GBR	Kawasaki ZX-10RR	28.969 +0.064	21.192	21.838	<b>24.505</b>	<b>1'36.504</b> 1'36.568	4	0.064
5	<b>45 S. REDDING</b>	GBR	BMW M1000 RR	28.865 +0.121	21.121	21.882	24.696	<b>1'36.564</b> 1'36.685	5	0.121
6	<b>22 A. LOWES</b>	GBR	Kawasaki ZX-10RR	28.958	21.194 +0.031	21.978	24.608 +0.073	<b>1'36.738</b> 1'36.842	7	0.104
7	<b>55 A. LOCATELLI</b>	ITA	Yamaha YZF R1	28.929 +0.107	21.155	21.962 +0.140	24.739 +0.122	<b>1'36.785</b> 1'37.154	12	0.369
8	<b>77 D. AEGERTER</b>	SUI	Yamaha YZF R1	28.960	21.093 +0.059	21.977 +0.040	24.758 +0.092	<b>1'36.788</b> 1'36.979	10	0.191
9	<b>9 D. PETRUCCI</b>	ITA	Ducati Panigale V4R	28.978 +0.023	21.206	21.887 +0.009	24.723	<b>1'36.794</b> 1'36.826	6	0.032
10	<b>5 P. OETTL</b>	GER	Ducati Panigale V4R	28.847	21.229	22.006	24.763 +0.042	<b>1'36.845</b> 1'36.887	9	0.042
11	<b>87 R. GARDNER</b>	AUS	Yamaha YZF R1	29.026 +0.008	21.258	21.975	24.598	<b>1'36.857</b> 1'36.865	8	0.008
12	<b>7 I. LECUONA</b>	ESP	Honda CBR1000 RR-R	29.031 +0.160	21.220 +0.095	21.942 +0.041	24.751	<b>1'36.944</b> 1'37.240	13	0.296
13	<b>54 T. RAZGATLIOGLU</b>	TUR	Yamaha YZF R1	29.170	21.083	22.041 +0.106	24.725	<b>1'37.019</b> 1'37.125	11	0.106
14	<b>76 L. BAZ</b>	FRA	BMW M1000 RR	29.146	21.244	21.997 +0.077	24.869 +0.037	<b>1'37.256</b> 1'37.370	14	0.114
15	<b>60 M. VAN DER MARK</b>	NED	BMW M1000 RR	29.162 +0.046	21.448 +0.106	22.146 +0.067	24.941	<b>1'37.697</b> 1'37.916	16	0.219
16	<b>34 L. BALDASSARRI</b>	ITA	Yamaha YZF R1	29.306	21.335	22.166	24.994	<b>1'37.801</b> 1'37.801	15	
17	<b>97 X. VIERGE</b>	ESP	Honda CBR1000 RR-R	29.191 +0.214	21.464	22.118	25.066	<b>1'37.839</b> 1'38.053	17	0.214
18	<b>38 H. SOOMER</b>	EST	Honda CBR1000 RR-R	29.627	21.446 +0.124	22.384 +0.115	25.068	<b>1'38.525</b> 1'38.764	18	0.239
19	<b>44 L. MAHIAS</b>	FRA	Kawasaki ZX-10RR	29.402	21.727 +0.113	22.418 +0.083	25.244 +0.039	<b>1'38.791</b> 1'39.026	20	0.235
20	<b>32 I. VINALES</b>	ESP	Kawasaki ZX-10RR	29.741	21.720 +0.036	22.301	25.131	<b>1'38.893</b> 1'38.929	19	0.036
21	<b>35 H. SYHRIN</b>	MAS	Honda CBR1000 RR-R	29.763	21.647 +0.001	22.550	25.096 +0.048	<b>1'39.056</b> 1'39.105	21	0.049
22	<b>52 D. KONIG</b>	CZE	Kawasaki ZX-10RR	29.836	21.678	22.561 +0.027	25.219 +0.004	<b>1'39.294</b> 1'39.325	22	0.031
23	<b>28 B. RAY</b>	GBR	Yamaha YZF R1	29.694 +0.557	22.358	23.577 +1.500	25.536 +0.017	<b>1'41.165</b> 1'43.239	23	2.074
	<b>47 A. BASSANI</b>	ITA	Ducati Panigale V4R							
<b>Overall Ideal Time</b>				28.488	21.033	21.651	24.505	<b>1'35.677</b>		

09/09/2023

These data/results cannot be reproduced, stored and/or transmitted in whole or in part by any manner of electronic, mechanical, photocopying, recording, broadcasting or otherwise now known or herein after developed without the previous express consent by the copyright owner, except for reproduction in daily press and regular printed publications on sale to the public within 60 days of the event related to those data/results and always provided that copyright symbol appears together as follows below.

© DORNA WSBK ORGANIZATION Srl 2023

**FIGR PERUGIA TIMING**

Magny-Cours 4.411 m

**Pirelli French Round, 8-10 September 2023**  
**Chronological Analysis Free Practice 3rd Session**
**1 / 4**

<b>1° 1 A. BAUTISTA [1'35.895]</b>							
Lap	Seg1	Seg2	Seg3	Seg4	Lap Time	km/h	Local Time
1		22.543	23.065	25.657		252,3	9:01'48.497
2	29.658	21.299	22.456	24.999	1'38.412	282,0	9:03'26.909
3	29.241	21.465	22.330	24.783	1'37.819	288,8	9:05'04.728
4	28.932	21.405	22.149	24.978	1'37.464	289,5	9:06'42.192
5	28.682	21.396	22.129	24.979	1'37.186	288,0	9:08'19.378
6	29.068	21.364	22.068	24.881	1'37.381	285,7	9:09'56.759
7	28.842	21.357	22.180	24.731	1'37.110	286,5	9:11'33.869
8	28.775	21.325	21.901	24.991	1'36.992	291,9	9:13'10.861
9	28.951	21.216	21.860	24.796	1'36.823	290,3	9:14'47.684
10	29.123	24.556	22.373	25.011	1'41.063	291,9	9:16'28.747
11	28.889	21.183	21.982	24.873	1'36.927	291,1	9:18'05.674
12	28.753	21.179	21.908	24.750	1'36.590	287,2	9:19'42.264
13	28.621	21.931	22.000	24.867	1'37.419	<b>294,3</b>	9:21'19.683
14	28.918	21.174	21.973	29.409	1'41.474CP	290,3	9:23'01.157
15	2'41.314	21.869	22.252	24.888	3'50.323P	276,9	9:26'51.480
16	<b>28.488</b>	<b>21.133</b>	22.264	24.600	1'36.485	288,8	9:28'27.965
17	28.577	21.143	<b>21.651</b>	<b>24.524</b>	<b>1'35.895</b>	289,5	9:30'03.860

5	29.098	21.366	22.007	24.739	1'37.210	275,5	9:08'45.723
6	29.230	21.597	22.236	26.419	1'39.482	279,8	9:10'25.205
7	33.434	21.928	22.388	25.220	1'42.970	263,4	9:12'08.175
8	29.120	21.524	27.256	27.252	1'45.152CP	291,1	9:13'53.327
9	6'55.621	21.914	23.241	24.693	8'05.469P	286,5	9:21'58.796
10	29.033	<b>21.192</b>	<b>21.838</b>	<b>24.505</b>	<b>1'36.568</b>	288,8	9:23'35.364
11	<b>28.969</b>	21.241	21.939	24.670	1'36.819	<b>291,9</b>	9:25'12.183
12	29.190	21.243	21.872	24.665	1'36.970	288,8	9:26'49.153
13	29.009	21.331	22.086	24.632	1'37.058	<b>291,9</b>	9:28'26.211
14	28.998	21.204	22.021	24.677	1'36.900	289,5	9:30'03.111

<b>2° 31 G. GERLOFF [1'36.322]</b>							
Lap	Seg1	Seg2	Seg3	Seg4	Lap Time	km/h	Local Time
1		21.673	22.907	25.656		287,2	9:01'44.713
2	29.757	21.334	22.260	25.062	1'38.413	291,1	9:03'23.126
3	29.218	21.302	22.172	25.004	1'37.696	292,7	9:05'00.822
4	29.228	21.223	22.162	25.094	1'37.707	291,1	9:06'38.529
5	29.066	21.152	22.037	24.828	1'37.083	291,9	9:08'15.612
6	29.091	21.284	22.236	24.801	1'37.412	292,7	9:09'53.024
7	29.527	21.645	22.672	27.012	1'40.856P	287,2	9:11'33.880
8	4'21.836	21.752	22.577	25.169	5'31.334P	284,2	9:17'05.214
9	28.856	21.463	21.927	24.588	1'36.834	293,5	9:18'42.048
10	28.759	21.067	21.973	<b>24.523</b>	<b>1'36.322</b>	292,7	9:20'18.370
11	28.869		24.620	1'38.955	291,1	9:21'57.325	
12	28.841	21.174	21.918	24.542	1'36.475	<b>294,3</b>	9:23'33.800
13	<b>28.754</b>	21.177	<b>21.684</b>	24.710	1'36.325	289,5	9:25'10.125
14	29.531	21.229	22.038	24.773	1'37.571	293,5	9:26'47.696
15	28.778	21.228	21.883	24.629	1'36.518	286,5	9:28'24.214
16	28.798	<b>21.033</b>	21.987	24.612	1'36.430	293,5	9:30'00.644

<b>5° 45 S. REDDING [1'36.685]</b>							
Lap	Seg1	Seg2	Seg3	Seg4	Lap Time	km/h	Local Time
1		24.890	25.273	28.558		225,0	9:02'06.325
2	2'11.609	23.242	25.297	25.141	3'25.289P	255,9	9:05'31.614
3	29.289	21.497	22.054	24.848	1'37.688	287,2	9:07'09.302
4	29.174	21.263	22.055	24.817	1'37.309	293,5	9:08'46.611
5	29.179	21.430	22.034	27.424	1'40.067	285,7	9:10'26.678
6	29.205	21.260	21.913	24.832	1'37.210	289,5	9:12'03.888
7	29.576	28.570	22.571	30.547	1'51.264CP	285,0	9:13'55.152
8	4'04.868	22.103	22.679	25.236	5'14.886P	267,3	9:19'10.038
9	29.187	21.237	22.469	25.602	1'38.495	276,2	9:20'48.533
10	<b>28.865</b>	22.755	22.275	25.005	1'38.900	292,7	9:22'27.433
11	28.986	<b>21.121</b>	<b>21.882</b>	<b>24.696</b>	<b>1'36.685</b>	292,7	9:24'04.118
12	29.146	21.133	22.774	27.026	1'40.079C	293,5	9:25'44.197
13	29.183	29.580	23.712	26.209	1'48.684C	293,5	9:27'32.881
14	29.151	21.196	21.912	24.808	1'37.067	<b>294,3</b>	9:29'09.948
15	29.503	21.434	21.898	24.826	1'37.661	290,3	9:30'47.609

<b>3° 21 M. RINALDI [1'36.431]</b>							
Lap	Seg1	Seg2	Seg3	Seg4	Lap Time	km/h	Local Time
1		23.605	23.712	26.124		234,8	9:02'44.878
2	29.476	21.556	22.412	25.356	1'38.800	285,7	9:04'23.678
3	29.138	21.378	22.411	25.002	1'37.929	288,8	9:06'01.607
4	29.226	21.297	22.114	24.813	1'37.450	286,5	9:07'39.057
5	29.078	21.217	22.022	24.780	1'37.097	286,5	9:09'16.154
6	30.652	24.156	25.520	30.695	1'51.023P	251,2	9:11'07.177
7	7'23.010	26.908	22.677	25.516	8'38.111P	268,7	9:19'45.288
8	28.911	21.623	21.995	24.771	1'37.300	291,9	9:21'22.588
9	<b>28.750</b>	21.206	22.000	24.707	1'36.663C	284,2	9:22'59.251
10	28.756	<b>21.091</b>	<b>21.913</b>	24.671	<b>1'36.431</b>	288,0	9:24'35.682
11	32.157	28.279	23.211	26.130	1'49.777	235,3	9:26'25.459
12	29.024	21.279	22.010	24.771	1'37.084	286,5	9:28'02.543
13	28.958	27.720	24.806	25.286	1'46.770	<b>292,7</b>	9:29'49.313
14	28.942	21.290	21.990	<b>24.626</b>	1'36.848	285,7	9:31'26.161

<b>6° 9 D. PETRUCCI [1'36.826]</b>							
Lap	Seg1	Seg2	Seg3	Seg4	Lap Time	km/h	Local Time
1		22.899	23.641	25.973		259,6	9:01'56.909
2	29.497	21.781	22.733	25.504	1'39.515	290,3	9:03'36.424
3	29.524	21.551	22.210	25.186	1'38.471	290,3	9:05'14.895
4	29.502	21.547	22.133	25.022	1'38.204	<b>292,7</b>	9:06'53.099
5	29.221	21.539	22.133	24.992	1'37.885	290,3	9:08'30.984
6	31.321	21.914	22.768	25.633	1'41.636	272,0	9:10'12.620
7	29.285	21.283	22.058	24.929	1'37.555	291,9	9:11'50.175
8	33.917	23.919	23.318	33.454	1'54.608P	226,4	9:13'44.783
9	4'34.399	21.704	22.446	25.182	5'43.731P	288,0	9:19'28.514
10	<b>28.978</b>	21.296	22.012	24.800	1'37.086	291,9	9:21'05.600
11	29.130	21.344	21.888	24.832	1'37.194	288,8	9:22'42.794
12	29.110	21.265	<b>21.887</b>	24.913	1'37.175	291,1	9:24'19.969
13	29.050	21.237	22.041	24.796	1'37.124	290,3	9:25'57.093
14	29.137	21.333	28.644	31.504	1'50.618	291,1	9:27'47.711
15	29.222	21.399	22.042	24.990	1'37.653	287,2	9:29'25.364
16	29.001	<b>21.206</b>	21.896	<b>24.723</b>	<b>1'36.826</b>	<b>292,7</b>	9:31'02.190

<b>4° 65 J. REA [1'36.568]</b>							
Lap	Seg1	Seg2	Seg3	Seg4	Lap Time	km/h	Local Time
1		22.384	23.282	25.415		264,1	9:02'14.350
2	29.304	21.511	22.404	25.069	1'38.288	289,5	9:03'52.638
3	29.354	21.352	22.490	25.362	1'38.558	286,5	9:05'31.196
4	29.213	21.407	22.092	24.605	1'37.317	275,5	9:07'08.513

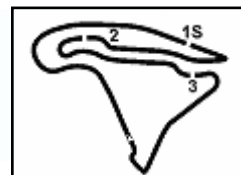
<b>7° 22 A. LOWES [1'36.842]</b>							
Lap	Seg1	Seg2	Seg3	Seg4	Lap Time	km/h	Local Time
1		22.636	22.874	25.288		272,0	9:02'12.799
2	29.101	21.566	22.386	24.795	1'37.848	270,7	9:03'50.647
3	29.162	21.545	28.357	27.682	1'46.746	291,1	9:05'37.393
4	29.179	21.266	22.046	<b>24.608</b>	1'37.099	288,0	9:07'14.492
5	<b>28.958</b>	21.225	<b>21.978</b>	24.681	<b>1'36.842</b>	<b>293,5</b>	9:08'51.334
6	28.980	21.385	22.008	24.783	1'37.156	292,7	9:10'28.490
7	28.988	26.915	25.363	27.917	1'49.183P	291,1	9:12'17.673
8	7'07.247	22.144	22.616	25.300	8'17.307P	274,8	9:20'34.980
9	29.424	21.456	22.181	24.850	1'37.911	282,7	9:22'12.891
10	29.195	21.296	22.069	24.857	1'37.417	291,1	9:23'50.308
11	29.158	21.379	22.047	24.745	1'37.329	290,3	9:25'27.637
12	29.365	<b>21.194</b>	22.199	24.768	1'37.526	<b>293,5</b>	9:27'05.163
13	29.091	21.273	22.085	24.783	1'37.232	291,9	9:28'42.395

09/09/2023

P = Pits In/Out - C = Lap Time Cancelled

These data/results cannot be reproduced, stored and/or transmitted in whole or in part by any manner of electronic, mechanical, photocopying, recording, broadcasting or otherwise now known or herein after developed without the previous express consent by the copyright owner, except for reproduction in daily press and regular printed publications on sale to the public within 60 days of the event related to those data/results and always provided that copyright symbol appears together as follows below.

© DORNA WSBK ORGANIZATION Srl 2023



### Pirelli French Round, 8-10 September 2023

#### Chronological Analysis Free Practice 3rd Session

2 / 4

14 29.256 21.720 29.988 25.306 1'46.270 292,7 9:30'28.665

**8°** **87 R. GARDNER [1'36.865]**

Lap	Seg1	Seg2	Seg3	Seg4	Lap Time	km/h	Local Time
1		22.809	24.225	32.023		266,0	9:02'02.725
2	30.007	22.273	22.725	29.216	1'44.221	287,2	9:03'46.946
3	29.935	23.007	22.391	25.057	1'40.390	272,7	9:05'27.336
4	29.585	21.574	22.337	25.058	1'38.554	282,7	9:07'05.890
5	29.351	21.502	22.239	25.448	1'38.540	280,5	9:08'44.430
6	29.252	21.568	22.106	24.832	1'37.758	287,2	9:10'22.188
7	29.350	21.535	22.325	25.158	1'38.368	287,2	9:12'00.556
8	29.375	21.414	22.158	1'30.211	2'43.158P	<b>289,5</b>	9:14'43.714
9	10'13.302	22.572	35.963	30.666	11'42.503P	271,4	9:26'26.217
10	29.297	21.272	22.197	24.780	1'37.546	<b>289,5</b>	9:28'03.763
11	29.034	<b>21.258</b>	<b>21.975</b>	<b>24.598</b>	<b>1'36.865</b>	288,0	9:29'40.628
12	<b>29.026</b>	21.374	22.137	24.847	1'37.384	288,8	9:31'18.012

7 29.233 21.291 22.084 27.846 1'40.454P 292,7 9:12'06.589  
 8 5'53.358 22.049 22.668 25.172 7'03.247P 286,5 9:19'09.836  
 9 29.322 21.155 22.381 25.107 1'37.965 295,1 9:20'47.801  
 10 29.212 21.104 22.186 24.745 1'37.247 292,7 9:22'25.048  
 11 30.238 21.801 22.928 27.796 1'42.763P 288,0 9:24'07.811  
 12 1'53.597 21.453 22.222 24.960 3'02.232P 288,0 9:27'10.043  
 13 29.195 21.161 22.077 24.784 1'37.217 292,7 9:28'47.260  
 14 33.455 22.149 22.547 27.543 1'45.694P 274,8 9:30'32.954

**12°** **55 A. LOCATELLI [1'37.154]**

Lap	Seg1	Seg2	Seg3	Seg4	Lap Time	km/h	Local Time
1		27.267	25.918	27.015		213,0	9:02'05.975
2	30.030	21.705	22.844	25.570	1'40.149	288,8	9:03'46.124
3	30.357	21.602	22.582	25.395	1'39.936	288,8	9:05'26.060
4	29.522	21.464	22.534	25.138	1'38.658	284,2	9:07'04.718
5	30.163	21.460	22.496	27.535	1'41.654P	285,0	9:08'46.372
6	3'13.719	22.134	22.845	26.062	4'24.760P	262,8	9:13'11.132
7	29.031	21.197	22.092	24.867	1'37.187	287,2	9:14'48.319
8	28.948	21.653	22.222	24.973	1'37.796	<b>292,7</b>	9:16'26.115
9	29.036	<b>21.155</b>	22.102	24.861	<b>1'37.154</b>	286,5	9:18'03.269
10	29.321	21.221	22.045	24.917	1'37.504	288,0	9:19'40.773
11	29.294	23.146	22.295	24.959	1'39.694	291,1	9:21'20.467
12	<b>28.929</b>	21.293	22.058	24.848	1'37.128C	<b>292,7</b>	9:22'57.595
13	31.091	21.647	22.429	28.501	1'43.668P	268,0	9:24'41.263
14	2'50.986	22.214	23.873	29.271	4'06.344P	269,3	9:28'47.607
15	29.258	21.236	<b>21.962</b>	<b>24.739</b>	1'37.195	291,9	9:30'24.802

**9°** **5 P. OETTL [1'36.887]**

Lap	Seg1	Seg2	Seg3	Seg4	Lap Time	km/h	Local Time
1		22.185	23.054	26.341		251,2	9:01'58.686
2	29.977	21.899	22.647	25.658	1'40.181	260,2	9:03'38.867
3	29.411	21.438	22.398	25.069	1'38.316	279,8	9:05'17.183
4	29.114	21.391	22.226	33.968	1'46.699	280,5	9:07'03.882
5	30.246	21.462	22.434	29.583	1'43.725	285,0	9:08'47.607
6	29.131	21.314	22.101	25.340	1'37.886	284,2	9:10'25.493
7	32.203	21.565	22.198	25.396	1'41.362	272,0	9:12'06.855
8	28.959	26.716	22.800	27.014	1'45.489CP	280,5	9:13'52.344
9	4'59.225	24.289	22.978	25.007	6'11.499P	284,2	9:20'03.843
10	29.468	21.340	22.018	24.842	1'37.668	<b>289,5</b>	9:21'41.511
11	28.882	21.297	22.204	25.063	1'37.446	288,8	9:23'18.957
12	28.953	21.290	22.278	<b>24.763</b>	1'37.284	286,5	9:24'56.241
13	<b>28.847</b>	<b>21.229</b>	<b>22.006</b>	24.805	<b>1'36.887</b>	285,7	9:26'33.128
14	32.766	23.983	23.117	25.251	1'45.117	275,5	9:28'18.245
15	29.034	21.523	22.274	24.965	1'37.796	288,8	9:29'56.041
16	29.018	21.414	22.262	25.010	1'37.704	286,5	9:31'33.745

**13°** **7 I. LECUONA [1'37.240]**

Lap	Seg1	Seg2	Seg3	Seg4	Lap Time	km/h	Local Time
1		23.166	23.263	25.975		242,2	9:01'51.051
2	29.921	22.689	22.878	25.510	1'40.998	273,4	9:03'32.049
3	29.682	21.786	22.495	25.238	1'39.201	290,3	9:05'11.250
4	29.384	21.700	22.232	25.159	1'38.475	292,7	9:06'49.725
5	29.337	21.618	22.238	25.002	1'38.195	291,1	9:08'27.920
6	29.300	21.480	22.224	27.254	1'40.258P	295,1	9:10'08.178
7	3'23.571	21.947	22.356	25.522	4'33.396P	279,1	9:14'41.574
8	29.326	21.473	22.181	24.815	1'37.795	291,1	9:16'19.369
9	29.191	21.315	21.983	<b>24.751</b>	<b>1'37.240</b>	297,5	9:17'56.609
10	29.052	21.305	<b>21.942</b>	25.050	1'37.349	295,1	9:19'33.958
11	29.119	<b>21.220</b>	22.055	24.893	1'37.287	297,5	9:21'11.245
12	29.263	21.339	22.147	50.590	2'03.339	296,7	9:23'14.584
13	30.629	21.740	22.414	25.128	1'39.911	286,5	9:24'54.495
14	29.127	21.300	22.121	24.869	1'37.417	293,5	9:26'31.912
15	<b>29.031</b>	21.323	22.106	24.900	1'37.360	<b>298,3</b>	9:28'09.272
16	29.075	21.557	26.009	26.529	1'43.170	295,9	9:29'52.442
17	29.336	21.509	22.483	26.975	1'40.303C	296,7	9:31'32.745

**10°** **77 D. AEGERTER [1'36.979]**

Lap	Seg1	Seg2	Seg3	Seg4	Lap Time	km/h	Local Time
1		23.729	23.427	26.204		241,1	9:02'11.637
2	29.837	21.813	22.672	25.050	1'39.372	278,4	9:03'51.009
3	29.149	21.504	22.540	25.194	1'38.387	272,0	9:05'29.396
4	29.245	21.639	22.214	25.004	1'38.102	285,0	9:07'07.498
5	29.177	21.277	22.189	25.111	1'37.754	291,9	9:08'45.252
6	29.363	21.428	22.196	29.209	1'42.196	290,3	9:10'27.448
7	29.465	21.716	22.408	25.213	1'38.802	291,9	9:12'06.250
8	29.192	21.574	22.233	29.065	1'42.064CP	284,2	9:13'48.314
9	6'19.012	42.093	23.484	25.584	7'50.173P	274,8	9:21'38.487
10	29.069	21.278	22.030	<b>24.758</b>	1'37.135	292,7	9:23'15.622
11	29.229	21.286	22.363	24.882	1'37.760	291,9	9:24'53.382
12	<b>28.960</b>	21.152	22.017	24.850	<b>1'36.979</b>	291,9	9:26'30.361
13	28.966	<b>21.093</b>	22.004	25.278	1'37.341	<b>294,3</b>	9:28'07.702
14	28.993	21.170	22.031	25.059	1'37.253	293,5	9:29'44.955
15	28.972	21.195	<b>21.977</b>	25.047	1'37.191	293,5	9:31'22.146

**14°** **76 L. BAZ [1'37.370]**

Lap	Seg1	Seg2	Seg3	Seg4	Lap Time	km/h	Local Time
1		22.155	22.910	25.379		264,7	9:01'45.465
2	29.845	21.857	22.948	25.216	1'39.866	279,1	9:03'25.331
3	29.565	21.562	22.463	25.138	1'38.728	285,7	9:05'04.059
4	29.620	21.692	22.438	25.018	1'38.768	282,0	9:06'42.827
5	29.623	22.564	23.360	28.204	1'43.751P	268,0	9:08'26.578
6	7'32.675	22.125	22.626	24.967	8'42.393P	279,8	9:17'08.971
7	29.374	21.476	22.254	24.892	1'37.996	286,5	9:18'46.967
8	29.259	21.409	22.084	<b>24.869</b>	1'37.621	289,5	9:20'24.588
9	29.538	21.416	22.120	25.063	1'38.137	291,9	9:22'02.725
10	29.434	21.592	22.201	24.931	1'38.158C	290,3	9:23'40.883
11	29.304	21.611	22.061	24.926	1'37.902	<b>295,1</b>	9:25'18.785
12	29.212	21.390	22.188	25.015	1'37.805	290,3	9:26'56.590
13	<b>29.146</b>	<b>21.244</b>	22.074	24.906	<b>1'37.370</b>	289,5	9:28'33.960
14	29.249	21.395	<b>21.997</b>	24.884	1'37.525	291,9	9:30'11.485

09/09/2023

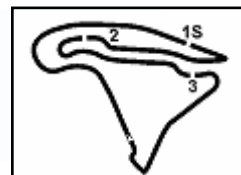
P = Pits In/Out - C = Lap Time Cancelled

These data/results cannot be reproduced, stored and/or transmitted in whole or in part by any manner of electronic, mechanical, photocopying, recording, broadcasting or otherwise now known or herein after developed without the previous express consent by the copyright owner, except for reproduction in daily press and regular printed publications on sale to the public within 60 days of the event related to those data/results and always provided that copyright symbol appears together as follows below.

© DORNA WSBK ORGANIZATION Srl 2023

FICR PERUGIA TIMING





**Pirelli French Round, 8-10 September 2023**  
**Chronological Analysis Free Practice 3rd Session**

Magny-Cours 4.411 m

3 / 4

**15° 34 L. BALDASSARRI [1'37.801]**

Lap	Seg1	Seg2	Seg3	Seg4	Lap Time	km/h	Local Time
1		22.573	23.375	25.934		245,5	9:01'47.815
2	30.265	22.162	22.736	25.416	1'40.579	273,4	9:03'28.394
3	29.872	21.760	22.619	25.322	1'39.573	287,2	9:05'07.967
4	29.686	21.603	23.113	28.875	1'43.277	283,5	9:06'51.244
5	29.906	21.563	22.635	25.361	1'39.465	288,0	9:08'30.799
6	34.059	23.102	23.364	28.213	1'48.738P	259,0	9:10'19.447
7	4'54.787	22.020	24.011	26.104	6'06.922P	272,0	9:16'26.369
8	<b>29.306</b>	<b>21.335</b>	<b>22.166</b>	<b>24.994</b>	<b>1'37.801</b>	288,8	9:18'04.170
9	31.765	22.962	23.335	28.016	1'46.078P	228,8	9:19'50.248
10	5'52.970	21.488	22.628	30.148	7'07.234P	282,7	9:26'57.482
11	29.525	21.488	22.424	25.164	1'38.601	290,3	9:28'36.083
12	29.454	22.993	29.195	26.586	1'48.228C	<b>291,9</b>	9:30'24.311

10	29.815	21.541	22.534	25.296	1'39.186	293,5	9:23'31.090
11	<b>29.627</b>	21.570	22.499	<b>25.068</b>	<b>1'38.764</b>	291,9	9:25'09.854
12	30.318	21.585	<b>22.384</b>	25.674	1'39.961	285,0	9:26'49.815
13	29.703	<b>21.446</b>	23.899	26.592	1'41.640C	<b>295,1</b>	9:28'31.455
14	30.216	21.721	22.422	25.116	1'39.475	289,5	9:30'10.930

**19° 32 I. VINALES [1'38.929]**

Lap	Seg1	Seg2	Seg3	Seg4	Lap Time	km/h	Local Time
1		22.857	23.002	26.094		237,9	9:01'48.657
2	30.037	22.040	22.580	25.458	1'40.115	263,4	9:03'28.772
3	29.983	22.098	22.456	25.352	1'39.889	276,2	9:05'08.661
4	29.763	<b>21.720</b>	22.501	25.356	1'39.340	278,4	9:06'48.001
5	30.257	27.543	22.524	25.264	1'45.588	276,2	9:08'33.589
6	29.808	21.793	22.684	25.916	1'40.201	280,5	9:10'13.790
7	<b>29.741</b>	21.756	<b>22.301</b>	<b>25.131</b>	<b>1'38.929</b>	273,4	9:11'52.719
8	30.041	24.687	23.261	27.471	1'45.460P	280,5	9:13'38.179
9	6'21.333	26.919	22.786	25.566	7'36.604P	272,0	9:21'14.783
10	30.156	21.977	22.663	25.371	1'40.167C	279,1	9:22'54.950
11	30.166	21.924	22.631	27.253	1'41.974P	<b>285,0</b>	9:24'36.924
12	3'00.042	24.332	22.891	25.694	4'12.959P	267,3	9:28'49.883
13	30.326	22.061	22.853	25.481	1'40.721	275,5	9:30'30.604

**16° 60 M. VAN DER MARK [1'37.916]**

Lap	Seg1	Seg2	Seg3	Seg4	Lap Time	km/h	Local Time
1		22.333	22.602	25.400		255,9	9:01'46.014
2	29.559	21.744	22.430	25.173	1'38.906	279,1	9:03'24.920
3	29.303	21.600	22.198	25.185	1'38.286	284,2	9:05'03.206
4	29.309	21.517	22.218	25.024	1'38.068	291,9	9:06'41.274
5	29.208	21.554	22.213	<b>24.941</b>	<b>1'37.916</b>	291,1	9:08'19.190
6	29.225	21.552	22.173	25.262	1'38.212	288,0	9:09'57.402
7	29.246	24.984	23.944	28.796	1'46.970P	291,1	9:11'44.372
8	8'14.602	22.149	22.449	28.181	9'27.381P	278,4	9:21'11.753
9	29.317	22.042	24.540	25.338	1'41.237C	288,8	9:22'52.990
10	29.358	<b>21.448</b>	<b>22.146</b>	25.074	1'38.026	292,7	9:24'31.016
11	<b>29.162</b>	21.460	22.222	25.200	1'38.044	292,7	9:26'09.060
12	<b>29.162</b>	21.559	22.180	25.130	1'38.031	292,7	9:27'47.091
13	29.182	21.488	22.198	25.814	1'38.682	<b>293,5</b>	9:29'25.773
14	29.264	21.587	22.194	25.059	1'38.104	290,3	9:31'03.877

**20° 44 L. MAHIAS [1'39.026]**

Lap	Seg1	Seg2	Seg3	Seg4	Lap Time	km/h	Local Time
1		23.289	23.848	26.684		249,4	9:01'58.125
2	29.878	22.132	22.985	25.566	1'40.561	277,6	9:03'38.686
3	29.974	22.029	22.839	25.580	1'40.422	272,7	9:05'19.108
4	30.051	21.999	22.790	25.549	1'40.389	278,4	9:06'59.497
5	29.992	22.014	22.855	35.136	1'49.997P	279,8	9:08'49.494
6	6'06.456	27.583	23.680	27.900	7'25.619P	233,8	9:16'15.113
7	29.866	21.895	22.489	<b>25.244</b>	1'39.494	<b>282,0</b>	9:17'54.607
8	29.830	21.797	22.441	25.571	1'39.639	279,8	9:19'34.246
9	<b>29.402</b>	21.840	22.501	25.283	<b>1'39.026</b>	280,5	9:21'13.272
10	29.747	21.730	22.616	25.168	1'39.261C	279,1	9:22'52.533
11	29.989	<b>21.727</b>	<b>22.418</b>	25.309	1'39.443	268,0	9:24'31.976
12	37.349	27.487	24.104	26.623	1'55.563C	219,5	9:26'27.539
13	29.714	21.875	22.523	25.291	1'39.403	278,4	9:28'06.942
14	33.926	26.070	24.633	33.748	1'58.377	221,3	9:30'05.319

**17° 97 X. VIERGE [1'38.053]**

Lap	Seg1	Seg2	Seg3	Seg4	Lap Time	km/h	Local Time
1		22.921	24.130	26.343		246,6	9:01'57.566
2	29.435	21.730	22.581	25.581	1'39.327	287,2	9:03'36.893
3	29.353	21.769	22.330	25.129	1'38.581	283,5	9:05'15.474
4	29.314	21.946	22.277	25.233	1'38.770	259,6	9:06'54.244
5	29.319	21.484	22.323	25.126	1'38.252	292,7	9:08'32.496
6	29.360	22.171	23.548	25.890	1'40.969C	291,9	9:10'13.465
7	29.205	21.554	22.290	25.091	1'38.140	291,1	9:11'51.605
8	29.782	24.314	23.205	27.248	1'44.549P	282,7	9:13'36.154
9	6'20.251	23.457	22.123	26.190	7'32.021CP	245,5	9:21'08.175
10	29.405	<b>21.464</b>	<b>22.118</b>	<b>25.066</b>	<b>1'38.053</b>	295,1	9:22'46.228
11	29.283	25.381	22.735	32.716	1'50.115	292,7	9:24'36.343
12	29.560	22.187	22.664	25.610	1'40.021	288,8	9:26'16.364
13	29.207	21.509	22.355	25.146	1'38.217	<b>298,3</b>	9:27'54.581
14	29.229	21.486	22.190	25.216	1'38.121	295,9	9:29'32.702
15	<b>29.191</b>	21.674	22.266	26.050	1'39.181	<b>298,3</b>	9:31'11.883

**21° 35 H. SYAHRIN [1'39.105]**

Lap	Seg1	Seg2	Seg3	Seg4	Lap Time	km/h	Local Time
1		24.133	24.637	26.886		240,0	9:02'09.956
2	30.912	22.269	23.444	25.904	1'42.529	275,5	9:03'52.485
3	30.228	22.081	23.012	25.712	1'41.033	257,1	9:05'33.518
4	30.008	22.054	22.753	25.353	1'40.168	276,9	9:07'13.686
5	29.895	21.926	22.786	25.319	1'39.926	262,8	9:08'53.612
6	29.823	21.752	22.760	25.323	1'39.658	282,0	9:10'33.270
7	33.125	24.941	24.924	29.898	1'52.888P	247,1	9:12'26.158
8	6'25.880	23.732	23.783	25.402	7'38.797P	267,3	9:20'04.955
9	29.863	21.675	22.686	25.134	1'39.358	282,7	9:21'44.313
10	29.918	<b>21.647</b>	22.669	25.130	1'39.364	280,5	9:23'23.677
11	29.837	21.648	22.663	<b>25.096</b>	1'39.244	283,5	9:25'02.921
12	<b>29.763</b>	21.648	<b>22.550</b>	25.144	<b>1'39.105</b>	278,4	9:26'42.026
13	34.400	26.061	24.842	29.455	1'54.758	165,4	9:28'36.784
14	29.860	21.895	22.653	25.209	1'39.617	<b>289,5</b>	9:30'16.401

**22° 52 D. KONIG [1'39.325]**

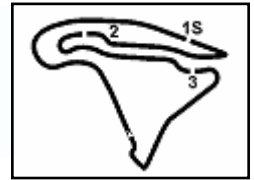
Lap	Seg1	Seg2	Seg3	Seg4	Lap Time	km/h	Local Time
1		23.397	23.907	27.014		C 235,8	9:01'51.307
2	30.476	22.327	23.178	25.737	1'41.718	280,5	9:03'33.025
3	30.481	22.089	22.976	25.604	1'41.150	283,5	9:05'14.175
4	30.377	23.007	23.879	29.267	1'46.530C	270,7	9:07'00.705

09/09/2023 P = Pits In/Out - C = Lap Time Cancelled

These data/results cannot be reproduced, stored and/or transmitted in whole or in part by any manner of electronic, mechanical, photocopying, recording, broadcasting or otherwise now known or herein after developed without the previous express consent by the copyright owner, except for reproduction in daily press and regular printed publications on sale to the public within 60 days of the event related to those data/results and always provided that copyright symbol appears together as follows below.

© DORNA WSBK ORGANIZATION Srl 2023





## Pirelli French Round, 8-10 September 2023

### Chronological Analysis Free Practice 3rd Session

5	30.224	22.031	22.675	25.686	1'40.616	279,8	9:08'41.321
6	30.224	21.828	22.729	25.417	1'40.198	285,7	9:10'21.519
7	30.145	21.760	23.018	32.870	1'47.793C	274,8	9:12'09.312
8	29.959	22.004	22.799	25.561	1'40.323C	284,2	9:13'49.635
9	30.231	21.789	22.810	28.866	1'43.696P	283,5	9:15'33.331
10	4'44.789	24.497	30.883	25.811	6'05.980P	238,9	9:21'39.311
11	30.073	21.975	22.888	25.561	1'40.497	284,2	9:23'19.808
12	<b>29.836</b>	<b>21.678</b>	22.588	25.223	<b>1'39.325</b>	287,2	9:24'59.133
13	30.081	22.619	24.095	27.029	1'43.824	<b>288,8</b>	9:26'42.957
14	29.963	21.825	<b>22.561</b>	<b>25.219</b>	1'39.568	282,0	9:28'22.525
15	30.989	26.331	23.743	29.775	1'50.838C	255,9	9:30'13.363

#### 23° 28 B. RAY [1'43.239]

Lap	Seg.1	Seg.2	Seg.3	Seg.4	Lap Time	km/h	Local Time
1		24.996	28.326	28.745		223,1	9:03'45.171
2	31.420	24.328	23.677	32.230	1'51.655P	266,0	9:05'36.826
3	4'35.509	23.483	23.843	26.881	5'49.716P	242,2	9:11'26.542
4	30.754	22.784	23.657	31.256	1'48.451P	268,7	9:13'14.993
5	4'57.954	22.906	<b>23.577</b>	25.807	6'10.244P	270,7	9:19'25.237
6	30.251	<b>22.358</b>	25.077	25.553	<b>1'43.239</b>	274,1	9:21'08.476
7	<b>29.694</b>	22.678	29.356	28.922	1'50.650CP	<b>284,2</b>	9:22'59.126
8	6'15.119	23.305	24.746	<b>25.536</b>	7'28.706P	235,8	9:30'27.832

#### 24° 47 A. BASSANI

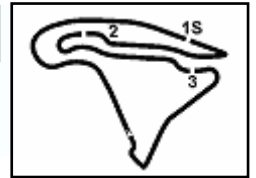
Lap	Seg.1	Seg.2	Seg.3	Seg.4	Lap Time	km/h	Local Time
1		<b>33.453</b>	39.019	41.074	C	<b>241,1</b>	9:03'08.830

09/09/2023

P = Pits In/Out - C = Lap Time Cancelled

These data/results cannot be reproduced, stored and/or transmitted in whole or in part by any manner of electronic, mechanical, photocopying, recording, broadcasting or otherwise now known or herein after developed without the previous express consent by the copyright owner, except for reproduction in daily press and regular printed publications on sale to the public within 60 days of the event related to those data/results and always provided that copyright symbol appears together as follows below.

© DORNA WSBK ORGANIZATION Srl 2023



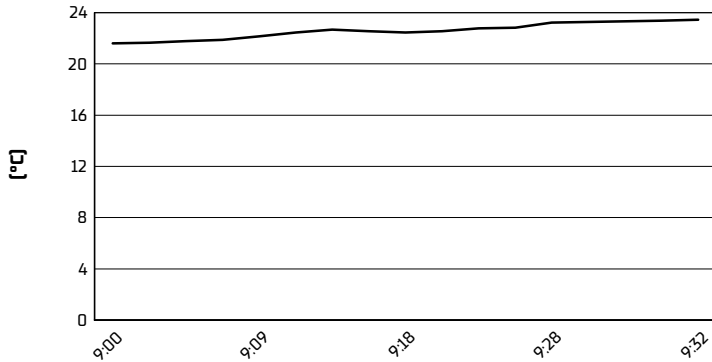
Magny-Cours 4.411 m

**Pirelli French Round, 8-10 September 2023**

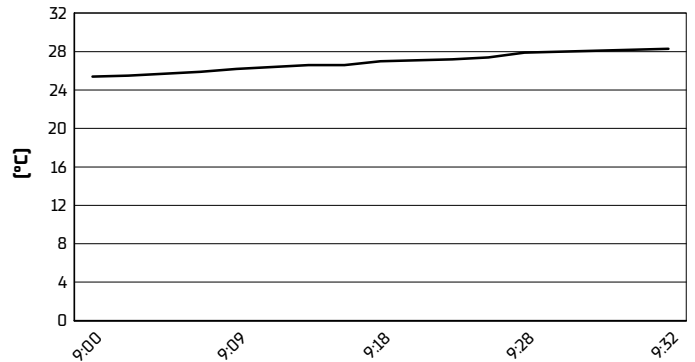
**Weather Report Free Practice 3rd Session**

Session started 09:00 - Session ended 9:34

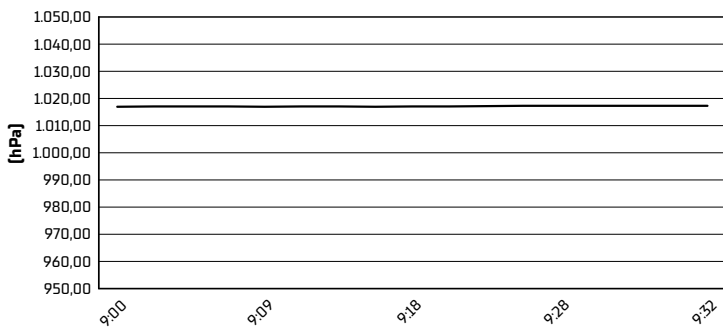
**Air Temperature**



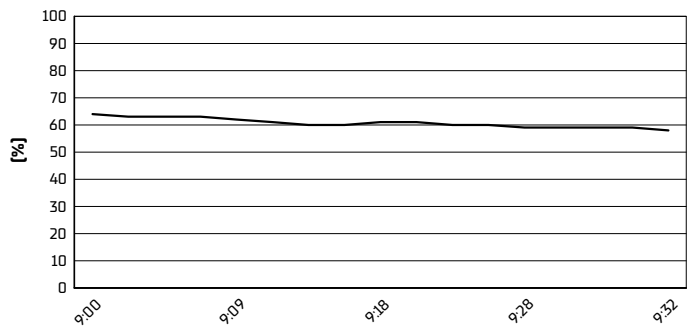
**Track Temperature**



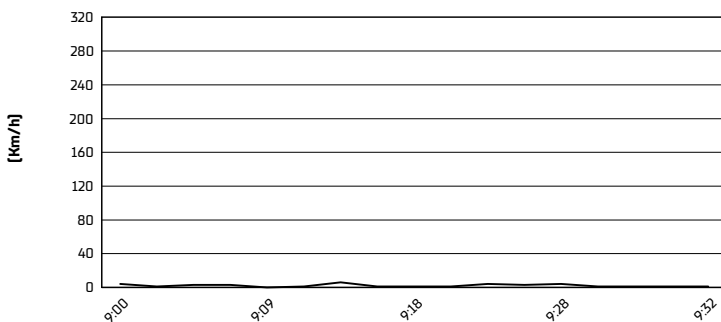
**Air Pressure**



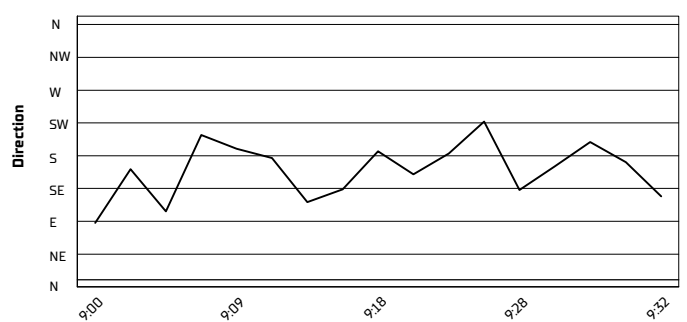
**Humidity**



**Wind Speed**



**Wind Direction**



09/09/2023

These data/results cannot be reproduced, stored and/or transmitted in whole or in part by any manner of electronic, mechanical, photocopying, recording, broadcasting or otherwise now known or herein after developed without the previous express consent by the copyright owner, except for reproduction in daily press and regular printed publications on sale to the public within 60 days of the event related to those data/results and always provided that copyright symbol appears together as follows below.

© DORNA WSBK ORGANIZATION Srl 2023