

Pirelli French Round, 8-10 September 2023

Results Tissot Superpole

1 / 2

No.	Rider	Nat	Team	Bike	Class	Time	Gap	Rel.	Laps	Speed	
										Avg	Max
1	31 G. GERLOFF	USA	Bonovo Action BMW	BMW M1000 RR	IND	1'35.453			8	166,360	295,1
2	1 A. BAUTISTA	ESP	Aruba.it Racing - Ducati	Ducati Panigale V4R		1'35.512	0.059	0.059	7	166,258	296,7
3	21 M. RINALDI	ITA	Aruba.it Racing - Ducati	Ducati Panigale V4R		1'35.820	0.367	0.308	7	165,723	291,1
4	54 T. RAZGATLIOGLU	TUR	Pata Yamaha Prometeon WorldSBK	Yamaha YZF R1		1'35.868	0.415	0.048	7	165,640	298,3
5	65 J. REA	GBR	Kawasaki Racing Team WorldSBK	Kawasaki ZX-10RR		1'35.959	0.506	0.091	7	165,483	291,9
6	76 L. BAZ	FRA	Bonovo Action BMW	BMW M1000 RR	IND	1'36.004	0.551	0.045	8	165,406	291,9
7	55 A. LOCATELLI	ITA	Pata Yamaha Prometeon WorldSBK	Yamaha YZF R1		1'36.078	0.625	0.074	6	165,278	288,0
8	22 A. LOWES	GBR	Kawasaki Racing Team WorldSBK	Kawasaki ZX-10RR		1'36.085	0.632	0.007	7	165,266	292,7
9	9 D. PETRUCCI	ITA	Barni Spark Racing Team	Ducati Panigale V4R	IND	1'36.102	0.649	0.017	6	165,237	292,7
10	45 S. REDDING	GBR	ROKIT BMW Motorrad WorldSBK Team	BMW M1000 RR		1'36.217	0.764	0.115	6	165,039	296,7
11	5 P. OETTL	GER	Team GoEleven	Ducati Panigale V4R	IND	1'36.493	1.040	0.276	7	164,567	291,1
12	77 D. AEGERTER	SUI	GYTR GRT Yamaha WorldSBK Team	Yamaha YZF R1	IND	1'36.557	1.104	0.064	7	164,458	295,1
13	60 M. VAN DER MARK	NED	ROKIT BMW Motorrad WorldSBK Team	BMW M1000 RR		1'36.596	1.143	0.039	8	164,392	292,7
14	7 I. LECUONA	ESP	Team HRC	Honda CBR1000 RR-R		1'36.667	1.214	0.071	7	164,271	298,3
15	87 R. GARDNER	AUS	GYTR GRT Yamaha WorldSBK Team	Yamaha YZF R1	IND	1'36.706	1.253	0.039	4	164,205	288,8
16	97 X. VIERGE	ESP	Team HRC	Honda CBR1000 RR-R		1'36.710	1.257	0.004	7	164,198	295,9
17	28 B. RAY	GBR	Yamaha Motoxrcing WorldSBK Team	Yamaha YZF R1	IND	1'36.961	1.508	0.251	6	163,773	290,3
18	44 L. MAHIAS	FRA	Kawasaki Puccetti Racing	Kawasaki ZX-10RR	IND	1'37.236	1.783	0.275	6	163,310	280,5
19	47 A. BASSANI	ITA	Motocorsa Racing	Ducati Panigale V4R	IND	1'37.384	1.931	0.148	7	163,062	288,8
20	34 L. BALDASSARRI	ITA	GMT94 Yamaha	Yamaha YZF R1	IND	1'37.413	1.960	0.029	6	163,013	291,9
21	38 H. SOOMER	EST	PETRONAS MIE Racing Honda Team	Honda CBR1000 RR-R	IND	1'37.692	2.239	0.279	7	162,548	294,3
22	35 H. SYHRIN	MAS	PETRONAS MIE Racing Honda Team	Honda CBR1000 RR-R	IND	1'38.132	2.679	0.440	7	161,819	287,2
23	32 I. VINALES	ESP	TPR Team Pedercini Racing	Kawasaki ZX-10RR	IND	1'38.210	2.757	0.078	7	161,690	282,7
24	52 O. KONIG	CZE	Orelac Racing MOVISIO	Kawasaki ZX-10RR	IND	1'39.051	3.598	0.841	6	160,317	286,5

Qualifying Lap Time (105% of 1'35.453): 1'40.226

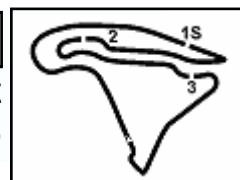
AIR	Humidity:	42%	Temp:	29°C
TRACK	Condition:	Dry	Temp:	39°C

Records	Pole	(SP)	2021 J.Rea	1'35.683	165,960	Km/h
	Race	(SPRC)	2021 J.Rea	1'36.374	164,770	Km/h
	All Times	(SP)	2021 J.Rea	1'35.683	165,960	Km/h

Start End The results are provisional until the end of the time limit for protests and appeals and the completion of the technical checks.
09/09/2023 11:10 11:28

These data/results cannot be reproduced, stored and/or transmitted in whole or in part by any manner of electronic, mechanical, photocopying, recording, broadcasting or otherwise now known or herein after developed without the previous express consent by the copyright owner, except for reproduction in daily press and regular printed publications on sale to the public within 60 days of the event related to those data/results and always provided that copyright symbol appears together as follows below.

© DORNA WSBK ORGANIZATION Srl 2023



Pirelli French Round, 8-10 September 2023

Results Tissot Superpole

Session Highlights

Local Time	No. Rider	Description
11.10.00		Start
11.13.58	87 R. GARDNER	Crashed - Turn 15
11.14.49	44 L. MAHIAS	Current Lap Cancelled - Exceeded Track Limits - Turn 11
11.15.46	31 G. GERLOFF	Current Lap Cancelled - Exceeded Track Limits - Turn 6
11.15.49	55 A. LOCATELLI	Lap Cancelled [1'36.951] - Yellow Flag - Turn 15-16
11.15.54	54 T. RAZGATLIOGLU	Lap Cancelled [1'36.329] - Yellow Flag - Turn 15-16
11.15.59	34 L. BALDASSARRI	Lap Cancelled [1'37.546] - Yellow Flag - Turn 15-16
11.16.07	76 L. BAZ	Current Lap Cancelled - Exceeded Track Limits - Turn 11
11.20.12	45 S. REDDING	Crashed - Turn 8
11.20.17	45 S. REDDING	Re-joined
11.20.29	45 S. REDDING	Current Lap Cancelled - Exceeded Track Limits - Turn 11
11.20.49	47 A. BASSANI	Lap Cancelled [1'45.135] - Exceeded Track Limits - Finish Line
11.20.58		New All Time Lap Record
11.22.00	47 A. BASSANI	Current Lap Cancelled - Exceeded Track Limits - Turn 6
11.22.43	77 D. AEGERTER	Current Lap Cancelled - Exceeded Track Limits - Turn 11
11.23.03	52 O. KONIG	Crashed - Turn 5
11.23.41	7 I. LECUONA	Current Lap Cancelled - Exceeded Track Limits - Turn 6
11.23.52	52 O. KONIG	Current Lap Cancelled - Exceeded Track Limits - Turn 11
11.24.11	52 O. KONIG	Re-joined
11.25.16	52 O. KONIG	Current Lap Cancelled - Not entered pit lane after crash
11.25.48	97 X. VIERGE	Current Lap Cancelled - Exceeded Track Limits - Turn 11
11.26.29	21 M. RINALDI	Lap Cancelled [1'41.663] - Yellow Flag - Turn 5
11.26.34	76 L. BAZ	Lap Cancelled [1'41.624] - Yellow Flag - Turn 5
11.26.39	60 M. VAN DER MARK	Lap Cancelled [1'42.064] - Yellow Flag - Turn 5
11.26.44	44 L. MAHIAS	Lap Cancelled [1'40.271] - Yellow Flag - Turn 5
11.26.49	45 S. REDDING	Lap Cancelled [3'14.162] - Yellow Flag - Turn 5
11.27.35		Top 3 Confirmed
11.28.36		End Of Session

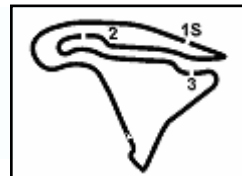
Fastest Laps Sequence

No.	Rider	Nat	Team	Bike	Local Time	Time	Gap	Avg
31	G. GERLOFF	USA	Bonovo Action BMW	BMW M1000 RR	11:13'18.618	1'36.296		164,904
45	S. REDDING	GBR	ROKiT BMW Motorrad WorldSBK Team	BMW M1000 RR	11:13'20.458	1'36.217	-0.079	165,039
9	D. PETRUCCI	ITA	Barni Spark Racing Team	Ducati Panigale V4R	11:13'39.827	1'36.102	-0.115	165,237
65	J. REA	GBR	Kawasaki Racing Team WorldSBK	Kawasaki ZX-10RR	11:13'47.502	1'35.970	-0.132	165,464
65	J. REA	GBR	Kawasaki Racing Team WorldSBK	Kawasaki ZX-10RR	11:15'23.461	1'35.959	-0.011	165,483
31	G. GERLOFF	USA	Bonovo Action BMW	BMW M1000 RR	11:20'37.586	1'35.453	-0.506	166,360

Start 11:10 End 11:28 The results are provisional until the end of the time limit for protests and appeals and the completion of the technical checks.

These data/results cannot be reproduced, stored and/or transmitted in whole or in part by any manner of electronic, mechanical, photocopying, recording, broadcasting or otherwise now known or herein after developed without the previous express consent by the copyright owner, except for reproduction in daily press and regular printed publications on sale to the public within 60 days of the event related to those data/results and always provided that copyright symbol appears together as follows below.

© DORNA WSBK ORGANIZATION Srl 2023



Magny-Cours 4.411 m

Pirelli French Round, 8-10 September 2023

Starting Grid - Race 1 [21 Laps x 4,411 km = 92,631 km]

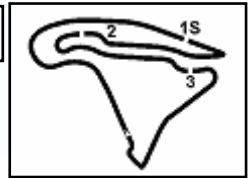
		2	1 BAUTISTA A. Ducati 1'35.512	1	31 GERLOFF G. BMW 1'35.453	1
3	21 RINALDI M. Ducati 1'35.820			4	54 RAZGATLIOGLU T. Yamaha 1'35.868	2
6	76 BAZ L. BMW 1'36.004	5	65 REA J. Kawasaki 1'35.959			
		8	9 PETRUCCI D. Ducati 1'36.102	7	22 LOWES A. Kawasaki 1'36.085	3
9	45 REDDING S. BMW 1'36.217			10	55 LOCATELLI A. Yamaha 1'36.078	4
12	77 AEGERTER D. Yamaha 1'36.557	11	5 OETTL P. Ducati 1'36.493			
		14	7 LECUONA I. Honda 1'36.667	13	60 VAN DER MARK M. BMW 1'36.596	5
15	87 GARDNER R. Yamaha 1'36.706			16	44 MAHIAS L. Kawasaki 1'37.236	6
18	38 SOOMER H. Honda 1'37.692	17	47 BASSANI A. Ducati 1'37.384			
		20	28 RAY B. Yamaha 1'36.961	19	97 VIERGE X. Honda 1'36.710	7
21	35 SYAHRIN H. Honda 1'38.132					
24	52 KONIG O. Kawasaki 1'39.051	23	34 BALDASSARRI L. Yamaha 1'37.413	22	32 VINALES I. Kawasaki 1'38.210	8

N.34 [Baldassarri L.] has been penalized with 3 grid positions for slow riding during SP
 N.97 [Vierge X.] has been penalized with 3 grid positions for slow riding during SP
 N.55 [Locatelli A.] has been penalized with 3 grid positions for slow riding during SP
 N.28 [Ray B.] has been penalized with 3 grid positions for slow riding during SP

09/09/2023 The Race Director

* = Penalized

These data/results cannot be reproduced, stored and/or transmitted in whole or in part by any manner of electronic, mechanical, photocopying, recording, broadcasting or otherwise now known or herein after developed without the previous express consent by the copyright owner, except for reproduction in daily press and regular printed publications on sale to the public within 60 days of the event related to those data/results and always provided that copyright symbol appears together as follows below. © DORNA WSBK ORGANIZATION Srl 2023



Magny-Cours 4.411 m

Pirelli French Round, 8-10 September 2023

Best Sectors & Speed Tissot Superpole

BEST LAP		
1	31 G. GERLOFF	BMW M1000 RR 1'35.453
2	1 A. BAUTISTA	Ducati Panigale V4R 1'35.512
3	21 M. RINALDI	Ducati Panigale V4R 1'35.820
4	54 T. RAZGATLIOGLU	Yamaha YZF R1 1'35.868
5	65 J. REA	Kawasaki ZX-10RR 1'35.959
6	76 L. BAZ	BMW M1000 RR 1'36.004
7	55 A. LOCATELLI	Yamaha YZF R1 1'36.078
8	22 A. LOWES	Kawasaki ZX-10RR 1'36.085
9	9 D. PETRUCCI	Ducati Panigale V4R 1'36.102
10	45 S. REDDING	BMW M1000 RR 1'36.217
11	5 P. OETTL	Ducati Panigale V4R 1'36.493
12	77 D. AEGERTER	Yamaha YZF R1 1'36.557
13	60 M. VAN DER MARK	BMW M1000 RR 1'36.596
14	7 I. LECUONA	Honda CBR1000 RR-R 1'36.667
15	87 R. GARDNER	Yamaha YZF R1 1'36.706
16	97 X. VIERGE	Honda CBR1000 RR-R 1'36.710
17	28 B. RAY	Yamaha YZF R1 1'36.961
18	44 L. MAHIAS	Kawasaki ZX-10RR 1'37.236
19	47 A. BASSANI	Ducati Panigale V4R 1'37.384
20	34 L. BALDASSARRI	Yamaha YZF R1 1'37.413
21	38 H. SOOMER	Honda CBR1000 RR-R 1'37.692
22	35 H. SYHRIN	Honda CBR1000 RR-R 1'38.132
23	32 I. VINALES	Kawasaki ZX-10RR 1'38.210
24	52 D. KONIG	Kawasaki ZX-10RR 1'39.051

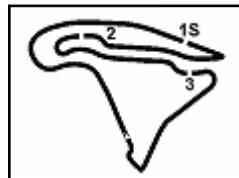
SPEED		
1	7 I. LECUONA	Honda CBR1000 RR-R 298,3
2	54 T. RAZGATLIOGLU	Yamaha YZF R1 298,3
3	1 A. BAUTISTA	Ducati Panigale V4R 296,7
4	45 S. REDDING	BMW M1000 RR 296,7
5	97 X. VIERGE	Honda CBR1000 RR-R 295,9
6	31 G. GERLOFF	BMW M1000 RR 295,1
7	77 D. AEGERTER	Yamaha YZF R1 295,1
8	38 H. SOOMER	Honda CBR1000 RR-R 294,3
9	9 D. PETRUCCI	Ducati Panigale V4R 292,7
10	22 A. LOWES	Kawasaki ZX-10RR 292,7
11	60 M. VAN DER MARK	BMW M1000 RR 292,7
12	34 L. BALDASSARRI	Yamaha YZF R1 291,9
13	76 L. BAZ	BMW M1000 RR 291,9
14	65 J. REA	Kawasaki ZX-10RR 291,9
15	5 P. OETTL	Ducati Panigale V4R 291,1
16	21 M. RINALDI	Ducati Panigale V4R 291,1
17	28 B. RAY	Yamaha YZF R1 290,3
18	47 A. BASSANI	Ducati Panigale V4R 288,8
19	87 R. GARDNER	Yamaha YZF R1 288,8
20	55 A. LOCATELLI	Yamaha YZF R1 288,0
21	35 H. SYHRIN	Honda CBR1000 RR-R 287,2
22	52 D. KONIG	Kawasaki ZX-10RR 286,5
23	32 I. VINALES	Kawasaki ZX-10RR 282,7
24	44 L. MAHIAS	Kawasaki ZX-10RR 280,5

SEG. 1			SEG. 2			SEG. 3			SEG. 4		
1	1 A. BAUTISTA	28.363	1	31 G. GERLOFF	20.862	1	9 D. PETRUCCI	21.582	1	65 J. REA	24.408
2	31 G. GERLOFF	28.481	2	54 T. RAZGATLIOGLU	20.910	2	54 T. RAZGATLIOGLU	21.645	2	1 A. BAUTISTA	24.421
3	65 J. REA	28.567	3	65 J. REA	20.965	3	45 S. REDDING	21.652	3	31 G. GERLOFF	24.450
4	77 D. AEGERTER	28.572	4	45 S. REDDING	20.967	4	1 A. BAUTISTA	21.653	4	22 A. LOWES	24.457
5	21 M. RINALDI	28.640	5	1 A. BAUTISTA	20.979	5	31 G. GERLOFF	21.660	5	54 T. RAZGATLIOGLU	24.468
6	22 A. LOWES	28.650	6	21 M. RINALDI	20.980	6	76 L. BAZ	21.669	6	21 M. RINALDI	24.489
7	5 P. OETTL	28.652	7	76 L. BAZ	20.986	7	65 J. REA	21.701	7	45 S. REDDING	24.521
8	55 A. LOCATELLI	28.682	8	22 A. LOWES	21.047	8	55 A. LOCATELLI	21.701	8	55 A. LOCATELLI	24.548
9	76 L. BAZ	28.715	9	55 A. LOCATELLI	21.065	9	21 M. RINALDI	21.711	9	9 D. PETRUCCI	24.563
10	97 X. VIERGE	28.738	10	7 I. LECUONA	21.110	10	22 A. LOWES	21.738	10	76 L. BAZ	24.634
11	9 D. PETRUCCI	28.743	11	28 B. RAY	21.117	11	5 P. OETTL	21.747	11	28 B. RAY	24.665
12	45 S. REDDING	28.751	12	5 P. OETTL	21.119	12	60 M. VAN DER MARK	21.770	12	87 R. GARDNER	24.681
13	60 M. VAN DER MARK	28.786	13	77 D. AEGERTER	21.131	13	7 I. LECUONA	21.831	13	5 P. OETTL	24.693
14	54 T. RAZGATLIOGLU	28.819	14	9 D. PETRUCCI	21.187	14	87 R. GARDNER	21.840	14	97 X. VIERGE	24.701
15	7 I. LECUONA	28.833	15	87 R. GARDNER	21.196	15	97 X. VIERGE	21.876	15	7 I. LECUONA	24.703
16	87 R. GARDNER	28.873	16	97 X. VIERGE	21.213	16	44 L. MAHIAS	21.922	16	7 D. AEGERTER	24.716
17	28 B. RAY	29.014	17	60 M. VAN DER MARK	21.229	17	77 D. AEGERTER	22.001	17	60 M. VAN DER MARK	24.754
18	47 A. BASSANI	29.026	18	34 L. BALDASSARRI	21.261	18	34 L. BALDASSARRI	22.011	18	44 L. MAHIAS	24.772
19	34 L. BALDASSARRI	29.104	19	38 H. SOOMER	21.273	19	32 I. VINALES	22.107	19	35 H. SYHRIN	24.784
20	44 L. MAHIAS	29.113	20	47 A. BASSANI	21.293	20	28 B. RAY	22.124	20	47 A. BASSANI	24.805
21	38 H. SOOMER	29.311	21	44 L. MAHIAS	21.429	21	47 A. BASSANI	22.146	21	34 L. BALDASSARRI	24.878
22	35 H. SYHRIN	29.391	22	35 H. SYHRIN	21.504	22	38 H. SOOMER	22.156	22	38 H. SOOMER	24.883
23	32 I. VINALES	29.441	23	32 I. VINALES	21.595	23	35 H. SYHRIN	22.253	23	32 I. VINALES	25.024
24	52 D. KONIG	29.712	24	52 D. KONIG	21.640	24	52 D. KONIG	22.397	24	52 D. KONIG	25.126

09/09/2023

These data/results cannot be reproduced, stored and/or transmitted in whole or in part by any manner of electronic, mechanical, photocopying, recording, broadcasting or otherwise now known or herein after developed without the previous express consent by the copyright owner, except for reproduction in daily press and regular printed publications on sale to the public within 60 days of the event related to those data/results and always provided that copyright symbol appears together as follows below.

© DORNA WSBK ORGANIZATION Srl 2023



Magny-Cours 4.411 m

Pirelli French Round, 8-10 September 2023

Ideal Times Tissot Superpole

No.	Rider	Nat	Bike	Seg. 1 Diff. 1	Seg. 2 Diff. 2	Seg. 3 Diff. 3	Seg. 4 Diff. 4	Ideal Time Best Lap	Pos.	Diff.
1	1 A. BAUTISTA	ESP	Ducati Panigale V4R	28.363 +0.080	20.979	21.653 +0.016	24.421	1'35.416 1'35.512	2	0.096
2	31 G. GERLOFF	USA	BMW M1000 RR	28.481	20.862	21.660	24.450	1'35.453 1'35.453	1	
3	65 J. REA	GBR	Kawasaki ZX-10RR	28.567 +0.121	20.965	21.701 +0.197	24.408	1'35.641 1'35.959	5	0.318
4	21 M. RINALDI	ITA	Ducati Panigale V4R	28.640	20.980	21.711	24.489	1'35.820 1'35.820	3	
5	54 T. RAZGATLIOGLU	TUR	Yamaha YZF R1	28.819	20.910	21.645 +0.026	24.468	1'35.842 1'35.868	4	0.026
6	45 S. REDDING	GBR	BMW M1000 RR	28.751 +0.166	20.967 +0.160	21.652	24.521	1'35.891 1'36.217	10	0.326
7	22 A. LOWES	GBR	Kawasaki ZX-10RR	28.650	21.047 +0.102	21.738 +0.026	24.457 +0.065	1'35.892 1'36.085	8	0.193
8	55 A. LOCATELLI	ITA	Yamaha YZF R1	28.682	21.065	21.701	24.548 +0.082	1'35.996 1'36.078	7	0.082
9	76 L. BAZ	FRA	BMW M1000 RR	28.715	20.986	21.669	24.634	1'36.004 1'36.004	6	
10	9 D. PETRUCCI	ITA	Ducati Panigale V4R	28.743	21.187	21.582	24.563 +0.027	1'36.075 1'36.102	9	0.027
11	5 P. OETTL	GER	Ducati Panigale V4R	28.652	21.119 +0.212	21.747	24.693 +0.070	1'36.211 1'36.493	11	0.282
12	77 D. AEGERTER	SUI	Yamaha YZF R1	28.572 +0.066	21.131 +0.038	22.001	24.716 +0.033	1'36.420 1'36.557	12	0.137
13	7 I. LECUONA	ESP	Honda CBR1000 RR-R	28.833 +0.166	21.110 +0.002	21.831	24.703 +0.022	1'36.477 1'36.667	14	0.190
14	97 X. VIERGE	ESP	Honda CBR1000 RR-R	28.738	21.213	21.876 +0.133	24.701 +0.049	1'36.528 1'36.710	16	0.182
15	60 M. VAN DER MARK	NED	BMW M1000 RR	28.786 +0.057	21.229	21.770	24.754	1'36.539 1'36.596	13	0.057
16	87 R. GARDNER	AUS	Yamaha YZF R1	28.873 +0.085	21.196	21.840 +0.031	24.681	1'36.590 1'36.706	15	0.116
17	28 B. RAY	GBR	Yamaha YZF R1	29.014 +0.013	21.117	22.124	24.665 +0.028	1'36.920 1'36.961	17	0.041
18	44 L. MAHIAS	FRA	Kawasaki ZX-10RR	29.113	21.429	21.922	24.772	1'37.236 1'37.236	18	
19	34 L. BALDASSARRI	ITA	Yamaha YZF R1	29.104 +0.004	21.261	22.011	24.878 +0.155	1'37.254 1'37.413	20	0.159
20	47 A. BASSANI	ITA	Ducati Panigale V4R	29.026 +0.083	21.293	22.146 +0.031	24.805	1'37.270 1'37.384	19	0.114
21	38 H. SOOMER	EST	Honda CBR1000 RR-R	29.311	21.273	22.156 +0.024	24.883 +0.045	1'37.623 1'37.692	21	0.069
22	35 H. SYAHRIN	MAS	Honda CBR1000 RR-R	29.391 +0.092	21.504	22.253 +0.037	24.784 +0.071	1'37.932 1'38.132	22	0.200
23	32 I. VINALES	ESP	Kawasaki ZX-10RR	29.441	21.595	22.107 +0.043	25.024	1'38.167 1'38.210	23	0.043
24	52 D. KONIG	CZE	Kawasaki ZX-10RR	29.712 +0.111	21.640	22.397 +0.065	25.126	1'38.875 1'39.051	24	0.176
Overall Ideal Time				28.363	20.862	21.582	24.408	1'35.215		

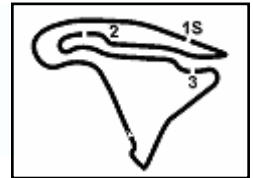
09/09/2023

These data/results cannot be reproduced, stored and/or transmitted in whole or in part by any manner of electronic, mechanical, photocopying, recording, broadcasting or otherwise now known or herein after developed without the previous express consent by the copyright owner, except for reproduction in daily press and regular printed publications on sale to the public within 60 days of the event related to those data/results and always provided that copyright symbol appears together as follows below.

© DORNA WSBK ORGANIZATION Srl 2023

FIGR PERUGIA TIMING





Magny-Cours 4.411 m

Pirelli French Round, 8-10 September 2023

Chronological Analysis Tissot Superpole

1 / 3

1° 31 G. GERLOFF [1'35.453]							
Lap	Seg1	Seg2	Seg3	Seg4	Lap Time	km/h	Local Time
1		21.805	22.594	25.315		285,7	11:11'42.322
2	28.840	21.200	21.805	24.451	1'36.296	288,8	11:13'18.618
3	28.755	21.178	21.765	24.603	1'36.301	291,9	11:14'54.919
4	29.376	24.602	23.453	27.852	1'45.283CP	273,4	11:16'40.202
5	1'12.396	21.937	22.574	25.024	2'21.931P	285,7	11:19'02.133
6	28.481	20.862	21.660	24.450	1'35.453	295,1	11:20'37.586
7	28.619	23.209	23.076	25.295	1'40.199	295,1	11:22'17.785
8	28.898	24.526	22.564	24.904	1'40.892	293,5	11:23'58.677
9	28.837	21.219	21.870	24.840	1'36.766	293,5	11:25'35.443

5	1'14.618	21.389	22.190	25.629	2'23.826P	280,5	11:19'03.305
6	28.715	20.986	21.669	24.634	1'36.004	289,5	11:20'39.309
7	32.496	22.014	22.519	26.116	1'43.145	272,0	11:22'22.454
8	28.870	24.098	22.704	25.952	1'41.624C	264,7	11:24'04.078
9	28.843	21.196	21.829	24.955	1'36.823	291,9	11:25'40.901

2° 1 A. BAUTISTA [1'35.512]							
Lap	Seg1	Seg2	Seg3	Seg4	Lap Time	km/h	Local Time
1		22.358	22.271	25.041		246,6	11:12'45.698
2	28.540	21.202	21.801	37.899	1'49.442	291,1	11:14'35.140
3	28.528	20.994	21.822	24.788	1'36.132	289,5	11:16'11.272
4	28.508	21.194	21.823	28.533	1'40.058P	293,5	11:17'51.330
5	2'32.344	21.872	21.988	24.705	3'40.909P	284,2	11:21'32.239
6	28.443	20.979	21.669	24.421	1'35.512	292,7	11:23'07.751
7	28.363	21.143	21.653	24.547	1'35.706	296,7	11:24'43.457
8	28.431	21.014	21.706	24.897	1'36.048	291,9	11:26'19.505

7° 55 A. LOCATELLI [1'36.078]							
Lap	Seg1	Seg2	Seg3	Seg4	Lap Time	km/h	Local Time
1			23.528	22.606		24,898	11:12'46.254
2	29.058	21.255	21.869	24.769	1'36.951C	283,5	11:14'23.205
3	28.958	21.281	21.993	24.755	1'36.987	288,0	11:16'00.192
4	29.457	21.435	22.294	26.917	1'40.103P	285,7	11:17'40.295
5	3'11.842	23.142	23.735	27.424	4'26.143P	251,7	11:22'06.438
6	28.799	21.120	21.833	24.548	1'36.300	282,0	11:23'42.738
7	28.682	21.065	21.701	24.630	1'36.078	285,7	11:25'18.816

3° 21 M. RINALDI [1'35.820]							
Lap	Seg1	Seg2	Seg3	Seg4	Lap Time	km/h	Local Time
1		23.391	23.980	25.690		248,8	11:12'53.185
2	28.808	21.175	21.994	24.621	1'36.598	289,5	11:14'29.783
3	28.944	22.704	23.508	27.223	1'42.379	285,7	11:16'12.162
4	28.773	21.008	21.856	24.553	1'36.190	287,2	11:17'48.352
5	29.787	21.993	22.882	27.867	1'42.529P	269,3	11:19'30.881
6	1'40.508	22.132	22.589	26.090	2'51.319P	270,7	11:22'22.200
7	28.820	24.166	22.788	25.889	1'41.663C	259,6	11:24'03.863
8	28.640	20.980	21.711	24.489	1'35.820	291,1	11:25'39.683

8° 22 A. LOWES [1'36.085]							
Lap	Seg1	Seg2	Seg3	Seg4	Lap Time	km/h	Local Time
1			23.340	23.520		27,431	11:12'12.624
2	28.717	21.047	22.014	24.457	1'36.235	285,7	11:13'48.859
3	28.650	21.149	21.764	24.522	1'36.085	292,7	11:15'24.944
4	30.175	21.919	22.232	26.765	1'41.091P	272,7	11:17'06.035
5	2'14.131	21.752	22.167	24.881	3'22.931P	282,7	11:20'28.966
6	28.738	21.076	21.852	26.328	1'37.994	288,8	11:22'06.960
7	33.252	23.440	22.352	25.066	1'44.110	279,1	11:23'51.070
8	28.795	21.138	21.738	24.648	1'36.319	291,9	11:25'27.389

4° 54 T. RAZGATLIOGLU [1'35.868]							
Lap	Seg1	Seg2	Seg3	Seg4	Lap Time	km/h	Local Time
1		24.461	26.928	29.172		227,4	11:12'47.012
2	28.894	21.152	21.645	24.638	1'36.329C	283,5	11:14'23.341
3	28.852	21.034	21.987	24.588	1'36.461	298,3	11:15'59.802
4	29.120	20.960	21.727	27.446	1'39.253P	294,3	11:17'39.055
5	2'21.746	21.871	22.279	25.645	3'31.541P	283,5	11:21'10.596
6	28.819	20.910	21.671	24.468	1'35.868	297,5	11:22'46.464
7	28.937	21.003	21.669	24.470	1'36.079	293,5	11:24'22.543
8	31.326	21.468	21.802	24.690	1'39.286	274,8	11:26'01.829

9° 9 D. PETRUCCI [1'36.102]							
Lap	Seg1	Seg2	Seg3	Seg4	Lap Time	km/h	Local Time
1			22.000	24.371		28,547	11:12'03.725
2	28.743	21.187	21.582	24.590	1'36.102	291,9	11:13'39.827
3	32.517	23.074	26.896	30.620	1'53.107P	279,1	11:15'32.934
4	4'16.237	22.848	25.308	26.402	5'30.795P	225,5	11:21'03.729
5	35.451	25.827	25.745	29.499	1'56.522	280,5	11:23'00.251
6	28.837	21.187	21.625	24.666	1'36.315	292,7	11:24'36.566
7	28.899	21.223	21.811	24.563	1'36.496	290,3	11:26'13.062

5° 65 J. REA [1'35.959]							
Lap	Seg1	Seg2	Seg3	Seg4	Lap Time	km/h	Local Time
1		23.479	23.383	26.687		268,7	11:12'11.532
2	28.715	21.046	21.786	24.423	1'35.970	288,0	11:13'47.502
3	28.688	20.965	21.898	24.408	1'35.959	291,9	11:15'23.461
4	30.546	21.751	22.770	26.682	1'41.749P	284,2	11:17'05.210
5	2'15.282	21.871	22.240	24.897	3'24.290P	277,6	11:20'29.500
6	28.567	20.984	21.722	25.385	1'36.658	288,8	11:22'06.158
7	28.688	21.066	21.889	24.447	1'36.090	290,3	11:23'42.248
8	28.797	21.110	21.701	24.435	1'36.043	288,8	11:25'18.291

10° 45 S. REDDING [1'36.217]							
Lap	Seg1	Seg2	Seg3	Seg4	Lap Time	km/h	Local Time
1			22.520	22.383		25,378	11:11'44.241
2	28.917	21.127	21.652	24.521	1'36.217	288,0	11:13'20.458
3	28.866	21.357	21.955	28.384	1'40.562P	282,0	11:15'01.020
4	2'51.680	22.030	22.506	25.362	4'01.578P	270,0	11:19'02.598
5	28.751	20.967	39.409	29.156	1'58.283CP	291,9	11:21'00.881
6	2'04.097	22.056	22.549	25.460	3'14.162CP	270,0	11:24'15.043
7	28.901	20.970	21.762	24.728	1'36.361	296,7	11:25'51.404

6° 76 L. BAZ [1'36.004]							
Lap	Seg1	Seg2	Seg3	Seg4	Lap Time	km/h	Local Time
1		21.732	22.481	25.436		266,0	11:11'42.643
2	28.915	21.292	21.820	24.638	1'36.665	278,4	11:13'19.308
3	28.814	21.030	21.840	24.822	1'36.506	288,8	11:14'55.814
4	29.350	21.870	22.982	29.463	1'43.665CP	277,6	11:16'39.479

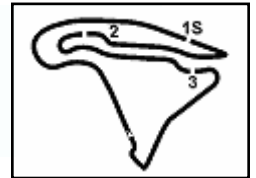
11° 5 P. OETTL [1'36.493]							
Lap	Seg1	Seg2	Seg3	Seg4	Lap Time	km/h	Local Time
1			22.082	23.443		27,272	11:12'01.733
2	28.790	21.213	21.939	25.018	1'36.960	281,3	11:13'38.693
3	28.808	21.556	21.883	24.760	1'37.007	266,7	11:15'15.700
4	28.884	21.119	22.099	26.936	1'39.038P	291,1	11:16'54.738
5	2'53.586	24.737	25.201	26.978	4'10.502P	226,9	11:21'05.240
6	29.269	21.260	21.954	30.035	1'42.518	277,6	11:22'47.758
7	28.652	21.331	21.747	24.763	1'36.493	283,5	11:24'24.251
8	28.778	21.313	21.940	24.693	1'36.724	276,9	11:26'00.975

12° 77 D. AEGERTER [1'36.557]							
Lap	Seg1	Seg2	Seg3	Seg4	Lap Time	km/h	Local Time
1			22.667	23.934		27,895	11:12'14.506

09/09/2023 P = Pits In/Out - C = Lap Time Cancelled

These data/results cannot be reproduced, stored and/or transmitted in whole or in part by any manner of electronic, mechanical, photocopying, recording, broadcasting or otherwise now known or herein after developed without the previous express consent by the copyright owner, except for reproduction in daily press and regular printed publications on sale to the public within 60 days of the event related to those data/results and always provided that copyright symbol appears together as follows below.

© DORNA WSBK ORGANIZATION Srl 2023



Pirelli French Round, 8-10 September 2023

Chronological Analysis Tissot Superpole

2	29.070	21.226	22.159	24.776	1'37.231	287,2	11:13'51.737
3	28.638	21.169	22.001	24.749	1'36.557	291,1	11:15'28.294
4	28.917	21.661	23.089	27.079	1'40.746P	289,5	11:17'09.040
5	3'15.452	22.066	22.207	24.716	4'24.441P	283,5	11:21'33.481
6	28.572	21.344	23.093	28.630	1'41.639C	291,1	11:23'15.120
7	28.680	21.131	22.012	24.895	1'36.718	292,7	11:24'51.838
8	28.852	21.353	22.358	25.132	1'37.695	295,1	11:26'29.533

13° 60 M. VAN DER MARK [1'36.596]

Lap	Seg1	Seg2	Seg3	Seg4	Lap Time	km/h	Local Time
1		22.015	22.227	25.296		261,5	11:11'43.449
2	28.924	21.599	21.896	25.014	1'37.433	277,6	11:13'20.882
3	28.877	21.604	22.180	24.942	1'37.603	281,3	11:14'58.485
4	29.021	21.477	21.875	25.399	1'37.772	292,7	11:16'36.257
5	29.106	21.428	21.959	26.883	1'39.376P	292,7	11:18'15.633
6	1'21.800	23.424	22.908	25.887	2'34.019P	262,1	11:20'49.652
7	28.843	21.229	21.770	24.754	1'36.596	291,9	11:22'26.248
8	28.844	24.432	23.037	25.751	1'42.064C	289,5	11:24'08.312
9	28.786	21.595	22.025	24.856	1'37.262	281,3	11:25'45.574

14° 71 I. LECUONA [1'36.667]

Lap	Seg1	Seg2	Seg3	Seg4	Lap Time	km/h	Local Time
1		22.522	23.176	30.073		266,7	11:12'00.238
2	29.043	21.451	22.053	27.921	1'40.468	288,0	11:13'40.706
3	28.999	21.112	21.831	24.725	1'36.667	295,9	11:15'17.373
4	28.899	21.110	21.840	26.359	1'38.208P	297,5	11:16'55.581
5	2'52.479	24.419	25.206	26.984	4'09.088P	222,7	11:21'04.669
6	29.130	24.506	26.356	28.314	1'48.306	294,3	11:22'52.975
7	28.833	22.276	24.225	25.615	1'40.949C	298,3	11:24'33.924
8	28.863	21.241	21.906	24.703	1'36.713	296,7	11:26'10.637

15° 87 R. GARDNER [1'36.706]

Lap	Seg1	Seg2	Seg3	Seg4	Lap Time	km/h	Local Time
1		22.721	24.196	28.390		269,3	11:12'13.110
2	28.937	21.373	21.840	1'03.339	2'15.489P	279,8	11:14'28.599
3	6'59.404	24.901	23.443	30.719	8'18.467P	275,5	11:22'47.066
4	28.873	21.215	21.908	24.823	1'36.819	288,8	11:24'23.885
5	28.958	21.196	21.871	24.681	1'36.706	288,0	11:26'00.591

16° 97 X. VIERGE [1'36.710]

Lap	Seg1	Seg2	Seg3	Seg4	Lap Time	km/h	Local Time
1		22.199	22.414	25.488		256,5	11:11'43.236
2	28.903	21.444	21.876	24.701	1'36.924	282,0	11:13'20.160
3	28.738	21.213	22.009	24.750	1'36.710	291,1	11:14'56.870
4	29.306	22.034	22.532	26.644	1'40.516P	280,5	11:16'37.386
5	3'25.432	21.394	22.053	24.850	4'33.729P	289,5	11:21'11.115
6	28.857	21.724	22.677	36.414	1'49.672	294,3	11:23'00.787
7	28.799	21.279	21.899	24.747	1'36.724	290,3	11:24'37.511
8	28.896	21.217	24.632	29.076	1'43.821C	295,9	11:26'21.332

17° 28 B. RAY [1'36.961]

Lap	Seg1	Seg2	Seg3	Seg4	Lap Time	km/h	Local Time
1		23.097	23.480	26.441		249,4	11:12'03.911
2	29.014	21.461	22.306	25.406	1'38.187	288,0	11:13'42.098
3	29.258	21.270	22.494	24.665	1'37.687	270,7	11:15'19.785
4	30.223	22.394	23.236	28.670	1'44.523P	268,0	11:17'04.308
5	3'47.957	23.225	23.747	28.003	5'02.932P	240,0	11:22'07.240
6	29.742	24.295	23.670	27.791	1'45.498	265,4	11:23'52.738
7	29.027	21.117	22.124	24.693	1'36.961	290,3	11:25'29.699

18° 44 L. MAHIAS [1'37.236]

Lap	Seg1	Seg2	Seg3	Seg4	Lap Time	km/h	Local Time
1			24.381	23.085	30.181	238,9	11:12'00.477
2	29.192	21.524	22.090	24.896	1'37.702	270,0	11:13'38.179
3	29.231	21.520	22.316	27.942	1'41.009CP	277,6	11:15'19.188
4	4'18.425	23.528	22.927	25.848	5'30.728P	248,8	11:20'49.916
5	29.113	21.429	21.922	24.772	1'37.236	276,2	11:22'27.152
6	29.364	22.585	22.791	25.531	1'40.271C	272,7	11:24'07.423
7	29.398	21.713	22.385	25.100	1'38.596	280,5	11:25'46.019

19° 47 A. BASSANI [1'37.384]

Lap	Seg1	Seg2	Seg3	Seg4	Lap Time	km/h	Local Time
1			23.517	23.207	27.254	241,6	11:11'59.558
2	29.377	21.452	22.264	24.983	1'38.076	285,0	11:13'37.634
3	29.109	21.293	22.177	24.805	1'37.384	288,8	11:15'15.018
4	31.985	23.033	23.084	27.033	1'45.135CP	252,9	11:17'00.153
5	2'49.297	22.792	25.354	26.408	4'03.851P	215,1	11:21'04.004
6	32.747	26.124	24.589	26.302	1'49.762C	264,7	11:22'53.766
7	29.026	21.505	27.292	26.846	1'44.669	279,1	11:24'38.435
8	29.057	21.336	22.146	24.847	1'37.386	283,5	11:26'15.821

20° 34 L. BALDASSARRI [1'37.413]

Lap	Seg1	Seg2	Seg3	Seg4	Lap Time	km/h	Local Time
1			23.430	22.650	25.580	214,3	11:12'47.178
2	29.104	21.483	22.054	24.905	1'37.546C	275,5	11:14'24.724
3	29.128	21.265	22.236	24.878	1'37.507	289,5	11:16'02.231
4	30.226	22.419	23.068	28.046	1'43.759P	259,6	11:17'45.990
5	3'06.516	23.167	23.846	27.768	4'21.297P	230,8	11:22'53.287
6	29.350	21.476	28.230	25.290	1'44.346	281,3	11:23'51.633
7	29.108	21.261	22.011	25.033	1'37.413	291,9	11:25'29.046

21° 38 H. SOOMER [1'37.692]

Lap	Seg1	Seg2	Seg3	Seg4	Lap Time	km/h	Local Time
1			22.438	22.893	25.429	266,7	11:11'48.367
2	29.598	21.499	22.401	24.883	1'38.381	291,1	11:13'26.748
3	29.571	21.531	22.308	25.008	1'38.418	289,5	11:15'05.166
4	30.055	22.871	22.921	27.980	1'43.827P	273,4	11:16'48.993
5	3'14.867	21.499	22.166	25.021	4'23.543P	287,2	11:21'12.536
6	29.333	21.393	22.299	25.080	1'38.105	294,3	11:22'50.641
7	30.385	24.901	22.803	25.541	1'43.630	285,7	11:24'34.271
8	29.311	21.273	22.180	24.928	1'37.692	294,3	11:26'11.963

22° 35 H. SVÄHRIN [1'38.132]

Lap	Seg1	Seg2	Seg3	Seg4	Lap Time	km/h	Local Time
1			23.100	22.743	25.362	246,0	11:11'49.588
2	29.544	21.547	22.315	24.962	1'38.368	282,7	11:13'27.956
3	29.477	21.649	22.347	24.784	1'38.257	282,0	11:15'06.213
4	29.450	26.057	23.627	28.272	1'47.406P	273,4	11:16'53.619
5	2'55.020	24.665	25.743	26.539	4'11.967P	188,2	11:21'05.586
6	29.402	23.687	26.429	36.336	1'55.854	267,3	11:23'01.440
7	29.483	21.504	22.290	24.855	1'38.132	284,2	11:24'39.572
8	29.391	21.590	22.253	24.930	1'38.164	287,2	11:26'17.736

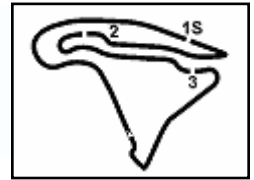
23° 32 I. VINALES [1'38.210]

Lap	Seg1	Seg2	Seg3	Seg4	Lap Time	km/h	Local Time
1			22.578	22.614	25.368	249,4	11:11'44.747
2	29.640	21.814	22.305	25.049	1'38.808	277,6	11:13'23.555
3	29.716	21.629	22.257	25.244	1'38.846	282,7	11:15'02.401
4	30.625	26.584	23.177	28.456	1'48.842P	270,0	11:16'51.243
5	2'57.685	23.792	25.242	26.997	4'13.716P	236,3	11:21'04.959
6	29.646	21.801	22.107	34.689	1'48.243	270,7	11:22'53.202
7	29.441	21.595	22.150	25.024	1'38.210	279,1	11:24'31.412

09/09/2023 P = Pits In/Out - C = Lap Time Cancelled

These data/results cannot be reproduced, stored and/or transmitted in whole or in part by any manner of electronic, mechanical, photocopying, recording, broadcasting or otherwise now known or herein after developed without the previous express consent by the copyright owner, except for reproduction in daily press and regular printed publications on sale to the public within 60 days of the event related to those data/results and always provided that copyright symbol appears together as follows below.

© DORNA WSBK ORGANIZATION Srl 2023



8 29.791 21.608 22.195 25.217 1'38.811 281,3 11:26'10.223

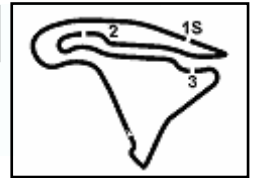
24°		52 O. KONIG [1'39.051]					
Lap	Seg.1	Seg.2	Seg.3	Seg.4	Lap Time	km/h	Local Time
1		22.468	22.825	25.471		256,5	11:11'46.045
2	29.810	21.864	22.397	25.243	1'39.314	282,7	11:13'25.359
3	29.823	21.640	22.462	25.126	1'39.051	286,5	11:15'04.410
4	30.737	23.851	23.236	28.419	1'46.243P	227,4	11:16'50.653
5	4'02.052	23.587	25.539	25.959	5'17.137P	226,4	11:22'07.790
6	29.712	52.504	25.686	30.335	2'18.237C	279,8	11:24'26.027
7	29.945	22.102	22.540	25.407	1'39.994C	285,0	11:26'06.021

09/09/2023

P = Pits In/Dut - C = Lap Time Cancelled

These data/results cannot be reproduced, stored and/or transmitted in whole or in part by any manner of electronic, mechanical, photocopying, recording, broadcasting or otherwise now known or herein after developed without the previous express consent by the copyright owner, except for reproduction in daily press and regular printed publications on sale to the public within 60 days of the event related to those data/results and always provided that copyright symbol appears together as follows below.

© DORNA WSBK ORGANIZATION Srl 2023



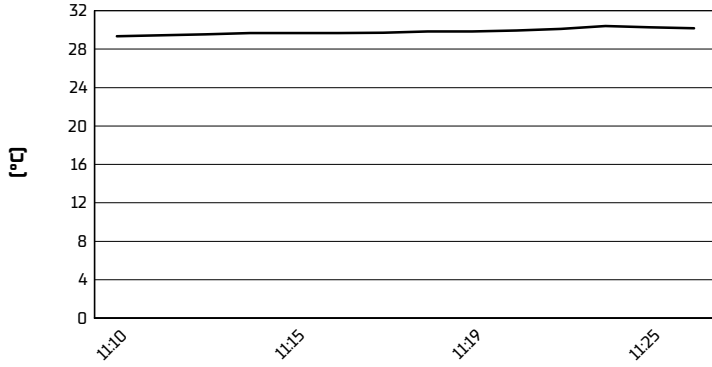
Magny-Cours 4.411 m

Pirelli French Round, 8-10 September 2023

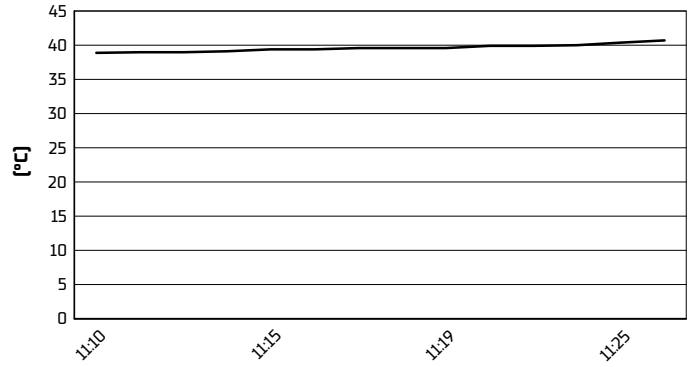
Weather Report Tissot Superpole

Session started 11:10 - Session ended 11:28


Air Temperature



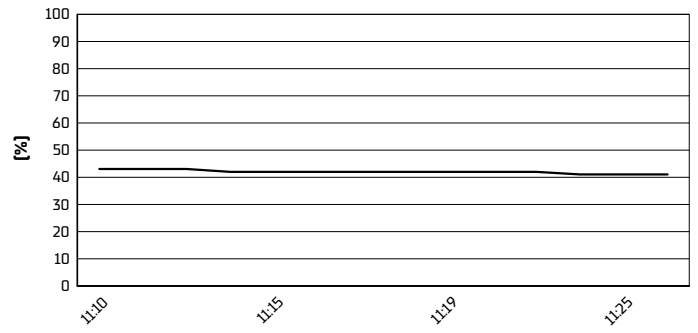
Track Temperature



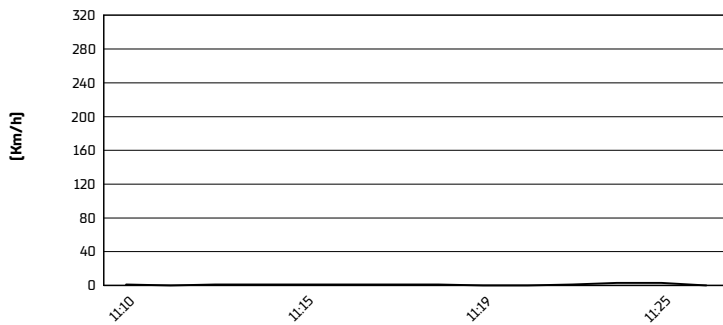
Air Pressure



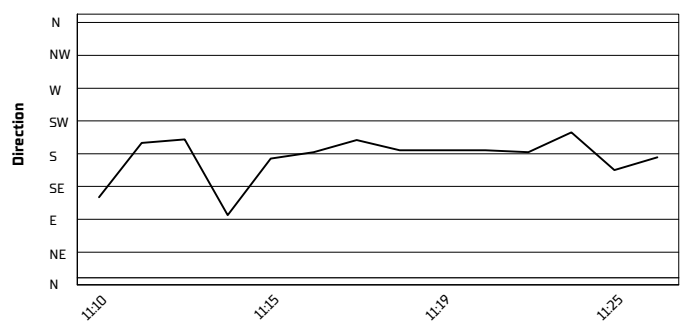
Humidity



Wind Speed



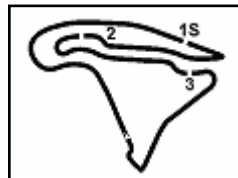
Wind Direction



09/09/2023

These data/results cannot be reproduced, stored and/or transmitted in whole or in part by any manner of electronic, mechanical, photocopying, recording, broadcasting or otherwise now known or herein after developed without the previous express consent by the copyright owner, except for reproduction in daily press and regular printed publications on sale to the public within 60 days of the event related to those data/results and always provided that copyright symbol appears together as follows below.

© DORNA WSBK ORGANIZATION Srl 2023



Magny-Cours 4.411 m

Pirelli French Round, 8-10 September 2023

Tissot Superpole Ranking

	2020	2021	2022	2023
01 Philip Island	Sykes (Gbr) Bmw 1'29.230 (179,3 Km/h)		Bautista (Esp) Duc 1'29.815 (178,2 Km/h)	Razgatlioglu (Tur) Yam 1'29.400 (179,0 Km/h)
02 Mandalika		Razgatlioglu (Tur) Yam 1'32.877 (166,7 Km/h)	Razgatlioglu (Tur) Yam 1'31.371 (169,4 Km/h)	Razgatlioglu (Tur) Yam 1'32.037 (168,2 Km/h)
03 Assen		Rea (Gbr) Kaw 1'33.842 (174,2 Km/h)	Razgatlioglu (Tur) Yam 1'32.934 (175,9 Km/h)	Bautista (Esp) Duc 1'33.542 (174,8 Km/h)
04 Barcelona	Rea (Gbr) Kaw 1'41.619 (163,9 Km/h)	Sykes (Gbr) Bmw 1'40.408 (165,9 Km/h)	Lecuona (Esp) Hon 1'40.766 (165,3 Km/h)	Bautista (Esp) Duc 1'40.264 (166,1 Km/h)
05 Misano		Rea (Gbr) Kaw 1'33.416 (156,5 Km/h)	Bautista (Esp) Duc 1'33.328 (156,6 Km/h)	Bautista (Esp) Duc 1'33.017 (157,1 Km/h)
06 Donington		Rea (Gbr) Kaw 1'40.101 (113,2 Km/h)	Rea (Gbr) Kaw 1'26.080 (131,7 Km/h)	Rea (Gbr) Kaw 1'26.041 (131,8 Km/h)
07 Imola				Razgatlioglu (Tur) Yam 1'45.959 (167,6 Km/h)
08 Most		Rea (Gbr) Kaw 1'31.684 (165,4 Km/h)	Rea (Gbr) Kaw 1'30.947 (166,7 Km/h)	Razgatlioglu (Tur) Yam 1'30.801 (167,0 Km/h)
09 Magny-Cours	Lavery (Irl) Bmw 1'48.644 (140,0 Km/h)	Rea (Gbr) Kaw 1'35.683 (159,0 Km/h)	Rea (Gbr) Kaw 1'36.124 (158,2 Km/h)	Gerloff (Usa) Bmw 1'35.453 (159,3 Km/h)
10 Aragon	Rea (Gbr) Kaw 1'48.767 (168,0 Km/h)	Rea (Gbr) Kaw 1'48.458 (168,5 Km/h)	Razgatlioglu (Tur) Yam 1'48.267 (168,8 Km/h)	
11 Portimao	Rea (Gbr) Kaw 1'40.676 (164,2 Km/h)	Razgatlioglu (Tur) Yam 1'40.219 (165,0 Km/h)	Rea (Gbr) Kaw 1'39.610 (166,0 Km/h)	
12 Jerez	Redding (Gbr) Duc 1'38.736 (161,3 Km/h)	Razgatlioglu (Tur) Yam 1'38.512 (161,6 Km/h)		

2023

- 4 T. Razgatlioglu
- 3 A. Bautista
- 1 **G. Gerloff**
- 1 J. Rea

ALL TIMES

- | | | | |
|--------------------|----------------|---------------------|-------------------|
| 51 T. Sykes | 7 R. Laconi | 2 M. Campbell | 1 S. Hislop |
| 43 T. Corser | 6 C. Crutchlow | 2 A. Gobert | 1 J. Hopkins |
| 41 J. Rea | 6 J. Kocinski | 2 M. Lucchinelli | 1 I. Jaitovich |
| 26 T. Bayliss | 5 M. Biaggi | 2 B. Monti | 1 T. Kipp |
| 21 C. Fogarty | 5 D. Giugliano | 2 Y. Nagai | 1 L. Lanzi |
| 17 D. Polen | 4 S. Guintoli | 2 M. Neukirchner | 1 I. Lecuona |
| 16 N. Hodgson | 4 E. Laverty | 2 S. Redding | 1 A. Lowes |
| 15 C. Edwards | 4 M. Melandri | 2 D. Tardozzi | 1 M. Mladin |
| 12 T. Razgatlioglu | 4 F. Merkel | 2 A. Yanagawa | 1 F. Nieto |
| 11 B. Spies | 4 J. Toseland | 1 A. Badovini | 1 J. Reynolds |
| 10 C. Checa | 3 L. Haslam | 1 R. Burnett | 1 M. Tamada |
| 10 P. Chili | 3 Y. Kagayama | 1 D. Chandler | 1 M. van der Mark |
| 9 A. Bautista | 3 S. Martin | 1 S. Crafar | 1 A. Vieira |
| 9 R. Roche | 3 S. Mertens | 1 M. Doohan | 1 R. Xaus |
| 8 G. Falappa | 3 R. Phillis | 1 M. Dowson | |
| 8 S. Russell | 3 J. Smrz | 1 M. Fabrizio | |
| 8 A. Slight | 3 C. Vermeulen | 1 G. Gerloff | |
| 7 C. Davies | 2 L. Baz | 1 P. Goddard | |
| 7 N. Haga | 2 B. Bostrom | 1 T. Hill | |

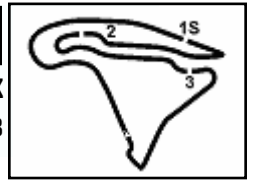
09/09/2023

These data/results cannot be reproduced, stored and/or transmitted in whole or in part by any manner of electronic, mechanical, photocopying, recording, broadcasting or otherwise now known or herein after developed without the previous express consent by the copyright owner, except for reproduction in daily press and regular printed publications on sale to the public within 60 days of the event related to those data/results and always provided that copyright symbol appears together as follows below.

© DORNA WSBK ORGANIZATION Srl 2023

FICR PERUGIA TIMING





Magny-Cours 4.411 m

Pirelli French Round, 8-10 September 2023

Tissot Superpole Award

Points	Points From First	Points From Previous	February 26		March 5		April 23		May 7		June 4		July 2		July 16		July 30		September 10		September 24		October 1		October 29		
			PHILLIP ISLAND	MANDALIKA	ASSEN	BARCELONA	MISANO	DONINGTON PARK	IMOLA	MOST	MAGNY-COURS	ARAGON	PORTIMAO	JEREZ													
1	RAZGATLIOGLU	158	12	7	12	12	7	7	2	9	9	9	6	12	12	12	12	6									
2	BAUTISTA	149	9	12	7	12	12	12	12	12	12	9	9	6	9	7	9										
3	REA	101	57	48	6	3	5	6	9	9	7	4	5	12	7	3	6	5	9	5							
4	LOCATELLI	74	84	27	1	5	9	9	4	5	7	3	3	6	9	7	3	3									
5	RINALDI	66	92	8	4	9	6	3	6	2	7	7	1	2	5	2	5	7									
6	LOWES	58	100	8	2	6	1	7	6	6	4	5	4	5	4	3	3	2									
7	BASSANI	51	107	7	1	3	5	2	4		5	6	2	7	4	6	6										
8	PETRUCCI	35	123	16		2	1			6	7	5	2	9	2	1											
9	AEGERTER	33	125	2	7			3	3	9	4	3	4														
10	GERLOFF	25	133	8					1	3	1	3			4	1	12										
11	GARDNER	18	140	7	3				3	1					7	4											
12	LECUONA	15	143	3	2				5	6	2																
13	REDDING	15	143	0		1	5	2					1	5	1												
14	OETTL	9	149	6	5	4																					
15	BAZ	9	149	0		4								1		4											
16	VIERGE	9	149	0		4	1	1	1	2					1												
17	RAY	4	154	5										4													
18	SYKES	2	156	2									2														
19	VAN DER MARK	2	156	0		2																					

09/09/2023 Odd points columns: Tissot Superpole Even points columns: Tissot Superpole Race

These data/results cannot be reproduced, stored and/or transmitted in whole or in part by any manner of electronic, mechanical, photocopying, recording, broadcasting or otherwise now known or herein after developed without the previous express consent by the copyright owner, except for reproduction in daily press and regular printed publications on sale to the public within 60 days of the event related to those data/results and always provided that copyright symbol appears together as follows below.

© DORNA WSBK ORGANIZATION Srl 2023