

## Pirelli French Round, 8-10 September 2023

### Results Warm Up

1 / 2

No.	Rider	Nat	Team	Bike	Class	Time	Gap	Rel.	Laps	Speed	
										Avg	Max
1	<b>1</b> A. BAUTISTA	ESP	Aruba.it Racing - Ducati	Ducati Panigale V4R		<b>1'36.183</b>			9	165,098	<b>295,1</b>
2	<b>54</b> T. RAZGATLIOGLU	TUR	Pata Yamaha Prometeon WorldSBK	Yamaha YZF R1		<b>1'36.286</b>	0.103	0.103	8	164,921	<b>295,9</b>
3	<b>31</b> G. GERLOFF	USA	Bonovo Action BMW	BMW M1000 RR	IND	<b>1'36.607</b>	0.424	0.321	9	164,373	<b>293,5</b>
4	<b>21</b> M. RINALDI	ITA	Aruba.it Racing - Ducati	Ducati Panigale V4R		<b>1'36.782</b>	0.599	0.175	7	164,076	<b>290,3</b>
5	<b>9</b> D. PETRUCCI	ITA	Barni Spark Racing Team	Ducati Panigale V4R	IND	<b>1'36.882</b>	0.699	0.100	8	163,907	<b>292,7</b>
6	<b>65</b> J. REA	GBR	Kawasaki Racing Team WorldSBK	Kawasaki ZX-10RR		<b>1'36.991</b>	0.808	0.109	6	163,722	<b>291,9</b>
7	<b>45</b> S. REDDING	GBR	ROKIT BMW Motorrad WorldSBK Team	BMW M1000 RR		<b>1'37.059</b>	0.876	0.068	8	163,608	<b>293,5</b>
8	<b>22</b> A. LOWES	GBR	Kawasaki Racing Team WorldSBK	Kawasaki ZX-10RR		<b>1'37.075</b>	0.892	0.016	6	163,581	<b>291,1</b>
9	<b>76</b> L. BAZ	FRA	Bonovo Action BMW	BMW M1000 RR	IND	<b>1'37.365</b>	1.182	0.290	8	163,094	<b>293,5</b>
10	<b>5</b> P. OETTL	GER	Team GoEleven	Ducati Panigale V4R	IND	<b>1'37.396</b>	1.213	0.031	8	163,042	<b>290,3</b>
11	<b>60</b> M. VAN DER MARK	NED	ROKIT BMW Motorrad WorldSBK Team	BMW M1000 RR		<b>1'37.400</b>	1.217	0.004	9	163,035	<b>295,9</b>
12	<b>7</b> I. LECUONA	ESP	Team HRC	Honda CBR1000 RR-R		<b>1'37.403</b>	1.220	0.003	9	163,030	<b>297,5</b>
13	<b>28</b> B. RAY	GBR	Yamaha Motoxracing WorldSBK Team	Yamaha YZF R1	IND	<b>1'37.427</b>	1.244	0.024	8	162,990	<b>291,1</b>
14	<b>77</b> D. AEGERTER	SUI	GYTR GRT Yamaha WorldSBK Team	Yamaha YZF R1	IND	<b>1'37.442</b>	1.259	0.015	8	162,965	<b>294,3</b>
15	<b>47</b> A. BASSANI	ITA	Motocorsa Racing	Ducati Panigale V4R	IND	<b>1'37.486</b>	1.303	0.044	8	162,891	<b>291,9</b>
16	<b>87</b> R. GARDNER	AUS	GYTR GRT Yamaha WorldSBK Team	Yamaha YZF R1	IND	<b>1'37.498</b>	1.315	0.012	8	162,871	<b>288,0</b>
17	<b>55</b> A. LOCATELLI	ITA	Pata Yamaha Prometeon WorldSBK	Yamaha YZF R1		<b>1'37.523</b>	1.340	0.025	8	162,829	<b>291,1</b>
18	<b>97</b> X. VIERGE	ESP	Team HRC	Honda CBR1000 RR-R		<b>1'37.642</b>	1.459	0.119	8	162,631	<b>295,9</b>
19	<b>34</b> L. BALDASSARRI	ITA	GMT94 Yamaha	Yamaha YZF R1	IND	<b>1'38.096</b>	1.913	0.454	8	161,878	<b>291,1</b>
20	<b>44</b> L. MAHIAS	FRA	Kawasaki Puccetti Racing	Kawasaki ZX-10RR	IND	<b>1'38.624</b>	2.441	0.528	8	161,012	<b>280,5</b>
21	<b>35</b> H. SYHRIN	MAS	PETRONAS MIE Racing Honda Team	Honda CBR1000 RR-R	IND	<b>1'38.777</b>	2.594	0.153	8	160,762	<b>285,0</b>
22	<b>32</b> I. VINALES	ESP	TPR Team Pedercini Racing	Kawasaki ZX-10RR	IND	<b>1'38.869</b>	2.686	0.092	6	160,613	<b>289,5</b>
23	<b>38</b> H. SOOMER	EST	PETRONAS MIE Racing Honda Team	Honda CBR1000 RR-R	IND	<b>1'38.880</b>	2.697	0.011	8	160,595	<b>293,5</b>
24	<b>52</b> O. KONIG	CZE	Orelac Racing MOVISIO	Kawasaki ZX-10RR	IND	<b>1'39.443</b>	3.260	0.563	8	159,685	<b>289,5</b>

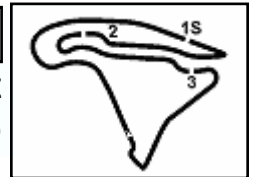
AIR	Humidity:	60%	Temp:	22°C
TRACK	Condition:	Dry	Temp:	25°C

Records	Pole	(SP)	2023	G.Gerloff	1'35.453	166,360	Km/h
	Race	(SPRC)	2021	J.Rea	1'36.374	164,770	Km/h
	All Times	(SP)	2023	G.Gerloff	1'35.453	166,360	Km/h

Start 10/09/2023 09:00 End 09:17 The results are provisional until the end of the time limit for protests and appeals and the completion of the technical checks.

These data/results cannot be reproduced, stored and/or transmitted in whole or in part by any manner of electronic, mechanical, photocopying, recording, broadcasting or otherwise now known or herein after developed without the previous express consent by the copyright owner, except for reproduction in daily press and regular printed publications on sale to the public within 60 days of the event related to those data/results and always provided that copyright symbol appears together as follows below.

© DORNA WSBK ORGANIZATION Srl 2023



## Pirelli French Round, 8-10 September 2023

### Results Warm Up

#### Session Highlights

Local Time	No. Rider	Description
09.00.00		Start
09.00.04		WorldSBK Pit Intervention Time: 45secs
09.04.41	<b>65</b> J. REA	Crashed - Turn 5
09.04.47	<b>52</b> O. KONIG	Current Lap Cancelled - Exceeded Track Limits - Turn 11
09.04.52	<b>65</b> J. REA	Re-joined
09.05.14	<b>60</b> M. VAN DER MARK	Lap Cancelled [1'42.760] - Exceeded Track Limits - Finish Line
09.07.29	<b>87</b> R. GARDNER	On the Gravel - Re-Joined - Turn 1
09.07.38	<b>21</b> M. RINALDI	Lap Cancelled [1'37.868] - Yellow Flag - Turn 5
09.07.54	<b>76</b> L. BAZ	Current Lap Cancelled - Exceeded Track Limits - Turn 11
09.08.19	<b>32</b> I. VINALES	Current Lap Cancelled - Exceeded Track Limits - Turn 11
09.08.21	<b>55</b> A. LOCATELLI	Current Lap Cancelled - Exceeded Track Limits - Turn 11
09.10.08	<b>34</b> L. BALDASSARRI	Lap Cancelled [1'38.373] - Exceeded Track Limits - Finish Line
09.10.13	<b>34</b> L. BALDASSARRI	Lap Cancelled [1'38.373] - Exceeded Track Limits - Finish Line
09.10.57	<b>38</b> H. SOOMER	Current Lap Cancelled - Exceeded Track Limits - Turn 6
09.11.04	<b>54</b> T. RAZGATLIOGLU	Current Lap Cancelled - Exceeded Track Limits - Turn 6
09.12.32	<b>76</b> L. BAZ	Current Lap Cancelled - Exceeded Track Limits - Turn 6
09.14.09	<b>34</b> L. BALDASSARRI	Current Lap Cancelled - Exceeded Track Limits - Turn 6
09.14.18	<b>9</b> D. PETRUCCI	Current Lap Cancelled - Exceeded Track Limits - Turn 6
09.14.48	<b>5</b> P. OETTL	Current Lap Cancelled - Exceeded Track Limits - Turn 6
09.17.44		End Of Session

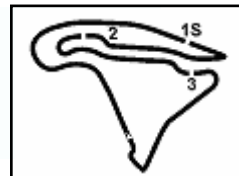
#### Fastest Laps Sequence

No.	Rider	Nat	Team	Bike	Local Time	Time	Gap	Avg
<b>76</b>	L. BAZ	FRA	Bonovo Action BMW	BMW M1000 RR	09:03'22.409	<b>1'37.969</b>		162,088
<b>60</b>	M. VAN DER MARK	NED	ROKiT BMW Motorrad WorldSBK Team	BMW M1000 RR	09:03'22.621	<b>1'37.814</b>	-0.155	162,345
<b>22</b>	A. LOWES	GBR	Kawasaki Racing Team WorldSBK	Kawasaki ZX-10RR	09:03'44.042	<b>1'37.075</b>	-0.739	163,581
<b>1</b>	A. BAUTISTA	ESP	Aruba.it Racing - Ducati	Ducati Panigale V4R	09:05'05.153	<b>1'36.964</b>	-0.111	163,768
<b>54</b>	T. RAZGATLIOGLU	TUR	Pata Yamaha Prometeon WorldSBK	Yamaha YZF R1	09:05'27.434	<b>1'36.313</b>	-0.651	164,875
<b>54</b>	T. RAZGATLIOGLU	TUR	Pata Yamaha Prometeon WorldSBK	Yamaha YZF R1	09:07'03.720	<b>1'36.286</b>	-0.027	164,921
<b>1</b>	A. BAUTISTA	ESP	Aruba.it Racing - Ducati	Ducati Panigale V4R	09:09'56.050	<b>1'36.183</b>	-0.103	165,098

Start 09:00 End 09:17 The results are provisional until the end of the time limit for protests and appeals and the completion of the technical checks.

These data/results cannot be reproduced, stored and/or transmitted in whole or in part by any manner of electronic, mechanical, photocopying, recording, broadcasting or otherwise now known or herein after developed without the previous express consent by the copyright owner, except for reproduction in daily press and regular printed publications on sale to the public within 60 days of the event related to those data/results and always provided that copyright symbol appears together as follows below.

© DORNA WSBK ORGANIZATION Srl 2023



Magny-Cours 4.411 m

## Pirelli French Round, 8-10 September 2023

Starting Grid - Tissot Superpole Race (10 Laps x 4,411 km = 44,110 km)

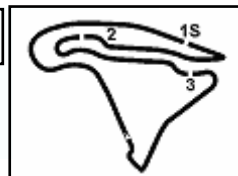
		2	<b>1</b> BAUTISTA A. Ducati 1'35.512	1	<b>31</b> GERLOFF G. BMW 1'35.453	<b>1</b>
3	<b>21</b> RINALDI M. Ducati 1'35.820			4	<b>54</b> RAZGATLIOGLU T. Yamaha 1'35.868	<b>2</b>
6	<b>76</b> BAZ L. BMW 1'36.004	5	<b>65</b> REA J. Kawasaki 1'35.959			
		8	<b>22</b> LOWES A. Kawasaki 1'36.085	7	<b>55</b> LOCATELLI A. Yamaha 1'36.078	<b>3</b>
9	<b>9</b> PETRUCCI D. Ducati 1'36.102			10	<b>45</b> REDDING S. BMW 1'36.217	<b>4</b>
12	<b>77</b> AEGERTER D. Yamaha 1'36.557	11	<b>5</b> OETTL P. Ducati 1'36.493			
		14	<b>7</b> LECUONA I. Honda 1'36.667	13	<b>60</b> VAN DER MARK M. BMW 1'36.596	<b>5</b>
15	<b>87</b> GARDNER R. Yamaha 1'36.706			16	<b>97</b> VIERGE X. Honda 1'36.710	<b>6</b>
18	<b>44</b> MAHIAS L. Kawasaki 1'37.236	17	<b>28</b> RAY B. Yamaha 1'36.961			
		20	<b>34</b> BALDASSARRI L. Yamaha 1'37.413	19	<b>47</b> BASSANI A. Ducati 1'37.384	<b>7</b>
21	<b>38</b> SOOMER H. Honda 1'37.692					
24	<b>52</b> KONIG O. Kawasaki 1'39.051	23	<b>32</b> VINALES I. Kawasaki 1'38.210	22	<b>35</b> SYAHRIN H. Honda 1'38.132	<b>8</b>

10/09/2023 The Race Director .....

These data/results cannot be reproduced, stored and/or transmitted in whole or in part by any manner of electronic, mechanical, photocopying, recording, broadcasting or otherwise now known or herein after developed without the previous express consent by the copyright owner, except for reproduction in daily press and regular printed publications on sale to the public within 60 days of the event related to those data/results and always provided that copyright symbol appears together as follows below. © DORNA WSBK ORGANIZATION Srl 2023

FICR PERUGIA TIMING





Magny-Cours 4.411 m

## Pirelli French Round, 8-10 September 2023

### Best Sectors & Speed Warm Up

#### BEST LAP

1	1	A. BAUTISTA	Ducati Panigale V4R	1'36.183
2	54	T. RAZGATLIOGLU	Yamaha YZF R1	1'36.286
3	31	G. GERLOFF	BMW M1000 RR	1'36.607
4	21	M. RINALDI	Ducati Panigale V4R	1'36.782
5	9	D. PETRUCCI	Ducati Panigale V4R	1'36.882
6	65	J. REA	Kawasaki ZX-10RR	1'36.991
7	45	S. REDDING	BMW M1000 RR	1'37.059
8	22	A. LOWES	Kawasaki ZX-10RR	1'37.075
9	76	L. BAZ	BMW M1000 RR	1'37.365
10	5	P. OETTL	Ducati Panigale V4R	1'37.396
11	60	M. VAN DER MARK	BMW M1000 RR	1'37.400
12	7	I. LECUONA	Honda CBR1000 RR-R	1'37.403
13	28	B. RAY	Yamaha YZF R1	1'37.427
14	77	D. AEGERTER	Yamaha YZF R1	1'37.442
15	47	A. BASSANI	Ducati Panigale V4R	1'37.486
16	87	R. GARDNER	Yamaha YZF R1	1'37.498
17	55	A. LOCATELLI	Yamaha YZF R1	1'37.523
18	97	X. VIERGE	Honda CBR1000 RR-R	1'37.642
19	34	L. BALDASSARRI	Yamaha YZF R1	1'38.096
20	44	L. MAHIAS	Kawasaki ZX-10RR	1'38.624
21	35	H. SYHRIN	Honda CBR1000 RR-R	1'38.777
22	32	I. VINALES	Kawasaki ZX-10RR	1'38.869
23	38	H. SOOMER	Honda CBR1000 RR-R	1'38.880
24	52	D. KONIG	Kawasaki ZX-10RR	1'39.443

#### SPEED

1	7	I. LECUONA	Honda CBR1000 RR-R	297,5
2	54	T. RAZGATLIOGLU	Yamaha YZF R1	295,9
3	60	M. VAN DER MARK	BMW M1000 RR	295,9
4	97	X. VIERGE	Honda CBR1000 RR-R	295,9
5	1	A. BAUTISTA	Ducati Panigale V4R	295,1
6	77	D. AEGERTER	Yamaha YZF R1	294,3
7	76	L. BAZ	BMW M1000 RR	293,5
8	38	H. SOOMER	Honda CBR1000 RR-R	293,5
9	31	G. GERLOFF	BMW M1000 RR	293,5
10	45	S. REDDING	BMW M1000 RR	293,5
11	9	D. PETRUCCI	Ducati Panigale V4R	292,7
12	65	J. REA	Kawasaki ZX-10RR	291,9
13	47	A. BASSANI	Ducati Panigale V4R	291,9
14	34	L. BALDASSARRI	Yamaha YZF R1	291,1
15	22	A. LOWES	Kawasaki ZX-10RR	291,1
16	55	A. LOCATELLI	Yamaha YZF R1	291,1
17	28	B. RAY	Yamaha YZF R1	291,1
18	5	P. OETTL	Ducati Panigale V4R	290,3
19	21	M. RINALDI	Ducati Panigale V4R	290,3
20	52	D. KONIG	Kawasaki ZX-10RR	289,5
21	32	I. VINALES	Kawasaki ZX-10RR	289,5
22	87	R. GARDNER	Yamaha YZF R1	288,0
23	35	H. SYHRIN	Honda CBR1000 RR-R	285,0
24	44	L. MAHIAS	Kawasaki ZX-10RR	280,5

#### SEG. 1

1	1	A. BAUTISTA	28.534
2	31	G. GERLOFF	28.857
3	65	J. REA	28.874
4	9	D. PETRUCCI	28.889
5	60	M. VAN DER MARK	28.900
6	54	T. RAZGATLIOGLU	28.906
7	21	M. RINALDI	28.941
8	76	L. BAZ	28.950
9	77	D. AEGERTER	28.956
10	22	A. LOWES	28.966
11	47	A. BASSANI	28.973
12	97	X. VIERGE	28.975
13	45	S. REDDING	29.017
14	7	I. LECUONA	29.021
15	5	P. OETTL	29.060
16	28	B. RAY	29.085
17	55	A. LOCATELLI	29.166
18	87	R. GARDNER	29.223
19	32	I. VINALES	29.318
20	34	L. BALDASSARRI	29.331
21	44	L. MAHIAS	29.363
22	38	H. SOOMER	29.626
23	35	H. SYHRIN	29.628
24	52	D. KONIG	29.673

#### SEG. 2

1	54	T. RAZGATLIOGLU	20.926
2	1	A. BAUTISTA	21.082
3	21	M. RINALDI	21.151
4	65	J. REA	21.182
5	45	S. REDDING	21.187
6	31	G. GERLOFF	21.189
7	22	A. LOWES	21.207
8	5	P. OETTL	21.234
9	55	A. LOCATELLI	21.244
10	9	D. PETRUCCI	21.244
11	7	I. LECUONA	21.283
12	87	R. GARDNER	21.286
13	60	M. VAN DER MARK	21.288
14	77	D. AEGERTER	21.291
15	28	B. RAY	21.322
16	97	X. VIERGE	21.338
17	34	L. BALDASSARRI	21.366
18	47	A. BASSANI	21.388
19	76	L. BAZ	21.452
20	38	H. SOOMER	21.480
21	32	I. VINALES	21.597
22	35	H. SYHRIN	21.600
23	52	D. KONIG	21.653
24	44	L. MAHIAS	21.729

#### SEG. 3

1	54	T. RAZGATLIOGLU	21.720
2	1	A. BAUTISTA	21.772
3	65	J. REA	21.917
4	45	S. REDDING	21.918
5	22	A. LOWES	21.937
6	31	G. GERLOFF	21.947
7	9	D. PETRUCCI	21.950
8	21	M. RINALDI	21.982
9	60	M. VAN DER MARK	22.001
10	76	L. BAZ	22.022
11	7	I. LECUONA	22.072
12	87	R. GARDNER	22.088
13	97	X. VIERGE	22.116
14	28	B. RAY	22.120
15	77	D. AEGERTER	22.127
16	55	A. LOCATELLI	22.152
17	5	P. OETTL	22.156
18	47	A. BASSANI	22.177
19	34	L. BALDASSARRI	22.180
20	32	I. VINALES	22.261
21	44	L. MAHIAS	22.276
22	35	H. SYHRIN	22.454
23	38	H. SOOMER	22.477
24	52	D. KONIG	22.645

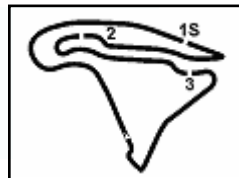
#### SEG. 4

1	31	G. GERLOFF	24.513
2	54	T. RAZGATLIOGLU	24.555
3	21	M. RINALDI	24.615
4	22	A. LOWES	24.647
5	65	J. REA	24.682
6	1	A. BAUTISTA	24.689
7	87	R. GARDNER	24.749
8	9	D. PETRUCCI	24.780
9	5	P. OETTL	24.816
10	45	S. REDDING	24.816
11	76	L. BAZ	24.826
12	47	A. BASSANI	24.864
13	28	B. RAY	24.868
14	7	I. LECUONA	24.907
15	55	A. LOCATELLI	24.937
16	60	M. VAN DER MARK	24.961
17	77	D. AEGERTER	24.976
18	34	L. BALDASSARRI	24.995
19	35	H. SYHRIN	25.054
20	44	L. MAHIAS	25.074
21	97	X. VIERGE	25.102
22	32	I. VINALES	25.151
23	52	D. KONIG	25.154
24	38	H. SOOMER	25.224

10/09/2023

These data/results cannot be reproduced, stored and/or transmitted in whole or in part by any manner of electronic, mechanical, photocopying, recording, broadcasting or otherwise now known or herein after developed without the previous express consent by the copyright owner, except for reproduction in daily press and regular printed publications on sale to the public within 60 days of the event related to those data/results and always provided that copyright symbol appears together as follows below.

© DORNA WSBK ORGANIZATION Srl 2023



Magny-Cours 4.411 m

**Pirelli French Round, 8-10 September 2023**
**Ideal Times Warm Up**

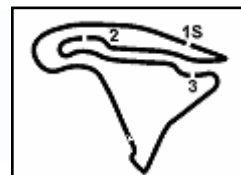
No.	Rider	Nat	Bike	Seg. 1	Seg. 2	Seg. 3	Seg. 4	Ideal Time		
				Diff. 1	Diff. 2	Diff. 3	Diff. 4	Best Lap	Pos.	Diff.
1	<b>1 A. BAUTISTA</b>	ESP	Ducati Panigale V4R	<b>28.534</b> +0.027	21.082 +0.061	21.772 +0.004	24.689 +0.014	<b>1'36.077</b> 1'36.183	1	0.106
2	<b>54 T. RAZGATLIOGLU</b>	TUR	Yamaha YZF R1	28.906	<b>20.926</b> +0.023	<b>21.720</b>	24.555 +0.156	<b>1'36.107</b> 1'36.286	2	0.179
3	<b>31 G. GERLOFF</b>	USA	BMW M1000 RR	28.857 +0.086	21.189	21.947 +0.015	<b>24.513</b>	<b>1'36.506</b> 1'36.607	3	0.101
4	<b>65 J. REA</b>	GBR	Kawasaki ZX-10RR	28.874 +0.268	21.182	21.917 +0.066	24.682 +0.002	<b>1'36.655</b> 1'36.991	6	0.336
5	<b>21 M. RINALDI</b>	ITA	Ducati Panigale V4R	28.941 +0.093	21.151	21.982	24.615	<b>1'36.689</b> 1'36.782	4	0.093
6	<b>22 A. LOWES</b>	GBR	Kawasaki ZX-10RR	28.966 +0.196	21.207 +0.063	21.937 +0.059	24.647	<b>1'36.757</b> 1'37.075	8	0.318
7	<b>9 D. PETRUCCI</b>	ITA	Ducati Panigale V4R	28.889	21.244	21.950 +0.019	24.780	<b>1'36.863</b> 1'36.882	5	0.019
8	<b>45 S. REDDING</b>	GBR	BMW M1000 RR	29.017 +0.095	21.187	21.918	24.816 +0.026	<b>1'36.938</b> 1'37.059	7	0.121
9	<b>60 M. VAN DER MARK</b>	NED	BMW M1000 RR	28.900 +0.055	21.288 +0.163	22.001	24.961 +0.032	<b>1'37.150</b> 1'37.400	11	0.250
10	<b>76 L. BAZ</b>	FRA	BMW M1000 RR	28.950	21.452 +0.115	22.022	24.826	<b>1'37.250</b> 1'37.365	9	0.115
11	<b>5 P. OETTL</b>	GER	Ducati Panigale V4R	29.060	21.234 +0.130	22.156	24.816	<b>1'37.266</b> 1'37.396	10	0.130
12	<b>7 I. LECUONA</b>	ESP	Honda CBR1000 RR-R	29.021	21.283	22.072 +0.091	24.907 +0.029	<b>1'37.283</b> 1'37.403	12	0.120
13	<b>87 R. GARDNER</b>	AUS	Yamaha YZF R1	29.223 +0.043	21.286 +0.109	22.088	24.749	<b>1'37.346</b> 1'37.498	16	0.152
14	<b>77 D. AEGERTER</b>	SUI	Yamaha YZF R1	28.956	21.291 +0.053	22.127 +0.004	24.976 +0.035	<b>1'37.350</b> 1'37.442	14	0.092
15	<b>28 B. RAY</b>	GBR	Yamaha YZF R1	29.085	21.322	22.120	24.868 +0.032	<b>1'37.395</b> 1'37.427	13	0.032
16	<b>47 A. BASSANI</b>	ITA	Ducati Panigale V4R	28.973 +0.007	21.388 +0.063	22.177 +0.014	24.864	<b>1'37.402</b> 1'37.486	15	0.084
17	<b>55 A. LOCATELLI</b>	ITA	Yamaha YZF R1	29.166	21.244 +0.021	22.152 +0.003	24.937	<b>1'37.499</b> 1'37.523	17	0.024
18	<b>97 X. VIERGE</b>	ESP	Honda CBR1000 RR-R	28.975 +0.098	21.338 +0.013	22.116	25.102	<b>1'37.531</b> 1'37.642	18	0.111
19	<b>34 L. BALDASSARRI</b>	ITA	Yamaha YZF R1	29.331	21.366 +0.089	22.180 +0.035	24.995 +0.100	<b>1'37.872</b> 1'38.096	19	0.224
20	<b>32 I. VINALES</b>	ESP	Kawasaki ZX-10RR	29.318 +0.391	21.597 +0.151	22.261	25.151	<b>1'38.327</b> 1'38.869	22	0.542
21	<b>44 L. MAHIAS</b>	FRA	Kawasaki ZX-10RR	29.363	21.729 +0.078	22.276	25.074 +0.104	<b>1'38.442</b> 1'38.624	20	0.182
22	<b>35 H. SYAHRIN</b>	MAS	Honda CBR1000 RR-R	29.628 +0.002	21.600	22.454 +0.015	25.054 +0.024	<b>1'38.736</b> 1'38.777	21	0.041
23	<b>38 H. SOOMER</b>	EST	Honda CBR1000 RR-R	29.626 +0.073	21.480	22.477	25.224	<b>1'38.807</b> 1'38.880	23	0.073
24	<b>52 O. KONIG</b>	CZE	Kawasaki ZX-10RR	29.673 +0.254	21.653	22.645 +0.064	25.154	<b>1'39.125</b> 1'39.443	24	0.318
<b>Overall Ideal Time</b>				28.534	20.926	21.720	24.513	<b>1'35.693</b>		

10/09/2023

These data/results cannot be reproduced, stored and/or transmitted in whole or in part by any manner of electronic, mechanical, photocopying, recording, broadcasting or otherwise now known or herein after developed without the previous express consent by the copyright owner, except for reproduction in daily press and regular printed publications on sale to the public within 60 days of the event related to those data/results and always provided that copyright symbol appears together as follows below.

© DORNA WSBK ORGANIZATION Srl 2023

**FIGR PERUGIA TIMING**

Magny-Cours 4.411 m

## Pirelli French Round, 8-10 September 2023

### Chronological Analysis Warm Up

1° 1 A. BAUTISTA [1'36.183]								6° 65 J. REA [1'36.991]							
Lap	Seg1	Seg2	Seg3	Seg4	Lap Time	km/h	Local Time	Lap	Seg1	Seg2	Seg3	Seg4	Lap Time	km/h	Local Time
1		22.442	22.731	25.308		249,4	9:01'50.044	1		22.726	23.182	26.870		249,4	9:02'14.072
2	29.470	21.466	22.127	25.082	1'38.145	282,0	9:03'28.189	2	29.005	21.321	21.919	24.970	1'37.215	287,2	9:03'51.287
3	28.944	21.206	21.986	24.828	1'36.964	285,7	9:05'05.153	3	<b>28.874</b>	49.139	23.050	27.221	2'08.284P	282,0	9:05'59.571
4	<b>28.534</b>	21.435	22.135	24.985	1'37.089	282,7	9:06'42.242	4	4'15.517	21.831	22.777	26.194	5'26.319P	282,0	9:11'25.890
5	28.694	21.823	22.280	24.828	1'37.625	285,7	9:08'19.867	5	29.161	21.297	<b>21.917</b>	24.711	1'37.086	288,8	9:13'02.976
6	28.561	21.143	21.776	24.703	<b>1'36.183</b>	286,5	9:09'56.050	6	29.101	21.239	21.973	<b>24.682</b>	1'36.995	<b>291,9</b>	9:14'39.971
7	28.716	<b>21.082</b>	21.892	24.715	1'36.405	292,7	9:11'32.455	7	29.142	<b>21.182</b>	21.983	24.684	<b>1'36.991</b>	<b>291,9</b>	9:16'16.962
8	28.800	21.210	21.867	<b>24.689</b>	1'36.566	291,1	9:13'09.021								
9	28.632	21.605	21.851	24.975	1'37.063	<b>295,1</b>	9:14'46.084								
10	28.699	21.314	<b>21.772</b>	24.723	1'36.508	285,7	9:16'22.592								
								7° 45 S. REDDING [1'37.059]							
								Lap	Seg1	Seg2	Seg3	Seg4	Lap Time	km/h	Local Time
								1		23.282	23.417	30.937		256,5	9:02'15.093
								2	29.180	21.449	22.016	24.875	1'37.520	286,5	9:03'52.613
								3	<b>29.017</b>	25.544	24.709	29.983	1'49.253	276,9	9:05'41.866
								4	29.216	21.366	21.947	<b>24.816</b>	1'37.345	291,9	9:07'19.211
								5	33.190	24.089	23.562	25.461	1'46.302	270,7	9:09'05.513
								6	29.351	21.483	23.340	26.686	1'40.860	291,1	9:10'46.373
								7	29.151	21.486	21.965	24.865	1'37.467	285,7	9:12'23.840
								8	29.112	<b>21.187</b>	<b>21.918</b>	24.842	<b>1'37.059</b>	<b>293,5</b>	9:14'00.899
								9	29.161	21.357	21.995	24.824	1'37.337	290,3	9:15'38.236
								8° 22 A. LOWES [1'37.075]							
								Lap	Seg1	Seg2	Seg3	Seg4	Lap Time	km/h	Local Time
								1		22.171	22.777	25.552		275,5	9:02'06.967
								2	29.162	21.270	21.996	<b>24.647</b>	<b>1'37.075</b>	282,0	9:03'44.042
								3	40.834	24.729	27.829	30.031	2'03.423P	249,4	9:05'47.465
								4	3'26.143	21.633	22.514	24.968	4'35.258P	280,5	9:10'22.723
								5	29.029	21.380	22.345	24.833	1'37.587	280,5	9:12'00.310
								6	29.044	<b>21.207</b>	<b>21.937</b>	24.928	1'37.116	<b>291,1</b>	9:13'37.426
								7	<b>28.966</b>	21.266	22.199	24.772	1'37.203	287,2	9:15'14.629
								9° 76 L. BAZ [1'37.365]							
								Lap	Seg1	Seg2	Seg3	Seg4	Lap Time	km/h	Local Time
								1		22.220	22.512	25.118		254,1	9:01'44.440
								2	29.283	<b>21.452</b>	22.157	25.077	1'37.969	284,2	9:03'22.409
								3	29.411	21.583	23.660	27.138	1'41.792	280,5	9:05'04.201
								4	29.142	21.506	22.066	24.894	1'37.608	282,7	9:06'41.809
								5	29.062	23.476	22.170	25.156	1'39.864C	<b>293,5</b>	9:08'21.673
								6	29.037	21.464	22.121	24.983	1'37.605	290,3	9:09'59.278
								7	29.089	21.549	24.418	30.091	1'45.147	290,3	9:11'44.425
								8	29.267	22.163	23.465	24.970	1'39.865C	292,7	9:13'24.290
								9	<b>28.950</b>	21.567	<b>22.022</b>	<b>24.826</b>	<b>1'37.365</b>	291,1	9:15'01.655
								10° 5 P. DETTL [1'37.396]							
								Lap	Seg1	Seg2	Seg3	Seg4	Lap Time	km/h	Local Time
								1		22.235	22.755	25.631		276,9	9:02'15.487
								2	29.261	21.436	22.514	25.059	1'38.270	274,8	9:03'53.757
								3	29.111	24.498	25.708	25.075	1'44.392	279,1	9:05'38.149
								4	<b>29.060</b>	21.364	<b>22.156</b>	<b>24.816</b>	<b>1'37.396</b>	287,2	9:07'15.545
								5	33.663	21.918	22.374	24.885	1'42.840	274,8	9:08'58.385
								6	29.189	<b>21.234</b>	22.455	24.884	1'37.762	<b>290,3</b>	9:10'36.147
								7	35.201	21.418	22.386	25.077	1'44.082	279,8	9:12'20.229
								8	29.370	21.416	22.545	25.179	1'38.510	287,2	9:13'58.739
								9	29.776	22.614	23.926	26.006	1'42.322C	275,5	9:15'41.061
								11° 60 M. VAN DER MARK [1'37.400]							
								Lap	Seg1	Seg2	Seg3	Seg4	Lap Time	km/h	Local Time
								1		22.511	22.432	25.231		250,0	9:01'44.807
								2	28.988	21.673	22.110	25.043	1'37.814	276,2	9:03'22.621
								3	29.157	21.735	25.999	25.869	1'42.760C	290,3	9:05'05.381
								4	28.955	21.451	<b>22.001</b>	24.993	<b>1'37.400</b>	287,2	9:06'42.781

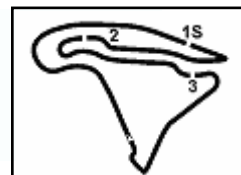
10/09/2023

P = Pits In/Out - C = Lap Time Cancelled

These data/results cannot be reproduced, stored and/or transmitted in whole or in part by any manner of electronic, mechanical, photocopying, recording, broadcasting or otherwise now known or herein after developed without the previous express consent by the copyright owner, except for reproduction in daily press and regular printed publications on sale to the public within 60 days of the event related to those data/results and always provided that copyright symbol appears together as follows below.

© DORNA WSBK ORGANIZATION Srl 2023





## Pirelli French Round, 8-10 September 2023

### Chronological Analysis Warm Up

7	29.878	21.895	22.803	25.215	1'39.791	284,2	9:11'57.520
8	29.865	21.619	22.532	<b>25.054</b>	1'39.070	282,7	9:13'36.590
9	29.726	21.682	22.544	28.539	1'42.491	<b>285,0</b>	9:15'19.081

22° 32 I. VINALES (1'38.869)							
Lap	Seg.1	Seg.2	Seg.3	Seg.4	Lap Time	km/h	Local Time
1		24.227	27.836	26.845		232,8	9:01'58.546
2	29.709	21.748	<b>22.261</b>	<b>25.151</b>	<b>1'38.869</b>	272,0	9:03'37.415
3	29.616	21.721	22.302	28.168	1'41.807	281,3	9:05'19.222
4	<b>29.318</b>	29.947	22.478	25.399	1'47.142	<b>289,5</b>	9:07'06.364
5	29.849	21.866	24.936	30.297	1'46.948CP	279,1	9:08'53.312
6	3'10.822	22.710	23.925	30.867	4'28.324P	259,0	9:13'21.636
7	29.866	<b>21.597</b>	22.415	25.170	1'39.048	283,5	9:15'00.684

23° 38 H. SOOMER (1'38.880)							
Lap	Seg.1	Seg.2	Seg.3	Seg.4	Lap Time	km/h	Local Time
1		22.793	22.995	26.005		246,6	9:01'49.895
2	30.122	21.931	22.762	25.575	1'40.390	265,4	9:03'30.285
3	29.851	21.782	22.729	25.613	1'39.975	292,7	9:05'10.260
4	<b>29.626</b>	21.835	22.677	25.293	1'39.431	288,8	9:06'49.691
5	29.709	21.646	22.597	25.331	1'39.283	290,3	9:08'28.974
6	29.699	<b>21.480</b>	<b>22.477</b>	<b>25.224</b>	<b>1'38.880</b>	<b>293,5</b>	9:10'07.854
7	29.852	22.551	23.988	25.324	1'41.715C	289,5	9:11'49.569
8	29.808	21.643	22.478	25.350	1'39.279	291,9	9:13'28.848
9	29.861	21.625	22.531	25.258	1'39.275	290,3	9:15'08.123

24° 52 O. KONIG (1'39.443)							
Lap	Seg.1	Seg.2	Seg.3	Seg.4	Lap Time	km/h	Local Time
1		23.310	23.326	25.865		233,3	9:01'52.334
2	30.031	22.269	22.850	25.459	1'40.609	285,7	9:03'32.943
3	29.879	24.013	23.892	28.133	1'45.917C	<b>289,5</b>	9:05'18.860
4	<b>29.673</b>	21.982	<b>22.645</b>	25.470	1'39.770	284,2	9:06'58.630
5	29.930	23.429	24.224	25.552	1'43.135	288,0	9:08'41.765
6	29.790	21.826	22.661	25.265	1'39.542	286,5	9:10'21.307
7	29.848	22.043	22.720	25.263	1'39.874	287,2	9:12'01.181
8	29.678	21.875	22.649	25.253	1'39.455	285,7	9:13'40.636
9	29.927	<b>21.653</b>	22.709	<b>25.154</b>	<b>1'39.443</b>	286,5	9:15'20.079

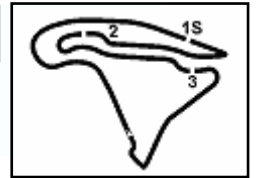
10/09/2023

P = Pits In/Out - C = Lap Time Cancelled

These data/results cannot be reproduced, stored and/or transmitted in whole or in part by any manner of electronic, mechanical, photocopying, recording, broadcasting or otherwise now known or herein after developed without the previous express consent by the copyright owner, except for reproduction in daily press and regular printed publications on sale to the public within 60 days of the event related to those data/results and always provided that copyright symbol appears together as follows below.

© DORNA WSBK ORGANIZATION Srl 2023





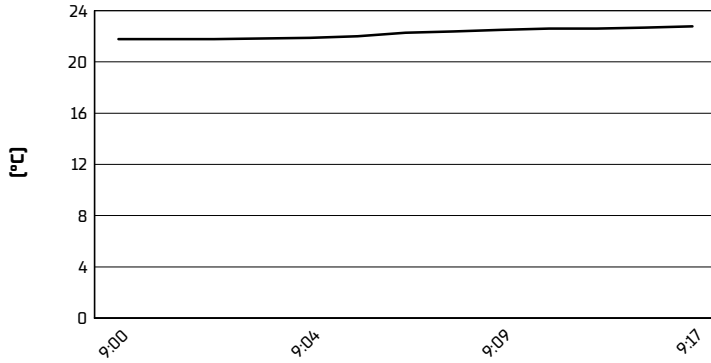
Magny-Cours 4.411 m

**Pirelli French Round, 8-10 September 2023**

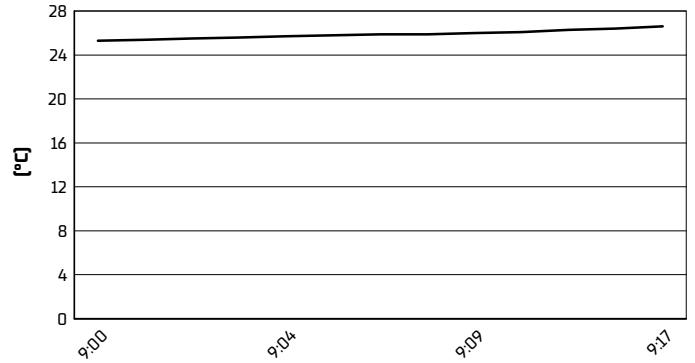
**Weather Report Warm Up**

Session started 09:00 - Session ended 9:17

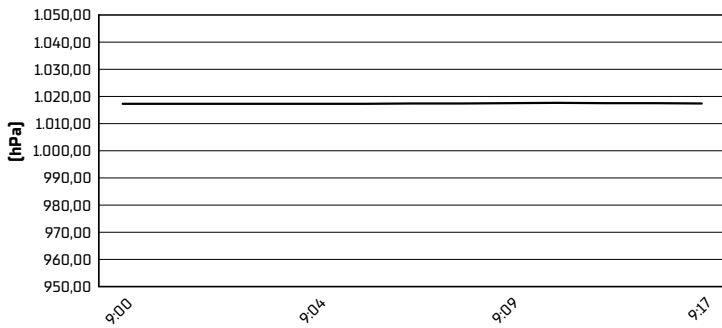
**Air Temperature**



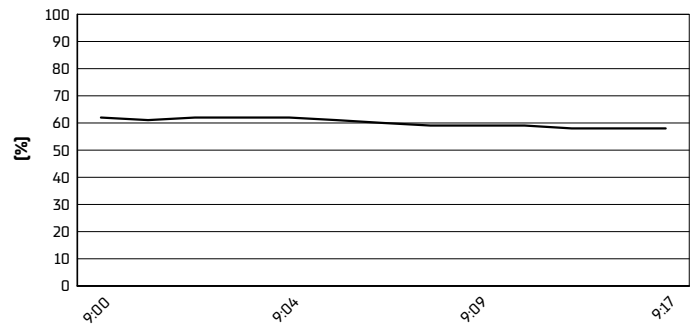
**Track Temperature**



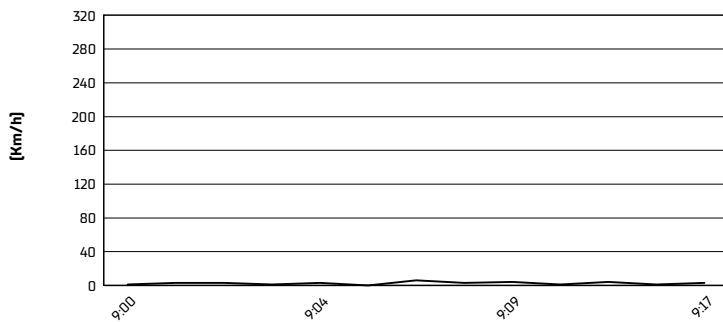
**Air Pressure**



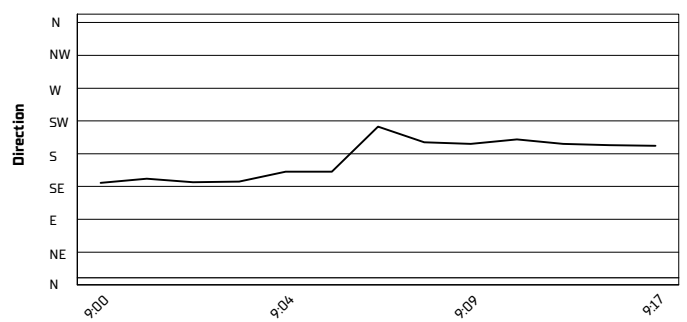
**Humidity**



**Wind Speed**



**Wind Direction**



10/09/2023

These data/results cannot be reproduced, stored and/or transmitted in whole or in part by any manner of electronic, mechanical, photocopying, recording, broadcasting or otherwise now known or herein after developed without the previous express consent by the copyright owner, except for reproduction in daily press and regular printed publications on sale to the public within 60 days of the event related to those data/results and always provided that copyright symbol appears together as follows below.

© DORNA WSBK ORGANIZATION Srl 2023