

Magny-Cours 4.411 m

Pirelli French Round, 8-10 September 2023
Results Race 1

Laps 19 = 83,809 Km - Time of Race 32'05.753 - Avg. 156,672 km/h

1 / 2

Pos	Grid	No. Rider	Nat	Team	Bike	Class	LL	Gap	Rel.	Fastest Lap	Speed	Qualifying	Speed
1	1	11 N. BULEGA	ITA	Aruba.it Racing WorldSSP Team	Ducati Panigale V2		19			1'41.026	258,4	1'40.074	261,5
2	4	62 S. MANZI	ITA	Ten Kate Racing Yamaha	Yamaha YZF R6		19	0.587	0.587	1'41.027	258,4	1'40.398	259,0
3	2	94 V. DEBISE	FRA	GMT94 Yamaha	Yamaha YZF R6		19	4.898	4.311	1'40.928	258,4	1'40.248	259,6
4	6	99 A. HUERTAS	ESP	MTM Kawasaki	Kawasaki ZX-6R		19	7.701	2.803	1'41.336	264,1	1'40.640	262,8
5	7	66 N. TUULI	FIN	PTR Triumph	Triumph Street Triple RS 765		19	9.969	2.268	1'41.276	264,1	1'40.702	262,1
6	5	55 Y. MONTELLA	ITA	Barni Spark Racing Team	Ducati Panigale V2		19	12.013	2.044	1'41.475	259,0	1'40.532	262,1
7	8	23 M. SCHROETTER	GER	MV Agusta Reparto Corse	MV Agusta F3 800 RR		19	12.213	0.200	1'41.602	260,2	1'40.791	260,9
8	11	64 F. CARICASULO	ITA	Althea Racing Team	Ducati Panigale V2		19	20.286	8.073	1'41.684	261,5	1'40.875	261,5
9	17	54 B. SOFUOGLU	TUR	MV Agusta Reparto Corse	MV Agusta F3 800 RR		19	24.206	3.920	1'42.039	261,5	1'41.216	260,9
10	9	48 L. DALLA PORTA	ITA	Evan Bros. WorldSSP Yamaha Team	Yamaha YZF R6		19	24.312	0.106	1'41.937	260,9	1'40.804	261,5
11	10	25 A. VERDOIA	FRA	Yamaha Thailand Racing Team	Yamaha YZF R6		19	24.771	0.459	1'42.002	262,1	1'40.808	260,9
12	14	86 J. GIMBERT	FRA	GMT94 Yamaha	Yamaha YZF R6		19	35.869	11.098	1'42.414	258,4	1'41.079	260,2
13	16	69 T. BOOTH-AMOS	GBR	Motozoo ME AIR Racing	Kawasaki ZX-6R	*	19	36.025	0.156	1'42.324	257,1	1'41.208	257,1
14	13	43 S. JESPERSEN	DEN	VFT Racing WEBIKE Yamaha	Yamaha YZF R6		19	36.215	0.190	1'42.359	258,4	1'41.072	260,2
15	18	17 J. MCPHEE	GBR	Vince64 by Puccetti Racing	Kawasaki ZX-6R		19	42.544	6.329	1'42.702	258,4	1'41.510	259,0
16	3	3 R. DE ROSA	ITA	Orelac Racing Verdnatura	Ducati Panigale V2		19	45.041	2.497	1'42.143	260,9	1'40.366	259,6
17	21	61 C. ONCU	TUR	Kawasaki Puccetti Racing	Kawasaki ZX-6R		19	49.455	4.414	1'43.150	256,5	1'41.860	261,5
18	29	16 Y. OKAYA	JPN	ProDina Kawasaki Racing	Kawasaki ZX-6R	*	19	52.446	2.991	1'43.273	260,9	1'42.919	257,1
19	26	7 A. NORRODIN	MAS	PETRONAS MIE Racing Honda Team	Honda CBR600RR		19	52.610	0.164	1'43.237	259,6	1'42.610	257,8
20	24	47 A. KOFLER	AUT	D34G Racing	Ducati Panigale V2		19	52.914	0.304	1'43.269	262,1	1'42.346	260,2
21	19	71 T. EDWARDS	AUS	Yart-Yamaha WorldSSP Team	Yamaha YZF R6	*	19	53.820	0.906	1'42.966	260,2	1'41.605	256,5
22	20	50 O. VOSTATEK	CZE	PTR Triumph	Triumph Street Triple RS 765		19	56.482	2.662	1'43.200	259,6	1'41.651	259,0
23	22	51 A. SARMOON	THA	Yamaha Thailand Racing Team	Yamaha YZF R6		19	57.167	0.685	1'43.064	260,9	1'42.023	259,6
24	31	95 T. MACKENZIE	GBR	PETRONAS MIE Racing Honda Team	Honda CBR600RR		19	57.352	0.185	1'43.521	254,7	1'43.623	254,1
25	23	22 F. FULIGNI	ITA	Orelac Racing Verdnatura	Ducati Panigale V2	*	19	1'05.046	7.694	1'43.231	260,2	1'42.261	260,2
26	30	73 M. KOFLER	AUT	D34G Racing	Ducati Panigale V2	*	19	1'11.928	6.882	1'43.848	256,5	1'43.436	255,9
27	27	27 A. DIAZ	ESP	Arco Yart Yamaha WorldSSP	Yamaha YZF R6	*	19	1'14.672	2.744	1'44.325	253,5	1'42.816	254,7
28	25	68 L. POWER	AUS	Motozoo ME AIR Racing	Kawasaki ZX-6R	*	19	1'25.182	10.510	1'44.233	254,7	1'42.538	255,9
-----Not Classified-----													
RET	28	96 M. GREGORIO	FRA	Moto Ain	Yamaha YZF R6		12	7 Laps		1'44.784	251,7	1'42.872	254,1
RET	15	28 G. VAN STRAALEN	NED	EAB Racing Team	Yamaha YZF R6		8	11 Laps		1'42.697	256,5	1'41.082	259,0
RET	12	9 J. NAVARRO	ESP	Ten Kate Racing Yamaha	Yamaha YZF R6		2	17 Laps		1'42.285	256,5	1'40.944	260,2

AIR	Humidity:	30%	Temp:	34°C
TRACK	Condition:	Dry	Temp:	51°C

Records	Pole (SP)	2023	N.Bulega	1'40.074	158,679 Km/h
	Race (RC2)	2022	L.Baldassarri	1'40.547	157,932 Km/h
	All Times (SP)	2023	N.Bulega	1'40.074	158,679 Km/h
Race Fastest Lap	Lap 10		V.Debise	1'40.928	157,336 Km/h

LAP LEADERS				
No. Rider	From	To	Laps	Total
11 N. BULEGA	1	19	19	19

TOTAL LEADER LAPS	
No. Rider	Laps
11 N. BULEGA	184
62 S. MANZI	40
61 C. ONCU	28
54 B. SOFUOGLU	17
95 T. MACKENZIE	9
64 F. CARICASULO	8
23 M. SCHROETTER	1
94 V. DEBISE	1

* WorldSSP Challenge

Start End The results are provisional until the end of the time limit for protests and appeals and the completion of the technical checks.

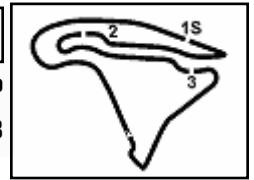
09/09/2023

15:15

15:50

These data/results cannot be reproduced, stored and/or transmitted in whole or in part by any manner of electronic, mechanical, photocopying, recording, broadcasting or otherwise now known or herein after developed without the previous express consent by the copyright owner, except for reproduction in daily press and regular printed publications on sale to the public within 60 days of the event related to those data/results and always provided that copyright symbol appears together as follows below.

© DORNA WSBK ORGANIZATION Srl 2023



Pirelli French Round, 8-10 September 2023
Results Race 1

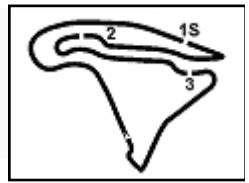
Race Highlights

Time	No. Rider	Description
15.12.55		Warm-up Lap Started
15.15.31		Start
15.16.14	3 R. DE ROSA	Crashed - Turn 5
15.16.30	3 R. DE ROSA	Re-joined
15.17.23		No Jump Starts
15.19.06	68 L. POWER	Crashed - Turn 15
15.19.15	68 L. POWER	Re-joined
15.20.03	9 J. NAVARRO	Crashed - Turn 7
15.20.23	9 J. NAVARRO	Not Actively Competing
15.29.25	28 G. VAN STRAALEN	Stop - Technical Problem
15.30.42	50 O. VOSTATEK	Under Investigation for shortcut at T6
15.32.20	28 G. VAN STRAALEN	Not Actively Competing
15.34.01	50 O. VOSTATEK	Shortcut with advantage at T6 - Long Lap Penalty
15.35.36	50 O. VOSTATEK	LLP Completed
15.37.40	71 T. EDWARDS	Shortcut under investigation at T6
15.38.22		2/3 of Race Distance Completed
15.38.28	96 M. GREGORIO	Entered Pits
15.39.55	71 T. EDWARDS	Shortcut with advantage at T6 - Long Lap Penalty
15.40.44	96 M. GREGORIO	Retired
15.40.44	71 T. EDWARDS	LLP Completed
15.44.13	28 G. VAN STRAALEN	Exited Pits
15.48.02		Podium Confirmed
15.50.45		End Of Session

09/09/2023 15:15 15:50 The results are provisional until the end of the time limit for protests and appeals and the completion of the technical checks.

These data/results cannot be reproduced, stored and/or transmitted in whole or in part by any manner of electronic, mechanical, photocopying, recording, broadcasting or otherwise now known or herein after developed without the previous express consent by the copyright owner, except for reproduction in daily press and regular printed publications on sale to the public within 60 days of the event related to those data/results and always provided that copyright symbol appears together as follows below.

© DORNA WSBK ORGANIZATION Srl 2023



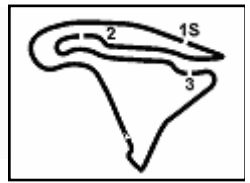
Magny-Cours 4.411 m

Pirelli French Round, 8-10 September 2023
Championship Standings

	Points	Points From First	Points From Previous	February 26 PHILLIP ISLAND	March 5 MANDALIKA	April 23 ASSEN	May 7 BARCELONA	June 4 MISANO	July 2 DONINGTON PARK	July 16 IMOLA	July 30 MOST	September 10 MAGNY-COURS	September 24 ARAGON	October 1 PORTIMAO	October 29 JEREZ					
1 BULEGA Nicolo (ITA)	333			25 25 1 1	11 16 1 1	25 25 1 1	25 1	25 20 1 1	25 25 1 1	16 20 1 1	25 1	25 1								
2 MANZI Stefano (ITA)	282	51		10 20 6 2	9 20 3 2	11 20 2 2	10 16 2 3	20 25 2 2	20 11 2 2	25 25 2 2	20 2	20 2								
3 SCHROETTER Marcel (GER)	223	110	59	9 13 7 3	13 11 5 5	20 13 3 3	20 20 3 2	13 16 3 3	8 3	20 8 3 3	10 20 3 3	9 3								
4 CARICASULO Federico (ITA)	175	158	48	6 10	20 25 6 4	10 16 5 4	11 10 4 4	16 13 4 4	13 16 4 3		6 5 4 4	8 4								
5 SOFUOGLU Bahattin (TUR)	136	197	39		5 7 6 16 15 11	5 13	16 25 10 7		9 3 8 7 7	13 5	16 16 5 5	7 5								
6 TUULI Niki (FIN)	120	213	16	13 7 4 4	16 10 4 5	4 11 6 6	6 8 5 5	7 6 5 5	1 4 5 5		9 7 6 6	11 6								
7 DEBISE Valentin (FRA)	114	219	6	3 8 13 10	10 8	13 10 7	8 13 8 6		6 9 9 8	9 5 4 8 8	16 8									
8 HUERTAS Adrian (ESP)	102	231	12			3 8 21 17	4 4 15 14	5 11 14 13	10 13 13 12	6 13 13 11	11 1 11 1	13 8								
9 VAN STRAALLEN Glenn (NED)	100	233	2	2 11 14 9	5 11	16 5 8 9	13 11 8 8	9 6	11 6 6 6	3 7	8 7									
10 MONTELLA Yari (ITA)	97	236	3			8 18	5 19	11 18	16 20 14 16	11 16 14 11		10 12								
11 DE ROSA Raffaele (ITA)	95	238	2	9 13	9 16	7 7 12 10	1 6 12 12		9 7 12 14	10 11 12 12	13 6 10 9									
12 NAVARRO Jorge (ESP)	94	239	1	7 10 9 7	4 8 8 8	6 9 7 7	9 7 7 10	8 7	4 5 8 9	10 7 9 9										
13 SPINELLI Nicholas (ITA)	66	267	28	20 2	7 10	9 11	2 7 9 12 11	4 8 11 11		9 11										
14 ONCU Can (TUR)	63	270	3	16 8	25 13 2 3	9 4	5 6	8 10	10 10 10 10	14 14 14 14	14 14 14 14	14								
15 BOOTH-AMOS Tom (GBR)	50	283	13			1 6 23 20	3 2 19 19	4 20	7 10 17 15	8 15	3 3 15 15	3 15								
16 MCPHEE John (GBR)	47	286	3	16 4 3 4	6 5 6 7		10 11 13 13	13 14 13 14	15 16 15 16		2 16	13 1 17 16								
17 MACKENZIE Tarran (GBR)	40	293	7	11 5	2 2 13 15		15 15 15 16	17 20 17 20	20 20 20 20	20 20 20 20	20 17 20 17									
18 MAHIAS Lucas (FRA)	37	296	3				3 25	6 7 21 18	5 19	7 7 17 16	2 16									
19 BAYLISS Oliver (AUS)	26	307	11	6 14	8 4 12 11		14 14 14 15	3 5 16 15	16 17 16 17	18 18 18 18	18 19 18 19	19								
20 CORSI Simone (ITA)	23	310	3			3 24	24 25 24 25	10 10 19 17	17 18 17 18	19 19 19 19	19 20 19 20	20								
21 SARMOON Anupab (THA)	22	311	1	8 2 8 12	3 1 13 16		16 16 17 17	17 17 18 21	21 22 21 22	22 22 22 22	23 21 23 21	21								
22 NORRODIN Adam (MAS)	20	313	2	4 1 12 16	1 3 17 17		17 18 20 20	21 23 21 23	23 23 23 23	23 25 23 25	25 22 25 22	22								
23 VERDOIA Andy (FRA)	20	313	0						3 27	2 6 25 23	4 20	5 22								
24 EDWARDS Tom (AUS)	15	318	5				1 2 5 25 24 21	3 2 2 23 22	2 2 22 20	20 20 20 20	20 23 20 23	24								
25 GRADINGER Thomas (AUT)	10	323	5								10 25	25								

09/09/2023 First Line: Championship Standings - Second Line: Ranking Progression
 These data/results cannot be reproduced, stored and/or transmitted in whole or in part by any manner of electronic, mechanical, photocopying, recording, broadcasting or otherwise now known or herein after developed without the previous express consent by the copyright owner, except for reproduction in daily press and regular printed publications on sale to the public within 60 days of the event related to those data/results and always provided that copyright symbol appears together as follows below.
 © DORNA WSBK ORGANIZATION Srl 2023





Magny-Cours 4.411 m

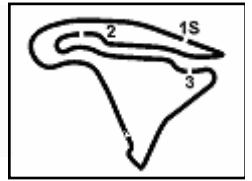
Pirelli French Round, 8-10 September 2023
Championship Standings

	Points	Points From First	Points From Previous	February 26 PHILIP ISLAND	March 5 MANDALIKA	April 23 ASSEN	May 7 BARCELONA	June 4 MISANO	July 2 DONINGTON PARK	July 16 IMOLA	July 30 MOST	September 10 MAGNY-COURS	September 24 ARAGON	October 1 PORTIMAO	October 29 JEREZ					
26 FULIGNI Federico [ITA]	10	323	0					1 27 28	28 29	31 33	33 25	25								
27 FULIGNI Filippo [ITA]	10	323	0							5 5 25 24	24 25	25								
28 MANTOVANI Andrea [ITA]	9	324	1			2 4 22 21	21 22	2 1 23 23	23 23	23 25	25 28	28								
29 DALLA PORTA Lorenzo [ITA]	6	327	3									6 29								
30 TRUELOVE Harry [GBR]	5	328	1	5 11 16	18 18	19 22	22 23	25 25	25 25	25 27	27 29	30								
31 GIMBERT Johan [FRA]	4	329	1									4 31								
32 KOFLER Maximilian [AUT]	4	329	0							4 28	28 30	31								
33 OTTAVIANI Luca [ITA]	4	329	0							4 28 28	28 30	31								
34 WONGTHANANON Apiwath [THA]	4	329	0	1 3 15 19	19 19	20 23	23 24	26 26	26 26	28 28	28 30	31								
35 DIAZ Alvaro [ESP]	3	330	1							3 31	31 33	35								
36 KOFLER Andreas [AUT]	3	330	0								1 2 33 33	35								
37 JESPERSEN Simon [DEN]	2	331	1									2 37								
38 BUSSOLOTTI Marco [ITA]	2	331	0					2 27	27 28	30 32	32 35	37								
39 POWER Luke [AUS]	1	332	1							1 33	33 36	39								
40 VALTULINI Stefano [ITA]	1	332	0							1 31 33	33 36	39								
41 IRWIN Rhys [IRL]	1	332	0						1 29	31 33	33 36	39								
42 FERNANDEZ GONZALEZ	1	332	0				1 27	27 28	28 29	31 33	33 36	39								

09/09/2023 First Line: Championship Standings - Second Line: Ranking Progression

These data/results cannot be reproduced, stored and/or transmitted in whole or in part by any manner of electronic, mechanical, photocopying, recording, broadcasting or otherwise now known or herein after developed without the previous express consent by the copyright owner, except for reproduction in daily press and regular printed publications on sale to the public within 60 days of the event related to those data/results and always provided that copyright symbol appears together as follows below.

© DORNA WSBK ORGANIZATION Srl 2023



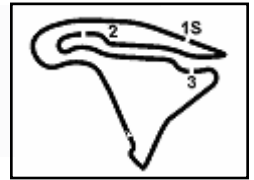
Magny-Cours 4.411 m

Pirelli French Round, 8-10 September 2023
Championship Standings

Points	Points From First	Points From Previous	February 26	March 5	April 23	May 7	June 4	July 2	July 16	July 30	September 10									
			PHILIP ISLAND	MANDALIKA	ASSEN	BARCELONA	MISANO	DONINGTON PARK	IMOLA	MOST	MAGNY-COURS									
WorldSSP Challenge																				
1	BOOTH-AMOS	50			1	6	3	2		4	7	10	8	3	3	3				
	Tom (GBR)				1	1	1	1	1	1	1	1	1	1	1	1				
2	EDWARDS	15	35			1	2	5		3	2	2								
	Tom (AUS)					2	2	2	2	2	2	2	2	2	2	2				
3	FULIGNI	10	40	5						1					9					
	Federico (ITA)									3	3	3	3	5	5	3	3			
4	KOFLER	4	46	6									4							
	Maximilian (AUT)												3	3	4	4				
5	DIAZ	3	47	1									3							
	Alvaro (ESP)												4	4	5	5				
6	POWER	1	49	2									1							
	Luke (AUS)												5	5	6	6				
7	VALTULINI	1	49	0									1							
	Stefano (ITA)												3	5	5	6	6			

09/09/2023 First Line: Championship Standings - Second Line: Ranking Progression
 These data/results cannot be reproduced, stored and/or transmitted in whole or in part by any manner of electronic, mechanical, photocopying, recording, broadcasting or otherwise now known or herein after developed without the previous express consent by the copyright owner, except for reproduction in daily press and regular printed publications on sale to the public within 60 days of the event related to those data/results and always provided that copyright symbol appears together as follows below.
 © DORNA WSBK ORGANIZATION Srl 2023





Magny-Cours 4.411 m

Pirelli French Round, 8-10 September 2023
Lap Chart Race 1

		Lap																		
	1	2	3	4	5	6	7	8	9	10	11	12	13	14	15	16	17	18	19	
1	11	11	11	11	11	11	11	11	11	11	11	11	11	11	11	11	11	11	11	11
2	55	62	62	62	62	62	62	62	62	62	62	62	62	62	62	62	62	62	62	62
3	62	55	94	55	55	94	94	94	94	94	94	94	94	94	94	94	94	94	94	94
4	99	94	55	94	94	55	99	99	99	99	99	99	99	99	99	99	99	99	99	99
5	94	99	99	99	99	99	55	55	55	55	66	66	66	66	66	66	66	66	66	66
6	23	23	23	23	66	66	66	66	66	66	55	55	55	55	55	55	55	55	55	55
7	66	66	66	66	23	23	23	23	23	23	23	23	23	23	23	23	23	23	23	23
8	64	64	64	64	64	64	64	64	64	64	64	64	64	64	64	64	64	64	64	64
9	48	48	48	48	48	48	54	54	54	54	54	54	54	54	54	54	54	54	54	54
10	9	9	25	25	25	54	25	25	48	48	48	48	48	48	48	48	48	48	48	48
11	25	25	54	54	54	25	48	48	25	25	25	25	25	25	25	25	25	25	25	25
12	28	54	28	28	28	28	28	28	86	43	43	43	43	69	69	69	69	69	69	86
13	54	28	17	17	17	86	86	86	43	86	86	86	69	43	86	86	43	86	69	69
14	17	17	43	43	43	43	43	69	69	69	69	86	86	43	43	86	43	43	43	43
15	43	43	86	86	86	17	17	69	17	17	17	17	17	17	17	17	17	17	17	17
16	61	86	69	69	69	69	69	17	61	61	61	61	61	61	61	3	3	3	3	3
17	86	69	61	61	61	61	61	61	71	71	71	71	71	71	3	61	61	61	61	61
18	47	47	47	71	71	71	71	71	51	51	51	51	16	16	16	16	16	16	16	16
19	7	61	71	47	51	51	51	16	16	16	16	16	47	3	47	47	47	7	7	7
20	69	7	51	51	47	16	16	16	47	47	47	47	3	47	7	7	7	47	47	47
21	68	51	16	16	16	47	47	47	7	7	7	7	51	7	51	71	71	71	71	71
22	51	71	7	7	7	7	7	7	50	50	50	3	7	51	71	51	51	51	50	50
23	71	16	73	50	50	50	50	50	95	3	3	95	95	50	50	50	50	50	50	51
24	16	27	50	73	73	95	95	95	3	95	95	50	50	95	95	95	95	95	95	95
25	27	73	27	95	95	73	73	73	73	73	73	73	22	22	22	22	22	22	22	22
26	73	50	95	96	96	22	3	3	22	22	22	22	73	73	73	73	73	73	73	73
27	50	96	96	27	27	3	22	22	27	27	27	27	27	27	27	27	27	27	27	27
28	96	95	22	22	22	96	27	27	96	96	96	96	68	68	68	68	68	68	68	68
29	22	22	3	3	3	27	96	96	68	68	68	68								
30	95	3	68	68	68	68	68	68												
31	3	68																		

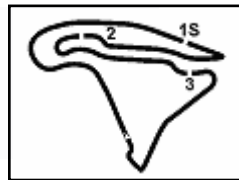
Final Result		
1	11 N. BULEGA	Laps 19
2	62 S. MANZI	0.587
3	94 V. DEBISE	4.898
4	99 A. HUERTAS	7.701
5	66 N. TUULI	9.969
6	55 Y. MONTELLA	12.013
7	23 M. SCHROETTER	12.213
8	64 F. CARICASULO	20.286
9	54 B. SOFUOGLU	24.206
10	48 L. DALLA PORTA	24.312
11	25 A. VERDOIA	24.771
12	86 J. GIMBERT	35.869
13	69 T. BOOTH-AMOS	36.025
14	43 S. JESPERSEN	36.215
15	17 J. MCPHEE	42.544
16	3 R. DE ROSA	45.041
17	61 C. ONCU	49.455
18	16 Y. OKAYA	52.446
19	7 A. NORRODIN	52.610
20	47 A. KOFLER	52.914
21	71 T. EDWARDS	53.820
22	50 D. VOSTATEK	56.482
23	51 A. SARMOON	57.167
24	95 T. MACKENZIE	57.352
25	22 F. FULIGNI	1'05.046
26	73 M. KOFLER	1'11.928
27	27 A. DIAZ	1'14.672
28	68 L. POWER	1'25.182
RET	96 M. GREGORIO	7 Laps
RET	28 G. VAN STRAALLEN	11 Laps
RET	9 J. NAVARRO	17 Laps

09/09/2023

These data/results cannot be reproduced, stored and/or transmitted in whole or in part by any manner of electronic, mechanical, photocopying, recording, broadcasting or otherwise now known or herein after developed without the previous express consent by the copyright owner, except for reproduction in daily press and regular printed publications on sale to the public within 60 days of the event related to those data/results and always provided that copyright symbol appears together as follows below.

© DORNA WSBK ORGANIZATION Srl 2023





Magny-Cours 4.411 m

Pirelli French Round, 8-10 September 2023

Lap Chart Race 1

2 / 6

Lap 1

1	11	N.Bulega	1'41.145
2	55	Y.Montella	0.450
3	62	S.Manzi	0.943
4	99	A.Huertas	1.119
5	94	V.Debise	1.398
6	23	M.Schroetter	2.127
7	66	N.Tuuli	2.341
8	64	F.Caricasulo	2.726
9	48	L.Dalla Porta	2.960
10	9	J.Navarro	3.214
11	25	A.Verdoia	3.680
12	28	G.van Straalen	3.851
13	54	B.Sofuoglu	4.510
14	17	J.McPhee	5.270
15	43	S.Jespersen	5.719
16	61	C.Oncu	6.261
17	86	J.Gimbert	6.690
18	47	A.Kofler	7.058
19	7	A.Norrodin	7.271
20	69	T.Booth-Amos	7.626
21	68	L.Power	8.014
22	51	A.Sarmoon	8.291
23	71	T.Edwards	8.395
24	16	Y.Okaya	8.653
25	27	A.Diaz	8.845
26	73	M.Kofler	9.129
27	50	O.Vostatek	9.307
28	96	M.Gregorio	9.406
29	22	F.Fulgini	9.675
30	95	T.Mackenzie	9.814
31	3	R.De Rosa	21.177

7	66	N.Tuuli	3.265
8	64	F.Caricasulo	4.039
9	48	L.Dalla Porta	5.414
10	25	A.Verdoia	5.976
11	54	B.Sofuoglu	6.605
12	28	G.van Straalen	7.481
13	17	J.McPhee	8.170
14	43	S.Jespersen	8.445
15	86	J.Gimbert	9.431
16	69	T.Booth-Amos	11.516
17	61	C.Oncu	12.703
18	47	A.Kofler	13.331
19	71	T.Edwards	13.594
20	51	A.Sarmoon	13.980
21	16	Y.Okaya	14.329
22	7	A.Norrodin	14.507
23	73	M.Kofler	16.546
24	50	O.Vostatek	16.660
25	27	A.Diaz	17.231
26	95	T.Mackenzie	17.371
27	96	M.Gregorio	17.537
28	22	F.Fulgini	17.767
29	3	R.De Rosa	24.204
30	68	L.Power	33.805

16	69	T.Booth-Amos	13.757
17	61	C.Oncu	16.807
18	71	T.Edwards	17.234
19	51	A.Sarmoon	17.739
20	47	A.Kofler	18.391
21	16	Y.Okaya	18.775
22	7	A.Norrodin	19.062
23	50	O.Vostatek	20.731
24	73	M.Kofler	21.983
25	95	T.Mackenzie	22.268
26	96	M.Gregorio	24.239
27	27	A.Diaz	24.760
28	22	F.Fulgini	24.962
29	3	R.De Rosa	25.909
30	68	L.Power	40.100

25	73	M.Kofler	27.754
26	3	R.De Rosa	29.123
27	22	F.Fulgini	30.770
28	27	A.Diaz	32.288
29	96	M.Gregorio	32.676
30	68	L.Power	47.169

Lap 8

1	11	N.Bulega	13'31.229
2	62	S.Manzi	1.419
3	94	V.Debise	2.394
4	99	A.Huertas	3.518
5	55	Y.Montella	4.559
6	66	N.Tuuli	5.100
7	23	M.Schroetter	5.924
8	64	F.Caricasulo	7.150
9	54	B.Sofuoglu	11.478
10	25	A.Verdoia	11.789
11	48	L.Dalla Porta	12.019
12	28	G.van Straalen	14.635
13	86	J.Gimbert	15.976
14	43	S.Jespersen	16.389
15	69	T.Booth-Amos	17.662
16	17	J.McPhee	18.149
17	61	C.Oncu	23.720
18	71	T.Edwards	24.300
19	51	A.Sarmoon	24.621
20	16	Y.Okaya	25.033
21	47	A.Kofler	25.229
22	7	A.Norrodin	25.499
23	50	O.Vostatek	26.224
24	95	T.Mackenzie	29.639
25	73	M.Kofler	30.402
26	3	R.De Rosa	30.653
27	22	F.Fulgini	33.409
28	27	A.Diaz	35.254
29	96	M.Gregorio	36.674
30	68	L.Power	50.485

Lap 2

1	11	N.Bulega	3'22.633
2	62	S.Manzi	1.212
3	55	Y.Montella	1.727
4	94	V.Debise	1.920
5	99	A.Huertas	2.082
6	23	M.Schroetter	2.535
7	66	N.Tuuli	2.860
8	64	F.Caricasulo	3.253
9	48	L.Dalla Porta	3.790
10	9	J.Navarro	4.011
11	25	A.Verdoia	4.477
12	54	B.Sofuoglu	5.516
13	28	G.van Straalen	5.700
14	17	J.McPhee	6.757
15	43	S.Jespersen	6.861
16	86	J.Gimbert	8.120
17	69	T.Booth-Amos	9.843
18	47	A.Kofler	9.953
19	61	C.Oncu	10.219
20	7	A.Norrodin	10.435
21	51	A.Sarmoon	10.692
22	71	T.Edwards	10.930
23	16	Y.Okaya	11.637
24	27	A.Diaz	12.601
25	73	M.Kofler	12.858
26	50	O.Vostatek	12.964
27	96	M.Gregorio	13.147
28	95	T.Mackenzie	13.260
29	22	F.Fulgini	13.625
30	3	R.De Rosa	22.786
31	68	L.Power	30.243

Lap 4

1	11	N.Bulega	6'45.069
2	62	S.Manzi	1.946
3	55	Y.Montella	2.582
4	94	V.Debise	2.753
5	99	A.Huertas	3.005
6	23	M.Schroetter	4.220
7	66	N.Tuuli	4.376
8	64	F.Caricasulo	4.793
9	48	L.Dalla Porta	6.567
10	25	A.Verdoia	7.201
11	54	B.Sofuoglu	7.751
12	28	G.van Straalen	9.031
13	17	J.McPhee	10.276
14	43	S.Jespersen	10.436
15	86	J.Gimbert	11.122
16	69	T.Booth-Amos	12.891
17	61	C.Oncu	14.830
18	71	T.Edwards	15.413
19	47	A.Kofler	16.351
20	51	A.Sarmoon	16.522
21	16	Y.Okaya	16.977
22	7	A.Norrodin	17.153
23	50	O.Vostatek	18.849
24	73	M.Kofler	19.684
25	95	T.Mackenzie	20.247
26	96	M.Gregorio	21.302
27	27	A.Diaz	21.928
28	22	F.Fulgini	22.191
29	3	R.De Rosa	25.260
30	68	L.Power	37.104

Lap 6

1	11	N.Bulega	10'08.560
2	62	S.Manzi	1.522
3	94	V.Debise	2.113
4	55	Y.Montella	2.926
5	99	A.Huertas	3.054
6	66	N.Tuuli	4.648
7	23	M.Schroetter	5.239
8	64	F.Caricasulo	5.948
9	48	L.Dalla Porta	8.478
10	54	B.Sofuoglu	8.975
11	25	A.Verdoia	9.285
12	28	G.van Straalen	11.138
13	86	J.Gimbert	13.531
14	43	S.Jespersen	13.843
15	17	J.McPhee	14.167
16	69	T.Booth-Amos	15.028
17	61	C.Oncu	18.756
18	71	T.Edwards	19.198
19	51	A.Sarmoon	19.492
20	16	Y.Okaya	20.593
21	47	A.Kofler	20.764
22	7	A.Norrodin	21.122
23	50	O.Vostatek	22.476
24	95	T.Mackenzie	24.511
25	73	M.Kofler	25.031
26	22	F.Fulgini	27.612
27	3	R.De Rosa	27.883
28	96	M.Gregorio	28.512
29	27	A.Diaz	28.679
30	68	L.Power	43.164

Lap 9

1	11	N.Bulega	15'12.712
2	62	S.Manzi	1.188
3	94	V.Debise	2.032
4	99	A.Huertas	3.386
5	55	Y.Montella	4.798
6	66	N.Tuuli	5.215
7	23	M.Schroetter	6.126
8	64	F.Caricasulo	7.655
9	54	B.Sofuoglu	12.202
10	48	L.Dalla Porta	12.825
11	25	A.Verdoia	13.060
12	86	J.Gimbert	16.991
13	43	S.Jespersen	17.265
14	69	T.Booth-Amos	18.719
15	17	J.McPhee	19.653
16	61	C.Oncu	25.498
17	71	T.Edwards	25.849
18	51	A.Sarmoon	26.385
19	16	Y.Okaya	26.934
20	47	A.Kofler	27.441
21	7	A.Norrodin	27.638
22	50	O.Vostatek	28.157
23	95	T.Mackenzie	31.791
24	3	R.De Rosa	32.082
25	73	M.Kofler	35.070
26	22	F.Fulgini	35.864
27	27	A.Diaz	38.184
28	96	M.Gregorio	40.752
29	68	L.Power	53.801

Lap 3

1	11	N.Bulega	5'03.922
2	62	S.Manzi	1.486
3	94	V.Debise	2.040
4	55	Y.Montella	2.254
5	99	A.Huertas	2.415
6	23	M.Schroetter	2.884

Lap 5

1	11	N.Bulega	8'26.916
2	62	S.Manzi	1.807
3	55	Y.Montella	2.514
4	94	V.Debise	2.743
5	99	A.Huertas	3.008
6	66	N.Tuuli	4.378
7	23	M.Schroetter	4.662
8	64	F.Caricasulo	5.328
9	48	L.Dalla Porta	7.266
10	25	A.Verdoia	7.887
11	54	B.Sofuoglu	8.306
12	28	G.van Straalen	10.019
13	17	J.McPhee	11.746
14	43	S.Jespersen	11.881
15	86	J.Gimbert	12.023

Lap 7

1	11	N.Bulega	11'49.870
2	62	S.Manzi	1.474
3	94	V.Debise	2.455
4	99	A.Huertas	3.274
5	55	Y.Montella	3.866
6	66	N.Tuuli	4.835
7	23	M.Schroetter	5.681
8	64	F.Caricasulo	6.322
9	54	B.Sofuoglu	10.259
10	25	A.Verdoia	10.552
11	48	L.Dalla Porta	10.787
12	28	G.van Straalen	12.745
13	86	J.Gimbert	14.766
14	43	S.Jespersen	15.111
15	17	J.McPhee	15.977
16	69	T.Booth-Amos	16.256
17	61	C.Oncu	21.607
18	71	T.Edwards	21.930
19	51	A.Sarmoon	22.134
20	16	Y.Okaya	22.556
21	47	A.Kofler	22.906
22	7	A.Norrodin	23.357
23	50	O.Vostatek	24.366
24	95	T.Mackenzie	27.287

Lap 10

1	11	N.Bulega	16'54.027
2	62	S.Manzi	0.956

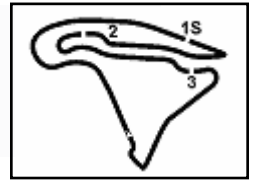
09/09/2023

These data/results cannot be reproduced, stored and/or transmitted in whole or in part by any manner of electronic, mechanical, photocopying, recording, broadcasting or otherwise now known or herein after developed without the previous express consent by the copyright owner, except for reproduction in daily press and regular printed publications on sale to the public within 60 days of the event related to those data/results and always provided that copyright symbol appears together as follows below.

© DORNA WSBK ORGANIZATION Srl 2023

FICR PERUGIA TIMING





Magny-Cours 4.411 m

Pirelli French Round, 8-10 September 2023

Lap Chart Race 1

3 / 6

3	94	V.Debise	1.645
4	99	A.Huertas	3.529
5	55	Y.Montella	5.161
6	66	N.Tuuli	5.373
7	23	M.Schroetter	6.478
8	64	F.Caricasulo	8.388
9	54	B.Sofuoglu	13.266
10	48	L.Dalla Porta	13.447
11	25	A.Verdoia	14.073
12	43	S.Jespersen	18.484
13	86	J.Gimbert	18.754
14	69	T.Booth-Amos	19.728
15	17	J.McPhee	21.545
16	61	C.Oncu	27.898
17	71	T.Edwards	28.283
18	51	A.Sarmoon	28.482
19	16	Y.Okaya	29.128
20	47	A.Kofler	29.395
21	7	A.Norrodin	29.560
22	50	O.Vostatek	30.160
23	3	R.De Rosa	33.066
24	95	T.Mackenzie	34.108
25	73	M.Kofler	38.864
26	22	F.Fuligni	39.222
27	27	A.Diaz	41.522
28	96	M.Gregorio	45.481
29	68	L.Power	57.027
14	69	T.Booth-Amos	22.496
15	17	J.McPhee	25.898
16	61	C.Oncu	32.100
17	71	T.Edwards	32.668
18	51	A.Sarmoon	33.157
19	16	Y.Okaya	33.700
20	47	A.Kofler	33.965
21	7	A.Norrodin	34.263
22	3	R.De Rosa	35.156
23	95	T.Mackenzie	39.075
24	50	O.Vostatek	39.641
25	73	M.Kofler	46.912
26	22	F.Fuligni	47.103
27	27	A.Diaz	49.176
28	96	M.Gregorio	55.178
29	68	L.Power	1'03.504

Lap 15

1	11	N.Bulega	25'20.015
2	62	S.Manzi	0.557
3	94	V.Debise	3.006
4	99	A.Huertas	4.914
5	66	N.Tuuli	7.629
6	55	Y.Montella	8.886
7	23	M.Schroetter	9.751
8	64	F.Caricasulo	14.279
9	54	B.Sofuoglu	19.468
10	48	L.Dalla Porta	19.637
11	25	A.Verdoia	19.937
12	69	T.Booth-Amos	27.624
13	86	J.Gimbert	28.025
14	43	S.Jespersen	28.302
15	17	J.McPhee	32.677
16	61	C.Oncu	39.284
17	3	R.De Rosa	40.028
18	16	Y.Okaya	40.856
19	47	A.Kofler	41.070
20	7	A.Norrodin	41.545
21	51	A.Sarmoon	44.291
22	71	T.Edwards	44.559
23	50	O.Vostatek	46.638
24	95	T.Mackenzie	47.064
25	22	F.Fuligni	54.052
26	73	M.Kofler	56.775
27	27	A.Diaz	1'00.319
28	68	L.Power	1'13.201

Lap 16

1	11	N.Bulega	27'01.433
2	62	S.Manzi	0.416
3	94	V.Debise	3.060
4	99	A.Huertas	5.495
5	66	N.Tuuli	8.114
6	55	Y.Montella	9.521
7	23	M.Schroetter	10.059
8	64	F.Caricasulo	15.882
9	54	B.Sofuoglu	20.199
10	48	L.Dalla Porta	20.479
11	25	A.Verdoia	20.905
12	69	T.Booth-Amos	28.815
13	86	J.Gimbert	29.438
14	43	S.Jespersen	30.092
15	17	J.McPhee	34.965
16	3	R.De Rosa	40.753
17	61	C.Oncu	41.504
18	16	Y.Okaya	43.537
19	47	A.Kofler	43.755
20	7	A.Norrodin	43.911
21	71	T.Edwards	47.605
22	51	A.Sarmoon	47.962
23	50	O.Vostatek	48.629
24	95	T.Mackenzie	49.192
25	22	F.Fuligni	56.238
26	73	M.Kofler	1'00.442
27	27	A.Diaz	1'04.130
28	68	L.Power	1'16.219

Lap 17

1	11	N.Bulega	28'42.968
2	62	S.Manzi	0.301
3	94	V.Debise	3.596
4	99	A.Huertas	6.026
5	66	N.Tuuli	8.561
6	55	Y.Montella	10.096
7	23	M.Schroetter	10.711
8	64	F.Caricasulo	17.109

Lap 13

1	11	N.Bulega	21'57.890
2	62	S.Manzi	0.616
3	94	V.Debise	2.369
4	99	A.Huertas	3.820
5	66	N.Tuuli	6.148
6	55	Y.Montella	7.149
7	23	M.Schroetter	8.242
8	64	F.Caricasulo	11.598
9	54	B.Sofuoglu	16.405
10	48	L.Dalla Porta	16.714
11	25	A.Verdoia	16.906
12	43	S.Jespersen	23.985
13	69	T.Booth-Amos	24.453
14	86	J.Gimbert	24.767
15	17	J.McPhee	27.920
16	61	C.Oncu	34.331
17	71	T.Edwards	34.731
18	16	Y.Okaya	35.900
19	47	A.Kofler	36.294
20	3	R.De Rosa	36.488
21	51	A.Sarmoon	36.874
22	7	A.Norrodin	37.002
23	95	T.Mackenzie	41.535
24	50	O.Vostatek	41.945
25	22	F.Fuligni	49.455
26	73	M.Kofler	50.307
27	27	A.Diaz	52.648
28	68	L.Power	1'06.457

Lap 14

1	11	N.Bulega	23'38.916
2	62	S.Manzi	0.629
3	94	V.Debise	2.773
4	99	A.Huertas	4.385
5	66	N.Tuuli	6.971
6	55	Y.Montella	7.851
7	23	M.Schroetter	8.836
8	64	F.Caricasulo	13.131
9	54	B.Sofuoglu	17.730
10	48	L.Dalla Porta	17.902
11	25	A.Verdoia	18.521
12	69	T.Booth-Amos	26.148
13	43	S.Jespersen	26.434
14	86	J.Gimbert	26.710
15	17	J.McPhee	30.161
16	61	C.Oncu	37.130
17	71	T.Edwards	37.617
18	16	Y.Okaya	38.253
19	3	R.De Rosa	38.384
20	47	A.Kofler	38.728
21	7	A.Norrodin	39.291
22	51	A.Sarmoon	40.749
23	50	O.Vostatek	44.207
24	95	T.Mackenzie	44.642
25	22	F.Fuligni	51.920

Lap 18

1	11	N.Bulega	30'24.173
2	62	S.Manzi	0.442
3	94	V.Debise	4.373
4	99	A.Huertas	6.913
5	66	N.Tuuli	9.190
6	55	Y.Montella	11.260
7	23	M.Schroetter	11.515
8	64	F.Caricasulo	18.808
9	54	B.Sofuoglu	22.486
10	48	L.Dalla Porta	22.666
11	25	A.Verdoia	22.995
12	69	T.Booth-Amos	34.171
13	86	J.Gimbert	34.303
14	43	S.Jespersen	34.483
15	17	J.McPhee	39.932
16	3	R.De Rosa	43.516
17	61	C.Oncu	46.204
18	16	Y.Okaya	49.841
19	7	A.Norrodin	50.128
20	47	A.Kofler	50.618
21	71	T.Edwards	51.557
22	51	A.Sarmoon	54.127
23	50	O.Vostatek	54.457
24	95	T.Mackenzie	54.622
25	22	F.Fuligni	1'02.581
26	73	M.Kofler	1'08.185
27	27	A.Diaz	1'11.117
28	68	L.Power	1'22.053

Lap 19

1	11	N.Bulega	32'05.753
2	62	S.Manzi	0.587
3	94	V.Debise	4.898
4	99	A.Huertas	7.701
5	66	N.Tuuli	9.969
6	55	Y.Montella	12.013
7	23	M.Schroetter	12.213
8	64	F.Caricasulo	20.286
9	54	B.Sofuoglu	24.206
10	48	L.Dalla Porta	24.312
11	25	A.Verdoia	24.771
12	86	J.Gimbert	35.869
13	69	T.Booth-Amos	36.025
14	43	S.Jespersen	36.215
15	17	J.McPhee	42.544
16	3	R.De Rosa	45.041
17	61	C.Oncu	49.455
18	16	Y.Okaya	52.446
19	7	A.Norrodin	52.610
20	47	A.Kofler	52.914
21	71	T.Edwards	53.820

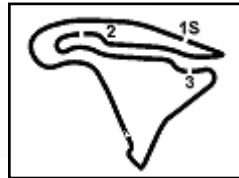
09/09/2023

These data/results cannot be reproduced, stored and/or transmitted in whole or in part by any manner of electronic, mechanical, photocopying, recording, broadcasting or otherwise now known or herein after developed without the previous express consent by the copyright owner, except for reproduction in daily press and regular printed publications on sale to the public within 60 days of the event related to those data/results and always provided that copyright symbol appears together as follows below.

© DORNA WSBK ORGANIZATION Srl 2023

FICR PERUGIA TIMING





Magny-Cours 4.411 m

Pirelli French Round, 8-10 September 2023
Lap Chart Race 1**4 / 6**

22	50	D.Vostatek	56.482
23	51	A.Sarmoon	57.167
24	95	T.Mackenzie	57.352
25	22	F.Fuligni	1'05.046
26	73	M.Kofler	1'11.928
27	27	A.Diaz	1'14.672
28	68	L.Power	1'25.182

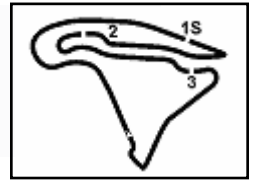
09/09/2023

These data/results cannot be reproduced, stored and/or transmitted in whole or in part by any manner of electronic, mechanical, photocopying, recording, broadcasting or otherwise now known or herein after developed without the previous express consent by the copyright owner, except for reproduction in daily press and regular printed publications on sale to the public within 60 days of the event related to those data/results and always provided that copyright symbol appears together as follows below.

© DORNA WSBK ORGANIZATION Srl 2023

FICR PERUGIA TIMING





Magny-Cours 4.411 m

Pirelli French Round, 8-10 September 2023
Lap Chart Race 1

Race Pace Comparison

	11 Bul	62 Man	94 Deb	99 Hue	66 Tuu	55 Mon	23 Sch	64 Car	54 Sof	48 DPo	25 Ver	86 Gim	69 Boo	43 Jes
1	1'41.145	1'42.088	1'42.543	1'42.264	1'43.486	1'41.595	1'43.272	1'43.871	1'45.655	1'44.105	1'44.825	1'47.835	1'48.771	1'46.864
2	1'41.488	1'41.757	1'42.010	1'42.451	1'42.007	1'42.765	1'41.896	1'42.015	1'42.494	1'42.318	1'42.285	1'42.918	1'43.705	1'42.630
3	1'41.289	1'41.563	1'41.409	1'41.622	1'41.694	1'41.816	1'41.638	1'42.075	1'42.378	1'42.913	1'42.788	1'42.600	1'42.962	1'42.873
4	1'41.147	1'41.607	1'41.860	1'41.737	1'42.258	1'41.475	1'42.483	1'41.901	1'42.293	1'42.300	1'42.372	1'42.838	1'42.522	1'43.138
5	1'41.847	1'41.708	1'41.837	1'41.850	1'41.849	1'41.779	1'42.289	1'42.382	1'42.402	1'42.546	1'42.533	1'42.748	1'42.713	1'43.292
6	1'41.644	1'41.359	1'41.014	1'41.690	1'41.914	1'42.056	1'42.221	1'42.264	1'42.313	1'42.856	1'43.042	1'43.152	1'42.915	1'43.606
7	1'41.310	1'41.262	1'41.652	1'41.530	1'41.497	1'42.250	1'41.752	1'41.684	1'42.594	1'43.619	1'42.577	1'42.545	1'42.538	1'42.578
8	1'41.359	1'41.304	1'41.298	1'41.603	1'41.624	1'42.052	1'41.602	1'42.187	1'42.578	1'42.591	1'42.596	1'42.569	1'42.765	1'42.637
9	1'41.483	1'41.252	1'41.121	1'41.351	1'41.598	1'41.722	1'41.685	1'41.988	1'42.207	1'42.289	1'42.754	1'42.498	1'42.540	1'42.359
10	1'41.315	1'41.083	1'40.928	1'41.458	1'41.473	1'41.678	1'41.667	1'42.048	1'42.379	1'41.937	1'42.328	1'43.078	1'42.324	1'42.534
11	1'41.281	1'41.282	1'41.333	1'41.391	1'41.276	1'42.364	1'41.985	1'42.335	1'42.039	1'42.092	1'42.153	1'42.876	1'42.681	1'42.879
12	1'41.143	1'41.159	1'41.531	1'41.427	1'41.712	1'41.715	1'41.942	1'42.304	1'42.097	1'42.167	1'42.002	1'43.096	1'42.511	1'43.113
13	1'41.439	1'41.082	1'41.723	1'41.336	1'41.650	1'41.772	1'41.700	1'42.434	1'42.866	1'42.871	1'42.541	1'43.904	1'43.396	1'43.372
14	1'41.026	1'41.039	1'41.430	1'41.591	1'41.849	1'41.728	1'41.620	1'42.559	1'42.351	1'42.214	1'42.641	1'42.969	1'42.721	1'43.475
15	1'41.099	1'41.027	1'41.332	1'41.628	1'41.757	1'42.134	1'42.014	1'42.247	1'42.837	1'42.834	1'42.515	1'42.414	1'42.575	1'42.967
16	1'41.418	1'41.277	1'41.472	1'41.999	1'41.903	1'42.053	1'41.726	1'43.021	1'42.149	1'42.260	1'42.386	1'42.831	1'42.609	1'43.208
17	1'41.535	1'41.420	1'42.071	1'42.066	1'41.982	1'42.110	1'42.187	1'42.762	1'42.442	1'42.430	1'42.404	1'44.851	1'44.693	1'43.722
18	1'41.205	1'41.346	1'41.982	1'42.092	1'41.834	1'42.369	1'42.009	1'42.904	1'42.585	1'42.497	1'42.426	1'42.754	1'43.403	1'43.409
19	1'41.580	1'41.725	1'42.105	1'42.368	1'42.359	1'42.333	1'42.278	1'43.058	1'43.300	1'43.226	1'43.356	1'43.146	1'43.434	1'43.312

	17 McP	3 DeR	61 Onc	16 Oka	7 Nor	47 KoA	71 Edw	50 Vos	51 Sar	95 Mac	22 Ful	73 Kof	27 Dia	68 Pow
1	1'46.415	2'02.322	1'47.406	1'49.798	1'48.416	1'48.203	1'49.540	1'50.452	1'49.436	1'50.959	1'50.820	1'50.274	1'49.990	1'49.159
2	1'42.975	1'43.097	1'45.446	1'44.472	1'44.652	1'44.383	1'44.023	1'45.145	1'43.889	1'44.934	1'45.438	1'45.217	1'45.244	2'03.717
3	1'42.702	1'42.707	1'43.773	1'43.981	1'45.361	1'44.667	1'43.953	1'44.985	1'44.577	1'45.400	1'45.431	1'44.977	1'45.919	1'44.851
4	1'43.253	1'42.203	1'43.274	1'43.795	1'43.793	1'44.167	1'42.966	1'43.336	1'43.689	1'44.023	1'45.571	1'44.285	1'45.844	1'44.446
5	1'43.317	1'42.496	1'43.824	1'43.645	1'43.756	1'43.887	1'43.668	1'43.729	1'43.064	1'43.868	1'44.618	1'44.146	1'44.679	1'44.843
6	1'44.065	1'43.618	1'43.593	1'43.462	1'43.704	1'44.017	1'43.608	1'43.389	1'43.397	1'43.887	1'44.294	1'44.692	1'45.563	1'44.708
7	1'43.120	1'42.550	1'44.161	1'43.273	1'43.545	1'43.452	1'44.042	1'43.200	1'43.952	1'44.086	1'44.468	1'44.033	1'44.919	1'45.315
8	1'43.531	1'42.889	1'43.472	1'43.836	1'43.501	1'43.682	1'43.729	1'43.217	1'43.846	1'43.711	1'43.998	1'44.007	1'44.325	1'44.675
9	1'42.987	1'42.912	1'43.261	1'43.384	1'43.622	1'43.695	1'43.032	1'43.416	1'43.247	1'43.635	1'43.938	1'46.151	1'44.413	1'44.799
10	1'43.207	1'42.299	1'43.715	1'43.509	1'43.237	1'43.269	1'43.749	1'43.318	1'43.412	1'43.632	1'44.673	1'45.109	1'44.653	1'44.541
11	1'43.334	1'42.336	1'43.476	1'43.548	1'43.578	1'43.514	1'43.594	1'43.496	1'43.716	1'43.661	1'45.077	1'45.128	1'45.443	1'44.308
12	1'43.443	1'42.178	1'43.150	1'43.448	1'43.549	1'43.480	1'43.215	1'48.409	1'43.383	1'43.730	1'45.228	1'45.344	1'44.635	1'44.593
13	1'43.461	1'42.771	1'43.670	1'43.639	1'44.178	1'43.768	1'43.502	1'43.743	1'45.156	1'43.899	1'43.791	1'44.834	1'44.911	1'44.392
14	1'43.267	1'42.922	1'43.825	1'43.379	1'43.315	1'43.460	1'43.912	1'43.288	1'44.901	1'44.133	1'43.491	1'43.848	1'44.844	1'44.276
15	1'43.615	1'42.743	1'43.253	1'43.702	1'43.353	1'43.441	1'48.041	1'43.530	1'44.641	1'43.521	1'43.231	1'44.745	1'44.952	1'44.593
16	1'43.706	1'42.143	1'43.638	1'44.099	1'43.784	1'44.103	1'44.464	1'43.409	1'45.089	1'43.546	1'43.604	1'45.085	1'45.229	1'44.436
17	1'43.703	1'42.719	1'43.740	1'44.500	1'44.757	1'44.715	1'43.550	1'44.028	1'44.329	1'43.592	1'43.623	1'45.276	1'44.914	1'44.341
18	1'44.004	1'42.784	1'43.700	1'44.544	1'44.200	1'44.888	1'43.142	1'44.540	1'44.576	1'44.578	1'45.460	1'45.207	1'44.813	1'44.233
19	1'44.192	1'43.105	1'44.831	1'44.185	1'44.062	1'43.876	1'43.843	1'43.605	1'44.620	1'44.310	1'44.045	1'45.323	1'45.135	1'44.709

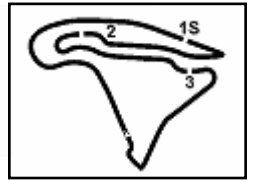
	96 Gre	28 vSt	9 Nav
1	1'50.551	1'44.996	1'44.359
2	1'45.229	1'43.337	1'42.285
3	1'45.679	1'43.070	
4	1'44.912	1'42.697	
5	1'44.784	1'42.835	
6	1'45.917	1'42.763	
7	1'45.474	1'42.917	
8	1'45.357	1'43.249	

09/09/2023

These data/results cannot be reproduced, stored and/or transmitted in whole or in part by any manner of electronic, mechanical, photocopying, recording, broadcasting or otherwise now known or herein after developed without the previous express consent by the copyright owner, except for reproduction in daily press and regular printed publications on sale to the public within 60 days of the event related to those data/results and always provided that copyright symbol appears together as follows below.

© DORNA WSBK ORGANIZATION Srl 2023





Magny-Cours 4.411 m

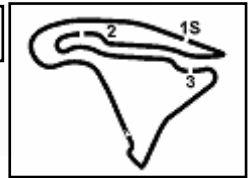
Pirelli French Round, 8-10 September 2023
Lap Chart Race 1

	96 Gre	28 vSt	9 Nav
9	1'45.561		
10	1'46.044		
11	1'46.272		
12	1'45.849		

09/09/2023

These data/results cannot be reproduced, stored and/or transmitted in whole or in part by any manner of electronic, mechanical, photocopying, recording, broadcasting or otherwise now known or herein after developed without the previous express consent by the copyright owner, except for reproduction in daily press and regular printed publications on sale to the public within 60 days of the event related to those data/results and always provided that copyright symbol appears together as follows below.

© DORNA WSBK ORGANIZATION Srl 2023



Pirelli French Round, 8-10 September 2023

Best Sectors & Speed Race 1

RESULTS				
1	11	N. BULEGA	Ducati Panigale V2	Laps 19
2	62	S. MANZI	Yamaha YZF R6	0.587
3	94	V. DEBISE	Yamaha YZF R6	4.898
4	99	A. HUERTAS	Kawasaki ZX-6R	7.701
5	66	N. TUULI	Triumph Street Triple RS 765	9.969
6	55	Y. MONTELLA	Ducati Panigale V2	12.013
7	23	M. SCHROETTER	MV Agusta F3 800 RR	12.213
8	64	F. CARICASULO	Ducati Panigale V2	20.286
9	54	B. SOFUOGLU	MV Agusta F3 800 RR	24.206
10	48	L. DALLA PORTA	Yamaha YZF R6	24.312
11	25	A. VERDOIA	Yamaha YZF R6	24.771
12	86	J. GIMBERT	Yamaha YZF R6	35.869
13	69	T. BOOTH-AMOS	Kawasaki ZX-6R	36.025
14	43	S. JESPERSEN	Yamaha YZF R6	36.215
15	17	J. MCPHEE	Kawasaki ZX-6R	42.544
16	3	R. DE ROSA	Ducati Panigale V2	45.041
17	61	C. ONCU	Kawasaki ZX-6R	49.455
18	16	Y. OKAYA	Kawasaki ZX-6R	52.446
19	7	A. NORRODIN	Honda CBR600RR	52.610
20	47	A. KOFLER	Ducati Panigale V2	52.914
21	71	T. EDWARDS	Yamaha YZF R6	53.820
22	50	D. VOSTATEK	Triumph Street Triple RS 765	56.482
23	51	A. SARMOON	Yamaha YZF R6	57.167
24	95	T. MACKENZIE	Honda CBR600RR	57.352
25	22	F. FULIGNI	Ducati Panigale V2	1'05.046
26	73	M. KOFLER	Ducati Panigale V2	1'11.928
27	27	A. DIAZ	Yamaha YZF R6	1'14.672
28	68	L. POWER	Kawasaki ZX-6R	1'25.182
RET	96	M. GREGORIO	Yamaha YZF R6	7 Laps
RET	28	G. VAN STRAALLEN	Yamaha YZF R6	11 Laps
RET	9	J. NAVARRO	Yamaha YZF R6	17 Laps

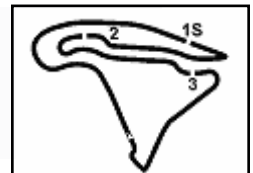
SPEED				
1	66	N. TUULI	Triumph Street Triple RS 765	264,1
2	99	A. HUERTAS	Kawasaki ZX-6R	264,1
3	25	A. VERDOIA	Yamaha YZF R6	262,1
4	47	A. KOFLER	Ducati Panigale V2	262,1
5	64	F. CARICASULO	Ducati Panigale V2	261,5
6	54	B. SOFUOGLU	MV Agusta F3 800 RR	261,5
7	48	L. DALLA PORTA	Yamaha YZF R6	260,9
8	51	A. SARMOON	Yamaha YZF R6	260,9
9	16	Y. OKAYA	Kawasaki ZX-6R	260,9
10	3	R. DE ROSA	Ducati Panigale V2	260,9
11	71	T. EDWARDS	Yamaha YZF R6	260,2
12	22	F. FULIGNI	Ducati Panigale V2	260,2
13	23	M. SCHROETTER	MV Agusta F3 800 RR	260,2
14	7	A. NORRODIN	Honda CBR600RR	259,6
15	50	D. VOSTATEK	Triumph Street Triple RS 765	259,6
16	55	Y. MONTELLA	Ducati Panigale V2	259,0
17	43	S. JESPERSEN	Yamaha YZF R6	258,4
18	94	V. DEBISE	Yamaha YZF R6	258,4
19	17	J. MCPHEE	Kawasaki ZX-6R	258,4
20	11	N. BULEGA	Ducati Panigale V2	258,4
21	62	S. MANZI	Yamaha YZF R6	258,4
22	86	J. GIMBERT	Yamaha YZF R6	258,4
23	69	T. BOOTH-AMOS	Kawasaki ZX-6R	257,1
24	73	M. KOFLER	Ducati Panigale V2	256,5
25	61	C. ONCU	Kawasaki ZX-6R	256,5
26	9	J. NAVARRO	Yamaha YZF R6	256,5
27	28	G. VAN STRAALLEN	Yamaha YZF R6	256,5
28	68	L. POWER	Kawasaki ZX-6R	254,7
29	95	T. MACKENZIE	Honda CBR600RR	254,7
30	27	A. DIAZ	Yamaha YZF R6	253,5
31	96	M. GREGORIO	Yamaha YZF R6	251,7

SEG. 1		SEG. 2		SEG. 3		SEG. 4									
1	11	N. BULEGA	30.466	1	11	N. BULEGA	21.956	1	94	V. DEBISE	22.496	1	62	S. MANZI	25.456
2	66	N. TUULI	30.512	2	94	V. DEBISE	21.991	2	62	S. MANZI	22.586	2	94	V. DEBISE	25.537
3	55	Y. MONTELLA	30.653	3	62	S. MANZI	22.012	3	99	A. HUERTAS	22.602	3	99	A. HUERTAS	25.546
4	23	M. SCHROETTER	30.672	4	55	Y. MONTELLA	22.025	4	55	Y. MONTELLA	22.634	4	11	N. BULEGA	25.567
5	94	V. DEBISE	30.675	5	99	A. HUERTAS	22.149	5	11	N. BULEGA	22.656	5	66	N. TUULI	25.617
6	99	A. HUERTAS	30.695	6	54	B. SOFUOGLU	22.175	6	66	N. TUULI	22.673	6	23	M. SCHROETTER	25.635
7	54	B. SOFUOGLU	30.699	7	66	N. TUULI	22.180	7	3	R. DE ROSA	22.749	7	55	Y. MONTELLA	25.722
8	62	S. MANZI	30.722	8	23	M. SCHROETTER	22.190	8	23	M. SCHROETTER	22.752	8	9	J. NAVARRO	25.766
9	64	F. CARICASULO	30.736	9	43	S. JESPERSEN	22.239	9	43	S. JESPERSEN	22.761	9	48	L. DALLA PORTA	25.789
10	25	A. VERDOIA	30.743	10	64	F. CARICASULO	22.247	10	64	F. CARICASULO	22.767	10	43	S. JESPERSEN	25.797
11	48	L. DALLA PORTA	30.842	11	3	R. DE ROSA	22.248	11	48	L. DALLA PORTA	22.782	11	69	T. BOOTH-AMOS	25.807
12	9	J. NAVARRO	30.885	12	48	L. DALLA PORTA	22.254	12	54	B. SOFUOGLU	22.808	12	64	F. CARICASULO	25.857
13	3	R. DE ROSA	30.901	13	86	J. GIMBERT	22.323	13	25	A. VERDOIA	22.826	13	86	J. GIMBERT	25.859
14	71	T. EDWARDS	30.908	14	25	A. VERDOIA	22.336	14	86	J. GIMBERT	22.877	14	25	A. VERDOIA	25.883
15	86	J. GIMBERT	30.944	15	69	T. BOOTH-AMOS	22.379	15	28	G. VAN STRAALLEN	22.893	15	3	R. DE ROSA	25.893
16	47	A. KOFLER	30.973	16	17	J. MCPHEE	22.413	16	69	T. BOOTH-AMOS	22.895	16	54	B. SOFUOGLU	25.893
17	28	G. VAN STRAALLEN	30.974	17	50	D. VOSTATEK	22.473	17	9	J. NAVARRO	22.896	17	28	G. VAN STRAALLEN	25.979
18	69	T. BOOTH-AMOS	30.993	18	22	F. FULIGNI	22.496	18	17	J. MCPHEE	22.921	18	61	C. ONCU	26.038
19	16	Y. OKAYA	31.024	19	9	J. NAVARRO	22.497	19	71	T. EDWARDS	22.929	19	17	J. MCPHEE	26.065
20	50	D. VOSTATEK	31.131	20	28	G. VAN STRAALLEN	22.511	20	50	D. VOSTATEK	23.038	20	71	T. EDWARDS	26.069
21	7	A. NORRODIN	31.136	21	16	Y. OKAYA	22.525	21	61	C. ONCU	23.045	21	95	T. MACKENZIE	26.071
22	17	J. MCPHEE	31.159	22	61	C. ONCU	22.534	22	95	T. MACKENZIE	23.076	22	50	D. VOSTATEK	26.081
23	51	A. SARMOON	31.184	23	47	A. KOFLER	22.535	23	27	A. DIAZ	23.102	23	7	A. NORRODIN	26.100
24	43	S. JESPERSEN	31.187	24	95	T. MACKENZIE	22.576	24	51	A. SARMOON	23.110	24	51	A. SARMOON	26.113
25	61	C. ONCU	31.209	25	51	A. SARMOON	22.581	25	16	Y. OKAYA	23.140	25	22	F. FULIGNI	26.172
26	68	L. POWER	31.253	26	7	A. NORRODIN	22.612	26	7	A. NORRODIN	23.164	26	68	L. POWER	26.202
27	22	F. FULIGNI	31.283	27	71	T. EDWARDS	22.623	27	22	F. FULIGNI	23.170	27	47	A. KOFLER	26.249
28	95	T. MACKENZIE	31.294	28	73	M. KOFLER	22.799	28	47	A. KOFLER	23.207	28	73	M. KOFLER	26.259
29	73	M. KOFLER	31.334	29	68	L. POWER	22.869	29	73	M. KOFLER	23.285	29	16	Y. OKAYA	26.283
30	96	M. GREGORIO	31.394	30	96	M. GREGORIO	22.873	30	96	M. GREGORIO	23.410	30	27	A. DIAZ	26.516
31	27	A. DIAZ	31.448	31	27	A. DIAZ	22.956	31	68	L. POWER	23.515	31	96	M. GREGORIO	26.545

09/09/2023

These data/results cannot be reproduced, stored and/or transmitted in whole or in part by any manner of electronic, mechanical, photocopying, recording, broadcasting or otherwise now known or herein after developed without the previous express consent by the copyright owner, except for reproduction in daily press and regular printed publications on sale to the public within 60 days of the event related to those data/results and always provided that copyright symbol appears together as follows below.

© DORNA WSBK ORGANIZATION Srl 2023



Pirelli French Round, 8-10 September 2023
Chronological Analysis Race 1

Start at 15:15/27.732

1° 11 N. BULEGA [1'41.026]							
Lap	Seg.1	Seg.2	Seg.3	Seg.4	Lap Time	km/h	Local Time
1		22.258	22.805	25.616	1'41.145	255,3	15:17'08.877
2	30.891	22.050	22.819	25.728	1'41.488	256,5	15:18'50.365
3	30.745	22.124	22.730	25.690	1'41.289	257,1	15:20'31.654
4	30.706	22.058	22.793	25.590	1'41.147	256,5	15:22'12.801
5	30.987	22.214	22.888	25.758	1'41.847	255,3	15:23'54.648
6	30.871	22.173	22.851	25.749	1'41.644	257,1	15:25'36.292
7	30.775	22.115	22.751	25.669	1'41.310	257,8	15:27'17.602
8	30.734	22.252	22.717	25.656	1'41.359	258,4	15:28'58.961
9	30.787	22.246	22.813	25.637	1'41.483	257,8	15:30'04.444
10	30.691	22.070	22.810	25.744	1'41.315	258,4	15:32'21.759
11	30.816	22.112	22.781	25.572	1'41.281	257,8	15:34'03.040
12	30.773	22.028	22.739	25.603	1'41.143	257,8	15:35'44.183
13	30.799	22.015	22.964	25.661	1'41.439	257,8	15:37'25.622
14	30.686	22.043	22.676	25.621	1'41.026	257,8	15:39'06.648
15	30.709	22.054	22.656	25.680	1'41.099	256,5	15:40'47.747
16	30.949	21.956	22.866	25.647	1'41.418	255,3	15:42'29.165
17	30.870	21.984	23.073	25.608	1'41.535	255,3	15:44'10.700
18	30.897	21.984	22.757	25.567	1'41.205	256,5	15:45'51.905
19	30.777	22.279	22.853	25.671	1'41.580	258,4	15:47'33.485
Race Time 32'05.753							

2° 62 S. MANZI [1'41.027]							
Lap	Seg.1	Seg.2	Seg.3	Seg.4	Lap Time	km/h	Local Time
1		22.426	22.862	25.762	1'42.088	256,5	15:17'09.820
2	31.095	22.200	22.852	25.610	1'41.757	255,9	15:18'51.577
3	30.869	22.212	22.834	25.648	1'41.563	255,3	15:20'33.140
4	31.043	22.174	22.761	25.629	1'41.607	253,5	15:22'14.747
5	31.123	22.271	22.755	25.559	1'41.708	253,5	15:23'56.455
6	30.995	22.153	22.695	25.516	1'41.359	254,7	15:25'37.814
7	30.805	22.151	22.719	25.587	1'41.262	256,5	15:27'19.076
8	30.869	22.268	22.627	25.540	1'41.304	254,7	15:29'00.380
9	30.810	22.102	22.778	25.562	1'41.252	255,9	15:30'41.632
10	30.797	22.113	22.678	25.495	1'41.083	257,1	15:32'22.715
11	30.886	22.120	22.714	25.562	1'41.282	256,5	15:34'03.997
12	30.777	22.117	22.710	25.555	1'41.159	257,1	15:35'45.156
13	30.722	22.065	22.626	25.669	1'41.082	256,5	15:37'26.238
14	30.809	22.160	22.593	25.477	1'41.039	256,5	15:39'07.277
15	30.811	22.063	22.586	25.567	1'41.027	255,3	15:40'48.304
16	31.079	22.012	22.730	25.456	1'41.277	254,7	15:42'29.581
17	30.899	22.108	22.777	25.636	1'41.420	255,3	15:44'11.001
18	30.855	22.124	22.667	25.700	1'41.346	258,4	15:45'52.347
19	30.860	22.295	22.773	25.797	1'41.725	257,1	15:47'34.072
Race Time 32'06.340							

3° 94 V. DEBISE [1'40.928]							
Lap	Seg.1	Seg.2	Seg.3	Seg.4	Lap Time	km/h	Local Time
1		22.694	22.717	25.699	1'42.543	254,1	15:17'10.275
2	30.871	22.610	22.810	25.719	1'42.010	257,1	15:18'52.285
3	30.822	22.321	22.556	25.710	1'41.409	257,1	15:20'33.694
4	31.007	22.522	22.631	25.700	1'41.860	252,9	15:22'15.554
5	30.961	22.480	22.775	25.621	1'41.837	255,9	15:23'57.391
6	30.675	22.187	22.558	25.594	1'41.014	258,4	15:25'38.405
7	30.960	22.428	22.610	25.654	1'41.652	253,5	15:27'20.057
8	31.004	22.105	22.567	25.622	1'41.298	254,1	15:29'01.355
9	30.845	22.126	22.613	25.537	1'41.121	254,7	15:30'42.476
10	30.902	21.991	22.496	25.539	1'40.928	255,9	15:32'23.404
11	30.855	22.271	22.568	25.639	1'41.333	255,9	15:34'04.737
12	30.925	22.305	22.630	25.671	1'41.531	254,7	15:35'46.268
13	30.914	22.429	22.693	25.687	1'41.723	254,7	15:37'27.991
14	30.953	22.166	22.639	25.672	1'41.430	254,1	15:39'09.421
15	30.905	22.179	22.653	25.595	1'41.332	252,9	15:40'50.753
16	31.059	22.103	22.751	25.559	1'41.472	251,7	15:42'32.225
17	31.200	22.368	22.814	25.689	1'42.071	250,6	15:44'14.296

18	31.236	22.361	22.708	25.677	1'41.982	252,3	15:45'56.278
19	31.207	22.317	22.737	25.844	1'42.105	252,9	15:47'38.383
Race Time 32'10.651							

4° 99 A. HUERTAS [1'41.336]							
Lap	Seg.1	Seg.2	Seg.3	Seg.4	Lap Time	km/h	Local Time
1		22.294	22.886	25.713	1'42.264	259,6	15:17'09.996
2	30.968	22.642	23.095	25.746	1'42.451	259,0	15:18'52.447
3	30.728	22.496	22.712	25.686	1'41.622	260,9	15:20'34.069
4	31.008	22.312	22.750	25.667	1'41.737	260,2	15:22'15.806
5	30.695	22.580	22.793	25.782	1'41.850	259,6	15:23'57.656
6	30.950	22.311	22.711	25.718	1'41.690	260,2	15:25'39.346
7	30.744	22.361	22.602	25.823	1'41.530	264,1	15:27'20.876
8	30.928	22.211	22.698	25.766	1'41.603	257,8	15:29'02.479
9	30.804	22.233	22.735	25.579	1'41.351	257,8	15:30'43.830
10	31.002	22.160	22.675	25.621	1'41.458	258,4	15:32'25.288
11	30.949	22.149	22.667	25.626	1'41.391	257,8	15:34'06.679
12	30.981	22.260	22.614	25.572	1'41.427	256,5	15:35'48.106
13	30.907	22.168	22.715	25.546	1'41.336	257,1	15:37'29.442
14	30.928	22.259	22.637	25.767	1'41.591	257,8	15:39'11.033
15	30.990	22.255	22.753	25.630	1'41.628	255,9	15:40'52.661
16	31.107	22.205	22.849	25.838	1'41.999	254,1	15:42'34.660
17	31.210	22.240	22.958	25.658	1'42.066	253,5	15:44'16.726
18	31.139	22.315	22.851	25.787	1'42.092	255,9	15:45'58.818
19	31.033	22.451	22.930	25.954	1'42.368	256,5	15:47'41.186
Race Time 32'13.454							

5° 66 N. TUULI [1'41.276]							
Lap	Seg.1	Seg.2	Seg.3	Seg.4	Lap Time	km/h	Local Time
1		23.146	22.913	25.820	1'43.486	253,5	15:17'11.218
2	30.698	22.629	22.777	25.903	1'42.007	260,2	15:18'53.225
3	30.540	22.583	22.712	25.859	1'41.694	261,5	15:20'34.919
4	30.512	22.608	22.764	26.374	1'42.258	259,6	15:22'17.177
5	30.631	22.469	22.964	25.785	1'41.849	261,5	15:23'59.026
6	30.807	22.605	22.726	25.776	1'41.914	259,0	15:25'40.940
7	30.856	22.180	22.687	25.774	1'41.497	258,4	15:27'22.437
8	30.721	22.290	22.722	25.891	1'41.624	260,9	15:29'04.061
9	30.812	22.259	22.789	25.738	1'41.598	259,6	15:30'45.659
10	30.682	22.218	22.730	25.843	1'41.473	264,1	15:32'27.132
11	30.651	22.214	22.794	25.617	1'41.276	261,5	15:34'08.408
12	30.828	22.397	22.693	25.794	1'41.712	258,4	15:35'50.120
13	30.851	22.310	22.814	25.675	1'41.650	257,8	15:37'31.770
14	30.925	22.329	22.732	25.863	1'41.849	257,8	15:39'13.619
15	30.829	22.371	22.756	25.801	1'41.757	257,1	15:40'55.376
16	30.906	22.438	22.673	25.886	1'41.903	255,3	15:42'37.279
17	30.993	22.358	22.849	25.782	1'41.982	255,9	15:44'19.261
18	31.007	22.213	22.708	25.906	1'41.834	257,8	15:46'01.095
19	30.882	22.516	22.886	26.075	1'42.359	257,1	15:47'43.454
Race Time 32'15.722							

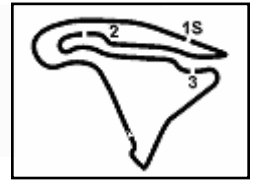
6° 55 Y. MONTELLA [1'41.475]							
Lap	Seg.1	Seg.2	Seg.3	Seg.4	Lap Time	km/h	Local Time
1		22.330	22.828	25.784	1'41.595	257,8	15:17'09.327
2	31.618	22.325	22.991	25.831	1'42.765	256,5	15:18'52.092
3	30.744	22.132	22.852	26.088	1'41.816	258,4	15:20'33.908
4	30.754	22.244	22.755	25.722	1'41.475	257,1	15:22'15.383
5	30.935	22.226	22.743	25.875	1'41.779	258,4	15:23'57.162
6	30.882	22.383	22.684	26.107	1'42.056	258,4	15:25'39.218
7	30.861	22.346	22.925	26.118	1'42.250	258,4	15:27'21.468
8	30.834	22.207	22.895	26.116	1'42.052	259,0	15:29'03.520
9	30.795	22.151	22.838	25.938	1'41.722	258,4	15:30'45.242
10	30.818	22.126	22.874	25.860	1'41.678	259,0	15:32'26.920
11	30.893	22.419	23.085	25.967	1'42.364	257,1	15:34'09.284
12	30.908	22.025	22.751	26.031	1'41.715	258,4	15:35'50.999
13	30.845	22.307	22.634	25.986	1'41.772	258,4	15:37'32.771
14	30.771	22.198	22.874	25.885	1'41.728	258,4	15:39'14.499

09/09/2023

P = Pits In/Out - C = Lap Time Cancelled

These data/results cannot be reproduced, stored and/or transmitted in whole or in part by any manner of electronic, mechanical, photocopying, recording, broadcasting or otherwise now known or herein after developed without the previous express consent by the copyright owner, except for reproduction in daily press and regular printed publications on sale to the public within 60 days of the event related to those data/results and always provided that copyright symbol appears together as follows below.

© DORNA WSBK ORGANIZATION Srl 2023



Magny-Cours 4.411 m

Pirelli French Round, 8-10 September 2023
Chronological Analysis Race 1

Start at 15:15:27.732

2 / 6

15	30.791	22.399	22.897	26.047	1'42.134	257,1	15:40'56.633	12	30.855	22.175	22.979	26.088	1'42.097	258,4	15:35'59.161
16	30.946	22.309	22.808	25.990	1'42.053	255,3	15:42'38.686	13	30.949	22.549	22.960	26.408	1'42.866	251,7	15:37'42.027
17	30.987	22.234	22.787	26.102	1'42.110	255,3	15:44'20.796	14	30.930	22.349	23.179	25.893	1'42.351	257,8	15:39'24.378
18	30.941	22.412	22.790	26.226	1'42.369	257,1	15:46'03.165	15	31.184	22.560	23.034	26.059	1'42.837	254,1	15:41'07.215
19	30.917	22.438	22.721	26.257	1'42.333	257,8	15:47'45.498	16	30.962	22.211	22.929	26.047	1'42.149	254,7	15:42'49.364
								Race Time 32'17.766							
17	31.125	22.385	22.952	25.980	1'42.442	255,3	15:44'31.806	17	31.125	22.385	22.952	25.980	1'42.442	255,3	15:44'31.806
18	31.045	22.311	23.106	26.123	1'42.585	257,8	15:46'14.391	18	31.045	22.311	23.106	26.123	1'42.585	257,8	15:46'14.391
19	31.042	23.077	22.965	26.216	1'43.300	255,3	15:47'57.691	19	31.042	23.077	22.965	26.216	1'43.300	255,3	15:47'57.691
								Race Time 32'29.959							

7° 23 M. SCHROETTER [1'41.602]															
Lap	Seg.1	Seg.2	Seg.3	Seg.4	Lap Time	km/h	Local Time								
1		22.909	22.901	25.769	1'43.272	250,0	15:17'11.004								
2	30.875	22.486	22.793	25.742	1'41.896	259,6	15:18'52.900								
3	30.857	22.394	22.752	25.635	1'41.638	256,5	15:20'34.538								
4	30.673	22.439	22.864	26.507	1'42.483	252,3	15:22'17.021								
5	30.815	22.726	22.830	25.918	1'42.289	257,1	15:23'59.310								
6	30.723	22.535	23.032	25.931	1'42.221	255,9	15:25'41.531								
7	30.790	22.319	22.797	25.846	1'41.752	257,8	15:27'23.283								
8	30.736	22.190	22.783	25.893	1'41.602	257,8	15:29'04.885								
9	30.735	22.219	22.865	25.866	1'41.685	257,8	15:30'46.570								
10	30.692	22.190	22.905	25.880	1'41.667	259,6	15:32'28.237								
11	30.745	22.344	22.940	25.956	1'41.985	259,0	15:34'10.222								
12	30.764	22.386	22.918	25.874	1'41.942	258,4	15:35'52.164								
13	30.771	22.199	22.809	25.921	1'41.700	257,1	15:37'33.864								
14	30.764	22.283	22.772	25.801	1'41.620	257,8	15:39'15.484								
15	30.715	22.378	22.935	25.986	1'42.014	256,5	15:40'57.498								
16	30.796	22.203	22.844	25.883	1'41.726	255,9	15:42'39.224								
17	30.938	22.343	22.956	25.950	1'42.187	256,5	15:44'21.411								
18	30.869	22.285	22.931	25.924	1'42.009	258,4	15:46'03.420								
19	30.672	22.722	22.830	26.054	1'42.278	260,2	15:47'45.698								
								Race Time 32'17.966							

8° 64 F. CARICASULO [1'41.684]															
Lap	Seg.1	Seg.2	Seg.3	Seg.4	Lap Time	km/h	Local Time								
1		22.921	22.963	26.034	1'43.871	250,0	15:17'11.603								
2	30.779	22.441	22.795	26.000	1'42.015	261,5	15:18'53.618								
3	30.991	22.399	22.771	25.914	1'42.075	257,8	15:20'35.693								
4	30.757	22.391	22.771	25.982	1'41.901	257,8	15:22'17.594								
5	31.011	22.524	22.881	25.966	1'42.382	257,8	15:23'59.976								
6	30.909	22.438	22.779	26.138	1'42.264	258,4	15:25'42.240								
7	30.736	22.247	22.767	25.934	1'41.684	259,6	15:27'23.924								
8	30.859	22.436	22.848	26.044	1'42.187	258,4	15:29'06.111								
9	30.850	22.321	22.960	25.857	1'41.988	258,4	15:30'48.099								
10	30.863	22.342	22.861	25.982	1'42.048	258,4	15:32'30.147								
11	30.748	22.302	22.818	26.467	1'42.335	257,8	15:34'12.482								
12	30.988	22.370	22.912	26.034	1'42.304	256,5	15:35'54.786								
13	31.017	22.344	22.915	26.158	1'42.434	255,3	15:37'37.220								
14	31.067	22.403	22.976	26.113	1'42.559	254,7	15:39'19.779								
15	30.813	22.424	22.947	26.063	1'42.247	254,7	15:41'02.026								
16	31.181	22.412	23.466	25.962	1'43.021	252,3	15:42'45.047								
17	31.222	22.567	22.909	26.064	1'42.762	252,9	15:44'27.809								
18	31.221	22.385	22.951	26.347	1'42.904	254,1	15:46'10.713								
19	31.201	22.452	22.953	26.452	1'43.058	254,1	15:47'53.771								
								Race Time 32'26.039							

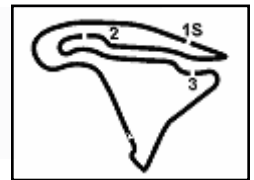
9° 54 B. SOFUOGLU [1'42.039]							
Lap	Seg.1	Seg.2	Seg.3	Seg.4	Lap Time	km/h	Local Time
1		23.416	23.119	26.423	1'45.655	237,4	15:17'13.387
2	30.834	22.507	22.899	26.254	1'42.494	257,8	15:18'55.881
3	30.770	22.515	22.893	26.200	1'42.378	261,5	15:20'38.259
4	30.779	22.405	23.003	26.106	1'42.293	261,5	15:22'20.552
5	30.699	22.487	23.086	26.130	1'42.402	258,4	15:24'02.954
6	30.704	22.517	23.019	26.073	1'42.313	259,0	15:25'45.267
7	30.707	22.357	23.317	26.213	1'42.594	259,0	15:27'27.861
8	30.926	22.662	22.885	26.105	1'42.578	258,4	15:29'10.439
9	31.042	22.341	22.808	26.016	1'42.207	257,8	15:30'52.646
10	30.914	22.303	23.139	26.023	1'42.379	258,4	15:32'35.025
11	30.934	22.221	22.942	25.943	1'42.039	258,4	15:34'17.064

10° 48 L. DALLA PORTA [1'41.937]															
Lap	Seg.1	Seg.2	Seg.3	Seg.4	Lap Time	km/h	Local Time								
1		23.021	23.059	25.789	1'44.105	245,5	15:17'11.837								
2	31.078	22.453	22.960	25.827	1'42.318	259,0	15:18'54.155								
3	31.041	22.936	22.959	25.977	1'42.913	260,9	15:20'37.068								
4	31.116	22.350	23.003	25.831	1'42.300	255,9	15:22'19.368								
5	31.306	22.420	22.934	25.886	1'42.546	256,5	15:24'01.914								
6	31.337	22.519	23.045	25.955	1'42.856	253,5	15:25'44.770								
7	31.089	22.301	23.573	26.656	1'43.619	257,1	15:27'28.389								
8	31.014	22.578	22.987	26.012	1'42.591	260,9	15:29'10.980								
9	30.913	22.523	22.782	26.071	1'42.289	257,8	15:30'53.269								
10	30.868	22.254	22.872	25.943	1'41.937	260,2	15:32'35.206								
11	30.904	22.330	22.890	25.968	1'42.092	259,0	15:34'17.298								
12	30.974	22.264	23.070	25.859	1'42.167	260,2	15:35'59.465								
13	30.877	22.493	22.929	26.572	1'42.871	259,6	15:37'42.336								
14	31.132	22.298	22.987	25.797	1'42.214	259,6	15:39'24.550								
15	30.985	22.406	23.315	26.128	1'42.834	254,1	15:41'07.384								
16	30.959	22.467	22.962	25.872	1'42.260	258,4	15:42'49.644								
17	31.156	22.374	22.920	25.980	1'42.430	257,1	15:44'32.074								
18	30.915	22.411	22.947	26.224	1'42.497	260,9	15:46'14.571								
19	30.842	23.351	23.089	25.944	1'43.226	258,4	15:47'57.797								
								Race Time 32'30.065							

11° 25 A. VERDOIA [1'42.002]															
Lap	Seg.1	Seg.2	Seg.3	Seg.4	Lap Time	km/h	Local Time								
1		23.236	23.182	25.924	1'44.825	252,9	15:17'12.557								
2	30.982	22.581	22.839	25.883	1'42.285	257,8	15:18'54.842								
3	30.977	22.749	23.026	26.036	1'42.788	258,4	15:20'37.630								
4	31.027	22.479	22.965	25.901	1'42.372	257,1	15:22'20.002								
5	31.124	22.356	23.099	25.954	1'42.533	257,1	15:24'02.535								
6	31.038	22.837	23.137	26.030	1'43.042	257,8	15:25'45.577								
7	30.816	22.397	23.082	26.282	1'42.577	259,0	15:27'28.154								
8	30.995	22.623	23.081	25.897	1'42.596	257,8	15:29'10.750								
9	31.020	22.409	22.826	26.499	1'42.754	257,8	15:30'53.504								
10	30.793	22.402	22.986	26.147	1'42.328	262,1	15:32'35.832								
11	30.836	22.336	22.978	26.003	1'42.153	259,0	15:34'17.985								
12	30.872	22.351	22.892	25.887	1'42.002	259,0	15:35'59.987								
13	30.854	22.451	23.014	26.222	1'42.541	257,8	15:37'42.528								
14	31.019	22.599	23.040	25.983	1'42.641	256,5	15:39'25.169								
15	30.953	22.536	22.988	26.038	1'42.515	259,0	15:41'07.684								
16	30.990	22.457	22.968	25.971	1'42.386	257,8	15:42'50.070								
17	31.073	22.381	22.976	25.974	1'42.404	257,8	15:44'32.474								
18	31.061	22.410	23.019	25.936	1'42.426	258,4	15:46'14.900								
19	30.743	23.027	23.486	26.100	1'43.356	259,0	15:47'58.256								
								Race Time 32'30.524							

12° 86 J. GIMBERT [1'42.414]							
Lap	Seg.1	Seg.2	Seg.3	Seg.4	Lap Time	km/h	Local Time
1		24.303	23.796	26.397	1'47.835	258,4	15:17'15.567
2	31.345	22.418	23.055	26.100	1'42.918	253,5	15:18'58.485
3	31.049	22.505	23.088	25.958	1'42.600	254,1	15:20'41.085
4	30.993	22.508	23.142	26.195	1'42.838	253,5	15:22'23.923
5	31.071	22.565	23.048	26.064	1'42.748	254,7	15:24'06.671
6	31.261	22.469	23.354	26.068	1'43.152	256,5	15:25'49.823
7	31.125	22.507	22.975	25.938	1'42.545	250,6	15:27'32.368
8	31.079	22.483	22.955	26.052	1'42.569	252,3	15:29'14.937

09/09/2023



Magny-Cours 4.411 m

Pirelli French Round, 8-10 September 2023 Chronological Analysis Race 1

Start at 15:15'27.732

3 / 6

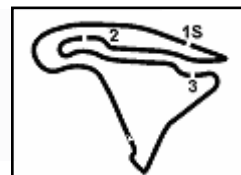
9	31.149	22.351	22.978	26.020	1'42.498	252,9	15:30'57.435	6	31.331	22.581	23.900	26.253	1'44.065	254,7	15:25'50.459
10	31.162	22.323	22.952	26.641	1'43.078	252,3	15:32'40.513	7	31.159	22.692	23.139	26.130	1'43.120	258,4	15:27'33.579
11	31.388	22.454	23.019	26.015	1'42.876	255,9	15:34'23.389	8	31.202	22.986	23.158	26.185	1'43.531	257,1	15:29'17.110
12	31.373	22.505	23.096	26.122	1'43.096	251,7	15:36'06.485	9	31.206	22.479	23.147	26.155	1'42.987	258,4	15:31'00.097
13	31.308	22.968	23.054	26.574	1'43.904	255,9	15:37'50.389	10	31.360	22.568	23.168	26.111	1'43.207	257,8	15:32'43.304
14	30.944	22.847	23.109	26.069	1'42.969	258,4	15:39'33.358	11	31.417	22.554	23.197	26.166	1'43.334	255,3	15:34'26.638
15	31.143	22.421	22.991	25.859	1'42.414	251,2	15:41'15.772	12	31.390	22.601	23.209	26.243	1'43.443	255,9	15:36'10.081
16	31.131	22.512	23.146	26.042	1'42.831	252,3	15:42'58.603	13	31.666	22.485	23.245	26.065	1'43.461	252,9	15:37'53.542
17	31.540	22.640	23.341	27.330	1'44.851	248,8	15:44'43.454	14	31.520	22.517	23.097	26.133	1'43.267	254,7	15:39'36.809
18	31.194	22.461	22.877	26.222	1'42.754	255,9	15:46'26.208	15	31.504	22.511	23.211	26.389	1'43.615	253,5	15:41'20.424
19	31.105	22.620	22.937	26.484	1'43.146	255,3	15:48'09.354	16	31.577	22.590	23.296	26.243	1'43.706	251,2	15:43'04.130
Race Time 32'41.622								17	31.775	22.513	23.252	26.163	1'43.703	252,9	15:44'47.833
13° 69 T. BOOTH-AMOS [1'42.324]								18	31.676	22.673	23.269	26.386	1'44.004	253,5	15:46'31.837
Lap	Seg1	Seg2	Seg3	Seg4	Lap Time	km/h	Local Time	19	31.702	22.790	23.418	26.282	1'44.192	253,5	15:48'16.029
1		23.444	25.784	26.738	1'48.771	243,2	15:17'16.503	Race Time 32'48.297							
2	31.121	22.860	23.360	26.364	1'43.705	254,7	15:19'00.208	16° 3 R. DE ROSA [1'42.143]							
3	31.307	22.619	23.104	25.932	1'42.962	252,3	15:20'43.170	Lap	Seg1	Seg2	Seg3	Seg4	Lap Time	km/h	Local Time
4	31.159	22.538	23.018	25.807	1'42.522	252,3	15:22'25.692	1		40.666	23.711	26.581	2'02.322	252,3	15:17'30.054
5	31.169	22.504	23.025	26.015	1'42.713	253,5	15:24'08.405	2	31.297	22.569	22.931	26.300	1'43.097	250,6	15:19'13.151
6	31.145	22.688	23.028	26.054	1'42.915	253,5	15:25'51.320	3	31.059	22.764	22.837	26.047	1'42.707	252,9	15:20'55.858
7	31.060	22.388	22.921	26.169	1'42.538	255,3	15:27'33.858	4	31.123	22.355	22.832	25.893	1'42.203	251,2	15:22'38.061
8	30.993	22.746	23.001	26.025	1'42.765	252,3	15:29'16.623	5	31.073	22.598	22.820	26.005	1'42.496	254,1	15:24'20.557
9	31.204	22.379	22.955	26.002	1'42.540	255,3	15:30'59.163	6	30.947	22.993	23.176	26.502	1'43.618	258,4	15:26'04.175
10	31.019	22.430	22.944	25.931	1'42.324	255,9	15:32'41.487	7	31.308	22.573	22.749	25.920	1'42.550	254,7	15:27'46.725
11	30.997	22.604	23.112	25.968	1'42.681	256,5	15:34'24.168	8	31.038	22.427	23.061	26.363	1'42.889	255,9	15:29'29.614
12	31.039	22.525	22.895	26.052	1'42.511	257,1	15:36'06.679	9	31.172	22.578	23.026	26.136	1'42.912	259,0	15:31'12.526
13	31.191	22.960	23.155	26.090	1'43.396	252,3	15:37'50.075	10	31.312	22.248	22.757	25.982	1'42.299	256,5	15:32'54.825
14	31.159	22.609	23.015	25.938	1'42.721	248,8	15:39'32.796	11	31.343	22.262	22.821	25.910	1'42.336	254,7	15:34'37.161
15	31.245	22.433	23.056	25.841	1'42.575	251,2	15:41'15.371	12	30.937	22.327	22.888	26.026	1'42.178	258,4	15:36'19.339
16	31.367	22.385	23.001	25.856	1'42.609	248,3	15:42'57.980	13	30.901	22.509	23.213	26.148	1'42.771	257,8	15:38'02.110
17	32.354	22.828	23.151	26.360	1'44.693	254,1	15:44'42.673	14	30.980	22.735	22.936	26.271	1'42.922	260,9	15:39'45.032
18	31.619	22.446	23.052	26.286	1'43.403	250,6	15:46'26.076	15	31.181	22.635	23.003	25.924	1'42.743	258,4	15:41'27.775
19	31.188	22.563	23.208	26.475	1'43.434	252,9	15:48'09.510	16	30.928	22.319	22.906	25.990	1'42.143	256,5	15:43'09.918
Race Time 32'41.778								17	31.235	22.308	23.052	26.124	1'42.719	252,3	15:44'52.637
14° 43 S. JESPERSSEN [1'42.359]								18	31.230	22.499	22.932	26.123	1'42.784	251,7	15:46'35.421
Lap	Seg1	Seg2	Seg3	Seg4	Lap Time	km/h	Local Time	19	31.423	22.469	22.894	26.319	1'43.105	251,2	15:48'18.526
1		24.139	24.178	25.850	1'46.864	234,8	15:17'14.596	Race Time 32'50.794							
2	31.187	22.403	22.925	26.115	1'42.630	257,8	15:18'57.226	17° 61 C. ONCU [1'43.150]							
3	31.337	22.763	22.815	25.958	1'42.873	258,4	15:20'40.099	Lap	Seg1	Seg2	Seg3	Seg4	Lap Time	km/h	Local Time
4	31.341	22.629	23.000	26.168	1'43.138	257,8	15:22'23.237	1		24.276	23.805	26.122	1'47.406	236,8	15:17'15.138
5	31.264	22.608	23.128	26.292	1'43.292	257,1	15:24'06.529	2	32.039	23.044	23.840	26.523	1'45.446	254,7	15:19'00.584
6	31.358	22.668	23.096	26.484	1'43.606	255,9	15:25'50.135	3	31.209	23.018	23.317	26.229	1'43.773	256,5	15:20'44.357
7	31.325	22.457	22.891	25.905	1'42.578	256,5	15:27'32.713	4	31.282	22.691	23.196	26.105	1'43.274	254,1	15:22'27.631
8	31.218	22.586	22.948	25.885	1'42.637	256,5	15:29'15.350	5	31.408	22.666	23.317	26.433	1'43.824	252,9	15:24'11.455
9	31.370	22.383	22.761	25.845	1'42.359	256,5	15:30'57.709	6	31.437	22.605	23.269	26.282	1'43.593	253,5	15:25'55.048
10	31.259	22.239	22.949	26.087	1'42.534	257,8	15:32'40.243	7	31.788	22.660	23.429	26.284	1'44.161	246,6	15:27'39.209
11	31.566	22.300	23.032	25.981	1'42.879	254,7	15:34'23.122	8	31.349	22.777	23.299	26.047	1'43.472	255,9	15:29'22.681
12	31.566	22.405	23.023	26.119	1'43.113	255,3	15:36'06.235	9	31.431	22.655	23.137	26.038	1'43.261	254,7	15:31'05.942
13	31.550	22.624	23.000	26.198	1'43.372	254,1	15:37'49.607	10	31.393	22.637	23.397	26.288	1'43.715	255,3	15:32'49.657
14	31.636	22.843	23.026	25.970	1'43.475	250,6	15:39'33.082	11	31.614	22.667	23.087	26.108	1'43.476	250,0	15:34'33.133
15	31.366	22.676	23.128	25.797	1'42.967	257,1	15:41'16.049	12	31.436	22.565	23.097	26.052	1'43.150	255,3	15:36'16.283
16	31.234	22.445	22.948	26.581	1'43.208	255,3	15:42'59.257	13	31.552	22.809	23.106	26.203	1'43.670	252,9	15:37'59.953
17	32.230	22.328	22.926	26.238	1'43.722	254,1	15:44'42.979	14	31.649	22.925	23.045	26.206	1'43.825	236,3	15:39'43.778
18	31.600	22.804	22.826	26.179	1'43.409	255,9	15:46'26.388	15	31.556	22.534	23.114	26.049	1'43.253	253,5	15:41'27.031
19	31.201	22.502	23.118	26.491	1'43.312	257,1	15:48'09.700	16	31.558	22.815	23.137	26.128	1'43.638	250,6	15:43'10.669
Race Time 32'41.968								17	31.375	22.626	23.553	26.186	1'43.740	255,3	15:44'54.409
15° 17 J. MCPHEE [1'42.702]								18	31.313	22.610	23.313	26.464	1'43.700	254,7	15:46'38.109
Lap	Seg1	Seg2	Seg3	Seg4	Lap Time	km/h	Local Time	19	31.597	22.843	23.571	26.820	1'44.831	253,5	15:48'22.940
1		23.231	23.862	26.087	1'46.415	238,4	15:17'14.147	Race Time 32'55.208							
2	31.278	22.580	23.012	26.105	1'42.975	257,1	15:18'57.122	18° 16 Y. OKAYA [1'43.273]							
3	31.263	22.413	22.921	26.105	1'42.702	256,5	15:20'39.824	Lap	Seg1	Seg2	Seg3	Seg4	Lap Time	km/h	Local Time
4	31.352	22.612	23.109	26.180	1'43.253	255,9	15:22'23.077	1		24.587	23.760	27.154	1'49.798	230,3	15:17'17.530
5	31.315	22.570	23.164	26.268	1'43.317	255,3	15:24'06.394	2	31.444	23.120	23.406	26.502	1'44.472	249,4	15:19'02.002

09/09/2023

P = Pits In/Out - C = Lap Time Cancelled

These data/results cannot be reproduced, stored and/or transmitted in whole or in part by any manner of electronic, mechanical, photocopying, recording, broadcasting or otherwise now known or herein after developed without the previous express consent by the copyright owner, except for reproduction in daily press and regular printed publications on sale to the public within 60 days of the event related to those data/results and always provided that copyright symbol appears together as follows below.

© DORNA WSBK ORGANIZATION Srl 2023



Magny-Cours 4.411 m

Pirelli French Round, 8-10 September 2023

Chronological Analysis Race 1

Start at 15:15/27.732

4 / 6

Lap	Seg1	Seg2	Seg3	Seg4	Lap Time	km/h	Local Time
3	31.293	22.896	23.346	26.446	1'43.981	259,0	15:20'45.983
4	31.231	22.782	23.429	26.353	1'43.795	257,8	15:22'29.778
5	31.186	22.690	23.355	26.414	1'43.645	260,2	15:24'13.423
6	31.024	22.715	23.316	26.407	1'43.462	260,2	15:25'56.885
7	31.104	22.525	23.264	26.380	1'43.273	257,8	15:27'40.158
8	31.144	22.964	23.268	26.460	1'43.836	260,9	15:29'23.994
9	31.144	22.777	23.140	26.323	1'43.384	260,9	15:31'07.378
10	31.203	22.629	23.180	26.497	1'43.509	259,6	15:32'50.887
11	31.048	22.841	23.376	26.283	1'43.548	258,4	15:34'34.435
12	31.153	22.728	23.258	26.309	1'43.448	260,9	15:36'17.883
13	31.087	22.961	23.255	26.336	1'43.639	259,6	15:38'01.522
14	31.188	22.687	23.144	26.360	1'43.379	256,5	15:39'44.901
15	31.195	22.655	23.485	26.367	1'43.702	254,1	15:41'28.603
16	31.458	22.747	23.406	26.488	1'44.099	252,9	15:43'12.702
17	31.575	22.916	23.445	26.564	1'44.500	255,3	15:44'57.202
18	31.617	22.853	23.492	26.582	1'44.544	254,1	15:46'41.746
19	31.431	22.839	23.367	26.548	1'44.185	252,9	15:48'25.931

Race Time 32'58.199

19° 7 A. NORRODIN [1'43.237]							
Lap	Seg1	Seg2	Seg3	Seg4	Lap Time	km/h	Local Time
1		24.147	23.851	26.675	1'48.416	238,4	15:17'16.148
2	31.358	23.313	23.514	26.467	1'44.652	251,2	15:19'00.800
3	31.318	23.471	23.835	26.737	1'45.361	255,3	15:20'46.161
4	31.325	22.862	23.337	26.269	1'43.793	254,1	15:22'29.954
5	31.136	22.909	23.324	26.387	1'43.756	257,1	15:24'13.710
6	31.344	22.807	23.253	26.300	1'43.704	252,9	15:25'57.414
7	31.374	22.664	23.236	26.271	1'43.545	254,1	15:27'40.959
8	31.273	22.719	23.361	26.148	1'43.501	254,7	15:29'24.460
9	31.280	22.807	23.274	26.261	1'43.622	256,5	15:31'08.082
10	31.163	22.612	23.288	26.174	1'43.237	258,4	15:32'51.319
11	31.368	22.803	23.225	26.182	1'43.578	255,3	15:34'34.897
12	31.256	22.727	23.257	26.309	1'43.549	255,3	15:36'18.446
13	31.399	22.767	23.649	26.363	1'44.178	252,9	15:38'02.624
14	31.354	22.697	23.164	26.100	1'43.315	259,6	15:39'45.939
15	31.267	22.649	23.256	26.181	1'43.353	252,3	15:41'29.292
16	31.433	22.692	23.325	26.334	1'43.784	250,0	15:43'13.076
17	31.454	23.144	23.523	26.636	1'44.757	251,7	15:44'57.833
18	31.836	22.660	23.350	26.354	1'44.200	250,0	15:46'42.033
19	31.481	22.697	23.303	26.581	1'44.062	251,2	15:48'26.095

Race Time 32'58.363

20° 47 A. KOFLER [1'43.269]							
Lap	Seg1	Seg2	Seg3	Seg4	Lap Time	km/h	Local Time
1		23.884	23.852	26.967	1'48.203	244,9	15:17'15.935
2	31.314	23.085	23.248	26.736	1'44.383	245,5	15:19'00.318
3	31.400	23.291	23.593	26.383	1'44.667	255,9	15:20'44.985
4	31.289	23.028	23.504	26.346	1'44.167	257,1	15:22'29.152
5	31.346	22.899	23.389	26.253	1'43.887	256,5	15:24'13.039
6	31.195	23.085	23.421	26.316	1'44.017	259,6	15:25'57.056
7	31.168	22.674	23.253	26.357	1'43.452	257,8	15:27'40.508
8	31.029	22.953	23.336	26.364	1'43.682	259,6	15:29'24.190
9	31.125	22.764	23.278	26.528	1'43.695	255,3	15:31'07.885
10	31.164	22.535	23.321	26.249	1'43.269	262,1	15:32'51.154
11	31.099	22.793	23.324	26.298	1'43.514	260,2	15:34'34.668
12	30.978	22.943	23.207	26.352	1'43.480	257,8	15:36'18.148
13	30.984	23.124	23.386	26.274	1'43.768	254,1	15:38'01.916
14	31.098	22.720	23.358	26.284	1'43.460	260,2	15:39'45.376
15	30.973	22.877	23.264	26.327	1'43.441	254,1	15:41'28.817
16	31.318	22.917	23.362	26.506	1'44.103	250,6	15:43'12.920
17	31.401	23.124	23.387	26.803	1'44.715	255,9	15:44'57.635
18	32.370	22.711	23.346	26.461	1'44.888	256,5	15:46'42.523
19	31.186	22.760	23.397	26.533	1'43.876	259,0	15:48'26.399

Race Time 32'58.667

21° 71 T. EDWARDS [1'42.966]							
Lap	Seg1	Seg2	Seg3	Seg4	Lap Time	km/h	Local Time
1		25.262	24.008	27.185	1'49.540	244,9	15:17'17.272
2	31.214	23.118	23.382	26.309	1'44.023	242,2	15:19'01.295
3	30.908	23.081	23.596	26.368	1'43.953	260,2	15:20'45.248
4	31.059	22.760	23.031	26.116	1'42.966	257,1	15:22'28.214
5	31.029	23.127	23.279	26.233	1'43.668	252,9	15:24'11.882
6	31.218	22.713	23.288	26.389	1'43.608	255,9	15:25'55.490
7	31.266	22.902	23.420	26.454	1'44.042	251,7	15:27'39.532
8	31.081	23.146	23.160	26.342	1'43.729	259,0	15:29'23.261
9	30.934	22.726	23.228	26.144	1'43.032	255,3	15:31'06.293
10	31.065	22.804	23.292	26.588	1'43.749	254,1	15:32'50.042
11	31.160	23.192	23.114	26.128	1'43.594	253,5	15:34'33.636
12	31.161	22.623	23.213	26.218	1'43.215	253,5	15:36'16.851
13	31.074	22.827	23.187	26.414	1'43.502	253,5	15:38'00.353
14	31.148	23.197	23.171	26.396	1'43.912	252,9	15:39'44.265
15	31.128	22.924	27.007	26.982	1'48.041	252,9	15:41'32.306
16	31.898	22.843	23.371	26.352	1'44.464	255,3	15:43'16.770
17	31.312	22.872	23.297	26.069	1'43.550	254,7	15:45'00.320
18	31.283	22.693	22.929	26.237	1'43.142	255,9	15:46'43.462
19	31.076	22.844	23.252	26.671	1'43.843	256,5	15:48'27.305

Race Time 32'59.573

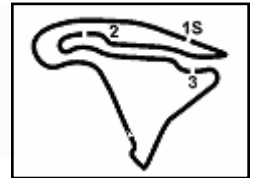
22° 50 O. VOSTATEK [1'43.200]							
Lap	Seg1	Seg2	Seg3	Seg4	Lap Time	km/h	Local Time
1		25.080	24.131	27.524	1'50.452	244,9	15:17'18.184
2	31.416	23.240	23.514	26.975	1'45.145	227,4	15:19'03.329
3	31.359	23.532	23.775	26.319	1'44.985	246,6	15:20'48.314
4	31.507	22.574	23.113	26.142	1'43.336	248,8	15:22'31.650
5	31.365	22.930	23.270	26.164	1'43.729	255,3	15:24'15.379
6	31.325	22.652	23.184	26.228	1'43.389	255,3	15:25'58.768
7	31.293	22.473	23.200	26.234	1'43.200	257,1	15:27'41.968
8	31.376	22.668	23.038	26.135	1'43.217	257,8	15:29'25.185
9	31.343	22.708	23.267	26.098	1'43.416	257,8	15:31'08.601
10	31.281	22.611	23.308	26.118	1'43.318	259,0	15:32'51.919
11	31.131	22.892	23.228	26.245	1'43.496	255,9	15:34'35.415
12	31.135	22.686	28.314	26.274	1'48.409	259,6	15:36'23.824
13	31.318	22.827	23.321	26.277	1'43.743	248,3	15:38'07.567
14	31.292	22.718	23.197	26.081	1'43.288	253,5	15:39'50.855
15	31.366	22.627	23.444	26.093	1'43.530	253,5	15:41'34.385
16	31.487	22.608	23.150	26.164	1'43.409	253,5	15:43'17.794
17	31.299	22.592	23.252	26.885	1'44.028	254,1	15:45'01.822
18	31.561	22.782	23.501	26.696	1'44.540	253,5	15:46'46.362
19	31.322	23.072	23.070	26.141	1'43.605	254,1	15:48'29.967

Race Time 33'02.235

23° 51 A. SARMOON [1'43.064]							
Lap	Seg1	Seg2	Seg3	Seg4	Lap Time	km/h	Local Time
1		25.123	23.750	27.268	1'49.436	236,3	15:17'17.168
2	31.211	23.022	23.362	26.294	1'43.889	258,4	15:19'01.057
3	31.192	23.516	23.553	26.316	1'44.577	250,0	15:20'45.634
4	31.184	22.708	23.466	26.331	1'43.689	256,5	15:22'29.323
5	31.213	22.595	23.132	26.124	1'43.064	260,9	15:24'12.387
6	31.281	22.782	23.221	26.113	1'43.397	255,3	15:25'55.784
7	31.213	22.964	23.384	26.391	1'43.952	252,9	15:27'39.736
8	31.196	23.115	23.353	26.182	1'43.846	257,8	15:29'23.582
9	31.223	22.751	23.110	26.163	1'43.247	255,9	15:31'06.829
10	31.256	22.581	23.187	26.388	1'43.412	256,5	15:32'50.241
11	31.365	22.862	23.336	26.153	1'43.716	257,1	15:34'33.957
12	31.277	22.701	23.169	26.236	1'43.383	256,5	15:36'17.340
13	31.470	23.319	23.857	26.510	1'45.156	248,8	15:38'02.496
14	31.404	23.327	23.570	26.600	1'44.901	255,3	15:39'47.397
15	31.523	22.635	23.555	26.928	1'44.641	251,2	15:41'32.038
16	32.036	23.146	23.419	26.488	1'45.089	247,1	15:43'17.127
17	31.390	22.857	23.485	26.597	1'44.329	254,7	15:45'01.456

09/09/2023 P = Pits In/Out - C = Lap Time Cancelled

These data/results cannot be reproduced, stored and/or transmitted in whole or in part by any manner of electronic, mechanical, photocopying, recording, broadcasting or otherwise now known or herein after developed without the previous express consent by the copyright



Pirelli French Round, 8-10 September 2023
Chronological Analysis Race 1

Start at 15:15/27.732

5 / 6

18	31.700	22.827	23.611	26.438	1'44.576	251,7	15:46'46.032
19	31.628	23.203	23.375	26.414	1'44.620	251,2	15:48'30.652
Race Time 33'02.920							

15	31.688	22.894	23.666	26.497	1'44.745	251,7	15:41'44.522
16	31.952	22.858	23.809	26.466	1'45.085	248,8	15:43'29.607
17	31.974	22.850	23.736	26.716	1'45.276	250,0	15:45'14.883
18	32.055	22.902	23.620	26.630	1'45.207	251,7	15:47'00.090
19	31.806	22.914	23.845	26.758	1'45.323	250,0	15:48'45.413
Race Time 33'17.681							

24° 95 T. MACKENZIE [1'43.521]							
Lap	Seg1	Seg2	Seg3	Seg4	Lap Time	km/h	Local Time
1		24.857	24.054	27.472	1'50.959	232,8	15:17'18.691
2	31.707	23.277	23.414	26.536	1'44.934	247,7	15:19'03.625
3	31.444	23.592	23.680	26.684	1'45.400	250,6	15:20'49.025
4	31.531	23.008	23.292	26.192	1'44.023	254,7	15:22'33.048
5	31.692	22.668	23.249	26.259	1'43.868	251,2	15:24'16.916
6	31.571	22.722	23.449	26.145	1'43.887	254,1	15:26'00.803
7	31.695	22.734	23.376	26.281	1'44.086	249,4	15:27'44.889
8	31.725	22.677	23.238	26.071	1'43.711	249,4	15:29'28.600
9	31.653	22.609	23.264	26.109	1'43.635	250,6	15:31'12.235
10	31.646	22.691	23.076	26.219	1'43.632	250,6	15:32'55.867
11	31.613	22.712	23.117	26.219	1'43.661	250,6	15:34'39.528
12	31.613	22.731	23.271	26.115	1'43.730	250,6	15:36'23.258
13	31.667	22.832	23.307	26.093	1'43.899	248,3	15:38'07.157
14	31.771	23.043	23.146	26.173	1'44.133	246,6	15:39'51.290
15	31.463	22.673	23.262	26.123	1'43.521	250,6	15:41'34.811
16	31.688	22.634	23.116	26.108	1'43.546	250,0	15:43'18.357
17	31.670	22.576	23.138	26.208	1'43.592	251,2	15:45'01.949
18	31.759	22.946	23.345	26.528	1'44.578	250,0	15:46'46.527
19	31.294	23.331	23.307	26.378	1'44.310	247,7	15:48'30.837
Race Time 33'03.105							

27° 27 A. DIAZ [1'44.325]							
Lap	Seg1	Seg2	Seg3	Seg4	Lap Time	km/h	Local Time
1		24.548	23.826	27.503	1'49.990	235,3	15:17'17.722
2	31.626	23.125	23.470	27.023	1'45.244	247,7	15:19'02.966
3	31.575	23.598	23.732	27.014	1'45.919	251,7	15:20'48.885
4	31.627	23.919	23.520	26.778	1'45.844	252,3	15:22'34.729
5	31.544	23.075	23.306	26.754	1'44.679	253,5	15:24'19.408
6	31.479	23.526	23.590	26.968	1'45.563	246,0	15:26'04.971
7	31.669	23.002	23.332	26.916	1'44.919	253,5	15:27'49.890
8	31.448	23.127	23.234	26.516	1'44.325	252,3	15:29'34.215
9	31.660	23.059	23.165	26.529	1'44.413	250,6	15:31'18.628
10	31.665	23.044	23.258	26.686	1'44.653	251,7	15:33'03.281
11	31.638	23.147	23.163	27.495	1'45.443	246,6	15:34'48.724
12	31.625	23.198	23.102	26.710	1'44.635	248,8	15:36'33.359
13	31.588	23.172	23.358	26.793	1'44.911	249,4	15:38'18.270
14	31.572	23.222	23.345	26.705	1'44.844	243,8	15:40'03.114
15	31.695	23.204	23.425	26.628	1'44.952	246,6	15:41'48.066
16	31.848	23.176	23.421	26.784	1'45.229	244,9	15:43'33.295
17	31.731	23.088	23.409	26.686	1'44.914	246,6	15:45'18.209
18	31.653	22.956	23.319	26.885	1'44.813	248,8	15:47'03.022
19	31.727	23.470	23.297	26.641	1'45.135	247,1	15:48'48.157
Race Time 33'20.425							

25° 22 F. FULIGNI [1'43.231]							
Lap	Seg1	Seg2	Seg3	Seg4	Lap Time	km/h	Local Time
1		24.615	24.563	27.638	1'50.820	233,8	15:17'18.552
2	31.451	23.746	23.673	26.568	1'45.438	243,8	15:19'03.990
3	31.308	23.595	23.653	26.875	1'45.431	248,8	15:20'49.421
4	31.319	23.442	23.960	26.850	1'45.571	254,1	15:22'34.992
5	31.361	23.133	23.349	26.775	1'44.618	250,0	15:24'19.610
6	31.349	23.042	23.405	26.498	1'44.294	251,2	15:26'03.904
7	31.643	23.031	23.170	26.624	1'44.468	246,0	15:27'48.372
8	31.326	22.682	23.397	26.593	1'43.998	255,3	15:29'32.370
9	31.369	22.543	23.602	26.424	1'43.938	254,7	15:31'16.308
10	31.679	22.533	23.571	26.890	1'44.673	255,3	15:33'00.981
11	31.505	22.935	23.564	27.073	1'45.077	260,2	15:34'46.058
12	31.460	22.975	23.689	27.104	1'45.228	250,0	15:36'31.286
13	31.634	22.636	23.188	26.333	1'43.791	257,8	15:38'15.077
14	31.308	22.567	23.350	26.266	1'43.491	251,7	15:39'58.568
15	31.283	22.538	23.238	26.172	1'43.231	251,7	15:41'41.799
16	31.411	22.549	23.298	26.346	1'43.604	250,6	15:43'25.403
17	31.472	22.496	23.263	26.392	1'43.623	251,7	15:45'09.026
18	31.719	23.231	23.601	26.909	1'45.460	251,2	15:46'54.486
19	31.542	22.594	23.454	26.455	1'44.045	251,2	15:48'38.531
Race Time 33'10.799							

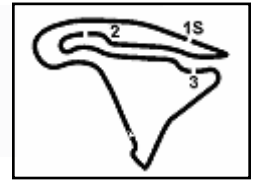
28° 68 L. POWER [1'44.233]							
Lap	Seg1	Seg2	Seg3	Seg4	Lap Time	km/h	Local Time
1		24.408	23.530	27.323	1'49.159	245,5	15:17'16.891
2	31.253	22.952	23.797	45.715	2'03.717	254,7	15:19'20.608
3	31.567	23.216	23.733	26.335	1'44.851	248,3	15:21'05.459
4	31.531	23.002	23.600	26.313	1'44.446	247,1	15:22'49.905
5	31.582	23.075	23.818	26.368	1'44.843	248,3	15:24'34.748
6	31.558	23.000	23.568	26.582	1'44.708	248,8	15:26'19.456
7	31.590	23.392	23.713	26.620	1'45.315	245,5	15:28'04.771
8	31.561	22.908	23.650	26.556	1'44.675	249,4	15:29'49.446
9	31.618	22.969	23.654	26.558	1'44.799	248,8	15:31'34.245
10	31.552	23.056	23.515	26.418	1'44.541	250,0	15:33'18.786
11	31.437	22.974	23.595	26.302	1'44.308	249,4	15:35'03.094
12	31.452	23.058	23.720	26.363	1'44.593	250,0	15:36'47.687
13	31.433	22.914	23.650	26.395	1'44.392	247,7	15:38'32.079
14	31.378	22.982	23.700	26.216	1'44.276	248,3	15:40'16.355
15	31.447	23.097	23.802	26.247	1'44.593	247,7	15:42'00.948
16	31.485	22.872	23.762	26.317	1'44.436	246,6	15:43'45.384
17	31.581	22.869	23.689	26.202	1'44.341	248,8	15:45'29.725
18	31.429	22.933	23.566	26.305	1'44.233	250,0	15:47'13.958
19	31.485	23.149	23.555	26.520	1'44.709	248,3	15:48'58.667
Race Time 33'30.935							

26° 73 M. KOFLER [1'43.848]							
Lap	Seg1	Seg2	Seg3	Seg4	Lap Time	km/h	Local Time
1		24.926	24.213	26.983	1'50.274	227,4	15:17'18.006
2	31.476	23.236	23.559	26.946	1'45.217	238,4	15:19'03.223
3	31.382	23.388	23.689	26.518	1'44.977	254,7	15:20'48.200
4	31.627	23.067	23.332	26.259	1'44.285	250,6	15:22'32.485
5	31.391	22.994	23.285	26.476	1'44.146	253,5	15:24'16.631
6	31.445	22.811	23.695	26.741	1'44.692	252,9	15:26'01.323
7	31.455	22.799	23.482	26.297	1'44.033	252,9	15:27'45.356
8	31.433	22.850	23.418	26.306	1'44.007	253,5	15:29'29.363
9	31.399	24.226	24.000	26.526	1'46.151	256,5	15:31'15.514
10	31.546	22.886	24.006	26.671	1'45.109	254,7	15:33'00.623
11	31.804	22.859	23.589	26.876	1'45.128	252,9	15:34'45.751
12	31.741	22.872	23.698	27.033	1'45.344	252,3	15:36'31.095
13	31.779	23.068	23.454	26.533	1'44.834	250,0	15:38'15.929
14	31.334	22.799	23.312	26.403	1'43.848	252,9	15:39'59.777

RET 96 M. GREGORIO [1'44.784]							
Lap	Seg1	Seg2	Seg3	Seg4	Lap Time	km/h	Local Time
1		24.481	24.179	27.212	1'50.551	242,2	15:17'18.283
2	31.530	23.699	23.410	26.590	1'45.229	246,6	15:19'03.512
3	31.394	23.447	23.967	26.871	1'45.679	251,7	15:20'49.191
4	31.577	23.145	23.645	26.545	1'44.912	251,7	15:22'34.103
5	31.942	22.876	23.410	26.556	1'44.784	244,9	15:24'18.887
6	31.983	22.873	23.805	27.256	1'45.917	245,5	15:26'04.804
7	31.942	23.170	23.461	26.901	1'45.474	247,7	15:27'50.278
8	31.789	23.144	23.555	26.869	1'45.357	246,6	15:29'35.635
9	32.030	22.965	23.566	27.000	1'45.561	244,9	15:31'21.196
10	32.372	22.934	23.721	27.017	1'46.044	244,3	15:33'07.240
11	32.259	23.148	23.757	27.108	1'46.272	242,2	15:34'53.512

09/09/2023 P = Pits In/Out - C = Lap Time Cancelled

These data/results cannot be reproduced, stored and/or transmitted in whole or in part by any manner of electronic, mechanical, photocopying, recording, broadcasting or otherwise now known or herein after developed without the previous express consent by the copyright owner, except for reproduction in daily press and regular printed publications on sale to the public within 60 days of the event related to those data/results and always provided that copyright symbol appears together as follows below.



Pirelli French Round, 8-10 September 2023
Chronological Analysis Race 1

Start at 15:15'27.732

12 32.144 23.142 23.678 26.885 1'45.849 241,1 15:36'39.361
Race Time 21'11.629

RET 28 G. VAN STRAALEN [1'42.697]							
Lap	Seg.1	Seg.2	Seg.3	Seg.4	Lap Time	km/h	Local Time
1		23.294	23.049	26.024	1'44.996	244,3	15:17'12.728
2	30.974	22.621	22.893	26.849	1'43.337	255,3	15:18'56.065
3	31.093	22.749	22.984	26.244	1'43.070	256,5	15:20'39.135
4	31.063	22.612	23.007	26.015	1'42.697	254,1	15:22'21.832
5	31.179	22.699	22.978	25.979	1'42.835	252,9	15:24'04.667
6	31.263	22.511	22.984	26.005	1'42.763	252,9	15:25'47.430
7	31.164	22.588	23.056	26.109	1'42.917	251,7	15:27'30.347
8	31.434	22.710	22.969	26.136	1'43.249	248,3	15:29'13.596
Race Time 13'45.864							

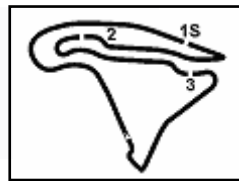
RET 9 J. NAVARRO [1'42.285]							
Lap	Seg.1	Seg.2	Seg.3	Seg.4	Lap Time	km/h	Local Time
1		23.068	23.002	25.766	1'44.359	243,2	15:17'12.091
2	31.031	22.497	22.896	25.861	1'42.285	254,7	15:18'54.376
Race Time 3'26.644							

09/09/2023

P = Pits In/Dut - C = Lap Time Cancelled

These data/results cannot be reproduced, stored and/or transmitted in whole or in part by any manner of electronic, mechanical, photocopying, recording, broadcasting or otherwise now known or herein after developed without the previous express consent by the copyright owner, except for reproduction in daily press and regular printed publications on sale to the public within 60 days of the event related to those data/results and always provided that copyright symbol appears together as follows below.

© DORNA WSBK ORGANIZATION Srl 2023



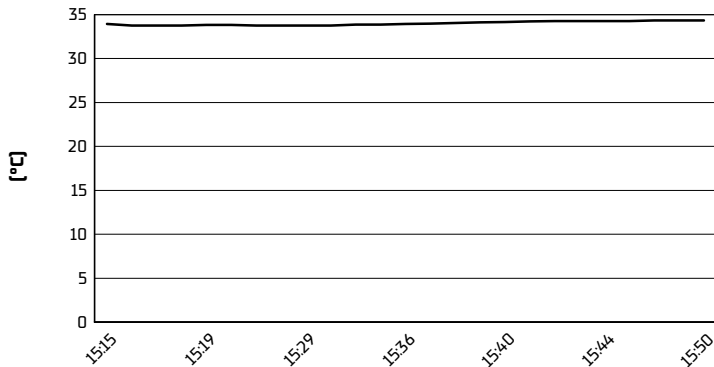
Magny-Cours 4.411 m

Pirelli French Round, 8-10 September 2023

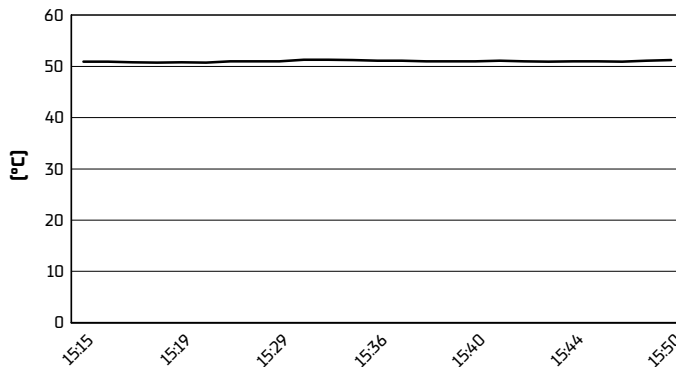
Weather Report Race 1

Session started 15:16 - Session ended 15:50

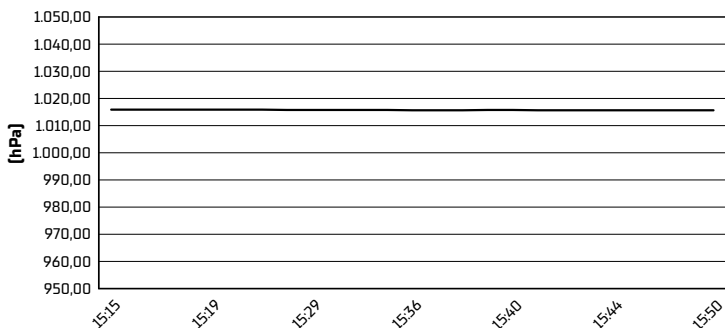
Air Temperature



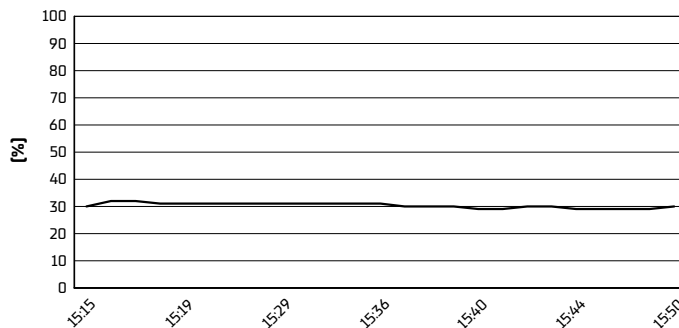
Track Temperature



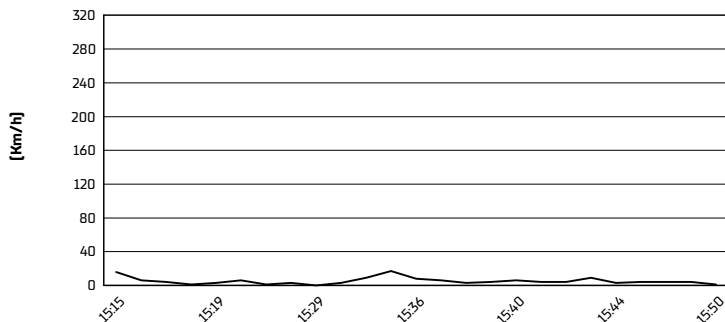
Air Pressure



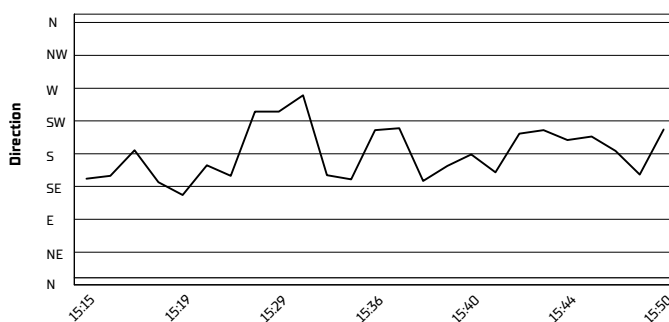
Humidity



Wind Speed



Wind Direction

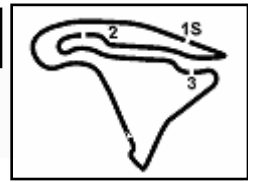


09/09/2023

These data/results cannot be reproduced, stored and/or transmitted in whole or in part by any manner of electronic, mechanical, photocopying, recording, broadcasting or otherwise now known or herein after developed without the previous express consent by the copyright owner, except for reproduction in daily press and regular printed publications on sale to the public within 60 days of the event related to those data/results and always provided that copyright symbol appears together as follows below.

© DORNA WSBK ORGANIZATION Srl 2023





Magny-Cours 4.411 m

Pirelli French Round, 8-10 September 2023
Manufacturers Standings

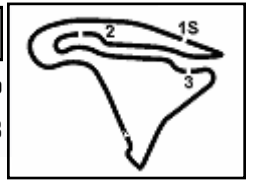
Points	Points From First	Points From Previous	February 26 PHILIP ISLAND		March 5 MANDALIKA		April 23 ASSEN		May 7 BARCELONA		June 4 MISANO		July 2 DONINGTON PARK		July 16 IMOLA		July 30 MOST		September 10 MAGNY-COURS		September 24 ARAGON		October 1 PORTIMAO		October 29 JEREZ		
			1	2	1	2	1	2	1	2	1	2	1	2	1	2	1	2	1	2	1	2	1	2	1	2	1
1	370		25	25	20	25	25	25	25	10	25	20	25	25	16	20	25	9	25								
			1	1	1	1	1	1	1	1	1	1	1	1	1	1	1	1	1								
2	311	59	20	20	10	20	16	20	13	16	20	25	20	20	11	25	25	20	20								
			2	2	3	2	2	2	2	2	2	2	2	2	2	2	2	2	2								
3	242	128	69	9	13	13	11	20	13	20	25	13	16	8	8	20	8	16	20	9							
				6	4	5	4	4	4	3	3	3	3	3	3	3	3	3	3	3							
4	193	177	49	16	16	25	13	9	8	4	4	6	11	10	13	8	13	11	13	13							
				3	3	2	2	3	3	4	4	4	4	4	4	4	4	4	4	4							
5	120	250	73	13	7	16	10	4	11	6	8	7	6	1	4			9	7	11							
				4	5	4	4	5	5	5	5	5	5	5	5	5	5	5	5	5							
6	42	328	78	11	1	2	3											25									
				5	6	6	6	6	6	6	6	6	6	6	6	6	6	6	6	6							
7	1	369	41											1													
														7	7	7	7	7	7	7							

09/09/2023 First Line: Championship Standings - Second Line: Ranking Progression

These data/results cannot be reproduced, stored and/or transmitted in whole or in part by any manner of electronic, mechanical, photocopying, recording, broadcasting or otherwise now known or herein after developed without the previous express consent by the copyright owner, except for reproduction in daily press and regular printed publications on sale to the public within 60 days of the event related to those data/results and always provided that copyright symbol appears together as follows below.

© DORNA WSBK ORGANIZATION Srl 2023





Magny-Cours 4.411 m

Pirelli French Round, 8-10 September 2023
Best Lap & Speed

1 / 2

No.	Rider Bike	Nat	Best Lap		FP1		FP2		SP		RC1	
			LL	SPD	LL	SPD	LL	SPD	LL	SPD	LL	SPD
1	11 N. BULEGA Ducati Panigale V2	ITA	1'40.074 61 262,7		1'41.581 18 262,7		1'41.114 17 261,5		1'40.074 7 261,5		1'41.026 19 258,3	
2	94 V. DEBISE Yamaha YZF R6	FRA	1'40.248 61 259,6		1'41.083 18 259,6		1'41.178 15 256,5		1'40.248 9 259,6		1'40.928 19 258,3	
3	3 R. DE ROSA Ducati Panigale V2	ITA	1'40.366 64 260,8		1'41.754 20 260,2		1'41.499 17 258,9		1'40.366 8 259,6		1'42.143 19 260,8	
4	62 S. MANZI Yamaha YZF R6	ITA	1'40.398 68 260,2		1'42.183 20 260,2		1'41.385 19 257,7		1'40.398 10 258,9		1'41.027 19 258,3	
5	55 Y. MONTELLA Ducati Panigale V2	ITA	1'40.532 61 262,1		1'42.054 15 261,5		1'41.465 19 258,3		1'40.532 8 262,1		1'41.475 19 258,9	
6	99 A. HUERTAS Kawasaki ZX-6R	ESP	1'40.640 57 264,0		1'41.136 18 262,1		1'41.546 12 263,4		1'40.640 8 262,7		1'41.336 19 264,0	
7	66 N. TUULI Triumph Street Triple RS 765	FIN	1'40.702 66 264,7		1'41.734 19 264,7		1'41.593 19 258,3		1'40.702 9 262,1		1'41.276 19 264,0	
8	23 M. SCHROETTER MV Agusta F3 800 RR	GER	1'40.791 67 260,8		1'42.457 19 258,9		1'41.777 19 260,2		1'40.791 10 260,8		1'41.602 19 260,2	
9	48 L. DALLA PORTA Yamaha YZF R6	ITA	1'40.804 72 262,1		1'41.914 23 262,1		1'41.856 21 261,5		1'40.804 9 261,5		1'41.937 19 260,8	
10	25 A. VERDOIA Yamaha YZF R6	FRA	1'40.808 67 262,1		1'41.626 19 261,5		1'41.813 19 256,5		1'40.808 10 260,8		1'42.002 19 262,1	
11	64 F. CARICASULO Ducati Panigale V2	ITA	1'40.875 68 261,5		1'41.872 22 260,8		1'41.595 20 260,8		1'40.875 7 261,5		1'41.684 19 261,5	
12	9 J. NAVARRO Yamaha YZF R6	ESP	1'40.944 46 261,5		1'41.934 20 261,5		1'41.544 14 257,7		1'40.944 10 260,2		1'42.285 2 256,5	
13	43 S. JESPERSEN Yamaha YZF R6	DEN	1'41.072 66 260,2		1'41.763 19 258,9		1'42.214 17 257,7		1'41.072 11 260,2		1'42.359 19 258,3	
14	86 J. GIMBERT Yamaha YZF R6	FRA	1'41.079 59 262,7		1'42.090 17 262,7		1'42.249 14 262,1		1'41.079 9 260,2		1'42.414 19 258,3	
15	28 G. VAN STRAALLEN Yamaha YZF R6	NED	1'41.082 36 259,6		1'42.030 9 259,6		1'43.198 8 251,7		1'41.082 11 258,9		1'42.697 8 256,5	
16	69 T. BOOTH-AMOS Kawasaki ZX-6R	GBR	1'41.208 69 258,9		1'42.082 21 258,3		1'42.305 19 258,9		1'41.208 10 257,1		1'42.324 19 257,1	
17	54 B. SOFUOGLU MV Agusta F3 800 RR	TUR	1'41.216 70 261,5		1'42.513 18 260,2		1'41.983 22 258,9		1'41.216 11 260,8		1'42.039 19 261,5	
18	17 J. MCPHEE Kawasaki ZX-6R	GBR	1'41.510 60 260,2		1'43.133 18 258,9		1'42.698 15 260,2		1'41.510 8 258,9		1'42.702 19 258,3	
19	71 T. EDWARDS Yamaha YZF R6	AUS	1'41.605 62 260,2		1'44.039 12 259,6		1'42.621 20 259,6		1'41.605 11 256,5		1'42.966 19 260,2	
20	50 O. VOSTATEK Triumph Street Triple RS 765	CZE	1'41.651 65 262,1		1'42.490 18 262,1		1'43.064 19 257,7		1'41.651 9 258,9		1'43.200 19 259,6	
21	61 C. ONCU Kawasaki ZX-6R	TUR	1'41.860 63 261,5		1'42.811 18 257,1		1'43.631 17 257,7		1'41.860 9 261,5		1'43.150 19 256,5	
22	51 A. SARMOON Yamaha YZF R6	THA	1'42.023 69 260,8		1'44.046 20 260,2		1'43.182 20 257,1		1'42.023 10 259,6		1'43.064 19 260,8	
23	22 F. FULIGNI Ducati Panigale V2	ITA	1'42.261 63 260,2		1'43.795 16 257,7		1'42.957 17 256,5		1'42.261 11 260,2		1'43.231 19 260,2	
24	47 A. KOFLER Ducati Panigale V2	AUT	1'42.346 65 262,1		1'43.749 23 258,9		1'43.459 17 258,3		1'42.346 6 260,2		1'43.269 19 262,1	
25	68 L. POWER Kawasaki ZX-6R	AUS	1'42.538 68 255,9		1'44.298 18 255,9		1'43.085 20 255,9		1'42.538 11 255,9		1'44.233 19 254,7	

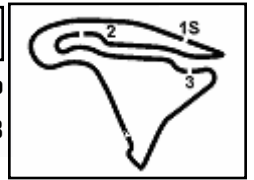
09/09/2023

These data/results cannot be reproduced, stored and/or transmitted in whole or in part by any manner of electronic, mechanical, photocopying, recording, broadcasting or otherwise now known or herein after developed without the previous express consent by the copyright owner, except for reproduction in daily press and regular printed publications on sale to the public within 60 days of the event related to those data/results and always provided that copyright symbol appears together as follows below.

© DORNA WSBK ORGANIZATION Srl 2023

FICR PERUGIA TIMING





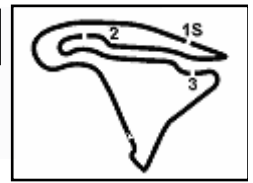
Pirelli French Round, 8-10 September 2023
Best Lap & Speed

No.	Rider	Nat	Best Lap		FP1		FP2		SP		RC1							
			LL	SPD	LL	SPD	LL	SPD	LL	SPD	LL	SPD						
26	7 A. NORRODIN Honda CBR600RR	MAS	1'42.610 64 259,6		1'44.443 18 254,1		1'44.053 17 252,9		1'42.610 10 257,7		1'43.237 19 259,6							
27	27 A. DIAZ Yamaha YZF R6	ESP	1'42.816 62 254,7		1'44.182 17 254,7		1'43.427 15 252,9		1'42.816 11 254,7		1'44.325 19 253,5							
28	96 M. GREGORIO Yamaha YZF R6	FRA	1'42.872 57 255,9		1'43.587 18 255,9		1'43.335 18 251,7		1'42.872 9 254,1		1'44.784 12 251,7							
29	16 Y. OKAYA Kawasaki ZX-6R	JPN	1'42.919 54 260,8		1'43.993 22 257,7		1'44.869 2 256,5		1'42.919 11 257,1		1'43.273 19 260,8							
30	95 T. MACKENZIE Honda CBR600RR	GBR	1'43.040 55 257,7		1'44.069 16 257,7		1'43.040 15 254,1		1'43.623 5 254,1		1'43.521 19 254,7							
31	73 M. KOFLER Ducati Panigale V2	AUT	1'43.235 62 259,6		1'44.018 21 259,6		1'43.235 18 258,9		1'43.436 4 255,9		1'43.848 19 256,5							
32	98 M. ABE Yamaha YZF R6	JPN	1'45.224 30 255,3		1'46.379 19 254,7		1'46.752 1 255,3		1'45.224 10 255,3									

09/09/2023

These data/results cannot be reproduced, stored and/or transmitted in whole or in part by any manner of electronic, mechanical, photocopying, recording, broadcasting or otherwise now known or herein after developed without the previous express consent by the copyright owner, except for reproduction in daily press and regular printed publications on sale to the public within 60 days of the event related to those data/results and always provided that copyright symbol appears together as follows below.

© DORNA WSBK ORGANIZATION Srl 2023



Magny-Cours 4.411 m

Pirelli French Round, 8-10 September 2023
Pirelli Best Lap Award

	Points	Points From First	Points From Previous	February 26 PHILIP ISLAND	March 5 MANDALIKA	April 23 ASSEN	May 7 BARCELONA	June 4 MISANO	July 2 DONINGTON PARK	July 16 IMOLA	July 30 MOST	September 10 MAGNY-COURS	September 24 ARAGON	October 1 PORTIMAO	October 29 JEREZ			
1 BULEGA Nicolo (ITA)	8			1		1 1	1		1 1		1 1							
2 MANZI Stefano (ITA)	4	4		1	1					1 1								
3 CARICASULO Federico (ITA)	2	6	2					1 1										
4 DEBISE Valentin (FRA)	1	7	1									1						
5 SOFUOGLU Bahattin (TUR)	1	7	0				1											
6 ONCU Can (TUR)	1	7	0		1													

09/09/2023

First Line: Championship Standings - Second Line: Ranking Progression

These data/results cannot be reproduced, stored and/or transmitted in whole or in part by any manner of electronic, mechanical, photocopying, recording, broadcasting or otherwise now known or herein after developed without the previous express consent by the copyright owner, except for reproduction in daily press and regular printed publications on sale to the public within 60 days of the event related to those data/results and always provided that copyright symbol appears together as follows below.

© DORNA WSBK ORGANIZATION Srl 2023