

Pirelli French Round, 8-10 September 2023

Chronological Analysis Race 1

Start at 15:15/27:732

1 / 6

1° 11 N. BULEGA [1'41.026]							
Lap	Seg1	Seg2	Seg3	Seg4	Lap Time	km/h	Local Time
1		22.258	22.805	25.616	1'41.145	255,3	15:17'08.877
2	30.891	22.050	22.819	25.728	1'41.488	256,5	15:18'50.365
3	30.745	22.124	22.730	25.690	1'41.289	257,1	15:20'31.654
4	30.706	22.058	22.793	25.590	1'41.147	256,5	15:22'12.801
5	30.987	22.214	22.888	25.758	1'41.847	255,3	15:23'54.648
6	30.871	22.173	22.851	25.749	1'41.644	257,1	15:25'36.292
7	30.775	22.115	22.751	25.669	1'41.310	257,8	15:27'17.602
8	30.734	22.252	22.717	25.656	1'41.359	258,4	15:28'58.961
9	30.787	22.246	22.813	25.637	1'41.483	257,8	15:30'04.444
10	30.691	22.070	22.810	25.744	1'41.315	258,4	15:32'21.759
11	30.816	22.112	22.781	25.572	1'41.281	257,8	15:34'03.040
12	30.773	22.028	22.739	25.603	1'41.143	257,8	15:35'44.183
13	30.799	22.015	22.964	25.661	1'41.439	257,8	15:37'25.622
14	30.686	22.043	22.676	25.621	1'41.026	257,8	15:39'06.648
15	30.709	22.054	22.656	25.680	1'41.099	256,5	15:40'47.747
16	30.949	21.956	22.866	25.647	1'41.418	255,3	15:42'29.165
17	30.870	21.984	23.073	25.608	1'41.535	255,3	15:44'10.700
18	30.897	21.984	22.757	25.567	1'41.205	256,5	15:45'51.905
19	30.777	22.279	22.853	25.671	1'41.580	258,4	15:47'33.485

Race Time 32'05:753

2° 62 S. MANZI [1'41.027]							
Lap	Seg1	Seg2	Seg3	Seg4	Lap Time	km/h	Local Time
1		22.426	22.862	25.762	1'42.088	256,5	15:17'09.820
2	31.095	22.200	22.852	25.610	1'41.757	255,9	15:18'51.577
3	30.869	22.212	22.834	25.648	1'41.563	255,3	15:20'33.140
4	31.043	22.174	22.761	25.629	1'41.607	253,5	15:22'14.747
5	31.123	22.271	22.755	25.559	1'41.708	253,5	15:23'56.455
6	30.995	22.153	22.695	25.516	1'41.359	254,7	15:25'37.814
7	30.805	22.151	22.719	25.587	1'41.262	256,5	15:27'19.076
8	30.869	22.268	22.627	25.540	1'41.304	254,7	15:29'00.380
9	30.810	22.102	22.778	25.562	1'41.252	255,9	15:30'41.632
10	30.797	22.113	22.678	25.495	1'41.083	257,1	15:32'22.715
11	30.886	22.120	22.714	25.562	1'41.282	256,5	15:34'03.997
12	30.777	22.117	22.710	25.555	1'41.159	257,1	15:35'45.156
13	30.722	22.065	22.626	25.669	1'41.082	256,5	15:37'26.238
14	30.809	22.160	22.593	25.477	1'41.039	256,5	15:39'07.277
15	30.811	22.063	22.586	25.567	1'41.027	255,3	15:40'48.304
16	31.079	22.012	22.730	25.456	1'41.277	254,7	15:42'29.581
17	30.899	22.108	22.777	25.636	1'41.420	255,3	15:44'11.001
18	30.855	22.124	22.667	25.700	1'41.346	258,4	15:45'52.347
19	30.860	22.295	22.773	25.797	1'41.725	257,1	15:47'34.072

Race Time 32'06:340

3° 94 V. DEBISE [1'40.928]							
Lap	Seg1	Seg2	Seg3	Seg4	Lap Time	km/h	Local Time
1		22.694	22.717	25.699	1'42.543	254,1	15:17'10.275
2	30.871	22.610	22.810	25.719	1'42.010	257,1	15:18'52.285
3	30.822	22.321	22.556	25.710	1'41.409	257,1	15:20'33.694
4	31.007	22.522	22.631	25.700	1'41.860	252,9	15:22'15.554
5	30.961	22.480	22.775	25.621	1'41.837	255,9	15:23'57.391
6	30.675	22.187	22.558	25.594	1'41.014	258,4	15:25'38.405
7	30.960	22.428	22.610	25.654	1'41.652	253,5	15:27'20.057
8	31.004	22.105	22.567	25.622	1'41.298	254,1	15:29'01.355
9	30.845	22.126	22.613	25.537	1'41.121	254,7	15:30'42.476
10	30.902	21.991	22.496	25.539	1'40.928	255,9	15:32'23.404
11	30.855	22.271	22.568	25.639	1'41.333	255,9	15:34'04.737
12	30.925	22.305	22.630	25.671	1'41.531	254,7	15:35'46.268
13	30.914	22.429	22.693	25.687	1'41.723	254,7	15:37'27.991
14	30.953	22.166	22.639	25.672	1'41.430	254,1	15:39'09.421
15	30.905	22.179	22.653	25.595	1'41.332	252,9	15:40'50.753
16	31.059	22.103	22.751	25.559	1'41.472	251,7	15:42'32.225
17	31.200	22.368	22.814	25.689	1'42.071	250,6	15:44'14.296

09/09/2023

P = Pits In/Out - C = Lap Time Cancelled

These data/results cannot be reproduced, stored and/or transmitted in whole or in part by any manner of electronic, mechanical, photocopying, recording, broadcasting or otherwise now known or herein after developed without the previous express consent by the copyright owner, except for reproduction in daily press and regular printed publications on sale to the public within 60 days of the event related to those data/results and always provided that copyright symbol appears together as follows below.

© DORNA WSBK ORGANIZATION Srl 2023

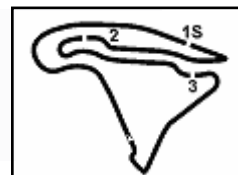
4° 99 A. HUERTAS [1'41.336]							
Lap	Seg1	Seg2	Seg3	Seg4	Lap Time	km/h	Local Time
1		22.294	22.886	25.713	1'42.264	259,6	15:17'09.996
2	30.968	22.642	23.095	25.746	1'42.451	259,0	15:18'52.447
3	30.728	22.496	22.712	25.686	1'41.622	260,9	15:20'34.069
4	31.008	22.312	22.750	25.667	1'41.737	260,2	15:22'15.806
5	30.695	22.580	22.793	25.782	1'41.850	259,6	15:23'57.656
6	30.950	22.311	22.711	25.718	1'41.690	260,2	15:25'39.346
7	30.744	22.361	22.602	25.823	1'41.530	264,1	15:27'20.876
8	30.928	22.211	22.698	25.766	1'41.603	257,8	15:29'02.479
9	30.804	22.233	22.735	25.579	1'41.351	257,8	15:30'43.830
10	31.002	22.160	22.675	25.621	1'41.458	258,4	15:32'25.288
11	30.949	22.149	22.667	25.626	1'41.391	257,8	15:34'06.679
12	30.981	22.260	22.614	25.572	1'41.427	256,5	15:35'48.106
13	30.907	22.168	22.715	25.546	1'41.336	257,1	15:37'29.442
14	30.928	22.259	22.637	25.767	1'41.591	257,8	15:39'11.033
15	30.990	22.255	22.753	25.630	1'41.628	255,9	15:40'52.661
16	31.107	22.205	22.849	25.838	1'41.999	254,1	15:42'34.660
17	31.210	22.240	22.958	25.658	1'42.066	253,5	15:44'16.726
18	31.139	22.315	22.851	25.787	1'42.092	255,9	15:45'58.818
19	31.033	22.451	22.930	25.954	1'42.368	256,5	15:47'41.186

Race Time 32'10:651

5° 66 N. TUULI [1'41.276]							
Lap	Seg1	Seg2	Seg3	Seg4	Lap Time	km/h	Local Time
1		23.146	22.913	25.820	1'43.486	253,5	15:17'11.218
2	30.698	22.629	22.777	25.903	1'42.007	260,2	15:18'53.225
3	30.540	22.583	22.712	25.859	1'41.694	261,5	15:20'34.919
4	30.512	22.608	22.764	26.374	1'42.258	259,6	15:22'17.177
5	30.631	22.469	22.964	25.785	1'41.849	261,5	15:23'59.026
6	30.807	22.605	22.726	25.776	1'41.914	259,0	15:25'40.940
7	30.856	22.180	22.687	25.774	1'41.497	258,4	15:27'22.437
8	30.721	22.290	22.722	25.891	1'41.624	260,9	15:29'04.061
9	30.812	22.259	22.789	25.738	1'41.598	259,6	15:30'45.659
10	30.682	22.218	22.730	25.843	1'41.473	264,1	15:32'27.132
11	30.651	22.214	22.794	25.617	1'41.276	261,5	15:34'08.408
12	30.828	22.397	22.693	25.794	1'41.712	258,4	15:35'50.120
13	30.851	22.310	22.814	25.675	1'41.650	257,8	15:37'31.770
14	30.925	22.329	22.732	25.863	1'41.849	257,8	15:39'13.619
15	30.829	22.371	22.756	25.801	1'41.757	257,1	15:40'55.376
16	30.906	22.438	22.673	25.886	1'41.903	255,3	15:42'37.279
17	30.993	22.358	22.849	25.782	1'41.982	255,9	15:44'19.261
18	31.007	22.213	22.708	25.906	1'41.834	257,8	15:46'01.095
19	30.882	22.516	22.886	26.075	1'42.359	257,1	15:47'43.454

Race Time 32'15:722

6° 55 Y. MONTELLA [1'41.475]							
Lap	Seg1	Seg2	Seg3	Seg4	Lap Time	km/h	Local Time
1		22.330	22.828	25.784	1'41.595	257,8	15:17'09.327
2	31.618	22.325	22.991	25.831	1'42.765	256,5	15:18'52.092
3	30.744	22.132	22.852	26.088	1'41.816	258,4	15:20'33.908
4	30.754	22.244	22.755	25.722	1'41.475	257,1	15:22'15.383
5	30.935	22.226	22.743	25.875	1'41.779	258,4	15:23'57.162
6	30.882	22.383	22.684	26.107	1'42.056	258,4	15:25'39.218
7	30.861	22.346	22.925	26.118	1'42.250	258,4	15:27'21.468
8	30.834	22.207	22.895	26.116	1'42.052	259,0	15:29'03.520
9	30.795	22.151	22.838	25.938	1'41.722	258,4	15:30'45.242
10	30.818	22.126	22.874	25.860	1'41.678	259,0	15:32'26.920
11	30.893	22.419	23.085	25.967	1'42.364	257,1	15:34'09.284
12	30.908	22.025	22.751	26.031	1'41.715	258,4	15:35'50.999
13	30.845	22.307	22.634	25.986	1'41.772	258,4	15:37'32.771
14	30.771	22.198	22.874	25.885	1'41.728	258,4	15:39'14.499



Magny-Cours 4.411 m

## Pirelli French Round, 8-10 September 2023

### Chronological Analysis Race 1

Start at 15:15'27.732

**2 / 6**

15	30.791	22.399	22.897	26.047	1'42.134	257,1	15:40'56.633	12	30.855	<b>22.175</b>	22.979	26.088	1'42.097	258,4	15:35'59.161
16	30.946	22.309	22.808	25.990	1'42.053	255,3	15:42'38.686	13	30.949	22.549	22.960	26.408	1'42.866	251,7	15:37'42.027
17	30.987	22.234	22.787	26.102	1'42.110	255,3	15:44'20.796	14	30.930	22.349	23.179	<b>25.893</b>	1'42.351	257,8	15:39'24.378
18	30.941	22.412	22.790	26.226	1'42.369	257,1	15:46'03.165	15	31.184	22.560	23.034	26.059	1'42.837	254,1	15:41'07.215
19	30.917	22.438	22.721	26.257	1'42.333	257,8	15:47'45.498	16	30.962	22.211	22.929	26.047	1'42.149	254,7	15:42'49.364

Race Time 32'17.766

7º <b>23 M. SCHROETTER [1'41.602]</b>							
Lap	Seg1	Seg2	Seg3	Seg4	Lap Time	km/h	Local Time
1		22.909	22.901	25.769	1'43.272	250,0	15:17'11.004
2	30.875	22.486	22.793	25.742	1'41.896	259,6	15:18'52.900
3	30.857	22.394	<b>22.752</b>	<b>25.635</b>	1'41.638	256,5	15:20'34.538
4	30.673	22.439	22.864	26.507	1'42.483	252,3	15:22'17.021
5	30.815	22.726	22.830	25.918	1'42.289	257,1	15:23'59.310
6	30.723	22.535	23.032	25.931	1'42.221	255,9	15:25'41.531
7	30.790	22.319	22.797	25.846	1'41.752	257,8	15:27'23.283
8	30.736	<b>22.190</b>	22.783	25.893	<b>1'41.602</b>	257,8	15:29'04.885
9	30.735	22.219	22.865	25.866	1'41.685	257,8	15:30'46.570
10	30.692	<b>22.190</b>	22.905	25.880	1'41.667	259,6	15:32'28.237
11	30.745	22.344	22.940	25.956	1'41.985	259,0	15:34'10.222
12	30.764	22.386	22.918	25.874	1'41.942	258,4	15:35'52.164
13	30.771	22.199	22.809	25.921	1'41.700	257,1	15:37'33.864
14	30.764	22.283	22.772	25.801	1'41.620	257,8	15:39'15.484
15	30.715	22.378	22.935	25.986	1'42.014	256,5	15:40'57.498
16	30.796	22.203	22.844	25.883	1'41.726	255,9	15:42'39.224
17	30.938	22.343	22.956	25.950	1'42.187	256,5	15:44'21.411
18	30.869	22.285	22.931	25.924	1'42.009	258,4	15:46'03.420
19	<b>30.672</b>	22.722	22.830	26.054	1'42.278	<b>260,2</b>	15:47'45.698

Race Time 32'17.966

8º <b>64 F. CARICASULO [1'41.684]</b>							
Lap	Seg1	Seg2	Seg3	Seg4	Lap Time	km/h	Local Time
1		22.921	22.963	26.034	1'43.871	250,0	15:17'11.603
2	30.779	22.441	22.795	26.000	1'42.015	<b>261,5</b>	15:18'53.618
3	30.991	22.399	22.771	25.914	1'42.075	257,8	15:20'35.693
4	30.757	22.391	22.771	25.982	1'41.901	257,8	15:22'17.594
5	31.011	22.524	22.881	25.966	1'42.382	257,8	15:23'59.976
6	30.909	22.438	22.779	26.138	1'42.264	258,4	15:25'42.240
7	<b>30.736</b>	<b>22.247</b>	<b>22.767</b>	25.934	<b>1'41.684</b>	259,6	15:27'23.924
8	30.859	22.436	22.848	26.044	1'42.187	258,4	15:29'06.111
9	30.850	22.321	22.960	<b>25.857</b>	1'41.988	258,4	15:30'48.099
10	30.863	22.342	22.861	25.982	1'42.048	258,4	15:32'30.147
11	30.748	22.302	22.818	26.467	1'42.335	257,8	15:34'12.482
12	30.988	22.370	22.912	26.034	1'42.304	256,5	15:35'54.786
13	31.017	22.344	22.915	26.158	1'42.434	255,3	15:37'37.220
14	31.067	22.403	22.976	26.113	1'42.559	254,7	15:39'19.779
15	30.813	22.424	22.947	26.063	1'42.247	254,7	15:41'02.026
16	31.181	22.412	23.466	25.962	1'43.021	252,3	15:42'45.047
17	31.222	22.567	22.909	26.064	1'42.762	252,9	15:44'27.809
18	31.221	22.385	22.951	26.347	1'42.904	254,1	15:46'10.713
19	31.201	22.452	22.953	26.452	1'43.058	254,1	15:47'53.771

Race Time 32'26.039

9º <b>54 B. SDFUOGLU [1'42.039]</b>							
Lap	Seg1	Seg2	Seg3	Seg4	Lap Time	km/h	Local Time
1		23.416	23.119	26.423	1'45.655	237,4	15:17'13.387
2	30.834	22.507	22.899	26.254	1'42.494	257,8	15:18'55.881
3	30.770	22.515	22.893	26.200	1'42.378	<b>261,5</b>	15:20'38.259
4	30.779	22.405	23.003	26.106	1'42.293	<b>261,5</b>	15:22'20.552
5	<b>30.699</b>	22.487	23.086	26.130	1'42.402	258,4	15:24'02.954
6	30.704	22.517	23.019	26.073	1'42.313	259,0	15:25'45.267
7	30.707	22.357	23.317	26.213	1'42.594	259,0	15:27'27.861
8	30.926	22.662	22.885	26.105	1'42.578	258,4	15:29'10.439
9	31.042	22.341	<b>22.808</b>	26.016	1'42.207	257,8	15:30'52.646
10	30.914	22.303	23.139	26.023	1'42.379	258,4	15:32'35.025
11	30.934	22.221	22.942	25.943	<b>1'42.039</b>	258,4	15:34'17.064

09/09/2023 P = Pits In/Out - C = Lap Time Cancelled

These data/results cannot be reproduced, stored and/or transmitted in whole or in part by any manner of electronic, mechanical, photocopying, recording, broadcasting or otherwise now known or herein after developed without the previous express consent by the copyright owner, except for reproduction in daily press and regular printed publications on sale to the public within 60 days of the event related to those data/results and always provided that copyright symbol appears together as follows below.

© DORNA WSBK ORGANIZATION Srl 2023

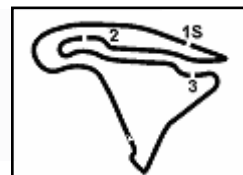
10º <b>48 L. DALLA PORTA [1'41.937]</b>							
Lap	Seg1	Seg2	Seg3	Seg4	Lap Time	km/h	Local Time
1		23.021	23.059	<b>25.789</b>	1'44.105	245,5	15:17'11.837
2	31.078	22.453	22.960	25.827	1'42.318	259,0	15:18'54.155
3	31.041	22.936	22.959	25.977	1'42.913	<b>260,9</b>	15:20'37.068
4	31.116	22.350	23.003	25.831	1'42.300	255,9	15:22'19.368
5	31.306	22.420	22.934	25.886	1'42.546	256,5	15:24'01.914
6	31.337	22.519	23.045	25.955	1'42.856	253,5	15:25'44.770
7	31.089	22.301	23.573	26.656	1'43.619	257,1	15:27'28.389
8	31.014	22.578	22.987	26.012	1'42.591	<b>260,9</b>	15:29'10.980
9	30.913	22.523	<b>22.782</b>	26.071	1'42.289	257,8	15:30'53.269
10	30.868	<b>22.254</b>	<b>22.872</b>	25.943	<b>1'41.937</b>	260,2	15:32'35.206
11	30.904	22.330	22.890	25.968	1'42.092	259,0	15:34'17.298
12	30.974	22.264	23.070	25.859	1'42.167	260,2	15:35'59.465
13	30.877	22.493	22.929	26.572	1'42.871	259,6	15:37'42.336
14	31.132	22.298	22.987	25.797	1'42.214	259,6	15:39'24.550
15	30.985	22.406	23.315	26.128	1'42.834	254,1	15:41'07.384
16	30.959	22.467	22.962	25.872	1'42.260	258,4	15:42'49.644
17	31.156	22.374	22.920	25.980	1'42.430	<b>257,1</b>	15:44'32.074
18	30.915	22.411	22.947	26.224	1'42.497	<b>260,9</b>	15:46'14.571
19	<b>30.842</b>	23.351	23.089	25.944	1'43.226	258,4	15:47'57.797

Race Time 32'30.065

11º <b>25 A. VERDOIA [1'42.002]</b>							
Lap	Seg1	Seg2	Seg3	Seg4	Lap Time	km/h	Local Time
1		23.236	23.182	25.924	1'44.825	252,9	15:17'12.557
2	30.982	22.581	22.839	<b>25.883</b>	1'42.285	257,8	15:18'54.842
3	30.977	22.749	23.026	26.036	1'42.788	258,4	15:20'37.630
4	31.027	22.479	22.965	25.901	1'42.372	257,1	15:22'20.002
5	31.124	22.356	23.099	25.954	1'42.533	257,1	15:24'02.535
6	31.038	22.837	23.137	26.030	1'43.042	257,8	15:25'45.577
7	30.816	22.397	23.082	26.282	1'42.577	259,0	15:27'28.154
8	30.995	22.623	23.081	25.897	1'42.596	257,8	15:29'10.750
9	31.020	22.409	<b>22.826</b>	26.499	1'42.754	257,8	15:30'53.504
10	30.793	22.402	22.986	26.147	1'42.328	<b>262,1</b>	15:32'35.832
11	30.836	<b>22.336</b>	22.978	26.003	1'42.153	259,0	15:34'17.985
12	30.872	22.351	22.892	25.887	<b>1'42.002</b>	259,0	15:35'59.987
13	30.854	22.451	23.014	26.222	1'42.541	257,8	15:37'42.528
14	31.019	22.599	23.040	25.983	1'42.641	256,5	15:39'25.169
15	30.953	22.536	22.988	26.038	1'42.515	259,0	15:41'07.684
16	30.990	22.457	22.968	25.971	1'42.386	257,8	15:42'50.070
17	31.073	22.381	22.976	25.974	1'42.404	257,8	15:44'32.474
18	31.061	22.410	23.019	25.936	1'42.426	258,4	15:46'14.900
19	<b>30.743</b>	23.027	23.486	26.100	1'43.356	259,0	15:47'58.256

Race Time 32'30.524

12º <b>86 J. GIMBERT [1'42.414]</b>							
Lap	Seg1	Seg2	Seg3	Seg4	Lap Time	km/h	Local Time
1		24.303	23.796	26.397	1'47.835	<b>258,4</b>	15:17'15.567
2	31.345	22.418	23.055	26.100	1'42.918	253,5	15:18'58.485
3	31.049	22.505	23.088	25.958	1'42.600	254,1	15:20'41.085
4	30.993	22.508	23.142	26.195	1'42.838	253,5	15:22'23.923
5	31.071	22.565	23.048	26.064	1'42.748	254,7	15:24'06.671
6	31.261	22.469	23.354	26.068	1'43.152	256,5	15:25'49.823
7	31.125	22.507	22.975	25.938	1'42.545	250,6	15:27'32.368
8	31.079	22.483	22.955	26.052	1'42.569	252,3	15:29'14.937



Magny-Cours 4.411 m

**Pirelli French Round, 8-10 September 2023**  
**Chronological Analysis Race 1**

Start at 15:15'27.732

**3 / 6**

9	31.149	22.351	22.978	26.020	1'42.498	252,9	15:30'57.435	6	31.331	22.581	23.900	26.253	1'44.065	254,7	15:25'50.459
10	31.162	<b>22.323</b>	22.952	26.641	1'43.078	252,3	15:32'40.513	7	<b>31.159</b>	22.692	23.139	26.130	1'43.120	<b>258,4</b>	15:27'33.579
11	31.388	22.454	23.019	26.015	1'42.876	255,9	15:34'23.389	8	31.202	22.986	23.158	26.185	1'43.531	257,1	15:29'17.110
12	31.373	22.505	23.096	26.122	1'43.096	251,7	15:36'06.485	9	31.206	22.479	23.147	26.155	1'42.987	<b>258,4</b>	15:31'00.097
13	31.308	22.968	23.054	26.574	1'43.904	255,9	15:37'50.389	10	31.360	22.568	23.168	26.111	1'43.207	257,8	15:32'43.304
14	<b>30.944</b>	22.847	23.109	26.069	1'42.969	<b>258,4</b>	15:39'33.358	11	31.417	22.554	23.197	26.166	1'43.334	255,3	15:34'26.638
15	31.143	22.421	22.991	<b>25.859</b>	<b>1'42.414</b>	251,2	15:41'15.772	12	31.390	22.601	23.209	26.243	1'43.443	255,9	15:36'10.081
16	31.131	22.512	23.146	26.042	1'42.831	252,3	15:42'58.603	13	31.666	22.485	23.245	<b>26.065</b>	1'43.461	252,9	15:37'53.542
17	31.540	22.640	23.341	27.330	1'44.851	248,8	15:44'43.454	14	31.520	22.517	23.097	26.133	1'43.267	254,7	15:39'36.809
18	31.194	22.461	<b>22.877</b>	26.222	1'42.754	255,9	15:46'26.208	15	31.504	22.511	23.211	26.389	1'43.615	253,5	15:41'20.424
19	31.105	22.620	22.937	26.484	1'43.146	255,3	15:48'09.354	16	31.577	22.590	23.296	26.243	1'43.706	251,2	15:43'04.130

Race Time 32'41.622

Race Time 32'48.297

**13° 69 T. BOOTH-AMOS [1'42.324]**

Lap	Seg1	Seg2	Seg3	Seg4	Lap Time	km/h	Local Time
1		23.444	25.784	26.738	1'48.771	243,2	15:17'16.503
2	31.121	22.860	23.360	26.364	1'43.705	254,7	15:19'00.208
3	31.307	22.619	23.104	25.932	1'42.962	255,9	15:20'43.170
4	31.159	22.538	23.018	<b>25.807</b>	1'42.522	252,3	15:22'25.692
5	31.169	22.504	23.025	26.015	1'42.713	253,5	15:24'08.405
6	31.145	22.688	23.028	26.054	1'42.915	253,5	15:25'51.320
7	31.060	22.388	22.921	26.169	1'42.538	255,3	15:27'33.858
8	<b>30.993</b>	22.746	23.001	26.025	1'42.765	252,3	15:29'16.623
9	31.204	<b>22.379</b>	22.955	26.002	1'42.540	255,3	15:30'59.163
10	31.019	22.430	22.944	25.931	<b>1'42.324</b>	255,9	15:32'41.487
11	30.997	22.604	23.112	25.968	1'42.681	256,5	15:34'24.168
12	31.039	22.525	<b>22.895</b>	26.052	1'42.511	<b>257,1</b>	15:36'06.679
13	31.191	22.960	23.155	26.090	1'43.396	252,3	15:37'50.075
14	31.159	22.609	23.015	25.938	1'42.721	248,8	15:39'32.796
15	31.245	22.433	23.056	25.841	1'42.575	251,2	15:41'15.371
16	31.367	22.385	23.001	25.856	1'42.609	248,3	15:42'57.980
17	32.354	22.828	23.151	26.360	1'44.693	254,1	15:44'42.673
18	31.619	22.446	23.052	26.286	1'43.403	250,6	15:46'26.076
19	31.188	22.563	23.208	26.475	1'43.434	252,9	15:48'09.510

Race Time 32'41.778

**14° 43 S. JESPERSEN [1'42.359]**

Lap	Seg1	Seg2	Seg3	Seg4	Lap Time	km/h	Local Time
1		24.139	24.178	25.850	1'46.864	234,8	15:17'14.596
2	<b>31.187</b>	22.403	22.925	26.115	1'42.630	257,8	15:18'57.226
3	31.337	22.763	22.815	25.958	1'42.873	<b>258,4</b>	15:20'40.099
4	31.341	22.629	23.000	26.168	1'43.138	257,8	15:22'23.237
5	31.264	22.608	23.128	26.292	1'43.292	257,1	15:24'06.529
6	31.358	22.668	23.096	26.484	1'43.606	255,9	15:25'50.135
7	31.325	22.457	22.891	25.905	1'42.578	256,5	15:27'32.713
8	31.218	22.586	22.948	25.885	1'42.637	256,5	15:29'15.350
9	31.370	22.383	<b>22.761</b>	25.845	<b>1'42.359</b>	256,5	15:30'57.709
10	31.259	<b>22.239</b>	22.949	26.087	1'42.534	257,8	15:32'40.243
11	31.566	22.300	23.032	25.981	1'42.879	254,7	15:34'23.122
12	31.566	22.405	23.023	26.119	1'43.113	255,3	15:36'06.235
13	31.550	22.624	23.000	26.198	1'43.372	254,1	15:37'49.607
14	31.636	22.843	23.026	25.970	1'43.475	250,6	15:39'33.082
15	31.366	22.676	23.128	<b>25.797</b>	1'42.967	257,1	15:41'16.049
16	31.234	22.445	22.948	26.581	1'43.208	255,3	15:42'59.257
17	32.230	22.328	22.926	26.238	1'43.722	254,1	15:44'42.979
18	31.600	22.804	22.826	26.179	1'43.409	255,9	15:46'26.388
19	31.201	22.502	23.118	26.491	1'43.312	257,1	15:48'09.700

Race Time 32'41.968

**15° 17 J. MCPHEE [1'42.702]**

Lap	Seg1	Seg2	Seg3	Seg4	Lap Time	km/h	Local Time
1		23.231	23.862	26.087	1'46.415	238,4	15:17'14.147
2	31.278	22.580	23.012	26.105	1'42.975	257,1	15:18'57.122
3	31.263	<b>22.413</b>	<b>22.921</b>	26.105	<b>1'42.702</b>	256,5	15:20'39.824
4	31.352	22.612	23.109	26.180	1'43.253	255,9	15:22'23.077
5	31.315	22.570	23.164	26.268	1'43.317	255,3	15:24'06.394

09/09/2023

P = Pits In/Out - C = Lap Time Cancelled

These data/results cannot be reproduced, stored and/or transmitted in whole or in part by any manner of electronic, mechanical, photocopying, recording, broadcasting or otherwise now known or herein after developed without the previous express consent by the copyright owner, except for reproduction in daily press and regular printed publications on sale to the public within 60 days of the event related to those data/results and always provided that copyright symbol appears together as follows below.

© DORNA WSBK ORGANIZATION Srl 2023

## Pirelli French Round, 8-10 September 2023

### Chronological Analysis Race 1

Start at 15:15/27.732

4 / 6

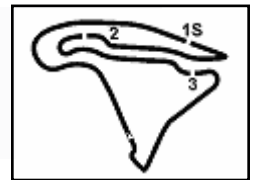
Lap	Seg.1	Seg.2	Seg.3	Seg.4	Lap Time	km/h	Local Time	21° 71 T. EDWARDS [1'42.966]									
								Lap	Seg.1	Seg.2	Seg.3	Seg.4	Lap Time	km/h	Local Time		
1								1									
2								2	31.214	23.118	23.382	26.309	1'44.023	244,2	15:19'01.295		
3								3	<b>30.908</b>	23.081	23.596	26.368	1'43.953	<b>260,2</b>	15:20'45.248		
4								4	31.059	22.760	23.031	26.116	<b>1'42.966</b>	257,1	15:22'28.214		
5								5	31.029	23.127	23.279	26.233	1'43.668	252,9	15:24'11.882		
6								6	31.218	22.713	23.288	26.389	1'43.608	255,9	15:25'55.490		
7								7	31.266	22.902	23.420	26.454	1'44.042	251,7	15:27'39.532		
8								8	31.081	23.146	23.160	26.342	1'43.729	259,0	15:29'23.261		
9								9	30.934	22.726	23.228	26.144	1'43.032	255,3	15:31'06.293		
10								10	31.065	22.804	23.292	26.588	1'43.749	254,1	15:32'50.042		
11								11	31.160	23.192	23.114	26.128	1'43.594	253,5	15:34'33.636		
12								12	31.161	<b>22.623</b>	23.213	26.218	1'43.215	253,5	15:36'16.851		
13								13	31.074	22.827	23.187	26.414	1'43.502	253,5	15:38'00.353		
14								14	31.148	23.197	23.171	26.396	1'43.912	252,9	15:39'44.265		
15								15	31.128	22.924	27.007	26.982	1'48.041	252,9	15:41'32.306		
16								16	31.898	22.843	23.371	26.352	1'44.464	255,3	15:43'16.770		
17								17	31.312	22.872	23.297	<b>26.069</b>	1'43.550	254,7	15:45'00.320		
18								18	31.283	22.693	<b>22.929</b>	26.237	1'43.142	255,9	15:46'43.462		
19								19	31.076	22.844	23.252	26.671	1'43.843	256,5	15:48'27.305		
								Race Time 32'58.199									

Lap	Seg.1	Seg.2	Seg.3	Seg.4	Lap Time	km/h	Local Time	19° 7 A. NORRODIN [1'43.237]									
								Lap	Seg.1	Seg.2	Seg.3	Seg.4	Lap Time	km/h	Local Time		
1								1									
2								2	31.358	23.313	23.514	26.467	1'44.652	251,2	15:19'00.800		
3								3	31.318	23.471	23.835	26.737	1'45.361	255,3	15:20'46.161		
4								4	31.325	22.862	23.337	26.269	1'43.793	254,1	15:22'29.954		
5								5	<b>31.136</b>	22.909	23.324	26.387	1'43.756	257,1	15:24'13.710		
6								6	31.344	22.807	23.253	26.300	1'43.704	252,9	15:25'57.414		
7								7	31.374	22.664	23.236	26.271	1'43.545	254,1	15:27'40.959		
8								8	31.273	22.719	23.361	26.148	1'43.501	254,7	15:29'24.460		
9								9	31.280	22.807	23.274	26.261	1'43.622	256,5	15:31'08.082		
10								10	31.163	<b>22.612</b>	23.288	26.174	<b>1'43.237</b>	258,4	15:32'51.319		
11								11	31.368	22.803	23.225	26.182	1'43.578	255,3	15:34'34.897		
12								12	31.256	22.727	23.257	26.309	1'43.549	255,3	15:36'18.446		
13								13	31.399	22.767	23.649	26.363	1'44.178	252,9	15:38'02.624		
14								14	31.354	22.697	<b>23.164</b>	<b>26.100</b>	1'43.315	<b>259,6</b>	15:39'45.939		
15								15	31.267	22.649	23.256	26.181	1'43.353	252,3	15:41'29.292		
16								16	31.433	22.692	23.325	26.334	1'43.784	250,0	15:43'13.076		
17								17	31.454	23.144	23.523	26.636	1'44.757	251,7	15:44'57.833		
18								18	31.836	22.660	23.350	26.354	1'44.200	250,0	15:46'42.003		
19								19	31.481	22.697	23.303	26.581	1'44.062	251,2	15:48'26.095		
								Race Time 32'58.363									

Lap	Seg.1	Seg.2	Seg.3	Seg.4	Lap Time	km/h	Local Time	22° 50 O. VOSTATEK [1'43.200]									
								Lap	Seg.1	Seg.2	Seg.3	Seg.4	Lap Time	km/h	Local Time		
1								1									
2								2	31.416	25.080	23.240	23.514	26.975	1'45.145	227,4	15:19'03.329	
3								3	31.359	23.532	23.775	26.319	1'44.985	246,6	15:20'48.314		
4								4	31.507	22.574	23.113	26.142	1'43.336	248,8	15:22'31.650		
5								5	31.365	22.930	23.270	26.164	1'43.729	255,3	15:24'15.379		
6								6	31.325	22.652	23.184	26.228	1'43.389	255,3	15:25'58.768		
7								7	31.293	<b>22.473</b>	23.200	26.234	<b>1'43.200</b>	257,1	15:27'41.968		
8								8	31.376	22.668	<b>23.038</b>	26.135	1'43.217	257,8	15:29'25.185		
9								9	31.343	22.708	23.267	26.098	1'43.416	257,8	15:31'08.601		
10								10	31.281	22.611	23.308	26.118	1'43.318	259,0	15:32'51.919		
11								11	<b>31.131</b>	22.892	23.228	26.245	1'43.496	255,9	15:34'35.415		
12								12	31.135	22.686	28.314	26.274	1'48.409	<b>259,6</b>	15:36'23.824		
13								13	31.318	22.827	23.321	26.277	1'43.743	248,3	15:38'07.567		
14								14	31.292	22.718	23.197	<b>26.081</b>	1'43.288	253,5	15:39'50.855		
15								15	31.366	22.627	23.444	26.093	1'43.530	253,5	15:41'34.385		
16								16	31.487	22.608	23.150	26.164	1'43.409	253,5	15:43'17.794		
17								17	31.299	22.592	23.252	26.885	1'44.028	254,1	15:45'01.822		
18								18	31.561	22.782	23.501	26.696	1'44.540	253,5	15:46'46.362		
19								19	31.322	23.072	23.070	26.141	1'43.605	254,1	15:48'29.967		
								Race Time 33'02.235									

Lap	Seg.1	Seg.2	Seg.3	Seg.4	Lap Time	km/h	Local Time	20° 47 A. KOFLER [1'43.269]									
								Lap	Seg.1	Seg.2	Seg.3	Seg.4	Lap Time	km/h	Local Time		
1								1									
2								2	31.314	23.085	23.248	26.736	1'44.383	245,5	15:19'00.318		
3								3	31.400	23.291	23.593	26.383	1'44.667	255,9	15:20'44.985		
4								4	31.289	23.028	23.504	26.346	1'44.167	257,1	15:22'29.152		
5								5	31.346	22.899	23.389	26.253	1'43.887	256,5	15:24'13.039		
6								6	31.195	23.085	23.421	26.316	1'44.017	259,6	15:25'57.056		
7								7	31.168	22.674	23.253	26.357	1'43.452	257,8	15:27'40.508		
8								8	31.029	22.953	23.336	26.364	1'43.682	259,6	15:29'24.190		
9								9	31.125	22.764	23.278	26.528	1'43.695	255,3	15:31'07.885		
10								10	31.164	<b>22.535</b>	23.321	<b>26.249</b>	<b>1'43.269</b>	<b>262,1</b>	15:32'51.154		
11								11	31.099	22.793	23.324	26.298	1'43.514	260,2	15:34'34.668		
12								12	30.978	22.943	<b>23.207</b>	26.352	1'43.480	257,8	15:36'18.148		
13								13	30.984	23.124	23.386	26.274	1'43.768	254,1	15:38'01.916		
14								14	31.098	22.720	23.358	26.284	1'43.460	260,2	15:39'45.376		
15								15	<b>30.973</b>	22.877	23.264	26.327	1'43.441	254,1	15:41'28.817		
16								16	31.318	22.917	23.362	26.506	1'44.103	250,6	15:43'12.920		
17								17	31.401	23.124	23.387	26.803	1'44.715	255,9	15:44'57.635		
18								18	32.370	22.711	23.346	26.461	1'44.888	256,5	15:46'42.523		
19								19	31.186	22.760	23.397	26.533	1'43.876	259,0	15:48'26.399		
								Race Time 32'58.667									

Lap	Seg.1	Seg.2	Seg.3	Seg.4	Lap Time	km/h	Local Time	23° 51 A. SARMOON [1'43.064]									
								Lap	Seg.1	Seg.2	Seg.3	Seg.4	Lap Time	km/h	Local Time		
1								1									
2								2	31.211	25.123	23.750	27.268	1'49.436	236,3	15:17'17.168		
3								3	31.192	23.516	23.553	26.316	1'44.577	250,0	15:20'45.634		
4								4	<b>31.184</b>	22.708	23.466	26.331	1'43.689	256,5	15:22'29.323		
5								5	31.213	22.595	23.132	26.124	<b>1'43.064</b>	<b>260,9</b>	15:24'12.387		
6								6	31.281	22.782	23.221	<b>26.113</b>	1'43.397	255,3	15:25'55.784		
7								7									



Pirelli French Round, 8-10 September 2023 Chronological Analysis Race 1

Magny-Cours 4.411 m

Start at 15:15/27732

5 / 6

Table with 8 columns: Lap, Seg1, Seg2, Seg3, Seg4, Lap Time, km/h, Local Time. Rows 14-19.

Table with 8 columns: Lap, Seg1, Seg2, Seg3, Seg4, Lap Time, km/h, Local Time. Rows 14-19.

Table 24°: 95 T. MACKENZIE [1'43.521]. Table with 8 columns: Lap, Seg1, Seg2, Seg3, Seg4, Lap Time, km/h, Local Time. Rows 1-19.

Table 27°: 27 A. DIAZ [1'44.325]. Table with 8 columns: Lap, Seg1, Seg2, Seg3, Seg4, Lap Time, km/h, Local Time. Rows 1-19.

Table 25°: 22 F. FULIGNI [1'43.231]. Table with 8 columns: Lap, Seg1, Seg2, Seg3, Seg4, Lap Time, km/h, Local Time. Rows 1-19.

Table 28°: 68 L. POWER [1'44.233]. Table with 8 columns: Lap, Seg1, Seg2, Seg3, Seg4, Lap Time, km/h, Local Time. Rows 1-19.

Table 26°: 73 M. KOFLER [1'43.848]. Table with 8 columns: Lap, Seg1, Seg2, Seg3, Seg4, Lap Time, km/h, Local Time. Rows 1-19.

Table RET: 96 M. GREGORIO [1'44.784]. Table with 8 columns: Lap, Seg1, Seg2, Seg3, Seg4, Lap Time, km/h, Local Time. Rows 1-19.

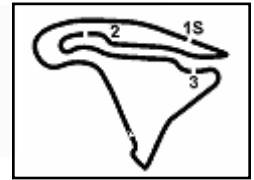
09/09/2023 P = Pits In/Out - C = Lap Time Cancelled

These data/results cannot be reproduced, stored and/or transmitted in whole or in part by any manner of electronic, mechanical, photocopying, recording, broadcasting or otherwise now known or herein after developed without the previous express consent by the copyright owner, except for reproduction in daily press and regular printed publications on sale to the public within 60 days of the event related to those data/results and always provided that copyright symbol appears together as follows below.

© DORNA WSBK ORGANIZATION Srl 2023







**Pirelli French Round, 8-10 September 2023**  
**Chronological Analysis Race 1**

Start at 15:15'27.732

12 32.144 23.142 23.678 26.885 1'45.849 241,1 15:36'39.361  
Race Time 21'11.629

RET 28 G. VAN STRAALEN [1'42.697]							
Lap	Seg.1	Seg.2	Seg.3	Seg.4	Lap Time	km/h	Local Time
1		23.294	23.049	26.024	1'44.996	244,3	15:17'12.728
2	<b>30.974</b>	22.621	<b>22.893</b>	26.849	1'43.337	255,3	15:18'56.065
3	31.093	22.749	22.984	26.244	1'43.070	<b>256,5</b>	15:20'39.135
4	31.063	22.612	23.007	26.015	<b>1'42.697</b>	254,1	15:22'21.832
5	31.179	22.699	22.978	<b>25.979</b>	1'42.835	252,9	15:24'04.667
6	31.263	<b>22.511</b>	22.984	26.005	1'42.763	252,9	15:25'47.430
7	31.164	22.588	23.056	26.109	1'42.917	251,7	15:27'30.347
8	31.434	22.710	22.969	26.136	1'43.249	248,3	15:29'13.596
Race Time 13'45.864							

RET 9 J. NAVARRO [1'42.285]							
Lap	Seg.1	Seg.2	Seg.3	Seg.4	Lap Time	km/h	Local Time
1		23.068	23.002	<b>25.766</b>	1'44.359	243,2	15:17'12.091
2	31.031	<b>22.497</b>	<b>22.896</b>	25.861	<b>1'42.285</b>	254,7	15:18'54.376
Race Time 3'26.644							

09/09/2023

P = Pits In/Dut - C = Lap Time Cancelled

These data/results cannot be reproduced, stored and/or transmitted in whole or in part by any manner of electronic, mechanical, photocopying, recording, broadcasting or otherwise now known or herein after developed without the previous express consent by the copyright owner, except for reproduction in daily press and regular printed publications on sale to the public within 60 days of the event related to those data/results and always provided that copyright symbol appears together as follows below.

© DORNA WSBK ORGANIZATION Srl 2023