

Pirelli French Round, 8-10 September 2023
Results Race 2

Laps 19 = 83,809 Km - Time of Race 31'55.603 - Avg. 157,503 km/h

Pos	Grid	No. Rider	Nat	Team	Bike	Class	LL	Gap	Rel.	Fastest Lap	Speed	Qualifying	Speed
1	1	11 N. BULEGA	ITA	Aruba.it Racing WorldSSP Team	Ducati Panigale V2		19			1'40.545	261,5	1'40.074	261,5
2	2	94 V. DEBISE	FRA	GMT94 Yamaha	Yamaha YZF R6		19	1.991	1.991	1'40.520	262,1	1'40.248	259,6
3	4	62 S. MANZI	ITA	Ten Kate Racing Yamaha	Yamaha YZF R6		19	12.441	10.450	1'40.698	264,1	1'40.398	259,0
4	8	23 M. SCHROETTER	GER	MV Agusta Reparto Corse	MV Agusta F3 800 RR		19	15.582	3.141	1'41.295	263,4	1'40.791	260,9
5	7	66 N. TUULI	FIN	PTR Triumph	Triumph Street Triple RS 765		19	17.009	1.427	1'41.392	264,7	1'40.702	262,1
6	9	48 L. DALLA PORTA	ITA	Evan Bros. WorldSSP Yamaha Team	Yamaha YZF R6		19	17.401	0.392	1'41.276	262,1	1'40.804	261,5
7	6	99 A. HUERTAS	ESP	MTM Kawasaki	Kawasaki ZX-6R		19	17.512	0.111	1'41.120	267,3	1'40.640	262,8
8	5	55 Y. MONTELLA	ITA	Barni Spark Racing Team	Ducati Panigale V2		19	20.190	2.678	1'41.469	264,1	1'40.532	262,1
9	12	9 J. NAVARRO	ESP	Ten Kate Racing Yamaha	Yamaha YZF R6		19	21.264	1.074	1'41.351	263,4	1'40.944	260,2
10	11	64 F. CARICASULO	ITA	Althea Racing Team	Ducati Panigale V2		19	22.094	0.830	1'41.377	264,1	1'40.875	261,5
11	14	86 J. GIMBERT	FRA	GMT94 Yamaha	Yamaha YZF R6		19	31.068	8.974	1'41.651	266,7	1'41.079	260,2
12	13	43 S. JESPERSEN	DEN	VFT Racing WEBIKE Yamaha	Yamaha YZF R6		19	34.992	3.924	1'42.099	262,1	1'41.072	260,2
13	15	28 G. VAN STRAALEN	NED	EAB Racing Team	Yamaha YZF R6		19	36.725	1.733	1'42.052	260,2	1'41.082	259,0
14	21	61 C. ONCU	TUR	Kawasaki Puccetti Racing	Kawasaki ZX-6R		19	39.663	2.938	1'42.244	261,5	1'41.860	261,5
15	10	25 A. VERDOIA	FRA	Yamaha Thailand Racing Team	Yamaha YZF R6		19	40.502	0.839	1'42.176	262,1	1'40.808	260,9
16	20	50 O. VOSTATEK	CZE	PTR Triumph	Triumph Street Triple RS 765		19	40.864	0.362	1'41.971	261,5	1'41.651	259,0
17	24	47 A. KOFLER	AUT	D34G Racing	Ducati Panigale V2		19	44.827	3.963	1'42.438	262,8	1'42.346	260,2
18	25	68 L. POWER	AUS	Motozoo ME AIR Racing	Kawasaki ZX-6R	*	19	51.802	6.975	1'42.710	259,0	1'42.538	255,9
19	18	17 J. MCPHEE	GBR	Vince64 by Puccetti Racing	Kawasaki ZX-6R		19	52.119	0.317	1'42.827	262,8	1'41.510	259,0
20	29	95 T. MACKENZIE	GBR	PETRONAS MIE Racing Honda Team	Honda CBR600RR		19	52.540	0.421	1'42.956	261,5	1'43.623	254,1
21	26	27 A. DIAZ	ESP	Arco Yart Yamaha WorldSSP	Yamaha YZF R6	*	19	54.907	2.367	1'42.826	259,0	1'42.816	254,7
22P	22	51 A. SARMOON	THA	Yamaha Thailand Racing Team	Yamaha YZF R6		19	58.460	3.553	1'42.757	260,2	1'42.023	259,6
23	19	71 T. EDWARDS	AUS	Yart-Yamaha WorldSSP Team	Yamaha YZF R6	*	19	1'12.164	13.704	1'42.033	265,4	1'41.605	256,5
24	27	16 Y. OKAYA	JPN	ProDina Kawasaki Racing	Kawasaki ZX-6R	*	18	1 Lap	1 Lap	1'43.527	264,1	1'42.919	257,1
-----Not Classified-----													
RET	17	54 B. SOFUOGLU	TUR	MV Agusta Reparto Corse	MV Agusta F3 800 RR		15	4 Laps		1'41.733	263,4	1'41.216	260,9
RET	28	73 M. KOFLER	AUT	D34G Racing	Ducati Panigale V2	*	13	6 Laps		1'43.090	262,1	1'43.436	255,9
RET	3	3 R. DE ROSA	ITA	Orelac Racing Verdnatura	Ducati Panigale V2		11	8 Laps		1'41.099	260,9	1'40.366	259,6
RET	16	69 T. BOOTH-AMOS	GBR	Motozoo ME AIR Racing	Kawasaki ZX-6R	*	11	8 Laps		1'41.413	262,1	1'41.208	257,1
RET	23	22 F. FULIGNI	ITA	Orelac Racing Verdnatura	Ducati Panigale V2	*	3	16 Laps		1'43.690	262,1	1'42.261	260,2

AIR	Humidity:	36%	Temp:	31°C
TRACK	Condition:	Dry	Temp:	47°C

Records	Pole [SP]	2023	N.Bulega	1'40.074	158,679 Km/h
	Race [RC2]	2022	L.Baldassarri	1'40.547	157,932 Km/h
	All Times [SP]	2023	N.Bulega	1'40.074	158,679 Km/h
Race Fastest Lap	[New Record]	Lap 4	V.Debise	1'40.520	157,975 Km/h

LAP LEADERS				
No. Rider	From	To	Laps	Total
11 N. BULEGA	1	19	19	19

TOTAL LEADER LAPS	
No. Rider	Laps
11 N. BULEGA	203
62 S. MANZI	40
61 C. ONCU	28
54 B. SOFUOGLU	17
95 T. MACKENZIE	9
64 F. CARICASULO	8
23 M. SCHROETTER	1
94 V. DEBISE	1

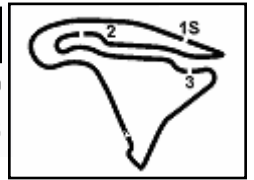
* WorldSSP Challenge

10/09/2023 Start 12:30 End 13:05 The results are provisional until the end of the time limit for protests and appeals and the completion of the technical checks.

These data/results cannot be reproduced, stored and/or transmitted in whole or in part by any manner of electronic, mechanical, photocopying, recording, broadcasting or otherwise now known or herein after developed without the previous express consent by the copyright owner, except for reproduction in daily press and regular printed publications on sale to the public within 60 days of the event related to those data/results and always provided that copyright symbol appears together as follows below.

© DORNA WSBK ORGANIZATION Srl 2023





Pirelli French Round, 8-10 September 2023
Results Race 2

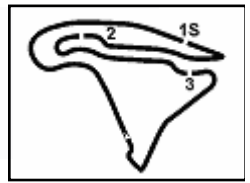
Race Highlights

Time	No. Rider	Description
12.27.56		Warm-up Lap Started
12.30.28		Start
12.31.34	99 A. HUERTAS	Long Lap Penalty - Irresponsible Riding during warm up
12.32.06		No Jump Starts
12.34.47	99 A. HUERTAS	LLP Completed
12.36.30	16 Y. OKAYA	Crashed - Turn 5
12.36.30	22 F. FULIGNI	Crashed - Turn 5
12.36.52	16 Y. OKAYA	Re-joined
12.37.13	22 F. FULIGNI	Not Actively Competing
12.37.30		Incident in turn 5 under investigation
12.38.03		New Best Race Lap
12.39.54	22 F. FULIGNI	Medical Centre
12.41.12	16 Y. OKAYA	Long Lap Penalty - Irresponsible Riding
12.46.38	16 Y. OKAYA	Double Long Lap Penalty - Ignoring Long Lap Penalty
12.47.45	16 Y. OKAYA	1xLLP Completed
12.47.47	51 A. SARMOON	Short cut at T6 under investigation
12.48.33	69 T. BOOTH-AMOS	Technical Problem
12.49.15	71 T. EDWARDS	Crashed - Turn 13
12.49.21	71 T. EDWARDS	Re-joined
12.49.35	16 Y. OKAYA	2xLLP Completed
12.50.05	69 T. BOOTH-AMOS	Entered Pits
12.50.35		2/3 of Race Distance Completed
12.50.47	3 R. DE ROSA	Technical Problem - Turn 8
12.51.17	69 T. BOOTH-AMOS	Retired
12.51.25	3 R. DE ROSA	Not Actively Competing
12.51.56	51 A. SARMOON	Short cut at T6 with advantage - Long Lap Penalty
12.53.09	73 M. KOFLER	Entered Pits
12.54.25	73 M. KOFLER	Retired
12.57.33	54 B. SOFUOGLU	Crashed - Turn 13
12.57.49	51 A. SARMOON	Double Long Lap Penalty - Ignoring Long Lap Penalty
12.59.25	54 B. SOFUOGLU	Not Actively Competing
13.02.48	51 A. SARMOON	+6 seconds penalty equals to 2 long laps
13.03.36		Podium Confirmed
13.04.10		Results confirmed
13.05.06		End Of Session

10/09/2023 Start End The results are provisional until the end of the time limit for protests and appeals and the completion of the technical checks.

These data/results cannot be reproduced, stored and/or transmitted in whole or in part by any manner of electronic, mechanical, photocopying, recording, broadcasting or otherwise now known or herein after developed without the previous express consent by the copyright owner, except for reproduction in daily press and regular printed publications on sale to the public within 60 days of the event related to those data/results and always provided that copyright symbol appears together as follows below.

© DORNA WSBK ORGANIZATION Srl 2023



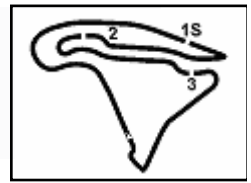
Magny-Cours 4.411 m

Pirelli French Round, 8-10 September 2023
Championship Standings

	Points	Points From First	Points From Previous	February 26 PHILLIP ISLAND	March 5 MANDALIKA	April 23 ASSEN	May 7 BARCELONA	June 4 MISANO	July 2 DONINGTON PARK	July 16 IMOLA	July 30 MOST	September 10 MAGNY-COURS	September 24 ARAGON	October 1 PORTIMAO	October 29 JEREZ				
1 BULEGA Nicolo (ITA)	358			25 25 1 1	11 16 1 1	25 25 1 1	25 1	25 20 1 1	25 25 1 1	16 20 1 1	25 1	25 25 1 1							
2 MANZI Stefano (ITA)	298	60		10 20 6 2	9 20 3 2	11 20 2 2	10 16 2 3	20 25 2 2	20 11 2 2	25 25 2 2	20 2	20 16 2 2							
3 SCHROETTER Marcel (GER)	236	122	62	9 13 7 3	13 11 5 5	20 13 3 3	20 20 3 2	13 16 3 3	8 3	20 8 3 3	10 20 3 3	9 13 3 3							
4 CARICASULO Federico (ITA)	181	177	55	6 10 14	20 25 6 4	10 16 5 4	11 10 4 4	16 13 4 4	13 16 4 3		6 5 4 4	8 6 4 4							
5 SOFUOGLU Bahattin (TUR)	136	222	45		5 7 6 16 15 11	5 13 13	16 25 10 7		9 3 8 7 7	13 5 5	16 16 5 5	7 5 5							
6 DEBISE Valentin (FRA)	134	224	2	3 8 13 10	10 8 10	13 10 8 7	8 13 8 6		6 9 9 8	9 8 8	5 4 8 8	16 20 7 6							
7 TUULI Niki (FIN)	131	227	3	13 7 4 4	16 10 4 5	4 11 6 6	6 8 5 5	7 6 5 5	1 4 5 5		9 7 6 6	11 11 6 6							
8 HUERTAS Adrian (ESP)	111	247	20			3 8 21 17	4 4 15 14	5 11 14 13	10 13 13 12	6 13 13 11	11 1 11 11	13 9 8 8							
9 MONTELLA Yari (ITA)	105	253	6			8 18 19	5 18 18	11 14 16	16 20 14 11	11 16 10 9		10 8 12 12							
10 VAN STRAALLEN Glenn (NED)	103	255	2	2 11 14 9	5 11 11	16 5 8 9	13 11 8 8	9 6 7	11 6 6 6	3 7 7	8 7 7	3 9 10							
11 NAVARRO Jorge (ESP)	101	257	2	7 10 9 7	4 8 8 8	6 9 7 7	9 7 7 10	8 7 8	4 5 8 9	10 9 9	7 8 10	7 12 11							
12 DE ROSA Raffaele (ITA)	95	263	6	9 13	9 16 11	7 7 12 10	1 6 12 12		9 7 12 14	10 11 12 12	13 6 10 9	6 11 12							
13 SPINELLI Nicholas (ITA)	66	292	29	20 2 4	7 10 9	2 11 12	7 9 11 11	4 8 11 11		9 11 13		13 13 13 13							
14 ONCU Can (TUR)	65	293	1	16 8	25 13 2 3	9 4 5		6 8 10 10	10 10 10 10	14 14 14 14	14 14 14 14	14 14 14 14							
15 BOOTH-AMOS Tom (GBR)	50	308	15			1 6 23 20	3 2 19 19	4 20 18	7 10 17 15	8 15 15	3 3 15 15	3 15 15							
16 MCPHEE John (GBR)	47	311	3	16 4 3 4	6 5 6 7		10 11 13 13	13 14 13 14	15 16 15 16		2 16 17	13 1 17 16							
17 MACKENZIE Tarran (GBR)	40	318	7	11 5 10	2 2 13 15		15 15 15 16	17 20 17 20	20 20 20 20	20 20 20 20	20 17 20 17	25 17 17							
18 MAHIAS Lucas (FRA)	37	321	3				3 25	6 7 21 18	5 19 19	7 7 17 16	2 16 18	18 18 18 18							
19 BAYLISS Oliver (AUS)	26	332	11	6 14	8 4 12 11		14 14 14 15	3 5 16 15	16 17 16 17	18 18 18 18	18 19 18 19	19 19 19 19							
20 CORSI Simone (ITA)	23	335	3			3 24	24 25 24 25	10 10 19 17	17 18 17 18	19 19 19 19	19 20 19 20	20 20 20 20							
21 SARMOON Anupab (THA)	22	336	1	8 2 8 12	3 1 13 16	16 16 16 16	17 17 17 17	18 21 18 21	21 22 21 22	22 22 22 22	23 21 23 21	21 21 21 21							
22 VERDOIA Andy (FRA)	21	337	1						3 27	2 6 25 23	4 20 23	5 1 22 22							
23 NORRODIN Adam (MAS)	20	338	1	4 1 12 16	1 3 17 17	17 18 17 18	20 20 20 20	21 23 21 23	23 23 23 23	23 25 23 25	25 22 25 22	22 23 22 23							
24 DALLA PORTA Lorenzo (ITA)	16	342	4									6 10 29 24							
25 EDWARDS Tom (AUS)	15	343	1			1 25	2 5 24 21	3 23 22	2 2 22 20	20 20 20 20	20 23 20 23	24 25 24 25							

10/09/2023 First Line: Championship Standings - Second Line: Ranking Progression
 These data/results cannot be reproduced, stored and/or transmitted in whole or in part by any manner of electronic, mechanical, photocopying, recording, broadcasting or otherwise now known or herein after developed without the previous express consent by the copyright owner, except for reproduction in daily press and regular printed publications on sale to the public within 60 days of the event related to those data/results and always provided that copyright symbol appears together as follows below.
 © DORNA WSBK ORGANIZATION Srl 2023





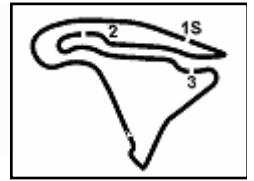
Magny-Cours 4.411 m

Pirelli French Round, 8-10 September 2023
Championship Standings

	Points	Points From First	Points From Previous	February 26 PHILLIP ISLAND	March 5 MANDALIKA	April 23 ASSEN	May 7 BARCELONA	June 4 MISANO	July 2 DONINGTON PARK	July 16 IMOLA	July 30 MOST	September 10 MAGNY-COURS	September 24 ARAGON	October 1 PORTIMAO	October 29 JEREZ									
26 GRADINGER Thomas (AUT)	10	348	5								10	25	25	26										
27 FULIGNI Federico (ITA)	10	348	0					1	27	28	28	29	31	33	33	25	25	26						
28 FULIGNI Filippo (ITA)	10	348	0							5	5	25	24	24	25	25	26							
29 GIMBERT Johan (FRA)	9	349	1									4	5	31	29									
30 MANTOVANI Andrea (ITA)	9	349	0			2	4	2	1	23	23	23	23	23	25	25	28	28	29					
31 JESPERSEN Simon (DEN)	6	352	3									2	4	37	31									
32 TRUELOVE Harry (GBR)	5	353	1	5	11	16	18	18	19	22	22	23	25	25	25	25	27	29	30	32				
33 KOFLER Maximilian (AUT)	4	354	1								4	28	28	30	31	33								
34 OTTAVIANI Luca (ITA)	4	354	0							4	28	28	28	30	31	33								
35 WONGTHANANON Apiwath (THA)	4	354	0	1	3	15	19	19	20	23	23	24	26	26	26	26	26	26	28	28	28	30	31	33
36 DIAZ Alvaro (ESP)	3	355	1								3	31	31	33	35	36								
37 KOFLER Andreas (AUT)	3	355	0								1	2	33	33	35	36								
38 BUSSOLOTTI Marco (ITA)	2	356	1					2	27	27	28	30	32	32	35	37	38							
39 POWER Luke (AUS)	1	357	1								1	33	33	36	39	39								
40 VALTULINI Stefano (ITA)	1	357	0							1	31	33	33	36	39	39								
41 IRWIN Rhys (IRL)	1	357	0						1	29	31	33	33	36	39	39								
42 FERNANDEZ GONZALEZ	1	357	0				1	27	27	28	28	29	31	33	33	36	39	39						

10/09/2023 First Line: Championship Standings - Second Line: Ranking Progression
 These data/results cannot be reproduced, stored and/or transmitted in whole or in part by any manner of electronic, mechanical, photocopying, recording, broadcasting or otherwise now known or herein after developed without the previous express consent by the copyright owner, except for reproduction in daily press and regular printed publications on sale to the public within 60 days of the event related to those data/results and always provided that copyright symbol appears together as follows below.
 © DORNA WSBK ORGANIZATION Srl 2023





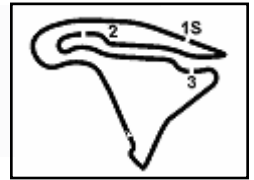
Magny-Cours 4.411 m

Pirelli French Round, 8-10 September 2023
Championship Standings

Points	Points From First	Points From Previous	WorldSSP Challenge																
			April 23 ASSEN	May 7 BARCELONA	June 4 MISANO	July 2 DONINGTON PARK	July 16 IMOLA	July 30 MOST	September 10 MAGNY-COURS	September 24 ARAGON	October 1 PORTIMAO								
1 BOOTH-AMOS Tom (GBR)	50		1 1	6 1	3 1	2 1	4 1	7 1	10 1	8 1	3 1	3 1	3 1						
2 EDWARDS Tom (AUS)	15 35		1 2	2 2	5 2	3 2	2 2	2 2	2 2	2 2	2 2	2 2	2 2						
3 FULIGNI Federico (ITA)	10 40 5					1 3	3 3	3 3	3 3	5 5	9 3	3 3							
4 KOFLER Maximilian (AUT)	4 46 6									4 3	3 3	4 4	4 4						
5 DIAZ Alvaro (ESP)	3 47 1									3 4	4 4	5 5	5 5						
6 POWER Luke (AUS)	1 49 2									1 5	5 5	6 6	6 6						
7 VALTULINI Stefano (ITA)	1 49 0									1 3	5 5	6 6	6 6						

10/09/2023 First Line: Championship Standings - Second Line: Ranking Progression
 These data/results cannot be reproduced, stored and/or transmitted in whole or in part by any manner of electronic, mechanical, photocopying, recording, broadcasting or otherwise now known or herein after developed without the previous express consent by the copyright owner, except for reproduction in daily press and regular printed publications on sale to the public within 60 days of the event related to those data/results and always provided that copyright symbol appears together as follows below.
 © DORNA WSBK ORGANIZATION Srl 2023





Magny-Cours 4.411 m

Pirelli French Round, 8-10 September 2023
Lap Chart Race 2

1 / 4

		Lap																			
	1	2	3	4	5	6	7	8	9	10	11	12	13	14	15	16	17	18	19		
1	11	11	11	11	11	11	11	11	11	11	11	11	11	11	11	11	11	11	11	11	
2	94	94	94	94	94	94	94	94	94	94	94	94	94	94	94	94	94	94	94	94	
3	3	3	62	62	62	62	62	62	62	62	62	62	62	62	62	62	62	62	62	62	
4	55	62	3	3	3	3	3	3	3	3	3	66	66	66	66	23	23	23	23	23	
5	62	55	55	55	55	55	66	66	66	66	66	23	23	23	23	48	48	66	66	66	
6	66	99	66	66	66	66	23	23	23	23	23	48	48	48	48	66	66	48	48	48	
7	99	66	64	64	23	23	55	55	55	55	99	99	99	99	99	99	99	99	99	99	
8	64	64	23	23	64	64	9	9	9	48	48	55	55	55	55	55	55	55	55	55	
9	23	23	9	9	9	9	64	64	99	64	99	64	64	64	9	9	9	9	9	9	
10	9	9	99	99	99	99	99	99	99	48	99	64	9	9	9	64	64	64	64	64	
11	48	69	69	69	69	48	48	48	48	64	9	9	54	54	54	54	86	86	86	86	
12	28	48	48	48	48	69	69	69	69	54	54	86	86	86	86	43	43	43	43	43	
13	69	43	54	54	54	54	54	54	54	86	86	43	43	43	43	28	28	28	28	28	
14	43	54	86	86	86	86	86	86	86	43	43	28	28	28	28	61	61	61	61	61	
15	86	86	43	25	25	28	28	28	28	69	28	50	50	25	61	50	50	25	25	25	
16	54	25	25	43	28	43	43	43	43	28	50	25	25	61	25	25	25	50	50	50	
17	25	71	71	28	43	25	25	71	71	71	25	61	61	50	50	47	47	47	47	47	
18	71	28	28	50	71	71	71	25	25	25	61	47	47	47	47	68	68	17	68	68	
19	51	51	50	71	50	50	50	50	50	50	47	17	17	17	68	17	17	68	17	17	
20	50	50	51	51	51	51	61	61	61	61	61	17	51	51	51	17	51	51	51	51	
21	47	47	61	61	61	61	51	47	47	47	47	51	68	68	68	51	95	95	95	95	
22	17	61	47	47	47	47	47	17	17	17	68	95	95	95	95	27	27	27	27	27	
23	61	17	17	17	17	17	17	51	51	51	95	27	27	27	27	71	71	71	71	71	
24	27	27	95	95	95	95	95	95	95	68	68	27	73	73	71	71	16	16	16	16	
25	22	22	22	68	68	68	68	68	95	95	73	71	71	16	16						
26	73	73	16	27	27	27	27	27	27	27	71	16	16								
27	95	95	27	73	73	73	73	73	73	73	69										
28	16	16	68	16	16	16	16	16	16	16	16										
29	68	68	73																		

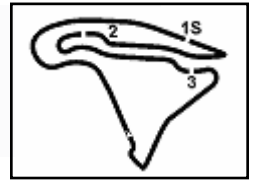
Final Result		
1	11 N. BULEGA	Laps 19
2	94 V. DEBISE	1.991
3	62 S. MANZI	12.441
4	23 M. SCHROETTER	15.582
5	66 N. TUULI	17.009
6	48 L. DALLA PORTA	17.401
7	99 A. HUERTAS	17.512
8	55 Y. MONTELLA	20.190
9	9 J. NAVARRO	21.264
10	64 F. CARICASULO	22.094
11	86 J. GIMBERT	31.068
12	43 S. JESPERSEN	34.992
13	28 G. VAN STRAALLEN	36.725
14	61 C. ONCU	39.663
15	25 A. VERDOIA	40.502
16	50 D. VOSTATEK	40.864
17	47 A. KOFLER	44.827
18	68 L. POWER	51.802
19	17 J. MCPHEE	52.119
20	95 T. MACKENZIE	52.540
21	27 A. DIAZ	54.907
22	51 A. SARMOON (P)	58.460
23	71 T. EDWARDS	1'12.164
24	16 V. OKAYA	1 Lap
RET	54 B. SOFIOGLU	4 Laps
RET	73 M. KOFLER	6 Laps
RET	3 R. DE ROSA	8 Laps
RET	69 T. BOOTH-AMOS	8 Laps
RET	22 F. FULIGNI	16 Laps

10/09/2023

These data/results cannot be reproduced, stored and/or transmitted in whole or in part by any manner of electronic, mechanical, photocopying, recording, broadcasting or otherwise now known or herein after developed without the previous express consent by the copyright owner, except for reproduction in daily press and regular printed publications on sale to the public within 60 days of the event related to those data/results and always provided that copyright symbol appears together as follows below.

© DORNA WSBK ORGANIZATION Srl 2023





Magny-Cours 4.411 m

Pirelli French Round, 8-10 September 2023
Lap Chart Race 2

2 / 4

Lap 1		
1	11	N.Bulega 1'40.329
2	94	V.Debise 0.674
3	3	R.De Rosa 1.100
4	55	Y.Montella 1.462
5	62	S.Manzi 1.655
6	66	N.Tuuli 1.965
7	99	A.Huertas 2.106
8	64	F.Caricasulo 2.646
9	23	M.Schroetter 2.986
10	9	J.Navarro 3.136
11	48	L.Dalla Porta 3.646
12	28	G.van Straalen 3.772
13	69	T.Booth-Amos 3.966
14	43	S.Jespersen 4.105
15	86	J.Gimbert 4.281
16	54	B.Sofuoglu 4.492
17	25	A.Verdoia 4.831
18	71	T.Edwards 5.062
19	51	A.Sarmoon 5.261
20	50	O.Vostatek 5.497
21	47	A.Kofler 5.774
22	17	J.McPhee 6.009
23	61	C.Oncu 6.236
24	27	A.Diaz 6.434
25	22	F.Fuligni 6.853
26	73	M.Kofler 7.156
27	95	T.Mackenzie 7.242
28	16	Y.Okaya 7.578
29	68	L.Power 7.702

11	69	T.Booth-Amos 5.917
12	48	L.Dalla Porta 6.222
13	54	B.Sofuoglu 7.326
14	86	J.Gimbert 7.430
15	43	S.Jespersen 7.725
16	25	A.Verdoia 8.004
17	71	T.Edwards 8.161
18	28	G.van Straalen 8.336
19	50	O.Vostatek 8.648
20	51	A.Sarmoon 9.245
21	61	C.Oncu 11.153
22	47	A.Kofler 11.505
23	17	J.McPhee 11.800
24	95	T.Mackenzie 12.311
25	22	F.Fuligni 12.679
26	16	Y.Okaya 13.056
27	27	A.Diaz 13.270
28	68	L.Power 13.407
29	73	M.Kofler 14.142

23	17	J.McPhee 16.522
24	95	T.Mackenzie 17.357
25	68	L.Power 18.127
26	27	A.Diaz 19.181
27	73	M.Kofler 19.970
28	16	Y.Okaya 54.739

Lap 6		
1	11	N.Bulega 10'04.046
2	94	V.Debise 0.172
3	62	S.Manzi 3.113
4	3	R.De Rosa 3.759
5	55	Y.Montella 6.189
6	66	N.Tuuli 6.362
7	23	M.Schroetter 6.754
8	64	F.Caricasulo 7.161
9	9	J.Navarro 7.387
10	99	A.Huertas 7.616
11	48	L.Dalla Porta 8.286
12	69	T.Booth-Amos 8.583
13	54	B.Sofuoglu 10.805
14	86	J.Gimbert 10.967
15	28	G.van Straalen 13.012
16	43	S.Jespersen 13.365
17	25	A.Verdoia 13.843
18	71	T.Edwards 14.148
19	50	O.Vostatek 14.667
20	51	A.Sarmoon 16.657
21	61	C.Oncu 16.816
22	47	A.Kofler 17.868
23	17	J.McPhee 18.554
24	95	T.Mackenzie 19.626
25	68	L.Power 20.670
26	27	A.Diaz 21.411
27	73	M.Kofler 22.265
28	16	Y.Okaya 1'00.296

6	23	M.Schroetter 8.230
7	55	Y.Montella 8.574
8	9	J.Navarro 8.821
9	64	F.Caricasulo 9.329
10	99	A.Huertas 9.490
11	48	L.Dalla Porta 9.730
12	69	T.Booth-Amos 10.288
13	54	B.Sofuoglu 12.965
14	86	J.Gimbert 13.212
15	28	G.van Straalen 15.987
16	43	S.Jespersen 16.188
17	71	T.Edwards 17.163
18	25	A.Verdoia 17.497
19	50	O.Vostatek 17.844
20	61	C.Oncu 20.724
21	47	A.Kofler 22.461
22	17	J.McPhee 23.135
23	51	A.Sarmoon 23.354
24	95	T.Mackenzie 24.804
25	68	L.Power 25.085
26	27	A.Diaz 26.111
27	73	M.Kofler 29.441
28	16	Y.Okaya 1'07.854

Lap 2		
1	11	N.Bulega 3'21.051
2	94	V.Debise 0.616
3	3	R.De Rosa 1.503
4	62	S.Manzi 1.631
5	55	Y.Montella 2.323
6	99	A.Huertas 2.507
7	66	N.Tuuli 2.872
8	64	F.Caricasulo 3.301
9	23	M.Schroetter 3.782
10	9	J.Navarro 4.151
11	69	T.Booth-Amos 5.311
12	48	L.Dalla Porta 5.681
13	43	S.Jespersen 5.868
14	54	B.Sofuoglu 6.082
15	86	J.Gimbert 6.328
16	25	A.Verdoia 6.615
17	71	T.Edwards 6.792
18	28	G.van Straalen 7.049
19	51	A.Sarmoon 7.350
20	50	O.Vostatek 7.539
21	47	A.Kofler 8.106
22	61	C.Oncu 8.358
23	17	J.McPhee 8.906
24	27	A.Diaz 9.531
25	22	F.Fuligni 9.851
26	73	M.Kofler 10.122
27	95	T.Mackenzie 10.217
28	16	Y.Okaya 10.391
29	68	L.Power 10.485

Lap 4		
1	11	N.Bulega 6'42.458
2	94	V.Debise 0.262
3	62	S.Manzi 2.344
4	3	R.De Rosa 2.704
5	55	Y.Montella 4.195
6	66	N.Tuuli 4.659
7	64	F.Caricasulo 5.146
8	23	M.Schroetter 5.425
9	9	J.Navarro 5.752
10	99	A.Huertas 6.174
11	69	T.Booth-Amos 6.785
12	48	L.Dalla Porta 6.953
13	54	B.Sofuoglu 8.827
14	86	J.Gimbert 9.044
15	25	A.Verdoia 9.766
16	43	S.Jespersen 9.908
17	28	G.van Straalen 10.115
18	50	O.Vostatek 10.635
19	71	T.Edwards 10.904
20	51	A.Sarmoon 11.973
21	61	C.Oncu 13.303
22	47	A.Kofler 13.868
23	17	J.McPhee 14.250
24	95	T.Mackenzie 15.132
25	68	L.Power 15.954
26	27	A.Diaz 16.656
27	73	M.Kofler 17.002
28	16	Y.Okaya 49.983

Lap 7		
1	11	N.Bulega 11'44.786
2	94	V.Debise 0.337
3	62	S.Manzi 3.471
4	3	R.De Rosa 4.234
5	66	N.Tuuli 7.022
6	23	M.Schroetter 7.384
7	55	Y.Montella 7.732
8	9	J.Navarro 8.033
9	64	F.Caricasulo 8.449
10	99	A.Huertas 8.642
11	48	L.Dalla Porta 8.892
12	69	T.Booth-Amos 9.296
13	54	B.Sofuoglu 11.876
14	86	J.Gimbert 12.064
15	28	G.van Straalen 14.602
16	43	S.Jespersen 14.877
17	25	A.Verdoia 15.514
18	71	T.Edwards 15.701
19	50	O.Vostatek 16.148
20	61	C.Oncu 18.790
21	51	A.Sarmoon 20.079
22	47	A.Kofler 20.505
23	17	J.McPhee 20.781
24	95	T.Mackenzie 22.285
25	68	L.Power 22.849
26	27	A.Diaz 23.497
27	73	M.Kofler 24.658
28	16	Y.Okaya 1'04.365

Lap 9		
1	11	N.Bulega 15'06.418
2	94	V.Debise 0.177
3	62	S.Manzi 4.424
4	3	R.De Rosa 5.175
5	66	N.Tuuli 8.489
6	23	M.Schroetter 8.805
7	55	Y.Montella 9.282
8	9	J.Navarro 9.584
9	99	A.Huertas 9.770
10	48	L.Dalla Porta 10.488
11	64	F.Caricasulo 10.873
12	69	T.Booth-Amos 11.088
13	54	B.Sofuoglu 13.927
14	86	J.Gimbert 14.132
15	28	G.van Straalen 17.479
16	43	S.Jespersen 17.628
17	71	T.Edwards 18.832
18	25	A.Verdoia 19.147
19	50	O.Vostatek 19.307
20	61	C.Oncu 22.579
21	47	A.Kofler 24.055
22	17	J.McPhee 25.273
23	51	A.Sarmoon 25.540
24	68	L.Power 27.069
25	95	T.Mackenzie 27.486
26	27	A.Diaz 28.234
27	73	M.Kofler 32.909
28	16	Y.Okaya 1'11.343

Lap 3		
1	11	N.Bulega 5'01.913
2	94	V.Debise 0.287
3	62	S.Manzi 1.704
4	3	R.De Rosa 2.131
5	55	Y.Montella 3.247
6	66	N.Tuuli 3.402
7	64	F.Caricasulo 4.223
8	23	M.Schroetter 4.486
9	9	J.Navarro 4.666
10	99	A.Huertas 5.493

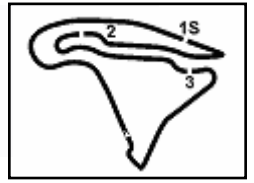
Lap 5		
1	11	N.Bulega 8'23.251
2	94	V.Debise 0.196
3	62	S.Manzi 2.685
4	3	R.De Rosa 3.357
5	55	Y.Montella 5.459
6	66	N.Tuuli 5.681
7	23	M.Schroetter 6.254
8	64	F.Caricasulo 6.421
9	9	J.Navarro 6.831
10	99	A.Huertas 6.978
11	69	T.Booth-Amos 7.536
12	48	L.Dalla Porta 7.785
13	54	B.Sofuoglu 9.767
14	86	J.Gimbert 9.902
15	25	A.Verdoia 11.149
16	28	G.van Straalen 11.374
17	43	S.Jespersen 11.577
18	71	T.Edwards 12.144
19	50	O.Vostatek 12.942
20	51	A.Sarmoon 14.123
21	61	C.Oncu 15.023
22	47	A.Kofler 15.758

Lap 8		
1	11	N.Bulega 13'25.574
2	94	V.Debise 0.232
3	62	S.Manzi 3.749
4	3	R.De Rosa 4.545
5	66	N.Tuuli 7.769

Lap 10		
1	11	N.Bulega 16'47.200
2	94	V.Debise 0.193
3	62	S.Manzi 4.829
4	3	R.De Rosa 5.854
5	66	N.Tuuli 9.548
6	23	M.Schroetter 10.038
7	55	Y.Montella 10.279
8	48	L.Dalla Porta 11.057
9	64	F.Caricasulo 11.778
10	99	A.Huertas 11.893
11	9	J.Navarro 12.490
12	54	B.Sofuoglu 15.053
13	86	J.Gimbert 15.246
14	43	S.Jespersen 19.203
15	69	T.Booth-Amos 20.325
16	28	G.van Straalen 20.601
17	71	T.Edwards 20.747
18	25	A.Verdoia 21.103

10/09/2023
These data/results cannot be reproduced, stored and/or transmitted in whole or in part by any manner of electronic, mechanical, photocopying, recording, broadcasting or otherwise now known or herein after developed without the previous express consent by the copyright owner, except for reproduction in daily press and regular printed publications on sale to the public within 60 days of the event related to those data/results and always provided that copyright symbol appears together as follows below.
© DORNA WSBK ORGANIZATION Srl 2023





Magny-Cours 4.411 m

Pirelli French Round, 8-10 September 2023
Lap Chart Race 2

3 / 4

19	50	O.Vostatek	21.287
20	61	C.Oncu	24.462
21	47	A.Kofler	26.132
22	17	J.McPhee	27.652
23	51	A.Sarmoon	27.996
24	68	L.Power	28.997
25	95	T.Mackenzie	29.716
26	27	A.Diaz	30.403
27	73	M.Kofler	37.048
28	16	Y.Dkaya	1'21.295

4	66	N.Tuuli	11.967
5	23	M.Schroetter	12.337
6	48	L.Dalla Porta	12.594
7	99	A.Huertas	13.425
8	55	Y.Montella	14.393
9	64	F.Caricasulo	15.138
10	9	J.Navarro	15.539
11	54	B.Sofuoglu	18.359
12	86	J.Gimbert	18.677
13	43	S.Jespersen	23.971
14	28	G.van Straalen	26.542
15	50	O.Vostatek	28.462
16	25	A.Verdoia	29.000
17	61	C.Oncu	29.808
18	47	A.Kofler	31.844
19	17	J.McPhee	35.116
20	51	A.Sarmoon	35.399
21	68	L.Power	35.672
22	95	T.Mackenzie	36.961
23	27	A.Diaz	38.507
24	73	M.Kofler	57.060
25	71	T.Edwards	57.557
26	16	Y.Dkaya	1'36.390

22	95	T.Mackenzie	41.625
23	27	A.Diaz	43.940
24	71	T.Edwards	1'02.687
25	16	Y.Dkaya	

16	50	O.Vostatek	39.830
17	47	A.Kofler	42.022
18	17	J.McPhee	48.698
19	68	L.Power	48.835
20	51	A.Sarmoon	49.224
21	95	T.Mackenzie	49.377
22	27	A.Diaz	52.342
23	71	T.Edwards	1'09.784
24	16	Y.Dkaya	

Lap 11			
1	11	N.Bulega	18'28.201
2	94	V.Debise	0.260
3	62	S.Manzi	5.074
4	3	R.De Rosa	6.183
5	66	N.Tuuli	10.236
6	23	M.Schroetter	10.648
7	55	Y.Montella	10.802
8	48	L.Dalla Porta	11.482
9	99	A.Huertas	12.712
10	64	F.Caricasulo	12.944
11	9	J.Navarro	13.188
12	54	B.Sofuoglu	15.814
13	86	J.Gimbert	16.093
14	43	S.Jespersen	20.761
15	28	G.van Straalen	22.501
16	50	O.Vostatek	23.748
17	25	A.Verdoia	24.666
18	61	C.Oncu	26.496
19	47	A.Kofler	27.957
20	17	J.McPhee	30.110
21	51	A.Sarmoon	30.543
22	68	L.Power	30.968
23	95	T.Mackenzie	32.211
24	27	A.Diaz	33.703
25	73	M.Kofler	42.647
26	71	T.Edwards	51.731
27	69	T.Booth-Amos	1'14.217
28	16	Y.Dkaya	1'29.767

Lap 14			
1	11	N.Bulega	23'30.709
2	94	V.Debise	0.376
3	62	S.Manzi	6.794
4	66	N.Tuuli	12.583
5	23	M.Schroetter	12.909
6	48	L.Dalla Porta	13.103
7	99	A.Huertas	13.688
8	55	Y.Montella	15.015
9	64	F.Caricasulo	15.837
10	9	J.Navarro	16.506
11	54	B.Sofuoglu	19.392
12	86	J.Gimbert	19.754
13	43	S.Jespersen	25.365
14	28	G.van Straalen	28.040
15	25	A.Verdoia	30.991
16	61	C.Oncu	31.250
17	50	O.Vostatek	31.502
18	47	A.Kofler	33.343
19	17	J.McPhee	37.770
20	51	A.Sarmoon	37.943
21	68	L.Power	38.130
22	95	T.Mackenzie	39.005
23	27	A.Diaz	40.991
24	71	T.Edwards	1'00.036
25	16	Y.Dkaya	

Lap 16			
1	11	N.Bulega	26'52.194
2	94	V.Debise	0.799
3	62	S.Manzi	9.049
4	23	M.Schroetter	14.204
5	48	L.Dalla Porta	15.094
6	66	N.Tuuli	15.298
7	99	A.Huertas	15.528
8	55	Y.Montella	16.988
9	9	J.Navarro	18.786
10	64	F.Caricasulo	19.151
11	86	J.Gimbert	24.129
12	43	S.Jespersen	28.431
13	28	G.van Straalen	32.292
14	61	C.Oncu	34.367
15	50	O.Vostatek	35.645
16	25	A.Verdoia	36.256
17	47	A.Kofler	37.734
18	68	L.Power	43.192
19	17	J.McPhee	43.699
20	51	A.Sarmoon	44.146
21	95	T.Mackenzie	45.106
22	27	A.Diaz	46.847
23	71	T.Edwards	1'04.969
24	16	Y.Dkaya	

Lap 19			
1	11	N.Bulega	31'55.603
2	94	V.Debise	1.991
3	62	S.Manzi	12.441
4	23	M.Schroetter	15.582
5	66	N.Tuuli	17.009
6	48	L.Dalla Porta	17.401
7	99	A.Huertas	17.512
8	55	Y.Montella	20.190
9	9	J.Navarro	21.264
10	64	F.Caricasulo	22.094
11	86	J.Gimbert	31.068
12	43	S.Jespersen	34.992
13	28	G.van Straalen	36.725
14	61	C.Oncu	39.663
15	25	A.Verdoia	40.502
16	50	O.Vostatek	40.864
17	47	A.Kofler	44.827
18	68	L.Power	51.802
19	17	J.McPhee	52.119
20	51	A.Sarmoon	52.460
21	95	T.Mackenzie	52.540
22	27	A.Diaz	54.907
23	71	T.Edwards	1'12.164

Lap 12			
1	11	N.Bulega	20'08.867
2	94	V.Debise	0.521
3	62	S.Manzi	5.684
4	66	N.Tuuli	11.130
5	23	M.Schroetter	11.657
6	48	L.Dalla Porta	12.190
7	99	A.Huertas	13.177
8	55	Y.Montella	13.796
9	64	F.Caricasulo	14.322
10	9	J.Navarro	14.615
11	54	B.Sofuoglu	17.371
12	86	J.Gimbert	17.611
13	43	S.Jespersen	22.413
14	28	G.van Straalen	24.262
15	50	O.Vostatek	25.759
16	25	A.Verdoia	26.862
17	61	C.Oncu	28.436
18	47	A.Kofler	30.014
19	17	J.McPhee	32.710
20	51	A.Sarmoon	33.092
21	68	L.Power	33.413
22	95	T.Mackenzie	34.745
23	27	A.Diaz	36.336
24	73	M.Kofler	48.355
25	71	T.Edwards	55.134
26	16	Y.Dkaya	1'33.682

Lap 15			
1	11	N.Bulega	25'11.307
2	94	V.Debise	0.758
3	62	S.Manzi	8.267
4	66	N.Tuuli	13.400
5	23	M.Schroetter	13.681
6	48	L.Dalla Porta	13.904
7	99	A.Huertas	14.498
8	55	Y.Montella	16.060
9	9	J.Navarro	17.810
10	64	F.Caricasulo	18.233
11	54	B.Sofuoglu	20.679
12	86	J.Gimbert	21.496
13	43	S.Jespersen	27.029
14	28	G.van Straalen	30.395
15	61	C.Oncu	32.906
16	25	A.Verdoia	33.635
17	50	O.Vostatek	33.783
18	47	A.Kofler	35.681
19	68	L.Power	40.810
20	17	J.McPhee	41.178
21	51	A.Sarmoon	41.443

Lap 17			
1	11	N.Bulega	28'32.942
2	94	V.Debise	1.300
3	62	S.Manzi	10.313
4	23	M.Schroetter	14.950
5	48	L.Dalla Porta	15.905
6	66	N.Tuuli	16.156
7	99	A.Huertas	16.475
8	55	Y.Montella	18.084
9	9	J.Navarro	20.145
10	64	F.Caricasulo	20.567
11	86	J.Gimbert	26.751
12	43	S.Jespersen	30.196
13	28	G.van Straalen	33.848
14	61	C.Oncu	36.112
15	50	O.Vostatek	37.854
16	25	A.Verdoia	38.247
17	47	A.Kofler	40.229
18	68	L.Power	46.042
19	17	J.McPhee	46.372
20	51	A.Sarmoon	46.714
21	95	T.Mackenzie	47.522
22	27	A.Diaz	49.891
23	71	T.Edwards	1'07.832
24	16	Y.Dkaya	

Lap 13			
1	11	N.Bulega	21'49.739
2	94	V.Debise	0.618
3	62	S.Manzi	6.242

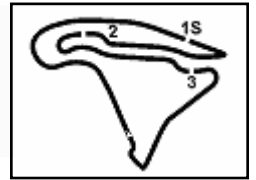
Lap 18			
1	11	N.Bulega	30'14.314
2	94	V.Debise	1.390
3	62	S.Manzi	11.397
4	23	M.Schroetter	14.996
5	66	N.Tuuli	16.830
6	48	L.Dalla Porta	17.123
7	99	A.Huertas	17.310
8	55	Y.Montella	18.890
9	9	J.Navarro	20.699
10	64	F.Caricasulo	21.177
11	86	J.Gimbert	28.444
12	43	S.Jespersen	32.986
13	28	G.van Straalen	34.856
14	61	C.Oncu	37.501
15	25	A.Verdoia	39.593

10/09/2023

These data/results cannot be reproduced, stored and/or transmitted in whole or in part by any manner of electronic, mechanical, photocopying, recording, broadcasting or otherwise now known or herein after developed without the previous express consent by the copyright owner, except for reproduction in daily press and regular printed publications on sale to the public within 60 days of the event related to those data/results and always provided that copyright symbol appears together as follows below.

© DORNA WSBK ORGANIZATION Srl 2023





Magny-Cours 4.411 m

4 / 4

Pirelli French Round, 8-10 September 2023
Lap Chart Race 2

Race Pace Comparison

	11 Bul	94 Deb	62 Man	23 Sch	66 Tuu	48 DPo	99 Hue	55 Mon	9 Nav	64 Car	86 Gim	43 Jes	28 vSt	61 Onc
1	1'40.329	1'41.003	1'41.984	1'43.315	1'42.294	1'43.975	1'42.435	1'41.791	1'43.465	1'42.975	1'44.610	1'44.434	1'44.101	1'46.565
2	1'40.722	1'40.664	1'40.698	1'41.518	1'41.629	1'42.757	1'41.123	1'41.583	1'41.737	1'41.377	1'42.769	1'42.485	1'43.999	1'42.844
3	1'40.862	1'40.533	1'40.935	1'41.566	1'41.392	1'41.403	1'43.848	1'41.786	1'41.377	1'41.784	1'41.964	1'42.719	1'42.149	1'43.657
4	1'40.545	1'40.520	1'41.185	1'41.484	1'41.802	1'41.276	1'41.226	1'41.493	1'41.631	1'41.468	1'42.159	1'42.728	1'42.324	1'42.695
5	1'40.793	1'40.727	1'41.134	1'41.622	1'41.815	1'41.625	1'41.597	1'42.057	1'41.872	1'42.068	1'41.651	1'42.462	1'42.052	1'42.513
6	1'40.795	1'40.771	1'41.223	1'41.295	1'41.476	1'41.296	1'41.433	1'41.525	1'41.351	1'41.535	1'41.860	1'42.583	1'42.433	1'42.588
7	1'40.740	1'40.905	1'41.098	1'41.370	1'41.400	1'41.346	1'41.766	1'42.283	1'41.386	1'42.028	1'41.837	1'42.252	1'42.330	1'42.714
8	1'40.788	1'40.683	1'41.066	1'41.634	1'41.535	1'41.626	1'41.636	1'41.630	1'41.576	1'41.668	1'41.936	1'42.099	1'42.173	1'42.722
9	1'40.844	1'40.789	1'41.519	1'41.419	1'41.564	1'41.602	1'41.124	1'41.552	1'41.607	1'42.388	1'41.764	1'42.284	1'42.336	1'42.699
10	1'40.782	1'40.798	1'41.187	1'42.015	1'41.841	1'41.351	1'42.905	1'41.779	1'43.688	1'41.687	1'41.896	1'42.357	1'43.904	1'42.665
11	1'41.001	1'41.068	1'41.246	1'41.611	1'41.689	1'41.426	1'41.820	1'41.524	1'41.699	1'42.167	1'41.848	1'42.559	1'42.901	1'43.035
12	1'40.666	1'40.927	1'41.276	1'41.675	1'41.560	1'41.374	1'41.131	1'43.660	1'42.093	1'42.044	1'42.184	1'42.318	1'42.427	1'42.606
13	1'40.872	1'40.969	1'41.430	1'41.552	1'41.709	1'41.276	1'41.120	1'41.469	1'41.796	1'41.688	1'41.938	1'42.430	1'43.152	1'42.244
14	1'40.970	1'40.728	1'41.522	1'41.542	1'41.586	1'41.479	1'41.233	1'41.592	1'41.937	1'41.669	1'42.047	1'42.364	1'42.468	1'42.412
15	1'40.598	1'40.980	1'42.071	1'41.370	1'41.415	1'41.399	1'41.408	1'41.643	1'41.902	1'42.994	1'42.340	1'42.262	1'42.953	1'42.254
16	1'40.887	1'40.928	1'41.669	1'41.410	1'42.785	1'42.077	1'41.917	1'41.815	1'41.863	1'41.805	1'43.520	1'42.289	1'42.784	1'42.348
17	1'40.748	1'41.249	1'42.012	1'41.494	1'41.606	1'41.559	1'41.695	1'41.844	1'42.107	1'42.164	1'43.370	1'42.513	1'42.304	1'42.493
18	1'41.372	1'41.462	1'42.456	1'41.418	1'42.046	1'42.590	1'42.207	1'42.178	1'41.926	1'41.982	1'43.065	1'44.162	1'42.380	1'42.761
19	1'41.289	1'41.890	1'42.333	1'41.875	1'41.468	1'41.567	1'41.491	1'42.589	1'41.854	1'42.206	1'43.913	1'43.295	1'43.158	1'43.451

	25 Ver	50 Vos	47 KoA	68 Pow	17 McP	95 Mac	27 Dia	51 Sar	71 Edw	16 Oka	54 Sof	73 Kof	3 DeR	69 Boo
1	1'45.160	1'45.826	1'46.103	1'48.031	1'46.338	1'47.571	1'46.763	1'45.590	1'45.391	1'47.907	1'44.821	1'47.485	1'41.429	1'44.295
2	1'42.506	1'42.764	1'43.054	1'43.505	1'43.619	1'43.697	1'43.819	1'42.811	1'42.452	1'43.535	1'42.312	1'43.688	1'41.125	1'42.067
3	1'42.251	1'41.971	1'44.261	1'43.784	1'43.756	1'42.956	1'44.601	1'42.757	1'42.231	1'43.527	1'42.106	1'44.882	1'41.490	1'41.468
4	1'42.307	1'42.532	1'42.908	1'43.092	1'42.995	1'43.366	1'43.931	1'43.273	1'43.288	2'17.472	1'42.046	1'43.405	1'41.118	1'41.413
5	1'42.176	1'43.100	1'42.683	1'42.966	1'43.065	1'43.018	1'43.318	1'42.943	1'42.033	1'45.549	1'41.733	1'43.761	1'41.446	1'41.544
6	1'43.489	1'42.520	1'42.905	1'43.338	1'42.827	1'43.064	1'43.025	1'43.329	1'42.799	1'46.352	1'41.833	1'43.090	1'41.197	1'41.842
7	1'42.411	1'42.221	1'43.377	1'42.919	1'42.967	1'43.399	1'42.826	1'44.162	1'42.293	1'44.809	1'41.811	1'43.133	1'41.215	1'41.453
8	1'42.771	1'42.484	1'42.744	1'43.024	1'43.142	1'43.307	1'43.402	1'44.063	1'42.250	1'44.277	1'41.877	1'45.571	1'41.099	1'41.780
9	1'42.494	1'42.307	1'42.438	1'42.828	1'42.982	1'43.526	1'42.967	1'43.030	1'42.513	1'44.333	1'41.806	1'44.312	1'41.474	1'41.644
10	1'42.738	1'42.762	1'42.859	1'42.710	1'43.161	1'43.012	1'42.951	1'43.238	1'42.697	1'50.734	1'41.908	1'44.921	1'41.461	1'50.019
11	1'44.564	1'43.462	1'42.826	1'42.972	1'43.459	1'43.496	1'44.301	1'43.548	2'11.985	1'49.473	1'41.762	1'46.600	1'41.330	2'34.893
12	1'42.862	1'42.677	1'42.723	1'43.111	1'43.266	1'43.200	1'43.299	1'43.215	1'44.069	1'44.581	1'42.223	1'46.374		
13	1'43.010	1'43.575	1'42.702	1'43.131	1'43.278	1'43.088	1'43.043	1'43.179	1'43.295	1'43.580	1'41.860	1'49.577		
14	1'42.961	1'44.010	1'42.469	1'43.428	1'43.624	1'43.014	1'43.454	1'43.514	1'43.449	1'51.276	1'42.003			
15	1'43.242	1'42.879	1'42.936	1'43.278	1'44.006	1'43.218	1'43.547	1'44.098	1'43.249	1'57.590	1'41.885			
16	1'43.508	1'42.749	1'42.940	1'43.269	1'43.408	1'44.368	1'43.794	1'43.590	1'43.169	1'44.440				
17	1'42.739	1'42.957	1'43.243	1'43.598	1'43.421	1'43.164	1'43.792	1'43.316	1'43.611	1'43.752				
18	1'42.718	1'43.348	1'43.165	1'44.165	1'43.698	1'43.227	1'43.823	1'43.882	1'43.324	1'43.631				
19	1'42.198	1'42.323	1'44.094	1'44.256	1'44.710	1'44.452	1'43.854	1'44.525	1'43.669					

	22 Ful
1	1'47.182
2	1'43.720
3	1'43.690

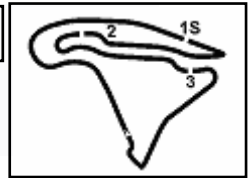
10/09/2023

These data/results cannot be reproduced, stored and/or transmitted in whole or in part by any manner of electronic, mechanical, photocopying, recording, broadcasting or otherwise now known or herein after developed without the previous express consent by the copyright owner, except for reproduction in daily press and regular printed publications on sale to the public within 60 days of the event related to those data/results and always provided that copyright symbol appears together as follows below.

© DORNA WSBK ORGANIZATION Srl 2023

FICR PERUGIA TIMING





Magny-Cours 4.411 m

Pirelli French Round, 8-10 September 2023
Best Sector & Speed Race 2

RESULTS			
1	11 N. BULEGA	Ducati Panigale V2	Laps 19
2	94 V. DEBISE	Yamaha YZF R6	1.991
3	62 S. MANZI	Yamaha YZF R6	12.441
4	23 M. SCHROETTER	MV Agusta F3 800 RR	15.582
5	66 N. TUULI	Triumph Street Triple RS 765	17.009
6	48 L. DALLA PORTA	Yamaha YZF R6	17.401
7	99 A. HUERTAS	Kawasaki ZX-6R	17.512
8	55 Y. MONTELLA	Ducati Panigale V2	20.190
9	9 J. NAVARRO	Yamaha YZF R6	21.264
10	64 F. CARICASULO	Ducati Panigale V2	22.094
11	86 J. GIMBERT	Yamaha YZF R6	31.068
12	43 S. JESPERSEN	Yamaha YZF R6	34.992
13	28 G. VAN STRAALEN	Yamaha YZF R6	36.725
14	61 C. ONCU	Kawasaki ZX-6R	39.663
15	25 A. VERDOIA	Yamaha YZF R6	40.502
16	50 D. VOSTATEK	Triumph Street Triple RS 765	40.864
17	47 A. KOFLER	Ducati Panigale V2	44.827
18	68 L. POWER	Kawasaki ZX-6R	51.802
19	17 J. MCPHEE	Kawasaki ZX-6R	52.119
20	95 T. MACKENZIE	Honda CBR600RR	52.540
21	27 A. DIAZ	Yamaha YZF R6	54.907
22	51 A. SARMOON	Yamaha YZF R6	58.460
23	71 T. EDWARDS	Yamaha YZF R6	1'12.164
24	16 Y. OKAYA	Kawasaki ZX-6R	1 Lap
RET	54 B. SOFUOGLU	MV Agusta F3 800 RR	4 Laps
RET	73 M. KOFLER	Ducati Panigale V2	6 Laps
RET	3 R. DE ROSA	Ducati Panigale V2	8 Laps
RET	69 T. BOOTH-AMOS	Kawasaki ZX-6R	8 Laps
RET	22 F. FULIGNI	Ducati Panigale V2	16 Laps

SPEED			
1	99 A. HUERTAS	Kawasaki ZX-6R	267,3
2	86 J. GIMBERT	Yamaha YZF R6	266,7
3	71 T. EDWARDS	Yamaha YZF R6	265,4
4	66 N. TUULI	Triumph Street Triple RS 765	264,7
5	62 S. MANZI	Yamaha YZF R6	264,1
6	64 F. CARICASULO	Ducati Panigale V2	264,1
7	16 Y. OKAYA	Kawasaki ZX-6R	264,1
8	55 Y. MONTELLA	Ducati Panigale V2	264,1
9	23 M. SCHROETTER	MV Agusta F3 800 RR	263,4
10	9 J. NAVARRO	Yamaha YZF R6	263,4
11	54 B. SOFUOGLU	MV Agusta F3 800 RR	263,4
12	47 A. KOFLER	Ducati Panigale V2	262,8
13	17 J. MCPHEE	Kawasaki ZX-6R	262,8
14	69 T. BOOTH-AMOS	Kawasaki ZX-6R	262,1
15	73 M. KOFLER	Ducati Panigale V2	262,1
16	94 V. DEBISE	Yamaha YZF R6	262,1
17	43 S. JESPERSEN	Yamaha YZF R6	262,1
18	48 L. DALLA PORTA	Yamaha YZF R6	262,1
19	25 A. VERDOIA	Yamaha YZF R6	262,1
20	22 F. FULIGNI	Ducati Panigale V2	262,1
21	50 D. VOSTATEK	Triumph Street Triple RS 765	261,5
22	11 N. BULEGA	Ducati Panigale V2	261,5
23	95 T. MACKENZIE	Honda CBR600RR	261,5
24	61 C. ONCU	Kawasaki ZX-6R	261,5
25	3 R. DE ROSA	Ducati Panigale V2	260,9
26	51 A. SARMOON	Yamaha YZF R6	260,2
27	28 G. VAN STRAALEN	Yamaha YZF R6	260,2
28	68 L. POWER	Kawasaki ZX-6R	259,0
29	27 A. DIAZ	Yamaha YZF R6	259,0

SEG. 1	
1	66 N. TUULI 30.338
2	55 Y. MONTELLA 30.391
3	3 R. DE ROSA 30.398
4	99 A. HUERTAS 30.430
5	23 M. SCHROETTER 30.497
6	64 F. CARICASULO 30.512
7	11 N. BULEGA 30.561
8	69 T. BOOTH-AMOS 30.563
9	94 V. DEBISE 30.577
10	48 L. DALLA PORTA 30.582
11	86 J. GIMBERT 30.600
12	9 J. NAVARRO 30.605
13	62 S. MANZI 30.642
14	54 B. SOFUOGLU 30.654
15	71 T. EDWARDS 30.680
16	50 D. VOSTATEK 30.702
17	25 A. VERDOIA 30.704
18	28 G. VAN STRAALEN 30.785
19	16 Y. OKAYA 30.795
20	22 F. FULIGNI 30.802
21	61 C. ONCU 30.818
22	47 A. KOFLER 30.821
23	43 S. JESPERSEN 30.837
24	68 L. POWER 30.927
25	51 A. SARMOON 30.939
26	17 J. MCPHEE 30.942
27	95 T. MACKENZIE 30.959
28	73 M. KOFLER 30.978
29	27 A. DIAZ 31.051

SEG. 2	
1	11 N. BULEGA 21.889
2	94 V. DEBISE 21.995
3	62 S. MANZI 22.030
4	23 M. SCHROETTER 22.071
5	3 R. DE ROSA 22.086
6	64 F. CARICASULO 22.096
7	99 A. HUERTAS 22.116
8	54 B. SOFUOGLU 22.125
9	55 Y. MONTELLA 22.126
10	48 L. DALLA PORTA 22.147
11	9 J. NAVARRO 22.165
12	69 T. BOOTH-AMOS 22.207
13	66 N. TUULI 22.259
14	25 A. VERDOIA 22.264
15	43 S. JESPERSEN 22.284
16	86 J. GIMBERT 22.292
17	61 C. ONCU 22.330
18	47 A. KOFLER 22.374
19	28 G. VAN STRAALEN 22.409
20	50 D. VOSTATEK 22.420
21	71 T. EDWARDS 22.443
22	17 J. MCPHEE 22.451
23	68 L. POWER 22.567
24	51 A. SARMOON 22.572
25	95 T. MACKENZIE 22.579
26	73 M. KOFLER 22.590
27	27 A. DIAZ 22.596
28	22 F. FULIGNI 22.616
29	16 Y. OKAYA 22.619

SEG. 3	
1	62 S. MANZI 22.301
2	94 V. DEBISE 22.346
3	66 N. TUULI 22.501
4	3 R. DE ROSA 22.506
5	99 A. HUERTAS 22.524
6	55 Y. MONTELLA 22.528
7	11 N. BULEGA 22.547
8	48 L. DALLA PORTA 22.565
9	23 M. SCHROETTER 22.594
10	64 F. CARICASULO 22.608
11	9 J. NAVARRO 22.630
12	69 T. BOOTH-AMOS 22.668
13	54 B. SOFUOGLU 22.719
14	86 J. GIMBERT 22.722
15	28 G. VAN STRAALEN 22.726
16	43 S. JESPERSEN 22.736
17	50 D. VOSTATEK 22.772
18	61 C. ONCU 22.777
19	71 T. EDWARDS 22.808
20	25 A. VERDOIA 22.812
21	27 A. DIAZ 22.851
22	51 A. SARMOON 22.926
23	95 T. MACKENZIE 22.987
24	16 Y. OKAYA 22.996
25	47 A. KOFLER 23.005
26	22 F. FULIGNI 23.015
27	68 L. POWER 23.030
28	17 J. MCPHEE 23.057
29	73 M. KOFLER 23.124

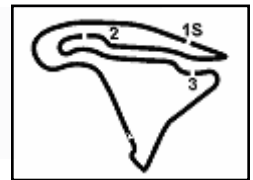
SEG. 4	
1	94 V. DEBISE 25.411
2	11 N. BULEGA 25.461
3	62 S. MANZI 25.556
4	99 A. HUERTAS 25.580
5	48 L. DALLA PORTA 25.585
6	3 R. DE ROSA 25.622
7	9 J. NAVARRO 25.644
8	69 T. BOOTH-AMOS 25.697
9	23 M. SCHROETTER 25.702
10	66 N. TUULI 25.726
11	43 S. JESPERSEN 25.749
12	64 F. CARICASULO 25.783
13	54 B. SOFUOGLU 25.814
14	86 J. GIMBERT 25.822
15	28 G. VAN STRAALEN 25.822
16	68 L. POWER 25.866
17	55 Y. MONTELLA 25.867
18	50 D. VOSTATEK 25.874
19	95 T. MACKENZIE 25.886
20	25 A. VERDOIA 25.891
21	61 C. ONCU 25.895
22	71 T. EDWARDS 25.929
23	47 A. KOFLER 25.957
24	17 J. MCPHEE 25.975
25	27 A. DIAZ 26.005
26	51 A. SARMOON 26.059
27	73 M. KOFLER 26.189
28	16 Y. OKAYA 26.343
29	22 F. FULIGNI 26.394

10/09/2023

These data/results cannot be reproduced, stored and/or transmitted in whole or in part by any manner of electronic, mechanical, photocopying, recording, broadcasting or otherwise now known or herein after developed without the previous express consent by the copyright owner, except for reproduction in daily press and regular printed publications on sale to the public within 60 days of the event related to those data/results and always provided that copyright symbol appears together as follows below.

© DORNA WSBK ORGANIZATION Srl 2023





Magny-Cours 4.411 m

Pirelli French Round, 8-10 September 2023
Chronological Analysis Race 2

Start at 12:30'24.962

1 / 5

1° 11 N. BULEGA [1'40.545]							
Lap	Seg1	Seg2	Seg3	Seg4	Lap Time	km/h	Local Time
1		22.036	22.597	25.617	1'40.329	257,8	12:32'05.291
2	30.635	21.933	22.644	25.510	1'40.722	259,6	12:33'46.013
3	30.590	22.161	22.599	25.512	1'40.862	260,9	12:35'26.875
4	30.565	21.889	22.553	25.538	1'40.545	261,5	12:37'07.420
5	30.623	22.010	22.571	25.589	1'40.793	260,9	12:38'48.213
6	30.580	22.047	22.547	25.621	1'40.795	260,9	12:40'29.008
7	30.605	21.992	22.619	25.524	1'40.740	260,2	12:42'09.748
8	30.598	21.986	22.674	25.530	1'40.788	260,9	12:43'50.536
9	30.644	21.993	22.673	25.534	1'40.844	259,0	12:45'31.380
10	30.561	21.960	22.708	25.553	1'40.782	259,0	12:47'12.162
11	30.653	22.081	22.731	25.536	1'41.001	259,6	12:48'53.163
12	30.621	21.973	22.611	25.461	1'40.666	259,0	12:50'33.829
13	30.566	21.998	22.668	25.640	1'40.872	260,2	12:52'14.701
14	30.692	22.022	22.696	25.560	1'40.970	260,2	12:53'55.671
15	30.576	21.921	22.598	25.503	1'40.598	259,0	12:55'36.269
16	30.578	22.012	22.809	25.488	1'40.887	260,2	12:57'17.156
17	30.641	21.898	22.676	25.533	1'40.748	259,6	12:58'57.904
18	30.665	22.227	22.841	25.639	1'41.372	260,2	13:00'39.276
19	30.805	22.192	22.697	25.595	1'41.289	259,0	13:02'20.565
Race Time 31'55.603							

18	31.176	22.530	22.945	25.805	1'42.456	252,3	13:00'50.673
19	31.063	22.320	22.905	26.045	1'42.333	255,3	13:02'33.006
Race Time 32'08.044							

2° 94 V. DEBISE [1'40.520]							
Lap	Seg1	Seg2	Seg3	Seg4	Lap Time	km/h	Local Time
1		22.304	22.531	25.501	1'41.003	259,6	12:32'05.965
2	30.775	22.032	22.389	25.468	1'40.664	257,1	12:33'46.629
3	30.640	22.019	22.380	25.494	1'40.533	258,4	12:35'27.162
4	30.635	22.097	22.346	25.442	1'40.520	260,2	12:37'07.682
5	30.635	22.137	22.470	25.485	1'40.727	259,6	12:38'48.409
6	30.577	22.173	22.427	25.594	1'40.771	262,1	12:40'29.180
7	30.716	22.201	22.481	25.507	1'40.905	259,6	12:42'10.085
8	30.743	22.073	22.442	25.425	1'40.683	258,4	12:43'50.768
9	30.767	22.083	22.468	25.471	1'40.789	258,4	12:45'31.557
10	30.607	22.077	22.591	25.523	1'40.798	258,4	12:47'12.355
11	30.749	22.073	22.591	25.655	1'41.068	258,4	12:48'53.423
12	30.863	22.155	22.412	25.497	1'40.927	257,8	12:50'34.350
13	30.839	22.061	22.496	25.573	1'40.969	257,8	12:52'15.319
14	30.845	22.079	22.393	25.411	1'40.728	257,1	12:53'56.047
15	30.769	22.107	22.519	25.585	1'40.980	257,8	12:55'37.027
16	30.789	21.995	22.583	25.561	1'40.928	256,5	12:57'17.955
17	30.935	22.118	22.569	25.627	1'41.249	256,5	12:58'59.204
18	30.901	22.200	22.776	25.585	1'41.462	257,1	13:00'40.666
19	31.044	22.267	22.677	25.902	1'41.890	256,5	13:02'22.554
Race Time 31'57.594							

4° 23 M. SCHROETTER [1'41.295]							
Lap	Seg1	Seg2	Seg3	Seg4	Lap Time	km/h	Local Time
1		22.660	23.221	26.242	1'43.315	252,9	12:32'08.277
2	30.635	22.369	22.594	25.920	1'41.518	259,0	12:33'49.795
3	30.588	22.357	22.808	25.813	1'41.566	262,1	12:35'31.361
4	30.779	22.180	22.727	25.798	1'41.484	261,5	12:37'12.845
5	30.528	22.394	22.845	25.855	1'41.622	263,4	12:38'54.467
6	30.497	22.287	22.762	25.749	1'41.295	261,5	12:40'35.762
7	30.539	22.324	22.702	25.805	1'41.370	260,9	12:42'17.132
8	30.610	22.346	22.856	25.822	1'41.634	260,2	12:43'58.766
9	30.565	22.325	22.777	25.752	1'41.419	259,6	12:45'40.185
10	30.656	22.582	22.965	25.812	1'42.015	259,6	12:47'22.200
11	30.651	22.260	22.765	25.935	1'41.611	258,4	12:49'03.811
12	30.593	22.362	22.822	25.898	1'41.675	258,4	12:50'45.486
13	30.716	22.161	22.754	25.921	1'41.552	257,1	12:52'27.038
14	30.666	22.348	22.791	25.737	1'41.542	255,3	12:54'08.580
15	30.594	22.302	22.772	25.702	1'41.370	259,0	12:55'49.950
16	30.520	22.168	22.898	25.824	1'41.410	259,0	12:57'31.360
17	30.792	22.077	22.791	25.834	1'41.494	254,7	12:59'12.854
18	30.769	22.071	22.755	25.823	1'41.418	254,7	13:00'54.272
19	30.870	22.158	22.873	25.974	1'41.875	254,7	13:02'36.147
Race Time 32'11.185							

3° 62 S. MANZI [1'40.698]							
Lap	Seg1	Seg2	Seg3	Seg4	Lap Time	km/h	Local Time
1		22.546	22.609	26.044	1'41.984	264,1	12:32'06.946
2	30.642	22.030	22.363	25.663	1'40.698	260,9	12:33'47.644
3	30.718	22.184	22.301	25.732	1'40.935	261,5	12:35'28.579
4	30.698	22.144	22.643	25.700	1'41.185	259,0	12:37'09.764
5	30.763	22.153	22.599	25.619	1'41.134	258,4	12:38'50.898
6	30.890	22.169	22.534	25.630	1'41.223	257,8	12:40'32.121
7	30.833	22.070	22.534	25.661	1'41.098	257,1	12:42'13.219
8	30.813	22.111	22.564	25.578	1'41.066	257,1	12:43'54.285
9	30.923	22.171	22.601	25.824	1'41.519	255,3	12:45'35.804
10	30.801	22.241	22.568	25.577	1'41.187	256,5	12:47'16.991
11	30.956	22.115	22.559	25.616	1'41.246	254,7	12:48'58.237
12	30.963	22.157	22.600	25.556	1'41.276	255,3	12:50'39.513
13	30.922	22.174	22.677	25.657	1'41.430	255,3	12:52'20.943
14	30.909	22.144	22.630	25.839	1'41.522	254,7	12:54'02.465
15	30.955	22.501	22.794	25.821	1'42.071	255,9	12:55'44.536
16	30.918	22.294	22.778	25.679	1'41.669	255,9	12:57'26.205
17	31.009	22.306	22.892	25.805	1'42.012	255,3	12:59'08.217

5° 66 N. TUULI [1'41.392]							
Lap	Seg1	Seg2	Seg3	Seg4	Lap Time	km/h	Local Time
1		22.660	22.631	26.153	1'42.294	256,5	12:32'07.256
2	30.480	22.723	22.591	25.835	1'41.629	252,3	12:33'48.885
3	30.338	22.615	22.612	25.827	1'41.392	264,7	12:35'30.277
4	30.513	22.791	22.501	25.997	1'41.802	260,2	12:37'12.079
5	30.729	22.497	22.614	25.975	1'41.815	263,4	12:38'53.894
6	30.630	22.416	22.550	25.880	1'41.476	264,1	12:40'35.370
7	30.494	22.426	22.641	25.839	1'41.400	260,9	12:42'16.770
8	30.782	22.329	22.651	25.773	1'41.535	259,0	12:43'58.305
9	30.762	22.359	22.615	25.828	1'41.564	259,0	12:45'39.869
10	30.794	22.376	22.707	25.964	1'41.841	258,4	12:47'21.710
11	30.743	22.259	22.845	25.842	1'41.689	257,8	12:49'03.399
12	30.774	22.324	22.681	25.781	1'41.560	257,1	12:50'44.959
13	30.871	22.290	22.549	25.999	1'41.709	255,9	12:52'26.668
14	30.861	22.334	22.622	25.769	1'41.586	255,9	12:54'08.254
15	30.761	22.283	22.645	25.726	1'41.415	257,1	12:55'49.669
16	30.746	22.357	22.860	26.822	1'42.785	257,8	12:57'32.454
17	30.644	22.338	22.800	25.824	1'41.606	257,8	12:59'14.060
18	30.655	22.547	22.925	25.919	1'42.046	257,8	13:00'56.106
19	30.750	22.295	22.619	25.804	1'41.468	257,8	13:02'37.574
Race Time 32'12.612							

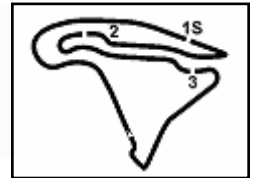
6° 48 L. DALLA PORTA [1'41.276]							
Lap	Seg1	Seg2	Seg3	Seg4	Lap Time	km/h	Local Time
1		22.803	23.238	26.412	1'43.975	245,5	12:32'08.937
2	30.879	22.985	23.143	25.750	1'42.757	255,3	12:33'51.694
3	30.746	22.274	22.707	25.676	1'41.403	261,5	12:35'33.097
4	30.746	22.259	22.592	25.679	1'41.276	260,2	12:37'14.373
5	30.615	22.357	22.815	25.838	1'41.625	256,5	12:38'55.998
6	30.582	22.381	22.690	25.643	1'41.296	260,9	12:40'37.294
7	30.845	22.192	22.637	25.672	1'41.346	262,1	12:42'18.640
8	30.589	22.432	22.759	25.846	1'41.626	257,1	12:44'00.266
9	30.590	22.569	22.795	25.697	1'41.602	261,5	12:45'41.868
10	30.791	22.205	22.662	25.693	1'41.351	259,0	12:47'23.219
11	30.694	22.283	22.641	25.808	1'41.426	259,6	12:49'04.645
12	30.751	22.309	22.729	25.585	1'41.374	259,0	12:50'46.019
13	30.876	22.147	22.565	25.688	1'41.276	260,9	12:52'27.295
14	30.629	22.426	22.698	25.726	1'41.479	255,9	12:54'08.774

10/09/2023

P = Pits In/Out - C = Lap Time Cancelled

These data/results cannot be reproduced, stored and/or transmitted in whole or in part by any manner of electronic, mechanical, photocopying, recording, broadcasting or otherwise now known or herein after developed without the previous express consent by the copyright owner, except for reproduction in daily press and regular printed publications on sale to the public within 60 days of the event related to those data/results and always provided that copyright symbol appears together as follows below.

© DORNA WSBK ORGANIZATION Srl 2023



Magny-Cours 4.411 m

Pirelli French Round, 8-10 September 2023
Chronological Analysis Race 2

Start at 12:30'24.962

2 / 5

15	30.629	22.340	22.736	25.694	1'41.399	259,0	12:55'50.173	12	30.755	22.560	22.812	25.966	1'42.093	259,6	12:50'48.444
16	30.657	22.359	22.813	26.248	1'42.077	259,0	12:57'32.250	13	30.832	22.402	22.786	25.776	1'41.796	262,1	12:52'30.240
17	30.799	22.244	22.811	25.705	1'41.559	260,9	12:59'13.809	14	30.717	22.631	22.905	25.684	1'41.937	262,8	12:54'12.177
18	30.965	22.333	23.197	26.095	1'42.590	251,2	13:00'56.399	15	30.825	22.317	22.960	25.800	1'41.902	259,6	12:55'54.079
19	30.838	22.206	22.687	25.836	1'41.567	257,1	13:02'37.966	16	30.929	22.259	22.810	25.865	1'41.863	260,2	12:57'35.942

Race Time 32'13.004

7° 99 A. HUERTAS [1'41.120]							
Lap	Seg.1	Seg.2	Seg.3	Seg.4	Lap Time	km/h	Local Time
1		22.658	22.850	26.007	1'42.435	257,8	12:32'07.397
2	30.430	22.416	22.536	25.741	1'41.123	263,4	12:33'48.520
3	30.644	22.230	25.340	25.634	1'43.848	267,3	12:35'32.368
4	30.665	22.378	22.579	25.604	1'41.226	264,7	12:37'13.594
5	30.619	22.335	22.815	25.828	1'41.597	260,9	12:38'55.191
6	30.595	22.392	22.638	25.808	1'41.433	265,4	12:40'36.624
7	30.531	22.591	22.678	25.966	1'41.766	263,4	12:42'18.390
8	30.742	22.309	22.733	25.852	1'41.636	264,7	12:44'00.026
9	30.518	22.421	22.541	25.644	1'41.124	264,1	12:45'41.150
10	30.526	23.718	22.901	25.760	1'42.905	261,5	12:47'24.055
11	30.999	22.388	22.619	25.814	1'41.820	261,5	12:49'05.875
12	30.813	22.116	22.524	25.678	1'41.131	259,6	12:50'47.006
13	30.789	22.170	22.581	25.580	1'41.120	260,9	12:52'28.126
14	30.784	22.136	22.624	25.689	1'41.233	260,9	12:54'09.359
15	30.761	22.167	22.761	25.719	1'41.408	261,5	12:55'50.767
16	30.715	22.147	22.650	26.405	1'41.917	262,1	12:57'32.684
17	30.699	22.337	22.793	25.866	1'41.695	265,4	12:59'14.379
18	30.719	22.363	22.946	26.179	1'42.207	263,4	13:00'56.586
19	30.798	22.323	22.574	25.796	1'41.491	261,5	13:02'38.077

Race Time 32'13.115

8° 55 Y. MONTELLA [1'41.469]							
Lap	Seg.1	Seg.2	Seg.3	Seg.4	Lap Time	km/h	Local Time
1		22.695	22.719	25.986	1'41.791	260,2	12:32'06.753
2	30.897	22.215	22.576	25.895	1'41.583	259,6	12:33'48.336
3	30.704	22.516	22.699	25.867	1'41.786	261,5	12:35'30.122
4	30.682	22.358	22.575	25.878	1'41.493	259,0	12:37'11.615
5	30.796	22.666	22.568	26.027	1'42.057	259,6	12:38'53.672
6	30.696	22.172	22.644	26.013	1'41.525	260,2	12:40'35.197
7	30.725	22.888	22.703	25.967	1'42.283	259,0	12:42'17.480
8	30.575	22.214	22.831	26.010	1'41.630	264,1	12:43'59.110
9	30.659	22.201	22.739	25.953	1'41.552	262,1	12:45'40.662
10	30.506	22.381	22.899	25.993	1'41.779	264,1	12:47'22.441
11	30.569	22.476	22.528	25.951	1'41.524	262,8	12:49'03.965
12	30.675	24.380	22.607	25.998	1'43.660	262,8	12:50'47.625
13	30.694	22.126	22.643	26.006	1'41.469	260,9	12:52'29.094
14	30.754	22.157	22.612	26.069	1'41.592	259,6	12:54'10.686
15	30.829	22.269	22.662	25.883	1'41.643	258,4	12:55'52.329
16	30.825	22.313	22.706	25.971	1'41.815	258,4	12:57'34.144
17	30.839	22.301	22.656	26.048	1'41.844	259,6	12:59'15.988
18	30.897	22.428	22.742	26.111	1'42.178	259,0	13:00'58.166
19	30.969	22.364	22.775	26.481	1'42.589	258,4	13:02'40.755

Race Time 32'15.793

9° 9 J. NAVARRO [1'41.351]							
Lap	Seg.1	Seg.2	Seg.3	Seg.4	Lap Time	km/h	Local Time
1		22.786	23.000	26.053	1'43.465	255,3	12:32'08.427
2	30.683	22.505	22.648	25.901	1'41.737	258,4	12:33'50.164
3	30.632	22.268	22.787	25.690	1'41.377	261,5	12:35'31.541
4	30.796	22.355	22.723	25.757	1'41.631	262,8	12:37'13.172
5	30.819	22.331	22.988	25.734	1'41.872	260,2	12:38'55.044
6	30.640	22.403	22.630	25.678	1'41.351	260,9	12:40'36.395
7	30.633	22.350	22.759	25.644	1'41.386	263,4	12:42'17.781
8	30.678	22.385	22.780	25.733	1'41.576	260,9	12:43'59.357
9	30.605	22.365	22.790	25.847	1'41.607	263,4	12:45'40.964
10	30.721	23.989	23.056	25.922	1'43.688	260,9	12:47'24.652
11	30.837	22.363	22.764	25.735	1'41.699	259,6	12:49'06.351

10/09/2023 P = Pits In/Out - C = Lap Time Cancelled

These data/results cannot be reproduced, stored and/or transmitted in whole or in part by any manner of electronic, mechanical, photocopying, recording, broadcasting or otherwise now known or herein after developed without the previous express consent by the copyright owner, except for reproduction in daily press and regular printed publications on sale to the public within 60 days of the event related to those data/results and always provided that copyright symbol appears together as follows below.

© DORNA WSBK ORGANIZATION Srl 2023

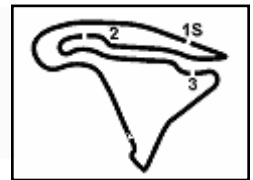
10° 64 F. CARICASULO [1'41.377]							
Lap	Seg.1	Seg.2	Seg.3	Seg.4	Lap Time	km/h	Local Time
1		22.656	22.888	26.117	1'42.975	252,9	12:32'07.937
2	30.576	22.214	22.608	25.979	1'41.377	262,1	12:33'49.314
3	30.512	22.746	22.706	25.820	1'41.784	264,1	12:35'31.098
4	30.518	22.346	22.692	25.912	1'41.468	262,8	12:37'12.566
5	30.608	22.416	22.817	26.227	1'42.068	263,4	12:38'54.634
6	30.808	22.239	22.661	25.827	1'41.535	264,1	12:40'36.169
7	30.822	22.508	22.769	25.929	1'42.028	263,4	12:42'18.197
8	30.826	22.272	22.656	25.914	1'41.668	263,4	12:43'59.865
9	30.644	22.899	22.915	25.930	1'42.388	263,4	12:45'42.253
10	30.764	22.331	22.809	25.783	1'41.687	263,4	12:47'23.940
11	31.071	22.242	22.729	26.125	1'42.167	260,9	12:49'06.107
12	30.935	22.310	22.830	25.969	1'42.044	260,9	12:50'48.151
13	30.839	22.259	22.741	25.849	1'41.688	259,6	12:52'29.839
14	30.818	22.240	22.717	25.894	1'41.669	260,2	12:54'11.508
15	30.857	22.790	23.359	25.988	1'42.994	260,2	12:55'54.502
16	30.991	22.096	22.832	25.886	1'41.805	260,9	12:57'36.307
17	30.955	22.209	22.926	26.074	1'42.164	261,5	12:59'18.471
18	30.951	22.188	22.877	25.966	1'41.982	261,5	13:01'00.453
19	30.904	22.219	23.024	26.059	1'42.206	260,9	13:02'42.659

Race Time 32'17.697

11° 86 J. GIMBERT [1'41.651]							
Lap	Seg.1	Seg.2	Seg.3	Seg.4	Lap Time	km/h	Local Time
1		22.783	22.985	26.915	1'44.610	262,8	12:32'09.572
2	30.730	22.723	23.258	26.058	1'42.769	266,7	12:33'52.341
3	30.600	22.479	22.780	26.105	1'41.964	261,5	12:35'34.305
4	30.794	22.574	22.766	26.025	1'42.159	266,0	12:37'16.464
5	30.642	22.412	22.775	25.822	1'41.651	264,7	12:38'58.115
6	30.649	22.414	22.891	25.906	1'41.860	262,1	12:40'39.975
7	30.630	22.375	22.874	25.958	1'41.837	260,2	12:42'21.812
8	30.641	22.292	22.820	26.183	1'41.936	259,6	12:44'03.748
9	30.613	22.511	22.746	25.894	1'41.764	261,5	12:45'45.512
10	30.704	22.492	22.722	25.978	1'41.896	261,5	12:47'27.408
11	30.667	22.377	22.916	25.888	1'41.848	263,4	12:49'09.256
12	30.762	22.581	22.864	25.977	1'42.184	261,5	12:50'51.440
13	30.800	22.397	22.843	25.898	1'41.938	261,5	12:52'33.378
14	30.861	22.356	22.889	25.941	1'42.047	259,6	12:54'15.425
15	30.900	22.349	22.914	26.177	1'42.340	258,4	12:55'57.765
16	31.079	22.698	23.199	26.544	1'43.520	255,3	12:57'41.285
17	31.246	22.701	23.088	26.335	1'43.370	255,3	12:59'24.655
18	31.194	22.506	23.089	26.276	1'43.065	254,1	13:01'07.720
19	31.410	22.760	23.109	26.634	1'43.913	252,9	13:02'51.633

Race Time 32'26.671

12° 43 S. JESPERSEN [1'42.099]							
Lap	Seg.1	Seg.2	Seg.3	Seg.4	Lap Time	km/h	Local Time
1		22.957	22.955	26.411	1'44.434	242,7	12:32'09.396
2	30.837	22.696	22.852	26.100	1'42.485	257,8	12:33'51.881
3	30.929	22.852	22.736	26.202	1'42.719	257,1	12:35'34.600
4	31.060	22.725	22.922	26.021	1'42.728	261,5	12:37'17.328
5	30.931	22.521	22.752	26.258	1'42.462	260,9	12:38'59.790
6	30.902	22.560	23.263	25.858	1'42.583	262,1	12:40'42.373
7	31.107	22.404	22.840	25.901	1'42.252	259,0	12:42'24.625
8	31.215	22.350	22.785	25.749	1'42.099	258,4	12:44'06.724



Magny-Cours 4.411 m

Pirelli French Round, 8-10 September 2023
Chronological Analysis Race 2

Start at 12:30'24.962

3 / 5

9	31.161	22.386	22.933	25.804	1'42.284	258,4	12:45'49.008	6	31.001	23.265	23.332	25.891	1'43.489	259,6	12:40'42.851
10	31.197	22.429	22.753	25.978	1'42.357	253,5	12:47'31.365	7	30.838	22.600	22.971	26.002	1'42.411	262,1	12:42'25.262
11	31.455	22.395	22.774	25.935	1'42.559	254,7	12:49'13.924	8	30.914	22.891	23.014	25.952	1'42.771	260,9	12:44'08.033
12	31.275	22.284	22.795	25.964	1'42.318	254,1	12:50'56.242	9	30.921	22.522	22.964	26.087	1'42.494	261,5	12:45'50.527
13	31.322	22.441	22.831	25.836	1'42.430	254,7	12:52'38.672	10	31.061	22.489	22.962	26.226	1'42.738	260,2	12:47'33.265
14	31.381	22.366	22.851	25.766	1'42.364	253,5	12:54'21.036	11	30.986	22.914	23.156	27.508	1'44.564	260,2	12:49'17.829
15	31.335	22.309	22.795	25.823	1'42.262	254,1	12:56'03.298	12	31.225	22.565	22.969	26.103	1'42.862	257,1	12:51'00.691
16	31.247	22.288	22.786	25.968	1'42.289	254,1	12:57'45.587	13	31.225	22.563	22.981	26.241	1'43.010	257,8	12:52'43.701
17	31.500	22.334	22.814	25.865	1'42.513	255,3	12:59'28.100	14	31.205	22.505	23.127	26.124	1'42.961	257,1	12:54'26.662
18	31.386	22.309	24.527	25.940	1'44.162	255,3	13:01'12.262	15	31.177	22.861	23.069	26.135	1'43.242	256,5	12:56'09.904
19	31.549	22.458	23.046	26.242	1'43.295	254,1	13:02'55.557	16	31.081	22.398	23.292	26.737	1'43.508	258,4	12:57'53.412

Race Time 32'30.595

3 / 5

13° 28 G. VAN STRAALLEN [1'42.052]

Lap	Seg1	Seg2	Seg3	Seg4	Lap Time	km/h	Local Time
1		22.771	23.032	26.454	1'44.101	253,5	12:32'09.063
2	30.899	24.054	22.882	26.164	1'43.999	257,1	12:33'53.062
3	30.785	22.554	22.734	26.076	1'42.149	260,2	12:35'35.211
4	30.865	22.483	22.900	26.076	1'42.324	259,6	12:37'17.535
5	30.792	22.588	22.726	25.946	1'42.052	256,5	12:38'59.587
6	30.871	22.902	22.826	25.834	1'42.433	260,2	12:40'42.020
7	31.009	22.555	22.876	25.890	1'42.330	255,3	12:42'24.350
8	30.990	22.505	22.792	25.886	1'42.173	254,7	12:44'06.523
9	31.052	22.451	22.838	25.995	1'42.336	254,7	12:45'48.859
10	31.297	22.712	22.858	27.037	1'43.904	254,1	12:47'32.763
11	31.141	22.726	23.116	25.918	1'42.901	253,5	12:49'15.664
12	31.052	22.502	22.850	26.023	1'42.427	254,1	12:50'58.091
13	31.082	22.537	22.948	26.585	1'43.152	254,1	12:52'41.243
14	31.093	22.522	22.901	25.952	1'42.468	252,9	12:54'23.711
15	31.227	22.605	23.110	26.011	1'42.953	253,5	12:56'06.664
16	31.112	22.587	23.039	26.046	1'42.784	252,9	12:57'49.448
17	31.191	22.445	22.846	25.822	1'42.304	254,7	12:59'31.752
18	31.116	22.409	22.981	25.874	1'42.380	254,1	13:01'14.132
19	31.215	22.529	23.162	26.252	1'43.158	254,7	13:02'57.290

Race Time 32'32.328

14° 61 C. ONCU [1'42.244]

Lap	Seg1	Seg2	Seg3	Seg4	Lap Time	km/h	Local Time
1		23.666	23.432	26.663	1'46.565	249,4	12:32'11.527
2	30.844	22.712	23.064	26.224	1'42.844	255,9	12:33'54.371
3	30.818	23.195	23.344	26.300	1'43.657	258,4	12:35'38.028
4	31.048	22.692	22.973	25.982	1'42.695	258,4	12:37'20.723
5	31.126	22.524	22.777	26.086	1'42.513	259,0	12:39'03.236
6	30.948	22.449	22.832	26.359	1'42.588	261,5	12:40'45.824
7	31.321	22.471	22.934	25.988	1'42.714	258,4	12:42'28.538
8	31.186	22.703	22.847	25.986	1'42.722	256,5	12:44'11.260
9	31.200	22.542	23.003	25.954	1'42.699	255,9	12:45'53.959
10	31.168	22.462	22.935	26.100	1'42.665	257,1	12:47'36.624
11	31.374	22.566	23.018	26.077	1'43.035	255,9	12:49'19.659
12	31.053	22.579	22.957	26.017	1'42.606	255,9	12:51'02.265
13	31.070	22.467	22.785	25.922	1'42.244	257,8	12:52'44.509
14	30.955	22.387	22.836	26.234	1'42.412	259,0	12:54'26.921
15	31.000	22.494	22.865	25.895	1'42.254	253,5	12:56'09.175
16	31.120	22.388	22.862	25.978	1'42.348	255,3	12:57'51.523
17	31.129	22.330	22.976	26.058	1'42.493	256,5	12:59'34.016
18	31.238	22.496	22.985	26.042	1'42.761	255,9	13:01'16.777
19	31.188	22.473	23.180	26.610	1'43.451	255,9	13:03'00.228

Race Time 32'35.266

15° 25 A. VERDOIA [1'42.176]

Lap	Seg1	Seg2	Seg3	Seg4	Lap Time	km/h	Local Time
1		23.519	23.265	26.460	1'45.160	254,1	12:32'10.122
2	30.959	22.530	22.886	26.131	1'42.506	259,6	12:33'52.628
3	30.704	22.588	22.875	26.084	1'42.251	260,2	12:35'34.879
4	30.836	22.572	22.905	25.994	1'42.307	260,2	12:37'17.186
5	30.972	22.407	22.812	25.985	1'42.176	260,2	12:38'59.362

16° 50 O. VOSTATEK [1'41.971]

Lap	Seg1	Seg2	Seg3	Seg4	Lap Time	km/h	Local Time
1		23.686	23.255	26.181	1'45.826	246,6	12:32'10.788
2	30.988	22.594	23.017	26.165	1'42.764	259,0	12:33'53.552
3	30.702	22.464	22.931	25.874	1'41.971	261,5	12:35'35.523
4	30.779	22.706	22.972	26.075	1'42.532	258,4	12:37'18.055
5	30.942	23.317	22.772	26.069	1'43.100	261,5	12:39'01.155
6	31.017	22.548	23.010	25.945	1'42.520	260,2	12:40'43.675
7	30.837	22.420	22.917	26.047	1'42.221	261,5	12:42'25.896
8	30.997	22.677	22.865	25.945	1'42.484	259,6	12:44'08.380
9	30.914	22.537	22.896	25.960	1'42.307	259,6	12:45'50.687
10	30.932	22.670	22.968	26.192	1'42.762	260,2	12:47'33.449
11	31.005	22.847	23.132	26.478	1'43.462	250,6	12:49'16.911
12	31.119	22.590	22.925	26.043	1'42.677	255,9	12:50'59.588
13	31.721	22.870	22.974	26.010	1'43.575	254,1	12:52'43.163
14	31.205	22.647	23.401	26.757	1'44.010	254,7	12:54'27.173
15	31.018	22.670	23.149	26.042	1'42.879	255,9	12:56'10.052
16	31.009	22.654	23.075	26.011	1'42.749	253,5	12:57'52.801
17	31.149	22.547	23.090	26.171	1'42.957	257,8	12:59'35.758
18	31.167	23.125	23.063	25.993	1'43.348	255,9	13:01'19.106
19	30.972	22.456	22.911	25.984	1'42.323	259,0	13:03'01.429

3 / 5

17° 47 A. KOFLER [1'42.438]

Lap	Seg1	Seg2	Seg3	Seg4	Lap Time	km/h	Local Time
1		23.556	23.359	26.650	1'46.103	248,8	12:32'11.065
2	31.082	22.631	23.070	26.271	1'43.054	262,8	12:33'54.119
3	30.821	23.684	23.394	26.362	1'44.261	262,8	12:35'38.380
4	30.985	22.660	23.167	26.096	1'42.908	262,1	12:37'21.288
5	30.977	22.463	23.034	26.209	1'42.683	261,5	12:39'03.971
6	30.958	22.697	23.144	26.106	1'42.905	261,5	12:40'46.876
7	30.966	22.550	23.508	26.353	1'43.377	261,5	12:42'30.253
8	31.023	22.645	23.118	25.958	1'42.744	256,5	12:44'12.997
9	31.015	22.374	23.039	26.010	1'42.438	255,9	12:45'55.435
10	31.022	22.482	23.154	26.201	1'42.859	258,4	12:47'38.294
11	31.169	22.413	23.068	26.176	1'42.826	257,8	12:49'21.120
12	31.099	22.443	23.084	26.097	1'42.723	255,3	12:51'03.843
13	31.110	22.483	23.152	25.957	1'42.702	257,8	12:52'46.545
14	31.094	22.374	23.005	25.996	1'42.469	255,9	12:54'29.014
15	31.351	22.410	23.060	26.115	1'42.936	256,5	12:56'11.950
16	31.062	22.512	23.159	26.207	1'42.940	257,1	12:57'54.890
17	31.218	22.410	23.464	26.151	1'43.243	257,1	12:59'38.133
18	31.147	22.511	23.237	26.270	1'43.165	257,8	13:01'21.298
19	31.340	22.696	23.512	26.546	1'44.094	255,9	13:03'05.392

3 / 5

18° 68 L. POWER [1'42.710]

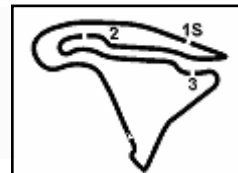
Lap	Seg1	Seg2	Seg3	Seg4	Lap Time	km/h	Local Time
1		24.026	23.610	26.978	1'48.031	237,4	12:32'12.993
2	31.129	22.968	23.030	26.378	1'43.505	247,1	12:33'56.498

10/09/2023

P = Pits In/Out - C = Lap Time Cancelled

These data/results cannot be reproduced, stored and/or transmitted in whole or in part by any manner of electronic, mechanical, photocopying, recording, broadcasting or otherwise now known or herein after developed without the previous express consent by the copyright owner, except for reproduction in daily press and regular printed publications on sale to the public within 60 days of the event related to those data/results and always provided that copyright symbol appears together as follows below.

© DORNA WSBK ORGANIZATION Srl 2023



Magny-Cours 4.411 m

Pirelli French Round, 8-10 September 2023
Chronological Analysis Race 2

4 / 5

Start at 12:30'24.962

3	31.137	23.068	23.187	26.392	1'43.784	259,0	12:35'40.282
4	31.078	22.923	23.082	26.009	1'43.092	255,9	12:37'23.374
5	31.010	22.743	23.158	26.055	1'42.966	254,1	12:39'06.340
6	31.145	22.900	23.332	25.961	1'43.338	257,8	12:40'49.678
7	31.120	22.699	23.120	25.980	1'42.919	255,9	12:42'32.597
8	30.928	22.753	23.185	26.158	1'43.024	254,1	12:44'15.621
9	30.927	22.743	23.177	25.981	1'42.828	254,7	12:45'58.449
10	31.054	22.692	23.098	25.866	1'42.710	254,1	12:47'41.159
11	31.027	22.715	23.095	26.135	1'42.972	255,9	12:49'24.131
12	30.953	22.844	23.259	26.055	1'43.111	243,2	12:51'07.242
13	31.022	22.745	23.240	26.124	1'43.131	246,0	12:52'50.373
14	31.089	22.800	23.224	26.315	1'43.428	248,3	12:54'33.801
15	31.348	22.567	23.221	26.142	1'43.278	247,7	12:56'17.079
16	31.224	22.620	23.248	26.177	1'43.269	250,6	12:58'00.348
17	31.433	22.658	23.372	26.135	1'43.598	251,7	12:59'43.966
18	31.394	22.804	23.666	26.301	1'44.165	250,0	13:01'28.111
19	31.390	23.026	23.403	26.437	1'44.256	248,3	13:03'12.367

Race Time 32'47.05

19° 17 J. MCPHEE [1'42.827]							
Lap	Seg.1	Seg.2	Seg.3	Seg.4	Lap Time	km/h	Local Time
1		23.733	23.507	26.528	1'46.338	260,2	12:32'11.300
2	30.942	23.359	23.238	26.080	1'43.619	253,5	12:33'54.919
3	31.234	23.064	23.178	26.280	1'43.756	260,2	12:35'38.675
4	31.036	22.724	23.077	26.158	1'42.995	262,8	12:37'21.670
5	31.128	22.724	23.238	25.975	1'43.065	260,2	12:39'04.735
6	31.114	22.508	23.057	26.148	1'42.827	259,6	12:40'47.562
7	31.070	22.559	23.153	26.185	1'42.967	260,2	12:42'30.529
8	31.064	22.834	23.138	26.106	1'43.142	257,8	12:44'13.671
9	31.165	22.569	23.077	26.171	1'42.982	258,4	12:45'56.653
10	31.323	22.642	23.205	25.991	1'43.161	257,1	12:47'39.814
11	31.405	22.528	23.454	26.072	1'43.459	256,5	12:49'23.273
12	31.458	22.478	23.217	26.113	1'43.266	255,9	12:51'06.539
13	31.547	22.451	23.216	26.064	1'43.278	256,5	12:52'49.817
14	31.543	22.708	23.269	26.104	1'43.624	254,7	12:54'33.441
15	31.742	22.930	23.180	26.154	1'44.006	255,3	12:56'17.447
16	31.681	22.545	23.192	25.990	1'43.408	259,0	12:58'00.855
17	31.239	22.704	23.250	26.228	1'43.421	259,0	12:59'44.276
18	31.233	22.803	23.430	26.232	1'43.698	258,4	13:01'27.974
19	31.499	23.251	23.529	26.431	1'44.710	252,3	13:03'12.684

Race Time 32'47.722

20° 95 T. MACKENZIE [1'42.956]							
Lap	Seg.1	Seg.2	Seg.3	Seg.4	Lap Time	km/h	Local Time
1		23.692	23.501	26.888	1'47.571	226,4	12:32'12.533
2	31.130	22.771	23.129	26.667	1'43.697	252,9	12:33'56.230
3	30.959	22.767	22.987	26.243	1'42.956	252,3	12:35'39.186
4	31.154	22.939	23.150	26.123	1'43.366	261,5	12:37'22.552
5	31.379	22.599	23.044	25.996	1'43.018	253,5	12:39'05.570
6	31.294	22.682	23.066	26.022	1'43.064	250,0	12:40'48.634
7	31.483	22.604	23.112	26.200	1'43.399	254,1	12:42'32.033
8	31.448	22.645	23.156	26.058	1'43.307	252,3	12:44'15.340
9	31.281	22.910	23.306	26.029	1'43.526	252,3	12:45'58.866
10	31.235	22.622	23.138	26.017	1'43.012	259,0	12:47'41.878
11	31.428	22.864	23.072	26.132	1'43.496	251,7	12:49'25.374
12	31.544	22.594	23.176	25.886	1'43.200	247,1	12:51'08.574
13	31.372	22.579	23.009	26.128	1'43.088	253,5	12:52'51.662
14	31.255	22.639	23.133	25.987	1'43.014	252,3	12:54'34.676
15	31.289	22.724	23.177	26.028	1'43.218	252,3	12:56'17.894
16	31.382	22.712	23.261	27.013	1'44.368	246,6	12:58'02.262
17	31.628	22.597	23.038	25.901	1'43.164	252,3	12:59'45.426
18	31.301	22.659	23.101	26.166	1'43.227	250,6	13:01'28.653
19	31.238	23.206	23.411	26.597	1'44.452	248,8	13:03'13.105

Race Time 32'48.143

21° 27 A. DIAZ [1'42.826]								
Lap	Seg.1	Seg.2	Seg.3	Seg.4	Lap Time	km/h	Local Time	
1			23.631	23.388	26.597	1'46.763	244,3	12:32'11.725
2	31.277	22.749	23.162	26.631	1'43.819	257,8	12:33'55.544	
3	31.163	23.950	23.154	26.334	1'44.601	259,0	12:35'40.145	
4	31.323	23.031	23.226	26.351	1'43.931	246,0	12:37'24.076	
5	31.149	22.974	22.953	26.242	1'43.318	255,3	12:39'07.394	
6	31.224	22.689	22.946	26.166	1'43.025	257,1	12:40'50.419	
7	31.234	22.690	22.897	26.005	1'42.826	255,3	12:42'33.245	
8	31.057	22.684	23.013	26.648	1'43.402	257,8	12:44'16.647	
9	31.132	22.782	22.900	26.153	1'42.967	252,3	12:45'59.614	
10	31.051	22.596	22.975	26.329	1'42.951	255,3	12:47'42.565	
11	31.444	22.795	23.045	27.017	1'44.301	254,7	12:49'26.866	
12	31.288	22.804	22.958	26.249	1'43.299	253,5	12:51'10.165	
13	31.259	22.624	22.851	26.309	1'43.043	254,7	12:52'53.208	
14	31.404	22.740	22.991	26.319	1'43.454	252,9	12:54'36.662	
15	31.278	22.811	23.042	26.416	1'43.547	253,5	12:56'20.209	
16	31.373	22.835	23.235	26.351	1'43.794	253,5	12:58'04.003	
17	31.473	22.776	23.070	26.473	1'43.792	251,2	12:59'47.795	
18	31.395	22.924	23.122	26.382	1'43.823	252,3	13:01'31.618	
19	31.500	22.906	23.001	26.447	1'43.854	250,0	13:03'15.472	

Race Time 32'50.510

22° 51 A. SARMOON [1'42.757]								
Lap	Seg.1	Seg.2	Seg.3	Seg.4	Lap Time	km/h	Local Time	
1			23.578	23.218	26.395	1'45.590	242,2	12:32'10.552
2	30.995	22.712	22.973	26.131	1'42.811	260,2	12:33'53.363	
3	30.939	22.714	22.926	26.178	1'42.757	259,0	12:35'36.120	
4	31.057	23.062	22.987	26.167	1'43.273	257,8	12:37'19.393	
5	31.164	22.639	22.957	26.183	1'42.943	256,5	12:39'02.336	
6	31.225	22.572	23.182	26.350	1'43.329	257,1	12:40'45.665	
7	31.562	22.819	23.097	26.684	1'44.162	258,4	12:42'29.827	
8	31.355	23.147	23.430	26.131	1'44.063	254,7	12:44'13.890	
9	31.146	22.644	23.074	26.166	1'43.030	259,6	12:45'56.920	
10	31.108	22.781	23.196	26.153	1'43.238	255,9	12:47'40.158	
11	31.203	22.678	23.360	26.307	1'43.548	253,5	12:49'23.706	
12	31.247	22.658	23.117	26.193	1'43.215	257,8	12:51'06.921	
13	31.260	22.676	23.184	26.059	1'43.179	258,4	12:52'50.100	
14	31.280	22.831	23.250	26.153	1'43.514	254,7	12:54'33.614	
15	31.647	23.046	23.344	26.061	1'44.098	253,5	12:56'17.712	
16	31.351	22.805	23.244	26.190	1'43.590	253,5	12:58'01.302	
17	31.095	22.751	23.101	26.369	1'43.316	256,5	12:59'44.618	
18	31.167	23.045	23.307	26.363	1'43.882	255,9	13:01'28.500	
19	31.242	23.208	23.479	26.596	1'44.525	247,1	13:03'13.025	

Race Time 32'48.063 + 6.000Pen

23° 71 T. EDWARDS [1'42.033]								
Lap	Seg.1	Seg.2	Seg.3	Seg.4	Lap Time	km/h	Local Time	
1			23.147	23.125	26.570	1'45.391	248,8	12:32'10.353
2	30.897	22.600	22.825	26.130	1'42.452	260,2	12:33'52.805	
3	30.717	22.563	22.912	26.039	1'42.231	255,3	12:35'35.036	
4	30.872	22.957	23.022	26.437	1'43.288	265,4	12:37'18.324	
5	30.720	22.576	22.808	25.929	1'42.033	259,6	12:39'00.357	
6	30.804	22.669	23.208	26.118	1'42.799	262,8	12:40'43.156	
7	30.680	22.644	22.848	26.121	1'42.293	259,6	12:42'25.449	
8	30.765	22.522	22.852	26.111	1'42.250	264,1	12:44'07.699	
9	30.956	22.443	22.864	26.250	1'42.513	259,6	12:45'50.212	
10	30.902	22.541	22.993	26.261	1'42.697	258,4	12:47'32.909	
11	30.999	22.622	23.373	54.991	2'11.985	256,5	12:49'44.894	
12	31.691	22.778	23.265	26.335	1'44.069	253,5	12:51'28.963	
13	31.120	22.780	23.044	26.351	1'43.295	253,5	12:53'12.258	
14	31.195	22.837	22.995	26.422	1'43.449	252,3	12:54'55.707	
15	31.265	22.668	23.088	26.228	1'43.249	252,3	12:56'38.956	
16	31.261	22.580	23.157	26.171	1'43.169	252,3	12:58'22.125	
17	31.400	22.792	23.104	26.315	1'43.611	253,5	13:00'05.736	

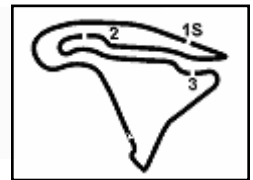
10/09/2023

P = Pits In/Out - C = Lap Time Cancelled

These data/results cannot be reproduced, stored and/or transmitted in whole or in part by any manner of electronic, mechanical, photocopying, recording, broadcasting or otherwise now known or herein after developed without the previous express consent by the copyright owner, except for reproduction in daily press and regular printed publications on sale to the public within 60 days of the event related to those data/results and always provided that copyright symbol appears together as follows below.

© DORNA WSBK ORGANIZATION Srl 2023





Magny-Cours 4.411 m

Pirelli French Round, 8-10 September 2023
Chronological Analysis Race 2

Start at 12:30'24.962

5 / 5

18	31.247	22.693	23.102	26.282	1'43.324	254,7	13:01'49.060	3	30.534	22.161	22.506	26.289	1'41.490	259,6	12:35'29.006
19	31.107	22.756	23.273	26.533	1'43.669	252,9	13:03'32.729	4	30.626	22.130	22.596	25.766	1'41.118	260,2	12:37'10.124
Race Time 33'07.767								5	30.773	22.238	22.596	25.839	1'41.446	260,9	12:38'51.570
6	30.681	22.182	22.584	25.750	1'41.197	259,6	12:40'32.767	7	30.746	22.122	22.581	25.766	1'41.215	259,0	12:42'13.982
8	30.691	22.171	22.615	25.622	1'41.099	258,4	12:43'55.081	8	30.816	22.154	22.688	25.816	1'41.474	255,3	12:45'36.555
9	30.816	22.154	22.688	25.816	1'41.474	255,3	12:47'18.016	10	30.822	22.223	22.650	25.766	1'41.461	257,1	12:47'18.016
11	30.856	22.092	22.666	25.716	1'41.330	255,9	12:48'59.346	Race Time 18'34.384							

24° 16 Y. OKAYA [1'43.527]

Lap	Seg1	Seg2	Seg3	Seg4	Lap Time	km/h	Local Time
1		23.835	23.572	27.001	1'47.907	236,8	12:32'12.869
2	31.160	22.819	23.074	26.482	1'43.535	257,8	12:33'56.404
3	31.146	22.995	23.043	26.343	1'43.527	263,4	12:35'39.931
4	30.795	22.969	26.189	27.519	2'17.472	264,1	12:37'57.403
5	31.683	23.498	23.624	26.744	1'45.549	253,5	12:39'42.952
6	31.560	24.338	23.648	26.806	1'46.352	254,7	12:41'29.304
7	31.647	22.987	23.600	26.575	1'44.809	253,5	12:43'14.113
8	31.416	22.965	23.423	26.473	1'44.277	253,5	12:44'58.390
9	31.517	22.733	23.424	26.659	1'44.333	252,3	12:46'42.723
10	31.836	23.337	28.887	26.674	1'50.734	252,3	12:48'33.457
11	31.629	23.169	28.100	26.575	1'49.473	251,7	12:50'22.930
12	31.579	22.812	23.473	26.717	1'44.581	252,3	12:52'07.511
13	31.296	22.619	23.222	26.443	1'43.580	252,9	12:53'51.091
14	37.661	23.083	23.702	26.830	1'51.276	247,7	12:55'42.367
15	31.512	26.793	29.262	30.023	1'57.590	253,5	12:57'39.957
16	31.473	22.813	23.498	26.656	1'44.440	255,3	12:59'24.397
17	31.475	22.924	22.996	26.357	1'43.752	246,6	13:01'08.149
18	31.099	22.920	23.126	26.486	1'43.631	255,9	13:02'51.780
Race Time 32'26.818							

RET 69 T. BOOTH-AMOS [1'41.413]

Lap	Seg1	Seg2	Seg3	Seg4	Lap Time	km/h	Local Time	
1			22.708	23.008	26.487	1'44.295	256,5	12:32'09.257
2	30.714	22.575	22.765	26.013	1'42.067	257,1	12:33'51.324	
3	30.626	22.435	22.672	25.735	1'41.468	259,0	12:35'32.792	
4	30.648	22.313	22.707	25.745	1'41.413	262,1	12:37'14.205	
5	30.694	22.207	22.823	25.820	1'41.544	259,0	12:38'55.749	
6	30.563	22.745	22.751	25.783	1'41.842	260,2	12:40'37.591	
7	30.666	22.299	22.725	25.763	1'41.453	258,4	12:42'19.044	
8	30.694	22.610	22.779	25.697	1'41.780	259,0	12:44'00.824	
9	30.679	22.382	22.668	25.915	1'41.644	259,6	12:45'42.468	
10	30.652	22.625	22.798	33.944	1'50.019	259,6	12:47'32.487	
11	53.540	29.741	35.065	36.547	2'34.893P	150,8	12:50'07.380	
Race Time 19'42.418								

RET 54 B. SOFUOGLU [1'41.733]

Lap	Seg1	Seg2	Seg3	Seg4	Lap Time	km/h	Local Time
1		23.086	23.017	26.547	1'44.821	243,8	12:32'09.783
2	30.748	22.608	22.953	26.003	1'42.312	255,3	12:33'52.095
3	30.654	22.542	22.767	26.143	1'42.106	262,8	12:35'34.201
4	30.818	22.558	22.753	25.917	1'42.046	261,5	12:37'16.247
5	30.823	22.273	22.776	25.861	1'41.733	261,5	12:38'57.980
6	30.758	22.337	22.899	25.839	1'41.833	262,8	12:40'39.813
7	30.755	22.256	22.927	25.873	1'41.811	263,4	12:42'21.624
8	30.782	22.183	22.873	26.039	1'41.877	262,1	12:44'03.501
9	30.839	22.316	22.837	25.814	1'41.806	260,2	12:45'45.307
10	30.795	22.312	22.889	25.912	1'41.908	259,6	12:47'27.215
11	30.811	22.125	22.897	25.929	1'41.762	259,6	12:49'08.977
12	30.960	22.455	22.917	25.891	1'42.223	258,4	12:50'51.200
13	30.892	22.245	22.806	25.917	1'41.860	259,0	12:52'33.060
14	30.908	22.497	22.719	25.879	1'42.003	258,4	12:54'15.063
15	30.886	22.241	22.834	25.924	1'41.885	258,4	12:55'56.948
Race Time 25'31.986							

RET 22 F. FULIGNI [1'43.690]

Lap	Seg1	Seg2	Seg3	Seg4	Lap Time	km/h	Local Time	
1			23.662	23.711	26.841	1'47.182	244,3	12:32'12.144
2	31.202	22.616	23.156	26.746	1'43.720	259,0	12:33'55.864	
3	30.844	23.437	23.015	26.394	1'43.690	262,1	12:35'39.554	
Race Time 5'14.592								

RET 73 M. KOFLER [1'43.090]

Lap	Seg1	Seg2	Seg3	Seg4	Lap Time	km/h	Local Time
1		23.687	23.624	26.901	1'47.485	232,3	12:32'12.447
2	30.994	22.728	23.245	26.721	1'43.688	257,8	12:33'56.135
3	30.978	24.211	23.280	26.413	1'44.882	262,1	12:35'41.017
4	31.194	22.723	23.198	26.290	1'43.405	255,9	12:37'24.422
5	31.107	22.901	23.490	26.263	1'43.761	257,1	12:39'08.183
6	31.160	22.590	23.151	26.189	1'43.090	259,0	12:40'51.273
7	31.078	22.723	23.124	26.208	1'43.133	257,8	12:42'34.406
8	31.219	23.901	24.008	26.443	1'45.571	253,5	12:44'19.977
9	31.398	23.115	23.426	26.373	1'44.312	254,1	12:46'04.289
10	31.707	22.942	23.743	26.529	1'44.921	252,9	12:47'49.210
11	31.830	23.412	24.387	26.971	1'46.600	252,3	12:49'35.810
12	32.049	23.373	23.916	27.036	1'46.374	249,4	12:51'22.184
13	32.065	23.082	23.806	30.624	1'49.577P	250,0	12:53'11.761
Race Time 22'46.799							

RET 3 R. DE ROSA [1'41.099]

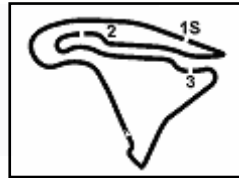
Lap	Seg1	Seg2	Seg3	Seg4	Lap Time	km/h	Local Time
1		22.410	22.643	25.978	1'41.429	257,1	12:32'06.391
2	30.657	22.086	22.632	25.750	1'41.125	259,0	12:33'47.516

10/09/2023 P = Pits In/Out - C = Lap Time Cancelled

These data/results cannot be reproduced, stored and/or transmitted in whole or in part by any manner of electronic, mechanical, photocopying, recording, broadcasting or otherwise now known or herein after developed without the previous express consent by the copyright owner, except for reproduction in daily press and regular printed publications on sale to the public within 60 days of the event related to those data/results and always provided that copyright symbol appears together as follows below.

© DORNA WSBK ORGANIZATION Srl 2023





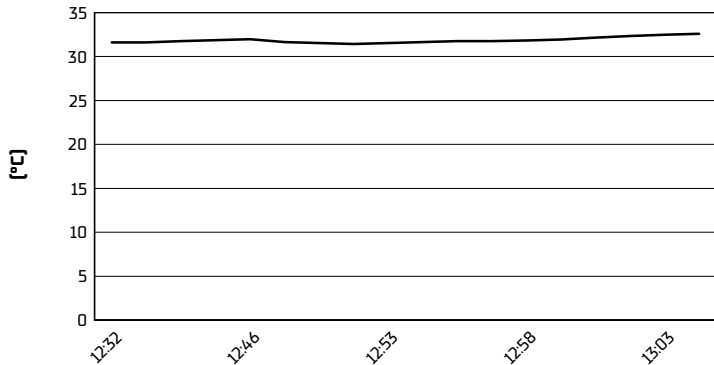
Magny-Cours 4.411 m

Pirelli French Round, 8-10 September 2023

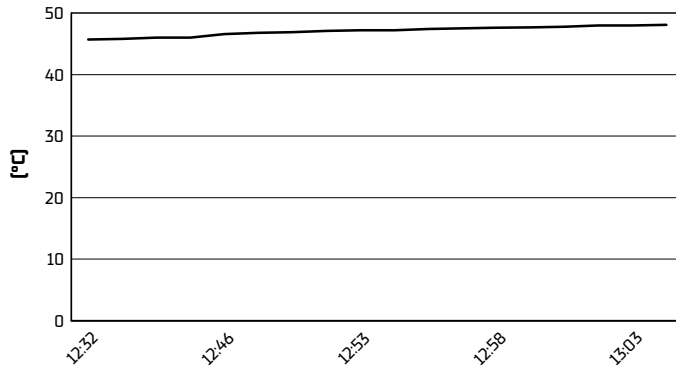
Weather Report Race 2

Session started 12:30 - Session ended 13:05

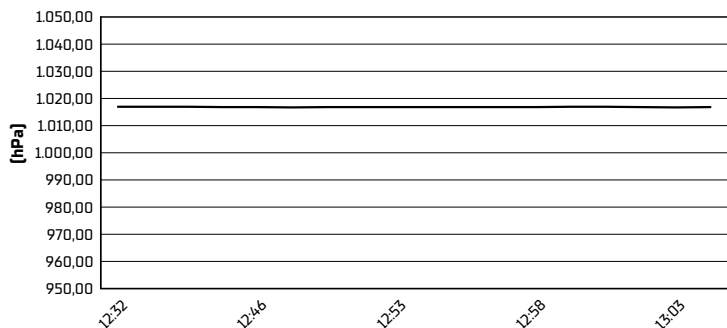
Air Temperature



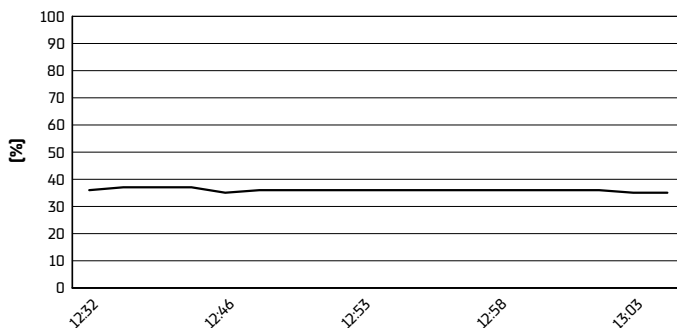
Track Temperature



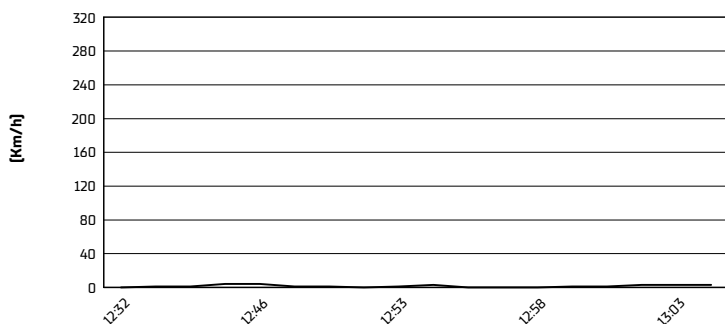
Air Pressure



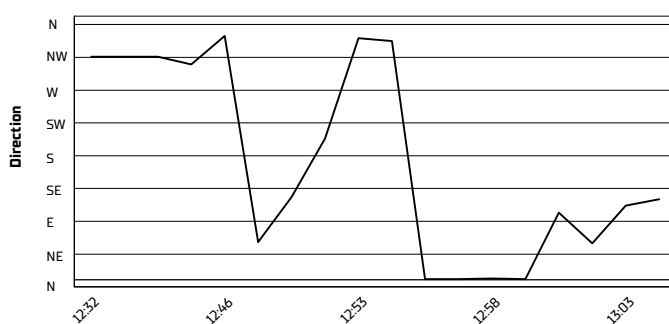
Humidity



Wind Speed



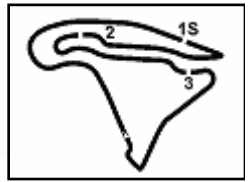
Wind Direction



10/09/2023

These data/results cannot be reproduced, stored and/or transmitted in whole or in part by any manner of electronic, mechanical, photocopying, recording, broadcasting or otherwise now known or herein after developed without the previous express consent by the copyright owner, except for reproduction in daily press and regular printed publications on sale to the public within 60 days of the event related to those data/results and always provided that copyright symbol appears together as follows below.

© DORNA WSBK ORGANIZATION Srl 2023



Magny-Cours 4.411 m

Pirelli French Round, 8-10 September 2023
Manufacturers Standings

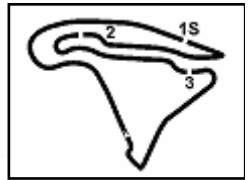
Points	Points From First	Points From Previous	February 26 PHILLIP ISLAND		March 5 MANDALIKA		April 23 ASSEN		May 7 BARCELONA		June 4 MISANO		July 2 DONINGTON PARK		July 16 IMOLA		July 30 MOST		September 10 MAGNY-COURS		September 24 ARAGON		October 1 PORTIMAO		October 29 JEREZ		
			1	2	1	2	1	2	1	2	1	2	1	2	1	2	1	2	1	2	1	2	1	2	1	2	1
1	395		25	25	20	25	25	25	25	10	25	20	25	25	16	20	25	9	25	25							
			1	1	1	1	1	1	1	1	1	1	1	1	1	1	1	1	1	1							
2	331	64	20	20	10	20	16	20	13	16	20	25	20	20	11	25	25	20	10	20	20						
			2	2	3	2	2	2	2	2	2	2	2	2	2	2	2	2	2	2	2						
3	255	140	76	9	13	13	11	20	13	20	25	13	16	8	8	20	8	16	20	9	13						
				6	4	5	4	4	4	3	3	3	3	3	3	3	3	3	3	3	3						
4	202	193	53	16	16	25	13	9	8	4	4	6	11	10	13	8	13	11	13	13	9						
				3	3	2	2	3	3	4	4	4	4	4	4	4	4	4	4	4	4						
5	131	264	71	13	7	16	10	4	11	6	8	7	6	1	4			9	7	11	11						
				4	5	4	4	5	5	5	5	5	5	5	5	5	5	5	5	5	5						
6	42	353	89	11	1	2	3											25									
				5	6	6	6	6	6	6	6	6	6	6	6	6	6	6	6	6	6						
7	1	394	41											1													
														7	7	7	7	7	7	7	7						

10/09/2023 First Line: Championship Standings - Second Line: Ranking Progression

These data/results cannot be reproduced, stored and/or transmitted in whole or in part by any manner of electronic, mechanical, photocopying, recording, broadcasting or otherwise now known or herein after developed without the previous express consent by the copyright owner, except for reproduction in daily press and regular printed publications on sale to the public within 60 days of the event related to those data/results and always provided that copyright symbol appears together as follows below.

© DORNA WSBK ORGANIZATION Srl 2023





Pirelli French Round, 8-10 September 2023
Team Standings

	February 26 PHILLIP ISLAND	March 5 MANDALIKA	April 23 ASSEN	May 7 BARCELONA	June 4 MISANO	July 2 DONINGTON PARK	July 16 IMOLA	July 30 MOST	September 10 MAGNY-COURS	September 24 ARAGON	October 1 PORTIMAO	October 29 JEREZ		
18 D34G Racing	33 [-366]													
BAYLISS Oliver	26	6	8	4									3	5
KOFLER Maximilian	4							4						
KOFLER Andreas	3							1	2					
19 AltoGo Racing Team	23 [-376]													
CORSI Simone	23				3		10	10						
20 Yart-Yamaha WorldSSP Team	15 [-384]													
EDWARDS Tom	15				1	2	5		3	2	2			
21 Eder Racing	10 [-389]													
GRADINGER Thomas	10												10	
22 Extreme Racing Service	4 [-395]													
OTTAVIANI Luca	4							4						
23 Arco Yart Yamaha WorldSSP	3 [-396]													
DIAZ Alvaro	3							3						
24 Axon Seven Team	2 [-397]													
BUSSOLOTI Marco	2					2								
25 Astro-JJR Suzuki	1 [-398]													
IRWIN Rhys	1							1						
26 ProDina Kawasaki Racing	1 [-398]													
VALTULINI Stefano	1							1						

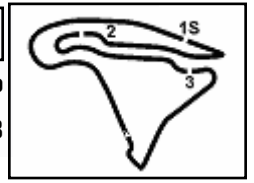
10/09/2023

These data/results cannot be reproduced, stored and/or transmitted in whole or in part by any manner of electronic, mechanical, photocopying, recording, broadcasting or otherwise now known or herein after developed without the previous express consent by the copyright owner, except for reproduction in daily press and regular printed publications on sale to the public within 60 days of the event related to those data/results and always provided that copyright symbol appears together as follows below.

© DORNA WSBK ORGANIZATION Srl 2023

FICR PERUGIA TIMING





Magny-Cours 4.411 m

Pirelli French Round, 8-10 September 2023
Race Winners

	2020	2021	2022	2023
01 Philip Island	Locatelli A. (ITA) YAM		RC1: Montella Y. (ITA) KAW RC2: Aegerter D. (SUI) YAM	RC1: Bulega N. (ITA) DUC RC2: Bulega N. (ITA) DUC
02 Mandalika		RC1: De Rosa R. (ITA) KAW RC2: Cluzel J. (FRA) YAM	RC1: Tuuli N. (FIN) MVA RC2: Aegerter D. (SUI) YAM	RC1: Oncu C. (TUR) KAW RC2: Caricasulo F. (ITA) DUC
03 Assen		RC1: Aegerter D. (SUI) YAM RC2: Aegerter D. (SUI) YAM	RC1: Aegerter D. (SUI) YAM RC2: Aegerter D. (SUI) YAM	RC1: Bulega N. (ITA) DUC RC2: Bulega N. (ITA) DUC
04 Barcelona	RC1: Verdoia A. (FRA) YAM RC2: Locatelli A. (ITA) YAM	RC1: Krummenacher R. (SUI) YAM RC2: Gonzalez M. (ESP) YAM	RC1: Aegerter D. (SUI) YAM RC2: Aegerter D. (SUI) YAM	RC1: Bulega N. (ITA) DUC RC2: Sofuoglu B. (TUR) MVA
05 Misano		RC1: Aegerter D. (SUI) YAM RC2: Aegerter D. (SUI) YAM	RC1: Aegerter D. (SUI) YAM RC2: Aegerter D. (SUI) YAM	RC1: Bulega N. (ITA) DUC RC2: Manzi S. (ITA) YAM
06 Donington			RC1: Aegerter D. (SUI) YAM RC2: Aegerter D. (SUI) YAM	RC1: Bulega N. (ITA) DUC RC2: Bulega N. (ITA) DUC
07 Imola				RC1: Manzi S. (ITA) YAM RC2: Manzi S. (ITA) YAM
08 Most		RC1: Odendaal S. (RSA) YAM RC2: Aegerter D. (SUI) YAM	RC1: Baldassarri L. (ITA) YAM RC2: Baldassarri L. (ITA) YAM	RC1: Bulega N. (ITA) DUC RC2: Mackenzie T. (GBR) HDN
09 Magny-Cours	RC1: Locatelli A. (ITA) YAM RC2: Mahias L. (FRA) KAW	RC1: Aegerter D. (SUI) YAM RC2: Gonzalez M. (ESP) YAM	RC1: Baldassarri L. (ITA) YAM RC2: Aegerter D. (SUI) YAM	RC1: Bulega N. (ITA) DUC RC2: Bulega N. (ITA) DUC
10 Aragon	RC1: Locatelli A. (ITA) YAM RC2: Locatelli A. (ITA) YAM	RC1: Odendaal S. (RSA) YAM RC2: Odendaal S. (RSA) YAM	RC1: Baldassarri L. (ITA) YAM RC2: Aegerter D. (SUI) YAM	
11 Portimao	RC1: Locatelli A. (ITA) YAM RC2: Locatelli A. (ITA) YAM	RC1: Cluzel J. (FRA) YAM RC2: Odendaal S. (RSA) YAM	RC1: Manzi S. (ITA) TRI RC2: Aegerter D. (SUI) YAM	
12 Jerez	RC1: Locatelli A. (ITA) YAM RC2: Locatelli A. (ITA) YAM	Aegerter D. (SUI) YAM		

2023

- 11 N. Bulega**
- 3 S. Manzi**
- 1 F. Caricasulo**
- 1 T. Mackenzie**
- 1 C. Oncu**
- 1 B. Sofuoglu**

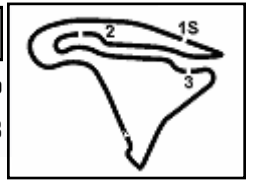
ALL TIMES

- | | | | | |
|--------------------------|--------------------------|------------------------|--------------------------|------------------------|
| 43 K. Sofuoglu | 6 S. Chambon | 3 I. MacPherson | 1 T. Mackenzie | 1 L. Zanetti |
| 27 D. Aegerter | 6 C. Davies | 3 J. Rea | 1 Y. Montella | 1 W. Zeelenberg |
| 24 J. Cluzel | 6 K. Fujiwara | 3 L. Scassa | 1 S. Morais | |
| 16 F. Foret | 6 B. Parkes | 3 K. Smith | 1 G. Nannelli | |
| 12 S. Charpentier | 6 J. Teuchert | 2 J. Brookes | 1 C. Oncu | |
| 12 E. Laverty | 6 M. van der Mark | 2 S. Cortese | 1 M. Pirro | |
| 12 A. Locatelli | 5 C. Crutchlow | 2 M. Gonzalez | 1 G. Rea | |
| 11 N. Bulega | 5 S. Odendaal | 2 P. Jacobsen | 1 P. Riba | |
| 11 K. Muggeridge | 4 L. Baldassarri | 2 N. Tuuli | 1 M. Roccoli | |
| 9 L. Mahias | 4 K. Curtain | 2 A. West | 1 R. Rolfo | |
| 8 S. Lowes | 4 S. Manzi | 2 R. Xaus | 1 B. Sofuoglu | |
| 7 F. Caricasulo | 4 C. Vermeulen | 1 A. Badovini | 1 Y. Tiberio | |
| 7 R. Krummenacher | 4 J. Whitham | 1 P. Bontempi | 1 J. Vd Goorbergh | |
| 7 A. Pitt | 3 C. Kellner | 1 R. De Rosa | 1 A. Verdoia | |
| 6 P. Casoli | 3 J. Lascorz | 1 L. Lanzi | 1 R. Wilairot | |

10/09/2023

These data/results cannot be reproduced, stored and/or transmitted in whole or in part by any manner of electronic, mechanical, photocopying, recording, broadcasting or otherwise now known or herein after developed without the previous express consent by the copyright owner, except for reproduction in daily press and regular printed publications on sale to the public within 60 days of the event related to those data/results and always provided that copyright symbol appears together as follows below.

© DORNA WSBK ORGANIZATION Srl 2023



Pirelli French Round, 8-10 September 2023
Best Laps & Speeds

No.	Rider Bike	Nat	Best Lap		FP1		FP2		SP		RC1		WUP		RC2	
			LL	SPD	LL	SPD	LL	SPD	LL	SPD	LL	SPD	LL	SPD	LL	SPD
1	11 N. BULEGA Ducati Panigale V2	ITA	1'40.074 88 262,7		1'41.581 18 262,7	1'41.114 17 261,5	1'40.074 7 261,5		1'41.026 19 258,3	1'40.747 8 260,2	1'40.545 19 261,5					
2	94 V. DEBISE Yamaha YZF R6	FRA	1'40.248 88 262,1		1'41.083 18 259,6	1'41.178 15 256,5	1'40.248 9 259,6		1'40.928 19 258,3	1'40.764 8 260,2	1'40.520 19 262,1					
3	3 R. DE ROSA Ducati Panigale V2	ITA	1'40.366 83 260,8		1'41.754 20 260,2	1'41.499 17 258,9	1'40.366 8 259,6		1'42.143 19 260,8	1'41.223 8 253,5	1'41.099 11 260,8					
4	62 S. MANZI Yamaha YZF R6	ITA	1'40.398 94 264,0		1'42.183 20 260,2	1'41.385 19 257,7	1'40.398 10 258,9		1'41.027 19 258,3	1'41.384 7 254,7	1'40.698 19 264,0					
5	55 Y. MONTELLA Ducati Panigale V2	ITA	1'40.532 88 264,0		1'42.054 15 261,5	1'41.465 19 258,3	1'40.532 8 262,1		1'41.475 19 258,9	1'41.398 8 257,7	1'41.469 19 264,0					
6	99 A. HUERTAS Kawasaki ZX-6R	ESP	1'40.640 84 267,3		1'41.136 18 262,1	1'41.546 12 263,4	1'40.640 8 262,7		1'41.336 19 264,0	1'40.974 8 267,3	1'41.120 19 267,3					
7	66 N. TUULI Triumph Street Triple RS 765	FIN	1'40.702 91 264,7		1'41.734 19 264,7	1'41.593 19 258,3	1'40.702 9 262,1		1'41.276 19 264,0	1'41.411 6 258,3	1'41.392 19 264,7					
8	23 M. SCHROETTER MV Agusta F3 800 RR	GER	1'40.791 94 263,4		1'42.457 19 258,9	1'41.777 19 260,2	1'40.791 10 260,8		1'41.602 19 260,2	1'41.606 8 255,9	1'41.295 19 263,4					
9	48 L. DALLA PORTA Yamaha YZF R6	ITA	1'40.804 99 262,1		1'41.914 23 262,1	1'41.856 21 261,5	1'40.804 9 261,5		1'41.937 19 260,8	1'41.192 8 258,9	1'41.276 19 262,1					
10	25 A. VERDOIA Yamaha YZF R6	FRA	1'40.808 94 262,1		1'41.626 19 261,5	1'41.813 19 256,5	1'40.808 10 260,8		1'42.002 19 262,1	1'41.838 8 259,6	1'42.176 19 262,1					
11	64 F. CARICASULO Ducati Panigale V2	ITA	1'40.875 95 264,0		1'41.872 22 260,8	1'41.595 20 260,8	1'40.875 7 261,5		1'41.684 19 261,5	1'41.367 8 258,3	1'41.377 19 264,0					
12	9 J. NAVARRO Yamaha YZF R6	ESP	1'40.944 73 263,4		1'41.934 20 261,5	1'41.544 14 257,7	1'40.944 10 260,2		1'42.285 2 256,5	1'41.553 8 260,2	1'41.351 19 263,4					
13	43 S. JESPERSEN Yamaha YZF R6	DEN	1'41.072 93 262,1		1'41.763 19 258,9	1'42.214 17 257,7	1'41.072 11 260,2		1'42.359 19 258,3	1'42.196 8 257,1	1'42.099 19 262,1					
14	86 J. GIMBERT Yamaha YZF R6	FRA	1'41.079 86 266,6		1'42.090 17 262,7	1'42.249 14 262,1	1'41.079 9 260,2		1'42.414 19 258,3	1'42.106 8 262,7	1'41.651 19 266,6					
15	28 G. VAN STRAALLEN Yamaha YZF R6	NED	1'41.082 60 260,2		1'42.030 9 259,6	1'43.198 8 251,7	1'41.082 11 258,9		1'42.697 8 256,5	1'42.374 5 255,9	1'42.052 19 260,2					
16	69 T. BOOTH-AMOS Kawasaki ZX-6R	GBR	1'41.208 89 262,1		1'42.082 21 258,3	1'42.305 19 258,9	1'41.208 10 257,1		1'42.324 19 257,1	1'41.478 9 257,7	1'41.413 11 262,1					
17	54 B. SOFUOGLU MV Agusta F3 800 RR	TUR	1'41.216 93 263,4		1'42.513 18 260,2	1'41.983 22 258,9	1'41.216 11 260,8		1'42.039 19 261,5	1'41.900 8 258,3	1'41.733 15 263,4					
18	17 J. MCPHEE Kawasaki ZX-6R	GBR	1'41.510 87 262,7		1'43.133 18 258,9	1'42.698 15 260,2	1'41.510 8 258,9		1'42.702 19 258,3	1'42.613 8 262,7	1'42.827 19 262,7					
19	71 T. EDWARDS Yamaha YZF R6	AUS	1'41.605 89 265,3		1'44.039 12 259,6	1'42.621 20 259,6	1'41.605 11 256,5		1'42.966 19 260,2	1'42.211 8 260,2	1'42.033 19 265,3					
20	50 O. VOSTATEK Triumph Street Triple RS 765	CZE	1'41.651 92 262,1		1'42.490 18 262,1	1'43.064 19 257,7	1'41.651 9 258,9		1'43.200 19 259,6	1'42.180 8 260,8	1'41.971 19 261,5					
21	61 C. ONCU Kawasaki ZX-6R	TUR	1'41.860 90 261,5		1'42.811 18 257,1	1'43.631 17 257,7	1'41.860 9 261,5		1'43.150 19 256,5	1'42.377 8 256,5	1'42.244 19 261,5					
22	51 A. SARMOON Yamaha YZF R6	THA	1'42.023 96 260,8		1'44.046 20 260,2	1'43.182 20 257,1	1'42.023 10 259,6		1'43.064 19 260,8	1'43.319 8 257,1	1'42.757 19 260,2					
23	22 F. FULIGNI Ducati Panigale V2	ITA	1'42.261 74 262,1		1'43.795 16 257,7	1'42.957 17 256,5	1'42.261 11 260,2		1'43.231 19 260,2	1'42.740 8 254,1	1'43.690 3 262,1					
24	47 A. KOFLER Ducati Panigale V2	AUT	1'42.346 93 262,7		1'43.749 23 258,9	1'43.459 17 258,3	1'42.346 6 260,2		1'43.269 19 262,1	1'42.695 9 259,6	1'42.438 19 262,7					
25	95 T. MACKENZIE Honda CBR600RR	GBR	1'42.515 82 261,5		1'44.069 16 257,7	1'43.040 15 254,1	1'43.623 5 254,1		1'43.521 19 254,7	1'42.515 8 251,7	1'42.956 19 261,5					

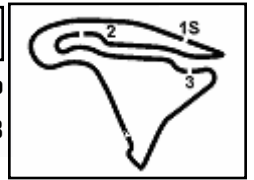
10/09/2023

These data/results cannot be reproduced, stored and/or transmitted in whole or in part by any manner of electronic, mechanical, photocopying, recording, broadcasting or otherwise now known or herein after developed without the previous express consent by the copyright owner, except for reproduction in daily press and regular printed publications on sale to the public within 60 days of the event related to those data/results and always provided that copyright symbol appears together as follows below.

© DORNA WSBK ORGANIZATION Srl 2023

FICR PERUGIA TIMING





Magny-Cours 4.411 m

Pirelli French Round, 8-10 September 2023
Best Laps & Speeds

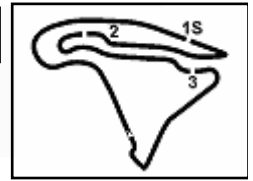
2 / 2

No.	Rider	Nat	Best Lap		FP1		FP2		SP		RC1		WUP		RC2	
			LL	SPD	LL	SPD	LL	SPD	LL	SPD	LL	SPD	LL	SPD	LL	SPD
26	68 L. POWER Kawasaki ZX-6R	AUS	1'42.538 96	258,9	1'44.298 18	255,9	1'43.085 20	255,9	1'42.538 11	255,9	1'44.233 19	254,7	1'42.964 9	256,5	1'42.710 19	258,9
27	27 A. DIAZ Yamaha YZF R6	ESP	1'42.586 89	258,9	1'44.182 17	254,7	1'43.427 15	252,9	1'42.816 11	254,7	1'44.325 19	253,5	1'42.586 8	255,9	1'42.826 19	258,9
28	7 A. NORRODIN Honda CBR600RR	MAS	1'42.610 64	259,6	1'44.443 18	254,1	1'44.053 17	252,9	1'42.610 10	257,7	1'43.237 19	259,6				
29	96 M. GREGORIO Yamaha YZF R6	FRA	1'42.872 63	255,9	1'43.587 18	255,9	1'43.335 18	251,7	1'42.872 9	254,1	1'44.784 12	251,7	1'43.552 6	249,4		
30	73 M. KOFLER Ducati Panigale V2	AUT	1'42.906 84	262,1	1'44.018 21	259,6	1'43.235 18	258,9	1'43.436 4	255,9	1'43.848 19	256,5	1'42.906 9	258,9	1'43.090 13	262,1
31	16 Y. OKAYA Kawasaki ZX-6R	JPN	1'42.919 80	264,0	1'43.993 22	257,7	1'44.869 2	256,5	1'42.919 11	257,1	1'43.273 19	260,8	1'42.993 8	257,1	1'43.527 18	264,0
32	98 M. ABE Yamaha YZF R6	JPN	1'45.224 30	255,3	1'46.379 19	254,7	1'46.752 1	255,3	1'45.224 10	255,3						

10/09/2023

These data/results cannot be reproduced, stored and/or transmitted in whole or in part by any manner of electronic, mechanical, photocopying, recording, broadcasting or otherwise now known or herein after developed without the previous express consent by the copyright owner, except for reproduction in daily press and regular printed publications on sale to the public within 60 days of the event related to those data/results and always provided that copyright symbol appears together as follows below.

© DORNA WSBK ORGANIZATION Srl 2023



Magny-Cours 4.411 m

Pirelli French Round, 8-10 September 2023
Pirelli Best Lap Award

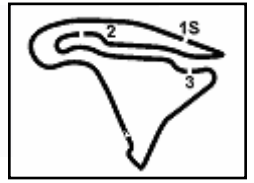
	Points	Points From First	Points From Previous	February 26 PHILLIP ISLAND	March 5 MANDALIKA	April 23 ASSEN	May 7 BARCELONA	June 4 MISANO	July 2 DONINGTON PARK	July 16 IMOLA	July 30 MOST	September 10 MAGNY-COURS	September 24 ARAGON	October 1 PORTIMAO	October 29 JEREZ			
1 BULEGA Nicolo (ITA)	8			1		1 1	1		1 1		1 1							
2 MANZI Stefano (ITA)	4	4		1	1					1 1								
3 DEBISE Valentin (FRA)	2	6	2									1 1						
4 CARICASULO Federico (ITA)	2	6	0					1 1										
5 SOFUOGLU Bahattin (TUR)	1	7	1				1											
6 ONCU Can (TUR)	1	7	0		1													

10/09/2023

First Line: Championship Standings - Second Line: Ranking Progression

These data/results cannot be reproduced, stored and/or transmitted in whole or in part by any manner of electronic, mechanical, photocopying, recording, broadcasting or otherwise now known or herein after developed without the previous express consent by the copyright owner, except for reproduction in daily press and regular printed publications on sale to the public within 60 days of the event related to those data/results and always provided that copyright symbol appears together as follows below.

© DORNA WSBK ORGANIZATION Srl 2023



Magny-Cours 4.411 m

Pirelli French Round, 8-10 September 2023
Rider's Performance

	Points	Points From First	Points From Previous	February 26	March 5	April 23	May 7	June 4	July 2	July 16	July 30	September 10	September 24	October 1	October 29				
				PHILLIP ISLAND	MANDALIKA	ASSEN	BARCELONA	MISANO	DONINGTON PARK	IMOLA	MOST	MAGNY-COURS	ARAGON	PORTIMAO	JEREZ				
				G 1 2	G 1 2	G 1 2	G 1 2	G 1 2	G 1 2	G 1 2	G 1 2	G 1 2	G 1 2	G 1 2	G 1 2	G 1 2	G 1 2	G 1 2	G 1 2
35 OTTAVIANI	4	354	0							11 12 Rt									
36 KOFLER	3	355	1								16 15 14	24 20 17							
37 DIAZ	3	355	0				27 26 20	Rt 21	23 Rt 20	17 Rt 13	23 Rt	27 27 21							
38 BUSSOLOTI	2	356	1					12 Rt 14											
39 VALTULINI	1	357	1							26 15 Rt									
40 IRWIN	1	357	0						18 16 15										
41 FERNANDEZ GONZA	1	357	0				18 15												
42 POWER	1	357	0			26 Rt Rt	26 25 26	27 Rt 23	26 22 24	27 19 15	25 Rt Rt	25 28 18							

SP = Superpole - 1 = Race 1 - 2 = Race 2

Ns = Did Not Start - Rt = Retired - Ex = Excluded

10/09/2023

These data/results cannot be reproduced, stored and/or transmitted in whole or in part by any manner of electronic, mechanical, photocopying, recording, broadcasting or otherwise now known or herein after developed without the previous express consent by the copyright owner, except for reproduction in daily press and regular printed publications on sale to the public within 60 days of the event related to those data/results and always provided that copyright symbol appears together as follows below.

© DORNA WSBK ORGANIZATION Srl 2023