

Pirelli French Round, 8-10 September 2023
Results Free Practice 2nd Session

No.	Rider	Nat	Team	Bike	Class	Time	Gap	Rel.	Laps	Speed	
										Avg	Max
1	11 N. BULEGA	ITA	Aruba.it Racing WorldSSP Team	Ducati Panigale V2		1'41.114			17	157,047	261,5
2	94 V. DEBISE	FRA	GMT94 Yamaha	Yamaha YZF R6		1'41.178	0.064	0.064	15	156,947	256,5
3	62 S. MANZI	ITA	Ten Kate Racing Yamaha	Yamaha YZF R6		1'41.385	0.271	0.207	19	156,627	257,8
4	55 Y. MONTELLA	ITA	Barni Spark Racing Team	Ducati Panigale V2		1'41.465	0.351	0.080	19	156,503	258,4
5	3 R. DE ROSA	ITA	Orelac Racing Verdatura	Ducati Panigale V2		1'41.499	0.385	0.034	17	156,451	259,0
6	9 J. NAVARRO	ESP	Ten Kate Racing Yamaha	Yamaha YZF R6		1'41.544	0.430	0.045	14	156,381	257,8
7	99 A. HUERTAS	ESP	MTM Kawasaki	Kawasaki ZX-6R		1'41.546	0.432	0.002	12	156,378	263,4
8	66 N. TUULI	FIN	PTR Triumph	Triumph Street Triple RS 765		1'41.593	0.479	0.047	19	156,306	258,4
9	64 F. CARICASULO	ITA	Althea Racing Team	Ducati Panigale V2		1'41.595	0.481	0.002	20	156,303	260,9
10	23 M. SCHROETTER	GER	MV Agusta Reparto Corse	MV Agusta F3 800 RR		1'41.777	0.663	0.182	19	156,023	260,2
11	25 A. VERDOIA	FRA	Yamaha Thailand Racing Team	Yamaha YZF R6		1'41.813	0.699	0.036	19	155,968	256,5
12	48 L. DALLA PORTA	ITA	Evan Bros. WorldSSP Yamaha Team	Yamaha YZF R6		1'41.856	0.742	0.043	21	155,902	261,5
13	54 B. SOFUOGLU	TUR	MV Agusta Reparto Corse	MV Agusta F3 800 RR		1'41.983	0.869	0.127	22	155,708	259,0
14	43 S. JESPERSEN	DEN	VFT Racing WEBIKE Yamaha	Yamaha YZF R6		1'42.214	1.100	0.231	17	155,356	257,8
15	86 J. GIMBERT	FRA	GMT94 Yamaha	Yamaha YZF R6		1'42.249	1.135	0.035	14	155,303	262,1
16	69 T. BOOTH-AMOS	GBR	Motozoo ME AIR Racing	Kawasaki ZX-6R	*	1'42.305	1.191	0.056	19	155,218	259,0
17	71 T. EDWARDS	AUS	Yart-Yamaha WorldSSP Team	Yamaha YZF R6	*	1'42.621	1.507	0.316	20	154,740	259,6
18	17 J. MCPHEE	GBR	Vince64 by Puccetti Racing	Kawasaki ZX-6R		1'42.698	1.584	0.077	15	154,624	260,2
19	22 F. FULIGNI	ITA	Orelac Racing Verdatura	Ducati Panigale V2	*	1'42.957	1.843	0.259	17	154,235	256,5
20	95 T. MACKENZIE	GBR	PETRONAS MIE Racing Honda Team	Honda CBR600RR		1'43.040	1.926	0.083	15	154,111	254,1
21	50 O. VOSTATEK	CZE	PTR Triumph	Triumph Street Triple RS 765		1'43.064	1.950	0.024	19	154,075	257,8
22	68 L. POWER	AUS	Motozoo ME AIR Racing	Kawasaki ZX-6R	*	1'43.085	1.971	0.021	20	154,044	255,9
23	51 A. SARMOON	THA	Yamaha Thailand Racing Team	Yamaha YZF R6		1'43.182	2.068	0.097	20	153,899	257,1
24	28 G. VAN STRAALEN	NED	EAB Racing Team	Yamaha YZF R6		1'43.198	2.084	0.016	8	153,875	251,7
25	73 M. KOFLER	AUT	D34G Racing	Ducati Panigale V2	*	1'43.235	2.121	0.037	18	153,820	259,0
26	96 M. GREGORIO	FRA	Moto Ain	Yamaha YZF R6		1'43.335	2.221	0.100	18	153,671	251,7
27	27 A. DIAZ	ESP	Arco Yart Yamaha WorldSSP	Yamaha YZF R6	*	1'43.427	2.313	0.092	15	153,534	252,9
28	47 A. KOFLER	AUT	D34G Racing	Ducati Panigale V2		1'43.459	2.345	0.032	17	153,487	258,4
29	61 C. ONCU	TUR	Kawasaki Puccetti Racing	Kawasaki ZX-6R		1'43.631	2.517	0.172	17	153,232	257,8
30	7 A. NORRODIN	MAS	PETRONAS MIE Racing Honda Team	Honda CBR600RR		1'44.053	2.939	0.422	17	152,611	252,9
31	16 Y. OKAYA	JPN	ProDina Kawasaki Racing	Kawasaki ZX-6R	*	1'44.869	3.755	0.816	2	151,423	256,5
----- Out 105% in this Session -----											
32	98 M. ABE	JPN	VFT Racing WEBIKE Yamaha	Yamaha YZF R6	*	1'46.752	5.638	1.883	1	148,752	255,3

Qualifying Lap Time [105% of 1'41.114]: 1'46.170

* WorldSSP Challenge

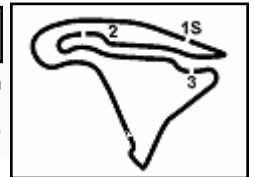
AIR	Humidity:	32%	Temp:	34°C
TRACK	Condition:	Dry	Temp:	50°C

Records	Pole	(SP)	2021	L.Bernardi	1'40.330	158,270	Km/h
	Race	(RC2)	2022	L.Baldassarri	1'40.547	157,930	Km/h
	All Times	(SP)	2021	L.Bernardi	1'40.330	158,270	Km/h

Start 08/09/2023 16:20 End 17:23 The results are provisional until the end of the time limit for protests and appeals and the completion of the technical checks.

These data/results cannot be reproduced, stored and/or transmitted in whole or in part by any manner of electronic, mechanical, photocopying, recording, broadcasting or otherwise now known or herein after developed without the previous express consent by the copyright owner, except for reproduction in daily press and regular printed publications on sale to the public within 60 days of the event related to those data/results and always provided that copyright symbol appears together as follows below.

© DORNA WSBK ORGANIZATION Srl 2023



Pirelli French Round, 8-10 September 2023
Results Free Practice 2nd Session

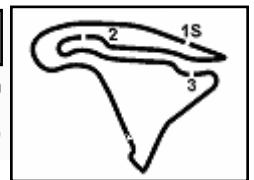
Session Highlights

Local Time	No. Rider	Description
16.20.00		Start
16.20.05		WorldSSP Pit Intervention Time: 1min 00secs
16.22.49	96 M. GREGORIO	Current Lap Cancelled - Exceeded Track Limits - Turn 6
16.23.15	7 A. NORRODIN	Current Lap Cancelled - Exceeded Track Limits - Turn 11
16.24.17	98 M. ABE	Crashed - Turn 3
16.24.49		RED FLAG
16.24.57	69 T. BOOTH-AMOS	Current Lap Cancelled - Exceeded Track Limits - Turn 11
16.26.24	23 M. SCHROETTER	Lap Cancelled [1'45.269] - Exceeded Track Limits - Turn 17
16.35.00		Session Restart
16.37.00	16 Y. OKAYA	Technical Problem - Turn 9
16.38.18	69 T. BOOTH-AMOS	Current Lap Cancelled - Exceeded Track Limits - Turn 11
16.39.52	55 Y. MONTELLA	Current Lap Cancelled - Exceeded Track Limits - Turn 11
16.39.54	73 M. KOFLER	Current Lap Cancelled - Exceeded Track Limits - Turn 11
16.40.23	95 T. MACKENZIE	Current Lap Cancelled - Exceeded Track Limits - Turn 11
16.40.40	9 J. NAVARRO	Crashed - Re-Joined - Turn 5
16.43.34	61 C. ONCU	Current Lap Cancelled - Exceeded Track Limits - Turn 11
16.43.41	47 A. KOFLER	Crashed - Turn 8
16.44.01	95 T. MACKENZIE	Current Lap Cancelled - Exceeded Track Limits - Turn 11
16.44.12	47 A. KOFLER	Re-joined
16.45.27	28 G. VAN STRAALEN	Crashed - Turn 3
16.45.37	25 A. VERDOIA	Current Lap Cancelled - Exceeded Track Limits - Turn 11
16.45.58	28 G. VAN STRAALEN	Re-joined
16.46.11	28 G. VAN STRAALEN	Lap Cancelled [1'44.840] - Yellow Flag - Turn 5
16.46.16	62 S. MANZI	Lap Cancelled [1'42.531] - Yellow Flag - Turn 5
16.46.21	11 N. BULEGA	Lap Cancelled [1'41.618] - Yellow Flag - Turn 5
16.46.23	28 G. VAN STRAALEN	Crashed - Turn 3
16.46.26	9 J. NAVARRO	Lap Cancelled [2'27.552] - Yellow Flag - Turn 5
16.48.58	95 T. MACKENZIE	Current Lap Cancelled - Exceeded Track Limits - Turn 6
16.49.04	54 B. SOFUOGLU	Lap Cancelled [1'43.063] - Yellow Flag - Turn 8
16.49.09	25 A. VERDOIA	Lap Cancelled [1'46.789] - Yellow Flag - Turn 8
16.49.14	50 O. VOSTATEK	Lap Cancelled [1'55.011] - Yellow Flag - Turn 8
16.49.19	66 N. TUULI	Lap Cancelled [1'42.664] - Yellow Flag - Turn 8
16.49.24	95 T. MACKENZIE	Lap Cancelled [1'44.042] - Yellow Flag - Turn 8
16.49.29	95 T. MACKENZIE	Lap Cancelled [1'44.042] - Yellow Flag - Turn 8
16.49.34	55 Y. MONTELLA	Lap Cancelled [1'44.457] - Yellow Flag - Turn 8
16.49.39	3 R. DE ROSA	Lap Cancelled [1'42.177] - Yellow Flag - Turn 8
16.49.44	22 F. FULIGNI	Lap Cancelled [1'43.764] - Yellow Flag - Turn 8
16.49.49	28 G. VAN STRAALEN	Lap Cancelled [1'43.361] - Yellow Flag - Turn 8
16.49.54	47 A. KOFLER	Lap Cancelled [2'52.121] - Yellow Flag - Turn 8
16.49.59	62 S. MANZI	Lap Cancelled [1'42.443] - Yellow Flag - Turn 8
16.50.04	11 N. BULEGA	Lap Cancelled [1'41.913] - Yellow Flag - Turn 8
16.50.05	68 L. POWER	Current Lap Cancelled - Exceeded Track Limits - Turn 6
16.50.28	48 L. DALLA PORTA	Current Lap Cancelled - Exceeded Track Limits - Turn 11
16.50.38	99 A. HUERTAS	Crashed - Turn 3
16.50.43	95 T. MACKENZIE	Current Lap Cancelled - Exceeded Track Limits - Turn 6
16.54.04	69 T. BOOTH-AMOS	Lap Cancelled [1'43.291] - Yellow Flag - Turn 3
16.54.09	68 L. POWER	Lap Cancelled [1'43.937] - Yellow Flag - Turn 3
16.54.13	96 M. GREGORIO	Lap Cancelled [1'51.566] - Yellow Flag - Turn 3
16.54.19	48 L. DALLA PORTA	Lap Cancelled [1'50.196] - Yellow Flag - Turn 3
16.54.24	51 A. SARMOON	Lap Cancelled [1'44.726] - Yellow Flag - Turn 3
16.54.29	17 J. MCPHEE	Lap Cancelled [1'51.700] - Yellow Flag - Turn 3
16.54.34	73 M. KOFLER	Lap Cancelled [1'49.147] - Yellow Flag - Turn 3
16.54.39	61 C. ONCU	Lap Cancelled [1'45.696] - Yellow Flag - Turn 3
16.54.44	71 T. EDWARDS	Lap Cancelled [1'45.612] - Yellow Flag - Turn 3
16.54.49	54 B. SOFUOGLU	Lap Cancelled [1'46.983] - Yellow Flag - Turn 3
16.54.54	66 N. TUULI	Lap Cancelled [1'50.866] - Yellow Flag - Turn 3

Start End The results are provisional until the end of the time limit for protests and appeals
08/09/2023 16:20 17:23 and the completion of the technical checks.

These data/results cannot be reproduced, stored and/or transmitted in whole or in part by any manner of electronic, mechanical, photocopying, recording, broadcasting or otherwise now known or herein after developed without the previous express consent by the copyright owner, except for reproduction in daily press and regular printed publications on sale to the public within 60 days of the event related to those data/results and always provided that copyright symbol appears together as follows below.

© DORNA WSBK ORGANIZATION Srl 2023



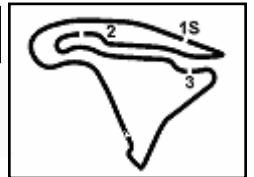
Pirelli French Round, 8-10 September 2023
Results Free Practice 2nd Session

16.54.59	25 A. VERDOIA	Lap Cancelled [1'48.589] - Yellow Flag - Turn 3
16.55.04	86 J. GIMBERT	Lap Cancelled [7'35.316] - Yellow Flag - Turn 3
16.55.09	23 M. SCHROETTER	Lap Cancelled [1'42.904] - Yellow Flag - Turn 3
16.55.14	55 Y. MONTELLA	Lap Cancelled [1'43.238] - Yellow Flag - Turn 3
16.55.19	3 R. DE ROSA	Lap Cancelled [1'42.032] - Yellow Flag - Turn 3
16.55.24	22 F. FULIGNI	Lap Cancelled [1'46.499] - Yellow Flag - Turn 3
16.55.29	99 A. HUERTAS	Lap Cancelled [1'42.149] - Yellow Flag - Turn 3
16.55.33	54 B. SOFUOGLU	Current Lap Cancelled - Exceeded Track Limits - Turn 6
16.55.34	62 S. MANZI	Lap Cancelled [1'41.923] - Yellow Flag - Turn 3
16.55.39	64 F. CARICASULO	Lap Cancelled [1'44.373] - Yellow Flag - Turn 3
16.55.44	69 T. BOOTH-AMOS	Lap Cancelled [1'42.851] - Yellow Flag - Turn 3
16.55.49	68 L. POWER	Lap Cancelled [1'43.899] - Yellow Flag - Turn 3
16.55.54	48 L. DALLA PORTA	Lap Cancelled [1'45.128] - Yellow Flag - Turn 3
16.55.59	51 A. SARMOON	Lap Cancelled [1'44.368] - Yellow Flag - Turn 3
16.56.04	61 C. ONCU	Lap Cancelled [1'52.823] - Yellow Flag - Turn 3
16.56.09	71 T. EDWARDS	Lap Cancelled [1'52.145] - Yellow Flag - Turn 3
16.56.14	54 B. SOFUOGLU	Lap Cancelled [1'47.766] - Yellow Flag - Turn 3
16.56.19	23 M. SCHROETTER	Lap Cancelled [1'42.594] - Yellow Flag - Turn 3
16.56.24	55 Y. MONTELLA	Lap Cancelled [1'42.095] - Yellow Flag - Turn 3
16.56.29	3 R. DE ROSA	Lap Cancelled [1'41.637] - Yellow Flag - Turn 3
16.56.34	86 J. GIMBERT	Lap Cancelled [1'44.159] - Yellow Flag - Turn 3
16.56.39	95 T. MACKENZIE	Lap Cancelled [1'53.332] - Yellow Flag - Turn 3
16.56.44	22 F. FULIGNI	Lap Cancelled [1'44.555] - Yellow Flag - Turn 3
16.57.33	3 R. DE ROSA	Crashed - Turn 5
16.57.35	64 F. CARICASULO	Lap Cancelled [1'51.624] - Yellow Flag - Turn 3
16.57.40	69 T. BOOTH-AMOS	Lap Cancelled [1'53.197] - Yellow Flag - Turn 3
16.57.42	3 R. DE ROSA	Re-joined
16.57.45	51 A. SARMOON	Lap Cancelled [1'45.504] - Yellow Flag - Turn 3
16.57.50	54 B. SOFUOGLU	Lap Cancelled [1'43.219] - Yellow Flag - Turn 3
16.57.55	23 M. SCHROETTER	Lap Cancelled [1'42.288] - Yellow Flag - Turn 3
16.57.57	3 R. DE ROSA	Current Lap Cancelled - Exceeded Track Limits - Turn 6
16.58.00	73 M. KOFLER	Lap Cancelled [5'37.140] - Yellow Flag - Turn 3
16.58.05	55 Y. MONTELLA	Lap Cancelled [1'44.390] - Yellow Flag - Turn 3
16.58.10	3 R. DE ROSA	Lap Cancelled [1'42.089] - Yellow Flag - Turn 3
16.58.15	22 F. FULIGNI	Lap Cancelled [1'48.862] - Yellow Flag - Turn 3
16.58.20	86 J. GIMBERT	Lap Cancelled [1'50.355] - Yellow Flag - Turn 3
16.59.24	73 M. KOFLER	Current Lap Cancelled - Exceeded Track Limits - Turn 6
16.59.30	11 N. BULEGA	Lap Cancelled [5'58.668] - Yellow Flag - Turn 3
17.01.25	27 A. DIAZ	Lap Cancelled [3'29.841] - Yellow Flag - Turn 5
17.01.30	62 S. MANZI	Lap Cancelled [1'55.292] - Yellow Flag - Turn 5
17.06.52	69 T. BOOTH-AMOS	Current Lap Cancelled - Exceeded Track Limits - Turn 6
17.07.59	48 L. DALLA PORTA	Current Lap Cancelled - Exceeded Track Limits - Turn 11
17.08.33	73 M. KOFLER	Technical Problem - Turn 15
17.08.42	73 M. KOFLER	Re-joined
17.09.05	71 T. EDWARDS	Current Lap Cancelled - Exceeded Track Limits - Turn 11
17.10.48	66 N. TUULI	Current Lap Cancelled - Exceeded Track Limits - Turn 6
17.12.13	68 L. POWER	Current Lap Cancelled - Exceeded Track Limits - Turn 6
17.12.36	96 M. GREGORIO	Lap Cancelled [1'52.800] - Yellow Flag - Turn 15-16
17.12.41	11 N. BULEGA	Lap Cancelled [8'56.559] - Yellow Flag - Turn 15-16
17.14.05	68 L. POWER	Current Lap Cancelled - Exceeded Track Limits - Turn 6
17.14.12	69 T. BOOTH-AMOS	Current Lap Cancelled - Exceeded Track Limits - Turn 11
17.15.37	51 A. SARMOON	Crashed - Turn 3
17.15.37	99 A. HUERTAS	Crashed - Turn 3
17.15.45	54 B. SOFUOGLU	Current Lap Cancelled - Exceeded Track Limits - Turn 6
17.16.16	68 L. POWER	Current Lap Cancelled - Exceeded Track Limits - Turn 11
17.18.45	51 A. SARMOON	Medical Centre
17.18.58	3 R. DE ROSA	Lap Cancelled [1'42.093] - Exceeded Track Limits - Turn 17
17.23.34		End Of Session

Start 08/09/2023 16:20 End 17:23 The results are provisional until the end of the time limit for protests and appeals and the completion of the technical checks.

These data/results cannot be reproduced, stored and/or transmitted in whole or in part by any manner of electronic, mechanical, photocopying, recording, broadcasting or otherwise now known or herein after developed without the previous express consent by the copyright owner, except for reproduction in daily press and regular printed publications on sale to the public within 60 days of the event related to those data/results and always provided that copyright symbol appears together as follows below.

© DORNA WSBK ORGANIZATION Srl 2023



Pirelli French Round, 8-10 September 2023
Results Free Practice 2nd Session

Fastest Laps Sequence

No.	Rider	Nat	Team	Bike	Local Time	Time	Gap	Avg
94	V. DEBISE	FRA	GMT94 Yamaha	Yamaha YZF R6	16:23'30.341	1'41.973		155,724
11	N. BULEGA	ITA	Aruba.it Racing WorldSSP Team	Ducati Panigale V2	16:39'54.595	1'41.707	-0.266	156,131
11	N. BULEGA	ITA	Aruba.it Racing WorldSSP Team	Ducati Panigale V2	16:43'17.802	1'41.589	-0.118	156,312
62	S. MANZI	ITA	Ten Kate Racing Yamaha	Yamaha YZF R6	16:50'12.475	1'41.568	-0.021	156,345
3	R. DE ROSA	ITA	Orelac Racing Verdnatura	Ducati Panigale V2	16:54'52.916	1'41.499	-0.069	156,451
11	N. BULEGA	ITA	Aruba.it Racing WorldSSP Team	Ducati Panigale V2	16:56'11.944	1'41.114	-0.385	157,047

08/09/2023 Start 16:20 End 17:23 The results are provisional until the end of the time limit for protests and appeals and the completion of the technical checks.

These data/results cannot be reproduced, stored and/or transmitted in whole or in part by any manner of electronic, mechanical, photocopying, recording, broadcasting or otherwise now known or herein after developed without the previous express consent by the copyright owner, except for reproduction in daily press and regular printed publications on sale to the public within 60 days of the event related to those data/results and always provided that copyright symbol appears together as follows below.

© DORNA WSBK ORGANIZATION Srl 2023

Pirelli French Round, 8-10 September 2023
Free Practices Combined Results after FP2

Magny-Cours 4.411 m

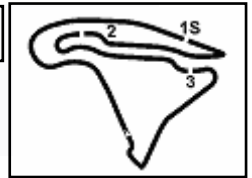
No.	Rider	Nat	Team	Bike	Class	FP1	FP2	Time	Gap	Rel.	Avg	LL
1	94 V. DEBISE	FRA	GMT94 Yamaha	Yamaha YZF R6		1'41.083	1'41.178	1'41.083			157,095	33
2	11 N. BULEGA	ITA	Aruba.it Racing WorldSSP Team	Ducati Panigale V2		1'41.581	1'41.114	1'41.114	0.031	0.031	157,047	35
3	99 A. HUERTAS	ESP	MTM Kawasaki	Kawasaki ZX-6R		1'41.136	1'41.546	1'41.136	0.053	0.022	157,012	30
4	62 S. MANZI	ITA	Ten Kate Racing Yamaha	Yamaha YZF R6		1'42.183	1'41.385	1'41.385	0.302	0.249	156,627	39
5	55 Y. MONTELLA	ITA	Barni Spark Racing Team	Ducati Panigale V2		1'42.054	1'41.465	1'41.465	0.382	0.080	156,503	34
6	3 R. DE ROSA	ITA	Orelac Racing Verdatura	Ducati Panigale V2		1'41.754	1'41.499	1'41.499	0.416	0.034	156,451	37
7	9 J. NAVARRO	ESP	Ten Kate Racing Yamaha	Yamaha YZF R6		1'41.934	1'41.544	1'41.544	0.461	0.045	156,381	34
8	66 N. TUULI	FIN	PTR Triumph	Triumph Street Triple RS 765		1'41.734	1'41.593	1'41.593	0.510	0.049	156,306	38
9	64 F. CARICASULO	ITA	Althea Racing Team	Ducati Panigale V2		1'41.872	1'41.595	1'41.595	0.512	0.002	156,303	42
10	25 A. VERDOIA	FRA	Yamaha Thailand Racing Team	Yamaha YZF R6		1'41.626	1'41.813	1'41.626	0.543	0.031	156,255	38
11	43 S. JESPERSEN	DEN	VFT Racing WEBIKE Yamaha	Yamaha YZF R6		1'41.763	1'42.214	1'41.763	0.680	0.137	156,045	36
12	23 M. SCHROETTER	GER	MV Agusta Reparto Corse	MV Agusta F3 800 RR		1'42.457	1'41.777	1'41.777	0.694	0.014	156,023	38
13	48 L. DALLA PORTA	ITA	Evan Bros. WorldSSP Yamaha Team	Yamaha YZF R6		1'41.914	1'41.856	1'41.856	0.773	0.079	155,902	44
14	54 B. SOFUOGLU	TUR	MV Agusta Reparto Corse	MV Agusta F3 800 RR		1'42.513	1'41.983	1'41.983	0.900	0.127	155,708	40
15	28 G. VAN STRAALEN	NED	EAB Racing Team	Yamaha YZF R6		1'42.030	1'43.198	1'42.030	0.947	0.047	155,637	17
16	69 T. BOOTH-AMOS	GBR	Motozoo ME AIR Racing	Kawasaki ZX-6R	*	1'42.082	1'42.305	1'42.082	0.999	0.052	155,557	40
17	86 J. GIMBERT	FRA	GMT94 Yamaha	Yamaha YZF R6		1'42.090	1'42.249	1'42.090	1.007	0.008	155,545	31
18	50 D. VOSTATEK	CZE	PTR Triumph	Triumph Street Triple RS 765		1'42.490	1'43.064	1'42.490	1.407	0.400	154,938	37
19	71 T. EDWARDS	AUS	Yart-Yamaha WorldSSP Team	Yamaha YZF R6	*	1'44.039	1'42.621	1'42.621	1.538	0.131	154,740	32
20	17 J. MCPHEE	GBR	Vince64 by Puccetti Racing	Kawasaki ZX-6R		1'43.133	1'42.698	1'42.698	1.615	0.077	154,624	33
21	61 C. ONCU	TUR	Kawasaki Puccetti Racing	Kawasaki ZX-6R		1'42.811	1'43.631	1'42.811	1.728	0.113	154,454	35
22	22 F. FULIGNI	ITA	Orelac Racing Verdatura	Ducati Panigale V2	*	1'43.795	1'42.957	1'42.957	1.874	0.146	154,235	33
23	95 T. MACKENZIE	GBR	PETRONAS MIE Racing Honda Team	Honda CBR600RR		1'44.069	1'43.040	1'43.040	1.957	0.083	154,111	31
24	68 L. POWER	AUS	Motozoo ME AIR Racing	Kawasaki ZX-6R	*	1'44.298	1'43.085	1'43.085	2.002	0.045	154,044	38
25	51 A. SARMOON	THA	Yamaha Thailand Racing Team	Yamaha YZF R6		1'44.046	1'43.182	1'43.182	2.099	0.097	153,899	40
26	73 M. KOFLER	AUT	D34G Racing	Ducati Panigale V2	*	1'44.018	1'43.235	1'43.235	2.152	0.053	153,820	39
27	96 M. GREGORIO	FRA	Moto Ain	Yamaha YZF R6		1'43.587	1'43.335	1'43.335	2.252	0.100	153,671	36
28	27 A. DIAZ	ESP	Arco Yart Yamaha WorldSSP	Yamaha YZF R6	*	1'44.182	1'43.427	1'43.427	2.344	0.092	153,534	32
29	47 A. KOFLER	AUT	D34G Racing	Ducati Panigale V2		1'43.749	1'43.459	1'43.459	2.376	0.032	153,487	40
30	16 Y. OKAYA	JPN	ProDina Kawasaki Racing	Kawasaki ZX-6R	*	1'43.993	1'44.869	1'43.993	2.910	0.534	152,699	24
31	7 A. NORRODIN	MAS	PETRONAS MIE Racing Honda Team	Honda CBR600RR		1'44.443	1'44.053	1'44.053	2.970	0.060	152,611	35
32	98 M. ABE	JPN	VFT Racing WEBIKE Yamaha	Yamaha YZF R6	*	1'46.379	1'46.752	1'46.379	5.296	2.326	149,274	20

* WorldSSP Challenge

08/09/2023

These data/results cannot be reproduced, stored and/or transmitted in whole or in part by any manner of electronic, mechanical, photocopying, recording, broadcasting or otherwise now known or herein after developed without the previous express consent by the copyright owner, except for reproduction in daily press and regular printed publications on sale to the public within 60 days of the event related to those data/results and always provided that copyright symbol appears together as follows below.

© DORNA WSBK ORGANIZATION Srl 2023



Magny-Cours 4.411 m

Pirelli French Round, 8-10 September 2023
Best Sectors & Speed Free Practice 2nd Session

BEST LAP		
1	11 N. BULEGA	Ducati Panigale V2 1'41.114
2	94 V. DEBISE	Yamaha YZF R6 1'41.178
3	62 S. MANZI	Yamaha YZF R6 1'41.385
4	55 Y. MONTELLA	Ducati Panigale V2 1'41.465
5	3 R. DE ROSA	Ducati Panigale V2 1'41.499
6	9 J. NAVARRO	Yamaha YZF R6 1'41.544
7	99 A. HUERTAS	Kawasaki ZX-6R 1'41.546
8	66 N. TUULI	Triumph Street Triple RS 765 1'41.593
9	64 F. CARICASULO	Ducati Panigale V2 1'41.595
10	23 M. SCHROETTER	MV Agusta F3 800 RR 1'41.777
11	25 A. VERDOIA	Yamaha YZF R6 1'41.813
12	48 L. DALLA PORTA	Yamaha YZF R6 1'41.856
13	54 B. SOFUOGLU	MV Agusta F3 800 RR 1'41.983
14	43 S. JESPERSEN	Yamaha YZF R6 1'42.214
15	86 J. GIMBERT	Yamaha YZF R6 1'42.249
16	69 T. BOOTH-AMOS	Kawasaki ZX-6R 1'42.305
17	71 T. EDWARDS	Yamaha YZF R6 1'42.621
18	17 J. MCPHEE	Kawasaki ZX-6R 1'42.698
19	22 F. FULIGNI	Ducati Panigale V2 1'42.957
20	95 T. MACKENZIE	Honda CBR600RR 1'43.040
21	50 D. VOSTATEK	Triumph Street Triple RS 765 1'43.064
22	68 L. POWER	Kawasaki ZX-6R 1'43.085
23	51 A. SARMOON	Yamaha YZF R6 1'43.182
24	28 G. VAN STRAALEN	Yamaha YZF R6 1'43.198
25	73 M. KOFLER	Ducati Panigale V2 1'43.235
26	96 M. GREGORIO	Yamaha YZF R6 1'43.335
27	27 A. DIAZ	Yamaha YZF R6 1'43.427
28	47 A. KOFLER	Ducati Panigale V2 1'43.459
29	61 C. ONCU	Kawasaki ZX-6R 1'43.631
30	7 A. NORRODIN	Honda CBR600RR 1'44.053
31	16 Y. OKAYA	Kawasaki ZX-6R 1'44.869
32	98 M. ABE	Yamaha YZF R6 1'46.752

SPEED		
1	99 A. HUERTAS	Kawasaki ZX-6R 263,4
2	86 J. GIMBERT	Yamaha YZF R6 262,1
3	48 L. DALLA PORTA	Yamaha YZF R6 261,5
4	11 N. BULEGA	Ducati Panigale V2 261,5
5	64 F. CARICASULO	Ducati Panigale V2 260,9
6	17 J. MCPHEE	Kawasaki ZX-6R 260,2
7	23 M. SCHROETTER	MV Agusta F3 800 RR 260,2
8	71 T. EDWARDS	Yamaha YZF R6 259,6
9	54 B. SOFUOGLU	MV Agusta F3 800 RR 259,0
10	3 R. DE ROSA	Ducati Panigale V2 259,0
11	69 T. BOOTH-AMOS	Kawasaki ZX-6R 259,0
12	73 M. KOFLER	Ducati Panigale V2 259,0
13	66 N. TUULI	Triumph Street Triple RS 765 258,4
14	47 A. KOFLER	Ducati Panigale V2 258,4
15	55 Y. MONTELLA	Ducati Panigale V2 258,4
16	61 C. ONCU	Kawasaki ZX-6R 257,8
17	43 S. JESPERSEN	Yamaha YZF R6 257,8
18	62 S. MANZI	Yamaha YZF R6 257,8
19	50 D. VOSTATEK	Triumph Street Triple RS 765 257,8
20	9 J. NAVARRO	Yamaha YZF R6 257,8
21	51 A. SARMOON	Yamaha YZF R6 257,1
22	22 F. FULIGNI	Ducati Panigale V2 256,5
23	94 V. DEBISE	Yamaha YZF R6 256,5
24	25 A. VERDOIA	Yamaha YZF R6 256,5
25	16 Y. OKAYA	Kawasaki ZX-6R 256,5
26	68 L. POWER	Kawasaki ZX-6R 255,9
27	98 M. ABE	Yamaha YZF R6 255,3
28	95 T. MACKENZIE	Honda CBR600RR 254,1
29	7 A. NORRODIN	Honda CBR600RR 252,9
30	27 A. DIAZ	Yamaha YZF R6 252,9
31	28 G. VAN STRAALEN	Yamaha YZF R6 251,7
32	96 M. GREGORIO	Yamaha YZF R6 251,7

SEG. 1	
1	11 N. BULEGA 30.667
2	64 F. CARICASULO 30.692
3	3 R. DE ROSA 30.703
4	86 J. GIMBERT 30.812
5	62 S. MANZI 30.824
6	23 M. SCHROETTER 30.824
7	66 N. TUULI 30.869
8	54 B. SOFUOGLU 30.886
9	55 Y. MONTELLA 30.921
10	94 V. DEBISE 30.923
11	69 T. BOOTH-AMOS 30.928
12	9 J. NAVARRO 30.964
13	25 A. VERDOIA 30.990
14	99 A. HUERTAS 30.993
15	48 L. DALLA PORTA 31.046
16	71 T. EDWARDS 31.068
17	28 G. VAN STRAALEN 31.073
18	73 M. KOFLER 31.104
19	68 L. POWER 31.131
20	22 F. FULIGNI 31.139
21	17 J. MCPHEE 31.147
22	47 A. KOFLER 31.216
23	61 C. ONCU 31.264
24	43 S. JESPERSEN 31.276
25	51 A. SARMOON 31.295
26	50 D. VOSTATEK 31.336
27	16 Y. OKAYA 31.341
28	27 A. DIAZ 31.454
29	95 T. MACKENZIE 31.490
30	7 A. NORRODIN 31.527
31	96 M. GREGORIO 31.550
32	98 M. ABE 32.058

SEG. 2	
1	55 Y. MONTELLA 21.902
2	11 N. BULEGA 21.947
3	94 V. DEBISE 22.087
4	9 J. NAVARRO 22.110
5	54 B. SOFUOGLU 22.125
6	48 L. DALLA PORTA 22.144
7	62 S. MANZI 22.170
8	3 R. DE ROSA 22.176
9	64 F. CARICASULO 22.183
10	25 A. VERDOIA 22.213
11	23 M. SCHROETTER 22.217
12	99 A. HUERTAS 22.221
13	43 S. JESPERSEN 22.235
14	50 D. VOSTATEK 22.295
15	66 N. TUULI 22.301
16	86 J. GIMBERT 22.339
17	69 T. BOOTH-AMOS 22.344
18	71 T. EDWARDS 22.358
19	22 F. FULIGNI 22.383
20	17 J. MCPHEE 22.463
21	51 A. SARMOON 22.477
22	95 T. MACKENZIE 22.482
23	96 M. GREGORIO 22.525
24	61 C. ONCU 22.531
25	27 A. DIAZ 22.618
26	68 L. POWER 22.644
27	47 A. KOFLER 22.664
28	7 A. NORRODIN 22.713
29	28 G. VAN STRAALEN 22.776
30	73 M. KOFLER 22.792
31	16 Y. OKAYA 23.008
32	98 M. ABE 23.626

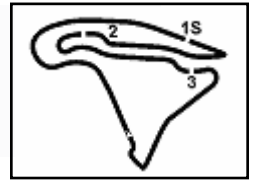
SEG. 3	
1	94 V. DEBISE 22.516
2	3 R. DE ROSA 22.519
3	9 J. NAVARRO 22.607
4	64 F. CARICASULO 22.644
5	62 S. MANZI 22.658
6	55 Y. MONTELLA 22.660
7	99 A. HUERTAS 22.667
8	66 N. TUULI 22.675
9	23 M. SCHROETTER 22.716
10	11 N. BULEGA 22.759
11	25 A. VERDOIA 22.791
12	43 S. JESPERSEN 22.792
13	17 J. MCPHEE 22.845
14	86 J. GIMBERT 22.878
15	48 L. DALLA PORTA 22.910
16	54 B. SOFUOGLU 22.927
17	69 T. BOOTH-AMOS 22.932
18	71 T. EDWARDS 22.963
19	95 T. MACKENZIE 22.987
20	28 G. VAN STRAALEN 23.041
21	68 L. POWER 23.047
22	27 A. DIAZ 23.058
23	73 M. KOFLER 23.088
24	51 A. SARMOON 23.129
25	96 M. GREGORIO 23.138
26	22 F. FULIGNI 23.139
27	50 D. VOSTATEK 23.160
28	61 C. ONCU 23.193
29	47 A. KOFLER 23.312
30	7 A. NORRODIN 23.344
31	16 Y. OKAYA 23.616
32	98 M. ABE 23.966

SEG. 4	
1	11 N. BULEGA 25.569
2	94 V. DEBISE 25.625
3	62 S. MANZI 25.636
4	9 J. NAVARRO 25.638
5	25 A. VERDOIA 25.648
6	99 A. HUERTAS 25.649
7	48 L. DALLA PORTA 25.687
8	66 N. TUULI 25.715
9	3 R. DE ROSA 25.739
10	43 S. JESPERSEN 25.748
11	55 Y. MONTELLA 25.762
12	23 M. SCHROETTER 25.833
13	64 F. CARICASULO 25.889
14	69 T. BOOTH-AMOS 25.893
15	54 B. SOFUOGLU 25.906
16	28 G. VAN STRAALEN 25.915
17	17 J. MCPHEE 25.958
18	50 D. VOSTATEK 25.962
19	95 T. MACKENZIE 25.962
20	86 J. GIMBERT 25.988
21	51 A. SARMOON 26.086
22	96 M. GREGORIO 26.114
23	71 T. EDWARDS 26.121
24	47 A. KOFLER 26.131
25	68 L. POWER 26.167
26	7 A. NORRODIN 26.177
27	61 C. ONCU 26.188
28	73 M. KOFLER 26.220
29	22 F. FULIGNI 26.296
30	27 A. DIAZ 26.297
31	16 Y. OKAYA 26.674
32	98 M. ABE 26.929

08/09/2023

These data/results cannot be reproduced, stored and/or transmitted in whole or in part by any manner of electronic, mechanical, photocopying, recording, broadcasting or otherwise now known or herein after developed without the previous express consent by the copyright owner, except for reproduction in daily press and regular printed publications on sale to the public within 60 days of the event related to those data/results and always provided that copyright symbol appears together as follows below.

© DORNA WSBK ORGANIZATION Srl 2023



Magny-Cours 4.411 m

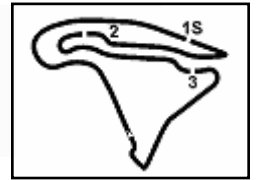
Pirelli French Round, 8-10 September 2023
Ideal Times Free Practice 2nd Session

No. Rider	Nat	Bike	Seg. 1	Seg. 2	Seg. 3	Seg. 4	Ideal Time		
			Diff. 1	Diff. 2	Diff. 3	Diff. 4	Best Lap	Pos.	Diff.
1 11 N. BULEGA	ITA	Ducati Panigale V2	30.667 +0.132	21.947	22.759 +0.039	25.569 +0.001	1'40.942 1'41.114	1	0.172
2 3 R. DE ROSA	ITA	Ducati Panigale V2	30.703 +0.149	22.176 +0.057	22.519 +0.156	25.739	1'41.137 1'41.499	5	0.362
3 94 V. DEBISE	FRA	Yamaha YZF R6	30.923	22.087	22.516	25.625 +0.027	1'41.151 1'41.178	2	0.027
4 55 Y. MONTELLA	ITA	Ducati Panigale V2	30.921	21.902	22.660 +0.044	25.762 +0.176	1'41.245 1'41.465	4	0.220
5 62 S. MANZI	ITA	Yamaha YZF R6	30.824 +0.076	22.170 +0.021	22.658	25.636	1'41.288 1'41.385	3	0.097
6 9 J. NAVARRO	ESP	Yamaha YZF R6	30.964 +0.083	22.110 +0.083	22.607	25.638 +0.142	1'41.319 1'41.544	6	0.225
7 64 F. CARICASULO	ITA	Ducati Panigale V2	30.692	22.183	22.644	25.889 +0.187	1'41.408 1'41.595	9	0.187
8 99 A. HUERTAS	ESP	Kawasaki ZX-6R	30.993 +0.016	22.221	22.667	25.649	1'41.530 1'41.546	7	0.016
9 66 N. TUULI	FIN	Triumph Street Triple RS 765	30.869	22.301 +0.012	22.675	25.715 +0.021	1'41.560 1'41.593	8	0.033
10 23 M. SCHROETTER	GER	MV Agusta F3 800 RR	30.824 +0.142	22.217 +0.012	22.716 +0.023	25.833 +0.010	1'41.590 1'41.777	10	0.187
11 25 A. VERDOIA	FRA	Yamaha YZF R6	30.990 +0.090	22.213 +0.021	22.791 +0.060	25.648	1'41.642 1'41.813	11	0.171
12 48 L. DALLA PORTA	ITA	Yamaha YZF R6	31.046 +0.005	22.144 +0.054	22.910 +0.010	25.687	1'41.787 1'41.856	12	0.069
13 54 B. SOFUOGLU	TUR	MV Agusta F3 800 RR	30.886 +0.084	22.125 +0.051	22.927 +0.004	25.906	1'41.844 1'41.983	13	0.139
14 86 J. GIMBERT	FRA	Yamaha YZF R6	30.812	22.339 +0.039	22.878 +0.193	25.988	1'42.017 1'42.249	15	0.232
15 43 S. JESPERSEN	DEN	Yamaha YZF R6	31.276 +0.095	22.235	22.792	25.748 +0.068	1'42.051 1'42.214	14	0.163
16 69 T. BOOTH-AMOS	GBR	Kawasaki ZX-6R	30.928 +0.208	22.344	22.932	25.893	1'42.097 1'42.305	16	0.208
17 17 J. MCPHEE	GBR	Kawasaki ZX-6R	31.147	22.463	22.845 +0.124	25.958 +0.161	1'42.413 1'42.698	18	0.285
18 71 T. EDWARDS	AUS	Yamaha YZF R6	31.068 +0.111	22.358	22.963	26.121	1'42.510 1'42.621	17	0.111
19 50 O. VOSTATEK	CZE	Triumph Street Triple RS 765	31.336 +0.046	22.295 +0.229	23.160	25.962 +0.036	1'42.753 1'43.064	21	0.311
20 28 G. VAN STRAALEN	NED	Yamaha YZF R6	31.073 +0.393	22.776	23.041	25.915	1'42.805 1'43.198	24	0.393
21 95 T. MACKENZIE	GBR	Honda CBR600RR	31.490 +0.013	22.482	22.987	25.962 +0.106	1'42.921 1'43.040	20	0.119
22 22 F. FULIGNI	ITA	Ducati Panigale V2	31.139	22.383	23.139	26.296	1'42.957 1'42.957	19	
23 51 A. SARMOON	THA	Yamaha YZF R6	31.295	22.477 +0.195	23.129	26.086	1'42.987 1'43.182	23	0.195
24 68 L. POWER	AUS	Kawasaki ZX-6R	31.131 +0.096	22.644	23.047	26.167	1'42.989 1'43.085	22	0.096
25 61 C. ONCU	TUR	Kawasaki ZX-6R	31.264 +0.253	22.531 +0.138	23.193	26.188 +0.064	1'43.176 1'43.631	29	0.455
26 73 M. KOFLER	AUT	Ducati Panigale V2	31.104	22.792 +0.031	23.088	26.220	1'43.204 1'43.235	25	0.031
27 47 A. KOFLER	AUT	Ducati Panigale V2	31.216	22.664 +0.136	23.312	26.131	1'43.323 1'43.459	28	0.136
28 96 M. GREGORIO	FRA	Yamaha YZF R6	31.550	22.525	23.138	26.114 +0.008	1'43.327 1'43.335	26	0.008
29 27 A. DIAZ	ESP	Yamaha YZF R6	31.454	22.618	23.058	26.297	1'43.427 1'43.427	27	
30 7 A. NORRODIN	MAS	Honda CBR600RR	31.527	22.713	23.344 +0.176	26.177 +0.116	1'43.761 1'44.053	30	0.292
31 16 Y. OKAYA	JPN	Kawasaki ZX-6R	31.341 +0.227	23.008 +0.003	23.616	26.674	1'44.639 1'44.869	31	0.230
32 98 M. ABE	JPN	Yamaha YZF R6	32.058	23.626	23.966 +0.173	26.929	1'46.579 1'46.752	32	0.173
Overall Ideal Time			30.667	21.902	22.516	25.569	1'40.654		

08/09/2023
These data/results cannot be reproduced, stored and/or transmitted in whole or in part by any manner of electronic, mechanical, photocopying, recording, broadcasting or otherwise now known or herein after developed without the previous express consent by the copyright owner, except for reproduction in daily press and regular printed publications on sale to the public within 60 days of the event related to those data/results and always provided that copyright symbol appears together as follows below.
© DORNA WSBK ORGANIZATION Srl 2023

FICR PERUGIA TIMING





Pirelli French Round, 8-10 September 2023
Chronological Analysis Free Practice 2nd Session

10	8'59.000	24.362	23.742	26.368	10'13.472P	239,5	16:56'05.115
11	31.708	23.041	23.600	26.503	1'44.852	248,8	16:57'49.967
12	32.132	22.889	23.650	27.053	1'45.724	246,6	16:59'35.691
13	31.887	22.996	23.825	31.515	1'50.223P	246,0	17:01'25.914
14	6'52.250	23.410	24.147	26.592	8'06.399P	240,0	17:09'32.313
15	31.987	22.876	23.446	26.177	1'44.486	246,0	17:11'16.799
16	31.527	22.713	23.520	26.293	1'44.053	249,4	17:13'00.852
17	33.068	23.857	24.431	27.375	1'48.731	250,0	17:14'49.583
18	31.602	22.842	23.428	26.264	1'44.136	251,7	17:16'33.719

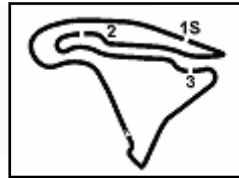
31°		16 Y. OKAYA [1'44.869]					
Lap	Seg.1	Seg.2	Seg.3	Seg.4	Lap Time	km/h	Local Time
1		23.372	23.864	26.834		245,5	16:21'50.098
2	31.568	23.011	23.616	26.674	1'44.869	256,5	16:23'34.967
3	31.341	23.008	23.449	33.477	1'51.275CP	256,5	16:25'26.242

32°		98 M. ABE [1'46.752]					
Lap	Seg.1	Seg.2	Seg.3	Seg.4	Lap Time	km/h	Local Time
1		24.445	23.966	27.594		228,3	16:21'56.580
2	32.058	23.626	24.139	26.929	1'46.752	255,3	16:23'43.332

08/09/2023 P = Pits In/Out - C = Lap Time Cancelled

These data/results cannot be reproduced, stored and/or transmitted in whole or in part by any manner of electronic, mechanical, photocopying, recording, broadcasting or otherwise now known or herein after developed without the previous express consent by the copyright owner, except for reproduction in daily press and regular printed publications on sale to the public within 60 days of the event related to those data/results and always provided that copyright symbol appears together as follows below.

© DORNA WSBK ORGANIZATION Srl 2023



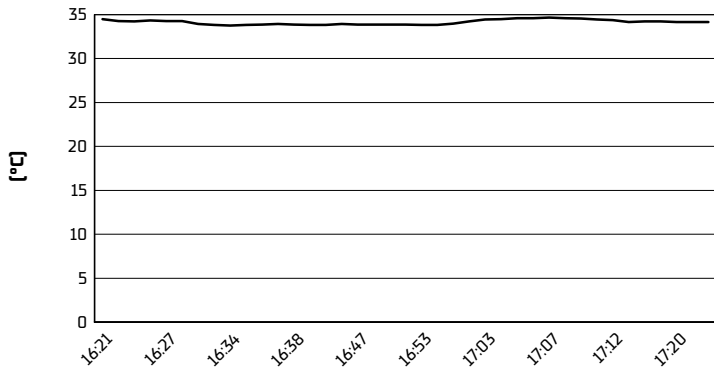
Magny-Cours 4.411 m

Pirelli French Round, 8-10 September 2023

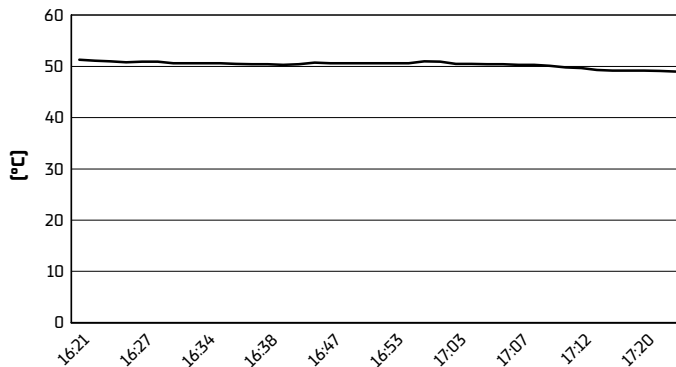
Weather Report Free Practice 2nd Session

Session started 16:20 - Session ended 17:23

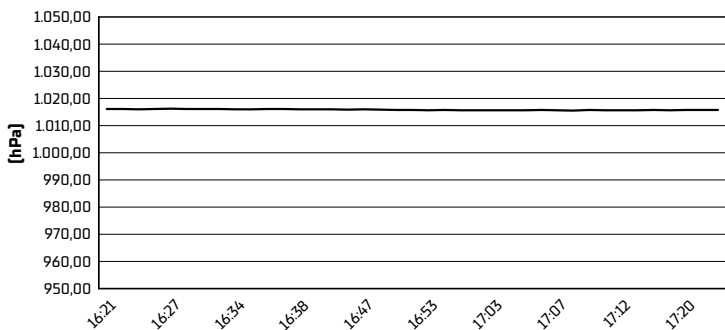
Air Temperature



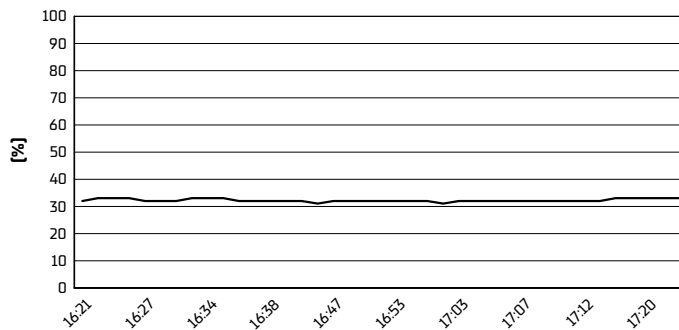
Track Temperature



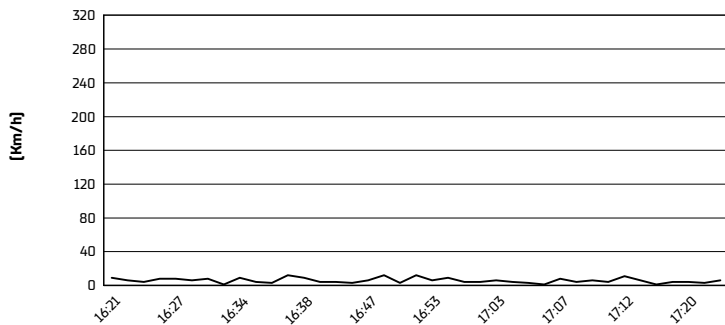
Air Pressure



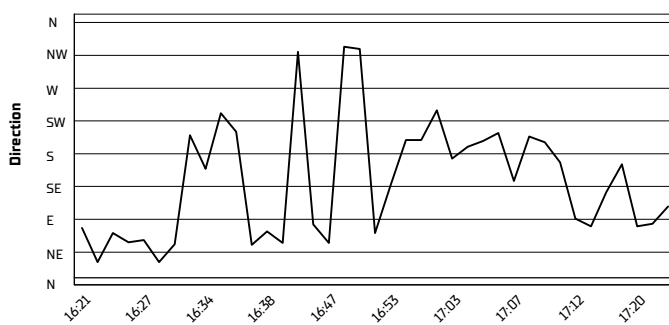
Humidity



Wind Speed



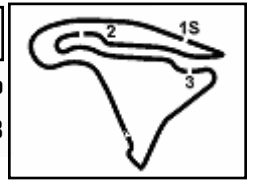
Wind Direction



08/09/2023

These data/results cannot be reproduced, stored and/or transmitted in whole or in part by any manner of electronic, mechanical, photocopying, recording, broadcasting or otherwise now known or herein after developed without the previous express consent by the copyright owner, except for reproduction in daily press and regular printed publications on sale to the public within 60 days of the event related to those data/results and always provided that copyright symbol appears together as follows below.

© DORNA WSBK ORGANIZATION Srl 2023



Magny-Cours 4.411 m

Pirelli French Round, 8-10 September 2023
Best Laps & Speeds

1 / 2

No.	Rider	Nat	Best Lap		FP1		FP2												
			LL	SPD	LL	SPD	LL	SPD											
1	94 V. DEBISE Yamaha YZF R6	FRA	1'41.083 33 259,6		1'41.083 18 259,6		1'41.178 15 256,5												
2	11 N. BULEGA Ducati Panigale V2	ITA	1'41.114 35 262,7		1'41.581 18 262,7		1'41.114 17 261,5												
3	99 A. HUERTAS Kawasaki ZX-6R	ESP	1'41.136 30 263,4		1'41.136 18 262,1		1'41.546 12 263,4												
4	62 S. MANZI Yamaha YZF R6	ITA	1'41.385 39 260,2		1'42.183 20 260,2		1'41.385 19 257,7												
5	55 Y. MONTELLA Ducati Panigale V2	ITA	1'41.465 34 261,5		1'42.054 15 261,5		1'41.465 19 258,3												
6	3 R. DE ROSA Ducati Panigale V2	ITA	1'41.499 37 260,2		1'41.754 20 260,2		1'41.499 17 258,9												
7	9 J. NAVARRO Yamaha YZF R6	ESP	1'41.544 34 261,5		1'41.934 20 261,5		1'41.544 14 257,7												
8	66 N. TUULI Triumph Street Triple RS 765	FIN	1'41.593 38 264,7		1'41.734 19 264,7		1'41.593 19 258,3												
9	64 F. CARICASULO Ducati Panigale V2	ITA	1'41.595 42 260,8		1'41.872 22 260,8		1'41.595 20 260,8												
10	25 A. VERDOIA Yamaha YZF R6	FRA	1'41.626 38 261,5		1'41.626 19 261,5		1'41.813 19 256,5												
11	43 S. JESPERSEN Yamaha YZF R6	DEN	1'41.763 36 258,9		1'41.763 19 258,9		1'42.214 17 257,7												
12	23 M. SCHROETTER MV Agusta F3 800 RR	GER	1'41.777 38 260,2		1'42.457 19 258,9		1'41.777 19 260,2												
13	48 L. DALLA PORTA Yamaha YZF R6	ITA	1'41.856 44 262,1		1'41.914 23 262,1		1'41.856 21 261,5												
14	54 B. SOFUOGLU MV Agusta F3 800 RR	TUR	1'41.983 40 260,2		1'42.513 18 260,2		1'41.983 22 258,9												
15	28 G. VAN STRAALLEN Yamaha YZF R6	NED	1'42.030 17 259,6		1'42.030 9 259,6		1'43.198 8 251,7												
16	69 T. BOOTH-AMOS Kawasaki ZX-6R	GBR	1'42.082 40 258,9		1'42.082 21 258,3		1'42.305 19 258,9												
17	86 J. GIMBERT Yamaha YZF R6	FRA	1'42.090 31 262,7		1'42.090 17 262,7		1'42.249 14 262,1												
18	50 O. VOSTATEK Triumph Street Triple RS 765	CZE	1'42.490 37 262,1		1'42.490 18 262,1		1'43.064 19 257,7												
19	71 T. EDWARDS Yamaha YZF R6	AUS	1'42.621 32 259,6		1'44.039 12 259,6		1'42.621 20 259,6												
20	17 J. MCPHEE Kawasaki ZX-6R	GBR	1'42.698 33 260,2		1'43.133 18 258,9		1'42.698 15 260,2												
21	61 C. ONCU Kawasaki ZX-6R	TUR	1'42.811 35 257,7		1'42.811 18 257,1		1'43.631 17 257,7												
22	22 F. FULIGNI Ducati Panigale V2	ITA	1'42.957 33 257,7		1'43.795 16 257,7		1'42.957 17 256,5												
23	95 T. MACKENZIE Honda CBR600RR	GBR	1'43.040 31 257,7		1'44.069 16 257,7		1'43.040 15 254,1												
24	68 L. POWER Kawasaki ZX-6R	AUS	1'43.085 38 255,9		1'44.298 18 255,9		1'43.085 20 255,9												
25	51 A. SARMOON Yamaha YZF R6	THA	1'43.182 40 260,2		1'44.046 20 260,2		1'43.182 20 257,1												

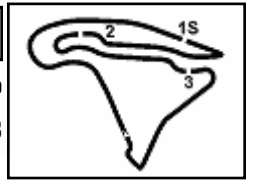
08/09/2023

These data/results cannot be reproduced, stored and/or transmitted in whole or in part by any manner of electronic, mechanical, photocopying, recording, broadcasting or otherwise now known or herein after developed without the previous express consent by the copyright owner, except for reproduction in daily press and regular printed publications on sale to the public within 60 days of the event related to those data/results and always provided that copyright symbol appears together as follows below.

© DORNA WSBK ORGANIZATION Srl 2023

FICR PERUGIA TIMING





Magny-Cours 4.411 m

Pirelli French Round, 8-10 September 2023
Best Laps & Speeds

2 / 2

No.	Rider	Nat	Best Lap		FP1		FP2							
			LL	SPD	LL	SPD	LL	SPD						
26	73 M. KOFLER Ducati Panigale V2	AUT	1'43.235 39	259,6	1'44.018 21	259,6	18	258,9						
27	96 M. GREGORIO Yamaha YZF R6	FRA	1'43.335 36	255,9	1'43.587 18	255,9	18	251,7						
28	27 A. DIAZ Yamaha YZF R6	ESP	1'43.427 32	254,7	1'44.182 17	254,7	15	252,9						
29	47 A. KOFLER Ducati Panigale V2	AUT	1'43.459 40	258,9	1'43.749 23	258,9	17	258,3						
30	16 Y. OKAYA Kawasaki ZX-6R	JPN	1'43.993 24	257,7	1'43.993 22	257,7	2	256,5						
31	7 A. NORRODIN Honda CBR600RR	MAS	1'44.053 35	254,1	1'44.443 18	254,1	17	252,9						
32	98 M. ABE Yamaha YZF R6	JPN	1'46.379 20	255,3	1'46.379 19	254,7	1	255,3						

08/09/2023

These data/results cannot be reproduced, stored and/or transmitted in whole or in part by any manner of electronic, mechanical, photocopying, recording, broadcasting or otherwise now known or herein after developed without the previous express consent by the copyright owner, except for reproduction in daily press and regular printed publications on sale to the public within 60 days of the event related to those data/results and always provided that copyright symbol appears together as follows below.

© DORNA WSBK ORGANIZATION Srl 2023