

Pirelli French Round, 8-10 September 2023
Results Tissot Superpole

No.	Rider	Nat	Team	Bike	Class	Time	Gap	Rel.	Laps	Speed	
										Avg	Max
1	11 N. BULEGA	ITA	Aruba.it Racing WorldSSP Team	Ducati Panigale V2		1'40.074			7	158,679	261,5
2	94 V. DEBISE	FRA	GMT94 Yamaha	Yamaha YZF R6		1'40.248	0.174	0.174	9	158,403	259,6
3	3 R. DE ROSA	ITA	Orelac Racing Verdnature	Ducati Panigale V2		1'40.366	0.292	0.118	8	158,217	259,6
4	62 S. MANZI	ITA	Ten Kate Racing Yamaha	Yamaha YZF R6		1'40.398	0.324	0.032	10	158,166	259,0
5	55 Y. MONTELLA	ITA	Barni Spark Racing Team	Ducati Panigale V2		1'40.532	0.458	0.134	8	157,956	262,1
6	99 A. HUERTAS	ESP	MTM Kawasaki	Kawasaki ZX-6R		1'40.640	0.566	0.108	8	157,786	262,8
7	66 N. TUULI	FIN	PTR Triumph	Triumph Street Triple RS 765		1'40.702	0.628	0.062	9	157,689	262,1
8	23 M. SCHROETTER	GER	MV Agusta Reparto Corse	MV Agusta F3 800 RR		1'40.791	0.717	0.089	10	157,550	260,9
9	48 L. DALLA PORTA	ITA	Evan Bros. WorldSSP Yamaha Team	Yamaha YZF R6		1'40.804	0.730	0.013	9	157,529	261,5
10	25 A. VERDOIA	FRA	Yamaha Thailand Racing Team	Yamaha YZF R6		1'40.808	0.734	0.004	10	157,523	260,9
11	64 F. CARICASULO	ITA	Althea Racing Team	Ducati Panigale V2		1'40.875	0.801	0.067	7	157,419	261,5
12	9 J. NAVARRO	ESP	Ten Kate Racing Yamaha	Yamaha YZF R6		1'40.944	0.870	0.069	10	157,311	260,2
13	43 S. JESPERSEN	DEN	VFT Racing WEBIKE Yamaha	Yamaha YZF R6		1'41.072	0.998	0.128	11	157,112	260,2
14	86 J. GIMBERT	FRA	GMT94 Yamaha	Yamaha YZF R6		1'41.079	1.005	0.007	9	157,101	260,2
15	28 G. VAN STRAALEN	NED	EAB Racing Team	Yamaha YZF R6		1'41.082	1.008	0.003	11	157,096	259,0
16	69 T. BOOTH-AMOS	GBR	Motozoo ME AIR Racing	Kawasaki ZX-6R	*	1'41.208	1.134	0.126	10	156,901	257,1
17	54 B. SOFUOGLU	TUR	MV Agusta Reparto Corse	MV Agusta F3 800 RR		1'41.216	1.142	0.008	11	156,888	260,9
18	17 J. MCPHEE	GBR	Vince64 by Puccetti Racing	Kawasaki ZX-6R		1'41.510	1.436	0.294	8	156,434	259,0
19	71 T. EDWARDS	AUS	Yart-Yamaha WorldSSP Team	Yamaha YZF R6	*	1'41.605	1.531	0.095	11	156,288	256,5
20	50 O. VOSTATEK	CZE	PTR Triumph	Triumph Street Triple RS 765		1'41.651	1.577	0.046	9	156,217	259,0
21	61 C. ONCU	TUR	Kawasaki Puccetti Racing	Kawasaki ZX-6R		1'41.860	1.786	0.209	9	155,896	261,5
22	51 A. SARMOON	THA	Yamaha Thailand Racing Team	Yamaha YZF R6		1'42.023	1.949	0.163	10	155,647	259,6
23	22 F. FULIGNI	ITA	Orelac Racing Verdnature	Ducati Panigale V2	*	1'42.261	2.187	0.238	11	155,285	260,2
24	47 A. KOFLER	AUT	D34G Racing	Ducati Panigale V2		1'42.346	2.272	0.085	6	155,156	260,2
25	68 L. POWER	AUS	Motozoo ME AIR Racing	Kawasaki ZX-6R	*	1'42.538	2.464	0.192	11	154,866	255,9
26	7 A. NORRODIN	MAS	PETRONAS MIE Racing Honda Team	Honda CBR600RR		1'42.610	2.536	0.072	10	154,757	257,8
27	27 A. DIAZ	ESP	Arco Yart Yamaha WorldSSP	Yamaha YZF R6	*	1'42.816	2.742	0.206	11	154,447	254,7
28	96 M. GREGORIO	FRA	Moto Ain	Yamaha YZF R6		1'42.872	2.798	0.056	9	154,363	254,1
29	16 Y. OKAYA	JPN	ProDina Kawasaki Racing	Kawasaki ZX-6R	*	1'42.919	2.845	0.047	11	154,292	257,1
30	73 M. KOFLER	AUT	D34G Racing	Ducati Panigale V2	*	1'43.436	3.362	0.517	4	153,521	255,9
31	95 T. MACKENZIE	GBR	PETRONAS MIE Racing Honda Team	Honda CBR600RR		1'43.623	3.549	0.187	5	153,244	254,1
----- Not Qualified -----											
NQ	98 M. ABE	JPN	VFT Racing WEBIKE Yamaha	Yamaha YZF R6	*	1'45.224	5.150	1.601	10	150,912	255,3

Qualifying Lap Time (105% of 1'40.074): 1'45.078

* WorldSSP Challenge

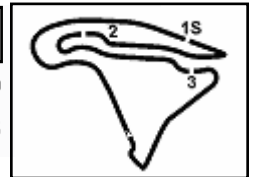
AIR	Humidity:	45%	Temp:	28°C
TRACK	Condition:	Dry	Temp:	35°C

Records	Pole	(SP)	2021	L.Bernardi	1'40.330	158,270	Km/h
	Race	(RC2)	2022	L.Baldassarri	1'40.547	157,930	Km/h
	All Times	(SP)	2021	L.Bernardi	1'40.330	158,270	Km/h

Start 09/09/2023 10:25 End 10:57 The results are provisional until the end of the time limit for protests and appeals and the completion of the technical checks.

These data/results cannot be reproduced, stored and/or transmitted in whole or in part by any manner of electronic, mechanical, photocopying, recording, broadcasting or otherwise now known or herein after developed without the previous express consent by the copyright owner, except for reproduction in daily press and regular printed publications on sale to the public within 60 days of the event related to those data/results and always provided that copyright symbol appears together as follows below.

© DORNA WSBK ORGANIZATION Srl 2023



Pirelli French Round, 8-10 September 2023
Results Tissot Superpole

Session Highlights

Local Time	No. Rider	Description
10.25.00		Start
10.26.13	47 A. KOFLER	Technical Problem - Turn 3
10.28.46	95 T. MACKENZIE	Current Lap Cancelled - Exceeded Track Limits - Turn 11
10.31.13	50 O. VOSTATEK	Current Lap Cancelled - Exceeded Track Limits - Turn 11
10.32.40	43 S. JESPERSEN	Lap Cancelled [First Lap] - Exceeded Track Limits - Turn 17
10.32.45	43 S. JESPERSEN	Lap Cancelled [First Lap] - Exceeded Track Limits - Turn 17
10.32.51	16 Y. OKAYA	Lap Cancelled [1'44.061] - Exceeded Track Limits - Turn 17
10.32.55	16 Y. OKAYA	Lap Cancelled [1'44.061] - Exceeded Track Limits - Turn 17
10.33.00	22 F. FULIGNI	Lap Cancelled [First Lap] - Yellow Flag - Turn 15-16
10.33.05	71 T. EDWARDS	Lap Cancelled [2'15.346] - Yellow Flag - Turn 15-16
10.33.10	96 M. GREGORIO	Lap Cancelled [2'02.335] - Yellow Flag - Turn 15-16
10.34.15	73 M. KOFLER	Crashed - Turn 13
10.34.15	61 C. ONCU	Crashed - Turn 13
10.34.28		RED FLAG
10.40.00		Session Restart
10.43.32	50 O. VOSTATEK	Current Lap Cancelled - Exceeded Track Limits - Turn 11
10.43.34	28 G. VAN STRAALLEN	Current Lap Cancelled - Exceeded Track Limits - Turn 6
10.45.34	71 T. EDWARDS	Current Lap Cancelled - Exceeded Track Limits - Turn 11
10.47.01	16 Y. OKAYA	Current Lap Cancelled - Exceeded Track Limits - Turn 6
10.47.29	54 B. SOFUOGLU	Current Lap Cancelled - Exceeded Track Limits - Turn 11
10.47.42	22 F. FULIGNI	Current Lap Cancelled - Exceeded Track Limits - Turn 6
10.49.00		WorldSBK SP On Time
10.49.21	96 M. GREGORIO	Current Lap Cancelled - Exceeded Track Limits - Turn 6
10.50.00	50 O. VOSTATEK	Current Lap Cancelled - Exceeded Track Limits - Turn 6
10.54.12		2023 Tissot Superpole Award Winner: Bulega N.
10.57.33		End Of Session

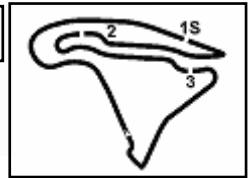
Fastest Laps Sequence

No.	Rider	Nat	Team	Bike	Local Time	Time	Gap	Avg
94	V. DEBISE	FRA	GMT94 Yamaha	Yamaha YZF R6	10:28'25.705	1'40.905		157,372
94	V. DEBISE	FRA	GMT94 Yamaha	Yamaha YZF R6	10:30'06.344	1'40.639	-0.266	157,788
11	N. BULEGA	ITA	Aruba.it Racing WorldSSP Team	Ducati Panigale V2	10:31'33.611	1'40.245	-0.394	158,408
11	N. BULEGA	ITA	Aruba.it Racing WorldSSP Team	Ducati Panigale V2	10:49'20.626	1'40.074	-0.171	158,679

Start 10:25 End 10:57 The results are provisional until the end of the time limit for protests and appeals and the completion of the technical checks.

These data/results cannot be reproduced, stored and/or transmitted in whole or in part by any manner of electronic, mechanical, photocopying, recording, broadcasting or otherwise now known or herein after developed without the previous express consent by the copyright owner, except for reproduction in daily press and regular printed publications on sale to the public within 60 days of the event related to those data/results and always provided that copyright symbol appears together as follows below.

© DORNA WSBK ORGANIZATION Srl 2023



Magny-Cours 4.411 m

Pirelli French Round, 8-10 September 2023
Best Sectors & Speed Tissot Superpole

BEST LAP		
1	11 N. BULEGA	Ducati Panigale V2 1'40.074
2	94 V. DEBISE	Yamaha YZF R6 1'40.248
3	3 R. DE ROSA	Ducati Panigale V2 1'40.366
4	62 S. MANZI	Yamaha YZF R6 1'40.398
5	55 Y. MONTELLA	Ducati Panigale V2 1'40.532
6	99 A. HUERTAS	Kawasaki ZX-6R 1'40.640
7	66 N. TUULI	Triumph Street Triple RS 765 1'40.702
8	23 M. SCHROETTER	MV Agusta F3 800 RR 1'40.791
9	48 L. DALLA PORTA	Yamaha YZF R6 1'40.804
10	25 A. VERDOIA	Yamaha YZF R6 1'40.808
11	64 F. CARICASULO	Ducati Panigale V2 1'40.875
12	9 J. NAVARRO	Yamaha YZF R6 1'40.944
13	43 S. JESPERSEN	Yamaha YZF R6 1'41.072
14	86 J. GIMBERT	Yamaha YZF R6 1'41.079
15	28 G. VAN STRAALLEN	Yamaha YZF R6 1'41.082
16	69 T. BOOTH-AMOS	Kawasaki ZX-6R 1'41.208
17	54 B. SOFUOGLU	MV Agusta F3 800 RR 1'41.216
18	17 J. MCPHEE	Kawasaki ZX-6R 1'41.510
19	71 T. EDWARDS	Yamaha YZF R6 1'41.605
20	50 D. VOSTATEK	Triumph Street Triple RS 765 1'41.651
21	61 C. ONCU	Kawasaki ZX-6R 1'41.860
22	51 A. SARMOON	Yamaha YZF R6 1'42.023
23	22 F. FULIGNI	Ducati Panigale V2 1'42.261
24	47 A. KOFLER	Ducati Panigale V2 1'42.346
25	68 L. POWER	Kawasaki ZX-6R 1'42.538
26	7 A. NORRODIN	Honda CBR600RR 1'42.610
27	27 A. DIAZ	Yamaha YZF R6 1'42.816
28	96 M. GREGORIO	Yamaha YZF R6 1'42.872
29	16 Y. OKAYA	Kawasaki ZX-6R 1'42.919
30	73 M. KOFLER	Ducati Panigale V2 1'43.436
31	95 T. MACKENZIE	Honda CBR600RR 1'43.623
32	98 M. ABE	Yamaha YZF R6 1'45.224

SPEED		
1	99 A. HUERTAS	Kawasaki ZX-6R 262,8
2	66 N. TUULI	Triumph Street Triple RS 765 262,1
3	55 Y. MONTELLA	Ducati Panigale V2 262,1
4	61 C. ONCU	Kawasaki ZX-6R 261,5
5	64 F. CARICASULO	Ducati Panigale V2 261,5
6	11 N. BULEGA	Ducati Panigale V2 261,5
7	48 L. DALLA PORTA	Yamaha YZF R6 261,5
8	25 A. VERDOIA	Yamaha YZF R6 260,9
9	23 M. SCHROETTER	MV Agusta F3 800 RR 260,9
10	54 B. SOFUOGLU	MV Agusta F3 800 RR 260,9
11	86 J. GIMBERT	Yamaha YZF R6 260,2
12	22 F. FULIGNI	Ducati Panigale V2 260,2
13	43 S. JESPERSEN	Yamaha YZF R6 260,2
14	47 A. KOFLER	Ducati Panigale V2 260,2
15	9 J. NAVARRO	Yamaha YZF R6 260,2
16	94 V. DEBISE	Yamaha YZF R6 259,6
17	3 R. DE ROSA	Ducati Panigale V2 259,6
18	51 A. SARMOON	Yamaha YZF R6 259,6
19	17 J. MCPHEE	Kawasaki ZX-6R 259,0
20	28 G. VAN STRAALLEN	Yamaha YZF R6 259,0
21	50 D. VOSTATEK	Triumph Street Triple RS 765 259,0
22	62 S. MANZI	Yamaha YZF R6 259,0
23	7 A. NORRODIN	Honda CBR600RR 257,8
24	16 Y. OKAYA	Kawasaki ZX-6R 257,1
25	69 T. BOOTH-AMOS	Kawasaki ZX-6R 257,1
26	71 T. EDWARDS	Yamaha YZF R6 256,5
27	73 M. KOFLER	Ducati Panigale V2 255,9
28	68 L. POWER	Kawasaki ZX-6R 255,9
29	98 M. ABE	Yamaha YZF R6 255,3
30	27 A. DIAZ	Yamaha YZF R6 254,7
31	96 M. GREGORIO	Yamaha YZF R6 254,1
32	95 T. MACKENZIE	Honda CBR600RR 254,1

SEG. 1		
1	64 F. CARICASULO	30.376
2	11 N. BULEGA	30.382
3	55 Y. MONTELLA	30.457
4	25 A. VERDOIA	30.493
5	3 R. DE ROSA	30.494
6	94 V. DEBISE	30.500
7	23 M. SCHROETTER	30.524
8	66 N. TUULI	30.535
9	62 S. MANZI	30.608
10	28 G. VAN STRAALLEN	30.638
11	99 A. HUERTAS	30.657
12	69 T. BOOTH-AMOS	30.664
13	54 B. SOFUOGLU	30.666
14	86 J. GIMBERT	30.676
15	9 J. NAVARRO	30.718
16	17 J. MCPHEE	30.728
17	48 L. DALLA PORTA	30.730
18	50 D. VOSTATEK	30.788
19	22 F. FULIGNI	30.791
20	43 S. JESPERSEN	30.792
21	71 T. EDWARDS	30.798
22	61 C. ONCU	30.833
23	51 A. SARMOON	30.841
24	68 L. POWER	30.895
25	47 A. KOFLER	30.957
26	7 A. NORRODIN	30.987
27	16 Y. OKAYA	31.190
28	27 A. DIAZ	31.231
29	96 M. GREGORIO	31.244
30	73 M. KOFLER	31.249
31	95 T. MACKENZIE	31.616
32	98 M. ABE	31.676

SEG. 2		
1	11 N. BULEGA	21.814
2	3 R. DE ROSA	21.845
3	62 S. MANZI	21.889
4	55 Y. MONTELLA	21.893
5	9 J. NAVARRO	21.903
6	66 N. TUULI	21.907
7	94 V. DEBISE	21.956
8	64 F. CARICASULO	21.961
9	54 B. SOFUOGLU	21.970
10	48 L. DALLA PORTA	21.974
11	86 J. GIMBERT	21.995
12	43 S. JESPERSEN	21.995
13	99 A. HUERTAS	22.013
14	23 M. SCHROETTER	22.021
15	50 D. VOSTATEK	22.023
16	25 A. VERDOIA	22.057
17	28 G. VAN STRAALLEN	22.149
18	61 C. ONCU	22.152
19	17 J. MCPHEE	22.156
20	22 F. FULIGNI	22.199
21	71 T. EDWARDS	22.210
22	51 A. SARMOON	22.247
23	69 T. BOOTH-AMOS	22.254
24	47 A. KOFLER	22.313
25	7 A. NORRODIN	22.369
26	96 M. GREGORIO	22.407
27	16 Y. OKAYA	22.422
28	73 M. KOFLER	22.514
29	68 L. POWER	22.539
30	27 A. DIAZ	22.576
31	95 T. MACKENZIE	22.645
32	98 M. ABE	22.908

SEG. 3		
1	94 V. DEBISE	22.400
2	11 N. BULEGA	22.442
3	3 R. DE ROSA	22.472
4	43 S. JESPERSEN	22.520
5	62 S. MANZI	22.522
6	23 M. SCHROETTER	22.532
7	55 Y. MONTELLA	22.542
8	25 A. VERDOIA	22.565
9	66 N. TUULI	22.567
10	99 A. HUERTAS	22.587
11	48 L. DALLA PORTA	22.608
12	69 T. BOOTH-AMOS	22.631
13	64 F. CARICASULO	22.633
14	28 G. VAN STRAALLEN	22.648
15	71 T. EDWARDS	22.662
16	86 J. GIMBERT	22.665
17	9 J. NAVARRO	22.697
18	54 B. SOFUOGLU	22.697
19	17 J. MCPHEE	22.763
20	50 D. VOSTATEK	22.811
21	61 C. ONCU	22.841
22	27 A. DIAZ	22.890
23	22 F. FULIGNI	22.896
24	51 A. SARMOON	22.942
25	7 A. NORRODIN	23.042
26	68 L. POWER	23.046
27	96 M. GREGORIO	23.064
28	47 A. KOFLER	23.064
29	73 M. KOFLER	23.154
30	16 Y. OKAYA	23.241
31	95 T. MACKENZIE	23.289
32	98 M. ABE	23.599

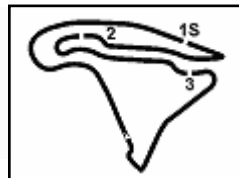
SEG. 4		
1	11 N. BULEGA	25.304
2	99 A. HUERTAS	25.330
3	94 V. DEBISE	25.334
4	62 S. MANZI	25.342
5	28 G. VAN STRAALLEN	25.368
6	48 L. DALLA PORTA	25.413
7	25 A. VERDOIA	25.416
8	9 J. NAVARRO	25.418
9	66 N. TUULI	25.451
10	43 S. JESPERSEN	25.484
11	3 R. DE ROSA	25.484
12	69 T. BOOTH-AMOS	25.524
13	23 M. SCHROETTER	25.535
14	86 J. GIMBERT	25.554
15	55 Y. MONTELLA	25.600
16	64 F. CARICASULO	25.616
17	50 D. VOSTATEK	25.684
18	61 C. ONCU	25.693
19	17 J. MCPHEE	25.745
20	54 B. SOFUOGLU	25.782
21	51 A. SARMOON	25.787
22	71 T. EDWARDS	25.809
23	68 L. POWER	25.871
24	47 A. KOFLER	25.919
25	7 A. NORRODIN	25.924
26	16 Y. OKAYA	25.985
27	96 M. GREGORIO	26.005
28	95 T. MACKENZIE	26.073
29	22 F. FULIGNI	26.091
30	27 A. DIAZ	26.091
31	73 M. KOFLER	26.100
32	98 M. ABE	26.580

09/09/2023

These data/results cannot be reproduced, stored and/or transmitted in whole or in part by any manner of electronic, mechanical, photocopying, recording, broadcasting or otherwise now known or herein after developed without the previous express consent by the copyright owner, except for reproduction in daily press and regular printed publications on sale to the public within 60 days of the event related to those data/results and always provided that copyright symbol appears together as follows below.

© DORNA WSBK ORGANIZATION Srl 2023





Magny-Cours 4.411 m

Pirelli French Round, 8-10 September 2023

Ideal Times Tissot Superpole

No.	Rider	Nat	Bike	Seg. 1	Seg. 2	Seg. 3	Seg. 4	Ideal Time		
				Diff. 1	Diff. 2	Diff. 3	Diff. 4	Best Lap	Pos.	Diff.
1	11 N. BULEGA	ITA	Ducati Panigale V2	30.382	21.814 +0.092	22.442 +0.040	25.304	1'39.942 1'40.074	1	0.132
2	94 V. DEBISE	FRA	Yamaha YZF R6	30.500	21.956 +0.029	22.400	25.334 +0.029	1'40.190 1'40.248	2	0.058
3	3 R. DE ROSA	ITA	Ducati Panigale V2	30.494 +0.023	21.845	22.472	25.484 +0.048	1'40.295 1'40.366	3	0.071
4	62 S. MANZI	ITA	Yamaha YZF R6	30.608 +0.010	21.889 +0.024	22.522 +0.003	25.342	1'40.361 1'40.398	4	0.037
5	66 N. TUULI	FIN	Triumph Street Triple RS 765	30.535 +0.186	21.907	22.567	25.451 +0.056	1'40.460 1'40.702	7	0.242
6	55 Y. MONTELLA	ITA	Ducati Panigale V2	30.457 +0.003	21.893 +0.037	22.542	25.600	1'40.492 1'40.532	5	0.040
7	25 A. VERDOIA	FRA	Yamaha YZF R6	30.493 +0.064	22.057 +0.145	22.565 +0.013	25.416 +0.055	1'40.531 1'40.808	10	0.277
8	64 F. CARICASULO	ITA	Ducati Panigale V2	30.376 +0.267	21.961 +0.008	22.633 +0.014	25.616	1'40.586 1'40.875	11	0.289
9	99 A. HUERTAS	ESP	Kawasaki ZX-6R	30.657	22.013	22.587 +0.053	25.330	1'40.587 1'40.640	6	0.053
10	23 M. SCHROETTER	GER	MV Agusta F3 800 RR	30.524 +0.155	22.021 +0.024	22.532	25.535	1'40.612 1'40.791	8	0.179
11	48 L. DALLA PORTA	ITA	Yamaha YZF R6	30.730	21.974 +0.079	22.608	25.413	1'40.725 1'40.804	9	0.079
12	9 J. NAVARRO	ESP	Yamaha YZF R6	30.718	21.903	22.696 +0.060	25.418 +0.149	1'40.735 1'40.944	12	0.209
13	43 S. JESPERSEN	DEN	Yamaha YZF R6	30.792 +0.202	21.995 +0.079	22.520	25.484	1'40.791 1'41.072	13	0.281
14	28 G. VAN STRAALEN	NED	Yamaha YZF R6	30.638 +0.134	22.149 +0.083	22.648 +0.062	25.368	1'40.803 1'41.082	15	0.279
15	86 J. GIMBERT	FRA	Yamaha YZF R6	30.676	21.995 +0.189	22.665	25.554	1'40.890 1'41.079	14	0.189
16	69 T. BOOTH-AMOS	GBR	Kawasaki ZX-6R	30.664	22.254 +0.093	22.631 +0.042	25.524	1'41.073 1'41.208	16	0.135
17	54 B. SOFUOGLU	TUR	MV Agusta F3 800 RR	30.666 +0.101	21.970	22.697	25.782	1'41.115 1'41.216	17	0.101
18	50 O. VOSTATEK	CZE	Triumph Street Triple RS 765	30.788 +0.079	22.023	22.811 +0.226	25.684 +0.040	1'41.306 1'41.651	20	0.345
19	17 J. MCPHEE	GBR	Kawasaki ZX-6R	30.728	22.156 +0.118	22.763	25.745	1'41.392 1'41.510	18	0.118
20	71 T. EDWARDS	AUS	Yamaha YZF R6	30.798	22.210	22.662 +0.126	25.809	1'41.479 1'41.605	19	0.126
21	61 C. ONCU	TUR	Kawasaki ZX-6R	30.833 +0.143	22.152 +0.081	22.841 +0.117	25.693	1'41.519 1'41.860	21	0.341
22	51 A. SARMOON	THA	Yamaha YZF R6	30.841 +0.134	22.247	22.942 +0.072	25.787	1'41.817 1'42.023	22	0.206
23	22 F. FULIGNI	ITA	Ducati Panigale V2	30.791 +0.097	22.199 +0.055	22.896	26.091 +0.132	1'41.977 1'42.261	23	0.284
24	47 A. KOFLER	AUT	Ducati Panigale V2	30.957	22.313 +0.093	23.064	25.919	1'42.253 1'42.346	24	0.093
25	7 A. NORRODIN	MAS	Honda CBR600RR	30.987 +0.145	22.369 +0.143	23.042	25.924	1'42.322 1'42.610	26	0.288
26	68 L. POWER	AUS	Kawasaki ZX-6R	30.895	22.539 +0.187	23.046	25.871	1'42.351 1'42.538	25	0.187
27	96 M. GREGORIO	FRA	Yamaha YZF R6	31.244 +0.048	22.407 +0.057	23.064 +0.007	26.005 +0.040	1'42.720 1'42.872	28	0.152
28	27 A. DIAZ	ESP	Yamaha YZF R6	31.231 +0.020	22.576 +0.008	22.890	26.091	1'42.788 1'42.816	27	0.028
29	16 Y. OKAYA	JPN	Kawasaki ZX-6R	31.190	22.422	23.241	25.985 +0.081	1'42.838 1'42.919	29	0.081
30	73 M. KOFLER	AUT	Ducati Panigale V2	31.249	22.514	23.154 +0.317	26.100 +0.102	1'43.017 1'43.436	30	0.419
31	95 T. MACKENZIE	GBR	Honda CBR600RR	31.616	22.645	23.289	26.073	1'43.623 1'43.623	31	
32	98 M. ABE	JPN	Yamaha YZF R6	31.676	22.908	23.599 +0.223	26.580 +0.238	1'44.763 1'45.224	32	0.461
Overall Ideal Time				30.376	21.814	22.400	25.304	1'39.894		

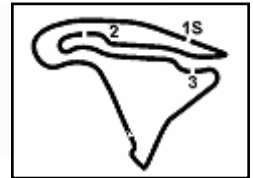
09/09/2023

These data/results cannot be reproduced, stored and/or transmitted in whole or in part by any manner of electronic, mechanical, photocopying, recording, broadcasting or otherwise now known or herein after developed without the previous express consent by the copyright owner, except for reproduction in daily press and regular printed publications on sale to the public within 60 days of the event related to those data/results and always provided that copyright symbol appears together as follows below.

© DORNA WSBK ORGANIZATION Srl 2023

FIGR PERUGIA TIMING





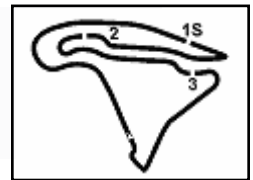
Pirelli French Round, 8-10 September 2023
Chronological Analysis Tissot Superpole

1° 11 N. BULEGA [1'40.074]								6° 99 A. HUERTAS [1'40.640]							
Lap	Seg1	Seg2	Seg3	Seg4	Lap Time	km/h	Local Time	Lap	Seg1	Seg2	Seg3	Seg4	Lap Time	km/h	Local Time
1		23.510	23.563	25.933		253,5	10:28'12.421	1		22.705	22.971	27.310	27.310	255,3	10:27'37.027
2	30.747	21.931	22.726	25.541	1'40.945	259,0	10:29'53.366	2	30.881	22.083	22.744	25.544	1'41.252	259,0	10:29'18.279
3	30.477	21.859	22.580	25.329	1'40.245	260,2	10:31'33.611	3	30.742	22.105	22.786	25.605	1'41.238	260,2	10:30'59.517
4	30.608	22.358	23.836	28.417	1'45.219P	261,5	10:33'18.830	4	35.378	23.788	22.968	28.482	1'50.616P	257,8	10:32'50.133
5	11'22.898	23.100	23.249	26.710	12'35.957P	247,7	10:45'54.787	5	10'52.526	23.423	24.376	30.645	12'10.970P	252,3	10:45'01.103
6	30.680	25.782	22.921	26.382	1'45.765	260,9	10:47'40.552	6	30.903	22.173	29.242	25.695	1'48.013	255,3	10:46'49.116
7	30.382	21.906	22.482	25.304	1'40.074	260,9	10:49'20.626	7	30.731	22.106	22.587	25.429	1'40.853	260,9	10:48'29.969
8	30.392	21.814	22.442	25.452	1'40.100	261,5	10:51'00.726	8	30.657	22.013	22.640	25.330	1'40.640	262,8	10:50'10.609
								9	34.077	22.368	22.937	25.681	1'45.063	257,8	10:51'55.672
2° 94 V. DEBISE [1'40.248]								7° 66 N. TUULI [1'40.702]							
Lap	Seg1	Seg2	Seg3	Seg4	Lap Time	km/h	Local Time	Lap	Seg1	Seg2	Seg3	Seg4	Lap Time	km/h	Local Time
1		22.615	22.985	25.540		246,0	10:26'44.800	1		23.149	23.366	25.767	25.767	242,2	10:28'14.674
2	30.856	22.018	22.654	25.377	1'40.905	255,3	10:28'25.705	2	30.535	22.301	22.747	25.672	1'41.255	262,1	10:29'55.929
3	30.780	21.958	22.515	25.386	1'40.639	256,5	10:30'06.344	3	30.706	22.169	22.668	25.514	1'41.057	259,0	10:31'36.986
4	31.300	22.055	22.573	28.205	1'44.133P	255,9	10:31'50.477	4	30.674	22.225	22.701	25.451	1'41.051	259,6	10:33'18.037
5	10'16.312	23.118	23.116	26.767	11'29.313P	244,3	10:43'19.790	5	30.908	23.478	24.272	31.667	1'50.325CP	257,1	10:35'08.362
6	30.500	21.985	22.400	25.363	1'40.248	259,6	10:45'00.038	6	7'40.303	23.193	26.616	26.002	8'56.114P	254,7	10:44'04.476
7	35.525	23.091	26.486	29.459	1'54.561	256,5	10:46'54.599	7	30.850	22.235	22.776	25.532	1'41.393	258,4	10:45'45.869
8	31.875	22.665	23.594	26.462	1'44.596	259,0	10:48'39.195	8	30.700	21.953	22.583	25.560	1'40.796	258,4	10:47'26.665
9	30.706	21.956	22.416	25.334	1'40.412	257,8	10:50'19.607	9	30.575	22.028	22.590	25.812	1'41.005	259,0	10:49'07.670
10	30.695	22.055	22.473	25.470	1'40.693	258,4	10:52'00.300	10	30.721	21.907	22.567	25.507	1'40.702	259,0	10:50'48.372
3° 3 R. DE ROSA [1'40.366]								8° 23 M. SCHROETTER [1'40.791]							
Lap	Seg1	Seg2	Seg3	Seg4	Lap Time	km/h	Local Time	Lap	Seg1	Seg2	Seg3	Seg4	Lap Time	km/h	Local Time
1		25.130	24.656	26.480		201,1	10:28'13.713	1		23.280	23.253	25.856	25.856	243,8	10:28'07.475
2	30.966	22.409	23.036	26.606	1'43.017	253,5	10:29'56.730	2	30.785	22.167	22.675	25.623	1'41.250	257,1	10:29'48.725
3	30.802	22.341	23.215	26.485	1'42.843	255,9	10:31'39.573	3	30.734	22.238	22.783	25.595	1'41.350	255,3	10:31'30.075
4	30.761	22.035	22.597	25.688	1'41.081	257,1	10:33'20.654	4	30.946	22.177	22.589	25.597	1'41.309	254,7	10:33'11.384
5	32.075	23.876	24.874	35.825	1'56.650CP	246,0	10:35'17.304	5	32.120	24.282	23.250	33.815	1'53.467CP	250,0	10:35'04.851
6	9'25.193	22.737	23.229	26.999	10'38.158P	231,3	10:45'55.462	6	7'01.961	23.395	23.248	27.115	8'15.719P	242,7	10:43'20.570
7	30.612	23.222	25.416	26.327	1'45.577	259,6	10:47'41.039	7	30.524	22.199	22.608	25.890	1'41.221	259,0	10:45'01.791
8	30.494	21.967	22.528	25.484	1'40.473	259,6	10:49'21.512	8	30.576	22.266	22.685	25.605	1'41.132	260,9	10:46'42.923
9	30.517	21.845	22.472	25.532	1'40.366	258,4	10:51'01.878	9	30.679	22.045	22.532	25.535	1'40.791	254,7	10:48'23.714
								10	30.732	22.021	22.618	25.568	1'40.939	255,9	10:50'04.653
								11	30.737	22.049	22.687	25.544	1'41.017	255,3	10:51'45.670
4° 62 S. MANZI [1'40.398]								9° 48 L. DALLA PORTA [1'40.804]							
Lap	Seg1	Seg2	Seg3	Seg4	Lap Time	km/h	Local Time	Lap	Seg1	Seg2	Seg3	Seg4	Lap Time	km/h	Local Time
1		22.696	23.282	25.880		251,7	10:28'06.031	1		23.168	23.494	26.507	26.507	247,7	10:26'48.041
2	30.933	22.007	22.762	25.772	1'41.474	256,5	10:29'47.505	2	30.983	22.346	22.853	25.724	1'41.906	258,4	10:28'29.947
3	32.858	23.232	23.109	25.804	1'45.003	228,8	10:31'32.508	3	30.879	22.028	22.792	25.527	1'41.226	259,6	10:30'11.173
4	30.855	21.974	22.664	25.560	1'41.053	257,1	10:33'13.561	4	30.730	22.053	22.608	25.413	1'40.804	260,2	10:31'51.977
5	30.845	21.982	22.629	34.477	1'49.933CP	257,8	10:35'03.494	5	31.052	24.228	28.061	28.777	1'52.118P	259,6	10:33'44.095
6	6'20.674	23.125	23.526	25.709	7'33.034P	248,8	10:42'36.528	6	9'35.427	24.069	24.574	26.238	10'50.308P	251,7	10:44'34.403
7	30.608	21.889	22.596	25.579	1'40.672	256,5	10:44'17.200	7	30.849	22.322	22.892	25.639	1'41.702	261,5	10:46'16.105
8	30.749	21.916	22.642	25.415	1'40.722	258,4	10:45'57.922	8	30.782	22.225	23.271	35.713	1'51.991	260,9	10:48'08.096
9	30.660	22.093	22.611	25.379	1'40.743	258,4	10:47'38.665	9	30.914	22.095	22.839	25.519	1'41.367	259,0	10:49'49.463
10	30.618	21.913	22.525	25.342	1'40.398	259,0	10:49'19.063	10	30.944	21.974	22.773	25.472	1'41.163	260,9	10:51'30.626
11	30.690	21.946	22.522	25.440	1'40.598	258,4	10:50'59.661								
5° 55 Y. MONTELLA [1'40.532]								10° 25 A. VERDOIA [1'40.808]							
Lap	Seg1	Seg2	Seg3	Seg4	Lap Time	km/h	Local Time	Lap	Seg1	Seg2	Seg3	Seg4	Lap Time	km/h	Local Time
1		23.223	23.199	26.075		233,8	10:26'46.294	1		23.169	23.454	26.103	26.103	252,3	10:26'50.934
2	30.726	22.290	22.636	25.847	1'41.499	256,5	10:28'27.793	2	31.140	22.733	22.909	25.682	1'42.464	254,7	10:28'33.398
3	30.716	21.968	22.759	25.875	1'41.318	258,4	10:30'09.111	3	30.802	22.191	22.643	25.667	1'41.303	256,5	10:30'14.701
4	30.598	21.893	22.725	25.922	1'41.138	259,0	10:31'50.249	4	30.822	22.057	22.639	25.416	1'40.934	257,1	10:31'55.635
5	31.052	29.423	23.385	28.338	1'52.198P	254,7	10:33'42.447	5	30.812	22.067	22.793	29.177	1'44.849P	256,5	10:33'40.484
6	10'58.808	22.734	23.371	26.802	12'11.715P	247,7	10:45'54.162	6	8'27.963	22.733	22.993	26.683	9'40.372P	254,1	10:43'20.856
7	30.841	22.020	22.653	25.817	1'41.331	256,5	10:47'35.493	7	30.493	22.246	22.565	25.943	1'41.247	260,9	10:45'02.103
8	30.457	23.824	26.807	25.685	1'46.773	258,4	10:49'22.266	8	30.793	25.915	26.705	29.393	1'52.806	260,2	10:46'54.909
9	30.460	21.930	22.542	25.600	1'40.532	262,1	10:51'02.798								

09/09/2023 P = Pits In/Out - C = Lap Time Cancelled

These data/results cannot be reproduced, stored and/or transmitted in whole or in part by any manner of electronic, mechanical, photocopying, recording, broadcasting or otherwise now known or herein after developed without the previous express consent by the copyright owner, except for reproduction in daily press and regular printed publications on sale to the public within 60 days of the event related to those data/results and always provided that copyright symbol appears together as follows below.

© DORNA WSBK ORGANIZATION Srl 2023



Pirelli French Round, 8-10 September 2023
Chronological Analysis Tissot Superpole

9	31.266	22.554	23.091	28.146	1'45.057	255,3	10:48'39.966
10	30.914	22.101	22.768	25.684	1'41.467	257,8	10:50'21.433
11	30.557	22.202	22.578	25.471	1'40.808	260,9	10:52'02.241

4	30.975	22.149	22.709	25.547	1'41.380	254,7	10:31'51.533
5	30.772	22.232	22.710	25.368	1'41.082	255,9	10:33'32.615
6	31.065	22.399	23.495	32.722	1'49.681CP	251,7	10:35'22.296
7	6'09.385	22.823	22.992	26.347	7'21.547P	248,8	10:42'43.843
8	30.840	23.418	28.434	28.123	1'50.815C	253,5	10:44'34.658
9	30.788	22.611	22.765	25.792	1'41.956	259,0	10:46'16.614
10	30.725	22.641	22.648	27.011	1'43.025	257,1	10:47'59.639
11	30.833	22.788	22.844	25.673	1'42.138	257,1	10:49'41.777
12	30.638	22.196	22.933	25.569	1'41.336	257,8	10:51'23.113

11° 64 F. CARICASULO [1'40.875]							
Lap	Seg1	Seg2	Seg3	Seg4	Lap Time	km/h	Local Time
1		23.839	23.526	26.211		237,9	10:28'16.039
2	30.843	22.234	22.690	25.910	1'41.677	258,4	10:29'57.716
3	30.376	22.036	22.741	25.805	1'40.958	261,5	10:31'38.674
4	30.624	22.198	22.633	28.135	1'43.590P	259,6	10:33'22.264
5	11'04.747	23.047	23.142	26.230	12'17.166P	247,7	10:45'39.430
6	31.045	22.198	22.781	25.758	1'41.782	252,9	10:47'21.212
7	30.643	21.969	22.647	25.616	1'40.875	255,9	10:49'02.087
8	30.624	21.961	22.666	25.797	1'41.048	257,1	10:50'43.135

16° 69 T. BOOTH-AMOS [1'41.208]							
Lap	Seg1	Seg2	Seg3	Seg4	Lap Time	km/h	Local Time
1							10:25'08.708
2	1'10.177	24.465	24.083	26.634	2'25.359P	203,8	10:27'34.067
3	31.104	23.261	23.037	26.206	1'43.608	256,5	10:29'17.675
4	30.848	22.429	23.521	26.111	1'42.909	256,5	10:31'00.584
5	31.112	22.464	22.863	26.090	1'42.529	253,5	10:32'43.113
6	32.352	26.292	23.124	26.003	1'47.771C	231,8	10:34'30.884
7	33.162	26.296	25.190	35.524	2'00.172CP	227,4	10:36'31.056
8	8'06.687	25.298	23.846	27.505	9'23.336P	209,3	10:45'54.392
9	30.886	22.350	22.631	25.642	1'41.509	255,3	10:47'35.901
10	30.664	22.347	22.673	25.524	1'41.208	257,1	10:49'17.109
11	30.889	22.254	22.800	26.040	1'41.983	253,5	10:50'59.092

12° 9 J. NAVARRO [1'40.944]							
Lap	Seg1	Seg2	Seg3	Seg4	Lap Time	km/h	Local Time
1		22.971	23.435	26.132		254,7	10:27'48.363
2	31.005	22.088	22.878	25.641	1'41.612	257,8	10:29'29.975
3	30.862	22.013	22.826	25.456	1'41.157	259,0	10:31'11.132
4	32.163	23.671	23.397	25.675	1'44.906	243,2	10:32'56.038
5	30.953	22.137	22.808	30.562	1'46.460CP	259,0	10:34'42.498
6	7'21.759	22.849	23.232	8'43.586P	254,7	10:43'26.084	
7	30.900	21.935	23.050	25.490	1'41.375	259,0	10:45'07.459
8	30.851	21.924	22.765	25.418	1'40.958	257,1	10:46'48.417
9	30.718	21.903	22.756	25.567	1'40.944	259,0	10:48'29.361
10	34.213	22.990	23.428	33.787	1'54.418	259,0	10:50'23.779
11	30.783	22.015	22.696	25.591	1'41.085	260,2	10:52'04.864

17° 54 B. SOFUOGLU [1'41.216]							
Lap	Seg1	Seg2	Seg3	Seg4	Lap Time	km/h	Local Time
1			23.385	23.950	27.105	250,0	10:27'33.670
2	31.226	22.586	23.243	26.266	1'43.321	257,1	10:29'16.991
3	30.986	22.193	23.091	26.069	1'42.339	258,4	10:30'59.330
4	35.483	23.012	23.204	26.160	1'47.859	250,0	10:32'47.189
5	30.729	22.338	22.858	26.052	1'41.977C	254,7	10:34'29.166
6	37.403	27.186	24.442	32.585	2'01.616CP	175,3	10:36'30.782
7	5'08.791	22.700	23.125	26.384	6'21.000P	255,9	10:42'51.782
8	30.666	22.082	22.926	26.274	1'41.948	260,2	10:44'33.730
9	30.767	21.970	22.697	25.782	1'41.216	259,6	10:46'14.946
10	30.743	22.239	23.549	26.799	1'43.330C	260,9	10:47'58.276
11	30.805	22.076	22.937	25.950	1'41.768	259,6	10:49'40.044
12	30.976	22.241	22.876	25.858	1'41.951	257,8	10:51'21.995

13° 43 S. JESPERSEN [1'41.072]							
Lap	Seg1	Seg2	Seg3	Seg4	Lap Time	km/h	Local Time
1		23.353	23.632	26.040		C 250,6	10:26'51.179
2	31.004	22.797	22.993	25.750	1'42.544	257,8	10:28'33.723
3	30.970	22.198	22.660	25.973	1'41.801	257,8	10:30'15.524
4	30.994	22.074	22.520	25.484	1'41.072	258,4	10:31'56.596
5	30.950	21.998	22.612	25.588	1'41.148	257,8	10:33'37.744
6	31.839	23.170	25.059	33.146	1'53.214CP	252,9	10:35'30.958
7	6'13.733	22.489	22.856	25.872	7'24.950P	251,7	10:42'55.908
8	30.958	22.292	22.524	25.704	1'41.478	256,5	10:44'37.386
9	30.895	21.995	22.584	25.609	1'41.083	256,5	10:46'18.469
10	30.851	22.586	22.756	25.789	1'41.982	260,2	10:48'00.451
11	30.792	22.824	23.134	26.051	1'42.801	260,2	10:49'43.252
12	30.842	22.210	22.589	25.843	1'41.484	260,2	10:51'24.736

18° 17 J. MCPHEE [1'41.510]							
Lap	Seg1	Seg2	Seg3	Seg4	Lap Time	km/h	Local Time
1			22.761	23.415	26.637	248,3	10:26'48.383
2	30.772	22.633	22.909	25.844	1'42.158	253,5	10:28'30.541
3	30.738	22.330	22.941	25.861	1'41.870	259,0	10:30'12.411
4	31.034	26.012	23.693	30.378	1'51.117P	257,1	10:32'03.528
5	11'15.058	23.008	24.669	28.951	12'31.686P	252,9	10:44'35.214
6	31.116	22.402	22.818	26.044	1'42.380	257,8	10:46'17.594
7	30.728	22.274	22.763	25.745	1'41.510	258,4	10:47'59.104
8	31.492	23.707	23.664	32.607	1'51.470	255,9	10:49'50.574
9	30.819	22.156	22.785	25.790	1'41.550	257,8	10:51'32.124

14° 86 J. GIMBERT [1'41.079]							
Lap	Seg1	Seg2	Seg3	Seg4	Lap Time	km/h	Local Time
1		23.186	23.377	26.331		252,3	10:26'53.488
2	30.973	22.161	23.123	25.901	1'42.158	254,7	10:28'35.646
3	30.745	22.136	22.910	25.867	1'41.658	256,5	10:30'17.304
4	31.123	23.528	27.629	30.967	1'53.247P	260,2	10:32'10.551
5	9'21.533	22.830	22.994	26.395	10'33.752P	253,5	10:42'44.303
6	30.793	21.995	22.667	25.902	1'41.357	255,9	10:44'25.660
7	37.070	24.228	22.933	27.116	1'51.347	209,3	10:46'17.007
8	30.771	23.391	24.119	33.026	1'51.307	259,0	10:48'08.314
9	30.776	22.234	22.786	25.667	1'41.463	260,2	10:49'49.777
10	30.676	22.184	22.665	25.554	1'41.079	258,4	10:51'30.856

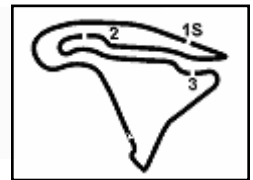
19° 71 T. EDWARDS [1'41.605]							
Lap	Seg1	Seg2	Seg3	Seg4	Lap Time	km/h	Local Time
1							10:25'10.220
2	52.149	25.532	24.066	33.599	2'15.346CP	232,8	10:27'25.566
3	31.445	22.991	23.262	26.470	1'44.168	252,9	10:29'09.734
4	31.327	22.655	22.937	25.981	1'42.900	254,7	10:30'52.634
5	31.130	22.667	22.873	25.945	1'42.615	252,3	10:32'35.249
6	31.349	24.614	23.677	29.529	1'49.169P	248,3	10:34'24.418
7	6'59.322	23.237	23.768	26.993	8'13.320P	247,7	10:42'37.738
8	30.807	22.342	22.662	26.051	1'41.862	254,1	10:44'19.600
9	30.839	22.487	23.711	36.607	1'53.644C	254,7	10:46'13.244

15° 28 G. VAN STRAALLEN [1'41.082]							
Lap	Seg1	Seg2	Seg3	Seg4	Lap Time	km/h	Local Time
1		23.248	23.249	25.958		249,4	10:26'46.676
2	31.025	22.435	22.765	25.734	1'41.959	254,1	10:28'28.635
3	30.807	22.328	22.697	25.686	1'41.518	255,3	10:30'10.153

09/09/2023 P = Pits In/Out - C = Lap Time Cancelled

These data/results cannot be reproduced, stored and/or transmitted in whole or in part by any manner of electronic, mechanical, photocopying, recording, broadcasting or otherwise now known or herein after developed without the previous express consent by the copyright owner, except for reproduction in daily press and regular printed publications on sale to the public within 60 days of the event related to those data/results and always provided that copyright symbol appears together as follows below.

© DORNA WSBK ORGANIZATION Srl 2023



Magny-Cours 4.411 m

Pirelli French Round, 8-10 September 2023
Chronological Analysis Tissot Superpole

3 / 4

10	30.977	23.418	24.152	26.999	1'45.546	255,9	10:47'58.790
11	31.422	23.299	23.333	26.098	1'44.152	255,3	10:49'42.942
12	30.798	22.210	22.788	25.809	1'41.605	256,5	10:51'24.547

2	16'22.585	23.670	23.404	26.645	17'36.304P	244,9	10:42'45.561
3	31.172	22.313	23.143	26.708	1'43.336	259,0	10:44'28.897
4	31.199	22.493	23.443	26.552	1'43.687	259,0	10:46'12.584
5	38.039	24.696	23.579	29.764	1'56.078	202,2	10:48'08.662
6	30.970	22.437	23.214	26.125	1'42.746	260,2	10:49'51.408
7	30.957	22.406	23.064	25.919	1'42.346	259,6	10:51'33.754

20° 50 D. VOSTATEK [1'41.651]							
Lap	Seg.1	Seg.2	Seg.3	Seg.4	Lap Time	km/h	Local Time
1		23.629	23.577	26.292		243,2	10:28'16.296
2	31.209	22.487	23.043	25.784	1'42.523	257,8	10:29'58.819
3	30.921	22.278	22.853	26.374	1'42.426C	257,8	10:31'41.245
4	31.033	22.337	22.947	25.684	1'42.001	257,1	10:33'23.246
5	31.397	23.031	24.203	32.855	1'51.486CP	255,3	10:35'14.732
6	7'33.086	23.167	23.301	29.789	8'49.343CP	252,3	10:44'04.075
7	31.305	22.407	22.822	25.777	1'42.311	249,4	10:45'46.386
8	30.867	22.023	23.037	25.724	1'41.651	259,0	10:47'28.037
9	30.788	22.344	22.811	25.750	1'41.693	257,8	10:49'09.730
10	30.927	22.352	23.366	26.088	1'42.733C	257,8	10:50'52.463

25° 68 L. POWER [1'42.538]							
Lap	Seg.1	Seg.2	Seg.3	Seg.4	Lap Time	km/h	Local Time
1							10:25'09.318
2	44.940	23.900	24.534	40.932	2'14.306P	246,6	10:27'23.624
3	31.566	22.977	23.449	26.343	1'44.335	249,4	10:29'07.959
4	31.681	25.583	23.543	32.343	1'53.150	241,6	10:31'01.109
5	31.049	22.843	23.216	26.015	1'43.123	254,7	10:32'44.232
6	32.286	25.764	23.211	28.662	1'49.923CP	242,2	10:34'34.155
7	7'28.736	23.357	23.449	27.736	8'43.278P	228,3	10:43'17.433
8	31.114	22.539	23.094	26.807	1'43.554	251,2	10:45'00.987
9	31.215	22.781	23.101	26.143	1'43.240	255,9	10:46'44.227
10	30.918	22.742	23.294	29.777	1'46.731	252,9	10:48'30.958
11	31.001	22.557	23.178	33.281	1'50.017	254,7	10:50'20.975
12	30.895	22.726	23.046	25.871	1'42.538	254,7	10:52'03.513

21° 61 C. ONCU [1'41.860]							
Lap	Seg.1	Seg.2	Seg.3	Seg.4	Lap Time	km/h	Local Time
1		23.607	23.823	27.465		249,4	10:27'34.294
2	30.925	22.639	23.040	26.282	1'42.886	257,1	10:29'17.180
3	30.900	22.568	22.875	26.636	1'42.979	261,5	10:31'00.159
4	35.217	23.026	22.939	26.745	1'47.927	247,7	10:32'48.086
5	30.833	22.262	22.841	1'01.074	2'17.010CP	259,0	10:35'05.096
6	8'21.093	23.407	23.650	26.131	9'34.281P	254,1	10:44'39.377
7	30.976	22.233	22.958	25.693	1'41.860	255,9	10:46'21.237
8	31.122	22.466	23.102	32.035	1'48.725	256,5	10:48'09.962
9	31.095	22.152	22.996	25.938	1'42.181	258,4	10:49'52.143
10	31.233	26.591	25.212	28.163	1'51.199	257,8	10:51'43.342

26° 7 A. NORRODIN [1'42.610]							
Lap	Seg.1	Seg.2	Seg.3	Seg.4	Lap Time	km/h	Local Time
1		23.748	23.968	26.476		245,5	10:26'54.031
2	31.406	22.545	23.335	25.970	1'43.256	252,9	10:28'37.287
3	31.429	22.539	23.504	26.047	1'43.519	251,7	10:30'20.806
4	31.378	22.637	23.613	26.406	1'44.034	251,7	10:32'04.840
5	31.635	22.821	23.645	28.220	1'46.321P	251,7	10:33'51.161
6	7'48.945	22.761	23.472	26.233	9'01.411P	249,4	10:42'52.572
7	31.204	22.369	23.278	26.053	1'42.904	252,9	10:44'35.476
8	31.132	22.512	23.042	25.924	1'42.610	257,8	10:46'18.086
9	31.051	22.403	23.345	25.943	1'42.742	254,7	10:48'00.828
10	30.987	22.721	23.673	26.757	1'44.138	257,1	10:49'44.966
11	31.245	22.793	23.507	26.101	1'43.646	255,3	10:51'28.612

22° 51 A. SARMOON [1'42.023]							
Lap	Seg.1	Seg.2	Seg.3	Seg.4	Lap Time	km/h	Local Time
1		23.296	24.581	26.174		251,7	10:26'51.591
2	30.966	22.717	23.307	25.983	1'42.973	259,6	10:28'34.564
3	31.113	22.336	22.942	26.010	1'42.401	257,1	10:30'16.965
4	31.420	22.721	23.459	28.507	1'46.107	256,5	10:32'03.072
5	31.736	22.759	23.578	32.771	1'50.844P	255,3	10:33'53.916
6	8'10.909	23.274	23.364	29.671	9'27.218P	246,6	10:43'21.134
7	30.929	22.423	22.954	26.136	1'42.442	258,4	10:45'03.576
8	30.975	22.247	23.014	25.787	1'42.023	257,1	10:46'45.599
9	30.841	22.382	23.039	26.085	1'42.347	259,0	10:48'27.946
10	31.308	22.569	24.216	36.899	1'54.992	254,1	10:50'22.938
11	36.588	27.807	24.083	26.324	1'54.802	251,7	10:52'17.740

27° 27 A. DIAZ [1'42.816]							
Lap	Seg.1	Seg.2	Seg.3	Seg.4	Lap Time	km/h	Local Time
1							10:25'12.005
2	50.208	23.742	24.115	27.655	2'05.720P	241,6	10:27'17.725
3	32.030	23.031	23.197	26.380	1'44.638	248,8	10:29'02.363
4	32.314	22.863	23.074	26.380	1'44.631	247,1	10:30'46.994
5	31.702	22.924	23.000	28.343	1'45.969	249,4	10:32'32.963
6	32.220	25.221	23.152	29.040	1'49.633P	242,7	10:34'22.596
7	7'41.642	23.132	23.304	27.542	8'55.620P	244,9	10:43'18.216
8	31.449	22.583	22.960	27.091	1'44.083	252,3	10:45'02.299
9	31.251	22.584	22.890	26.091	1'42.816	254,7	10:46'45.115
10	31.231	22.712	22.971	26.248	1'43.162	253,5	10:48'28.277
11	31.423	22.576	23.342	26.461	1'43.802	254,7	10:50'12.079
12	31.598	22.671	22.915	26.272	1'43.456	250,6	10:51'55.535

23° 22 F. FULIGNI [1'42.261]							
Lap	Seg.1	Seg.2	Seg.3	Seg.4	Lap Time	km/h	Local Time
1		26.378	26.180	35.554		C	10:27'24.299
2	31.560	24.738	23.287	26.555	1'46.140	252,9	10:29'10.439
3	30.963	23.031	23.005	26.091	1'43.090	254,7	10:30'53.529
4	30.906	22.331	23.013	26.447	1'42.697	256,5	10:32'36.226
5	30.941	22.417	23.143	26.371	1'42.872	257,1	10:34'19.098
6	33.594	25.657	25.287	32.366	1'56.904CP	200,4	10:36'16.002
7	5'49.961	24.394	23.631	27.408	7'05.394P	247,1	10:43'21.396
8	30.969	23.046	23.571	28.993	1'46.579	260,2	10:45'07.975
9	30.791	22.199	23.134	26.239	1'42.363	259,0	10:46'50.338
10	31.409	24.092	24.752	29.720	1'49.973C	255,3	10:48'40.311
11	30.888	22.254	22.896	26.223	1'42.261	259,6	10:50'22.572
12	30.828	22.465	23.093	26.196	1'42.582	256,5	10:52'05.154

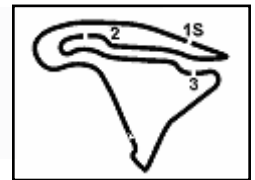
28° 96 M. GREGORIO [1'42.872]							
Lap	Seg.1	Seg.2	Seg.3	Seg.4	Lap Time	km/h	Local Time
1							10:25'22.741
2	45.704	23.751	24.014	28.866	2'02.335CP	242,2	10:27'25.076
3	31.742	22.800	23.423	26.360	1'44.325	250,6	10:29'09.401
4	31.792	23.387	23.398	28.092	1'46.669P	248,8	10:30'56.070
5	11'10.474	23.213	23.390	26.887	12'23.964P	242,2	10:43'20.034
6	31.244	22.719	23.064	26.246	1'43.273	254,1	10:45'03.307
7	31.370	22.472	23.093	26.005	1'42.940	253,5	10:46'46.247
8	31.292	22.464	23.071	26.045	1'42.872	251,7	10:48'29.119
9	31.492	23.124	24.165	27.213	1'45.994C	249,4	10:50'15.113

24° 47 A. KOFLER [1'42.346]							
Lap	Seg.1	Seg.2	Seg.3	Seg.4	Lap Time	km/h	Local Time
1							10:25'09.257

09/09/2023 P = Pits In/Out - C = Lap Time Cancelled

These data/results cannot be reproduced, stored and/or transmitted in whole or in part by any manner of electronic, mechanical, photocopying, recording, broadcasting or otherwise now known or herein after developed without the previous express consent by the copyright owner, except for reproduction in daily press and regular printed publications on sale to the public within 60 days of the event related to those data/results and always provided that copyright symbol appears together as follows below.

© DORNA WSBK ORGANIZATION Srl 2023



Pirelli French Round, 8-10 September 2023
Chronological Analysis Tissot Superpole

10 31.656 22.407 23.284 26.191 1'43.538 248,3 10:51'58.651

29° 16 Y. OKAYA [1'42.919]							
Lap	Seg.1	Seg.2	Seg.3	Seg.4	Lap Time	km/h	Local Time
1							10:25'08.787
2	45.377	23.894	23.987	26.765	2'00.023P	244,9	10:27'08.810
3	31.735	22.984	23.411	26.489	1'44.619	253,5	10:28'53.429
4	31.605	22.667	23.537	26.252	1'44.061C	251,2	10:30'37.490
5	31.430	22.704	23.373	26.242	1'43.749	254,7	10:32'21.239
6	32.690	23.288	24.059	30.602	1'50.639P	254,1	10:34'11.878
7	7'11.969	23.343	23.871	26.985	8'26.168P	242,7	10:42'38.046
8	31.190	22.422	23.241	26.066	1'42.919	256,5	10:44'20.965
9	31.339	22.623	23.481	31.370	1'48.813	257,1	10:46'09.778
10	31.490	23.648	25.311	26.470	1'46.919C	255,9	10:47'56.697
11	31.345	22.580	23.891	26.319	1'44.135	255,9	10:49'40.832
12	31.275	22.430	23.457	25.985	1'43.147	254,7	10:51'23.979

30° 73 M. KOFLER [1'43.436]							
Lap	Seg.1	Seg.2	Seg.3	Seg.4	Lap Time	km/h	Local Time
1							10:25'09.941
2	1'03.914	27.088	24.952	28.940	2'24.894P	188,8	10:27'34.835
3	31.339	23.003	23.554	26.318	1'44.214	255,3	10:29'19.049
4	31.249	22.514	23.471	26.202	1'43.436	255,9	10:31'02.485
5	31.603	22.595	23.201	26.100	1'43.499	252,9	10:32'45.984

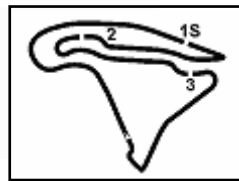
31° 95 T. MACKENZIE [1'43.623]							
Lap	Seg.1	Seg.2	Seg.3	Seg.4	Lap Time	km/h	Local Time
1							10:27'27.674
2	33.500	23.363	25.389	31.684	1'53.936C	254,1	10:29'21.610
3	31.919	22.792	23.616	26.125	1'44.452	251,2	10:31'06.062
4	31.616	22.645	23.289	26.073	1'43.623	251,7	10:32'49.685
5	32.847	23.396	24.228	30.963	1'51.434CP	236,8	10:34'41.119
6	16'21.884	23.929	23.900	26.294	17'36.007P	240,0	10:52'17.126

32° 98 M. ABE [1'45.224]							
Lap	Seg.1	Seg.2	Seg.3	Seg.4	Lap Time	km/h	Local Time
1		23.891	24.301	27.306		227,4	10:26'56.196
2	32.238	23.310	23.925	26.580	1'46.053	249,4	10:28'42.249
3	32.138	23.275	24.152	26.634	1'46.199	250,0	10:30'28.448
4	32.982	23.443	24.054	27.280	1'47.759	248,3	10:32'16.207
5	32.599	23.242	24.035	29.824	1'49.700P	247,7	10:34'05.907
6	7'20.293	23.579	23.599	26.807	8'34.278P	249,4	10:42'40.185
7	32.308	23.050	23.655	27.182	1'46.195	250,6	10:44'26.380
8	32.504	23.112	23.716	26.581	1'45.913	249,4	10:46'12.293
9	32.000	23.297	23.863	27.156	1'46.316	255,3	10:47'58.609
10	31.676	22.908	23.822	26.818	1'45.224	254,7	10:49'43.833
11	32.030	23.009	24.077	26.723	1'45.839	252,3	10:51'29.672

09/09/2023 P = Pits In/Dut - C = Lap Time Cancelled

These data/results cannot be reproduced, stored and/or transmitted in whole or in part by any manner of electronic, mechanical, photocopying, recording, broadcasting or otherwise now known or herein after developed without the previous express consent by the copyright owner, except for reproduction in daily press and regular printed publications on sale to the public within 60 days of the event related to those data/results and always provided that copyright symbol appears together as follows below.

© DORNA WSBK ORGANIZATION Srl 2023



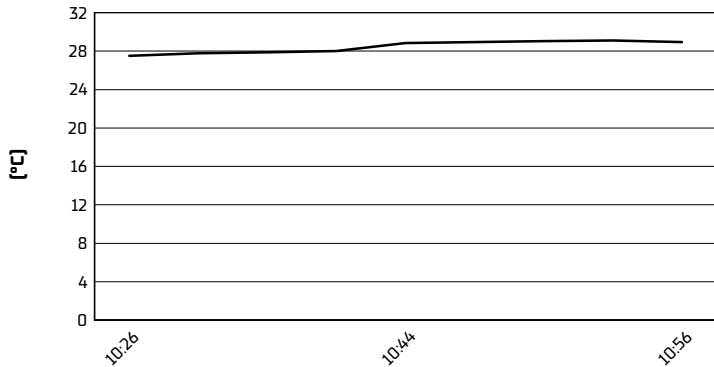
Magny-Cours 4.411 m

Pirelli French Round, 8-10 September 2023

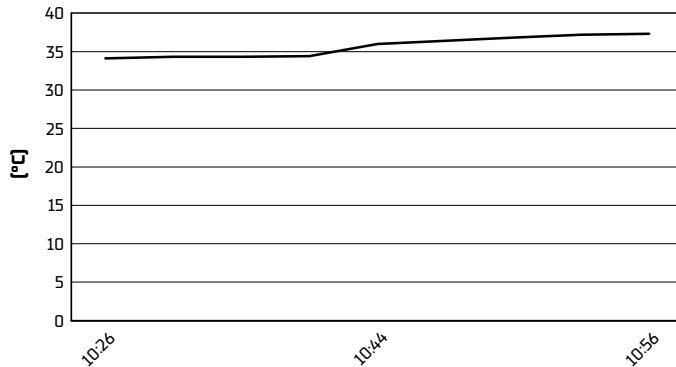
Weather Report Tissot Superpole

Session started 10:25 - Session ended 10:57

Air Temperature



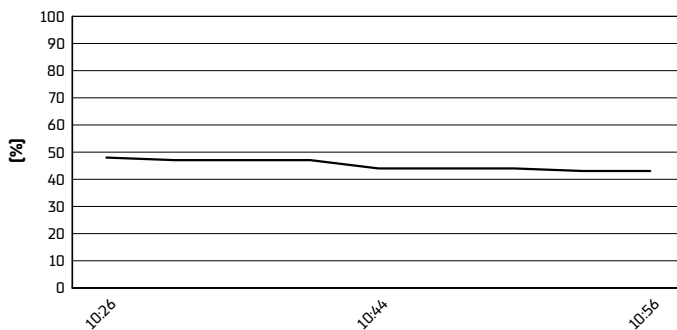
Track Temperature




Air Pressure



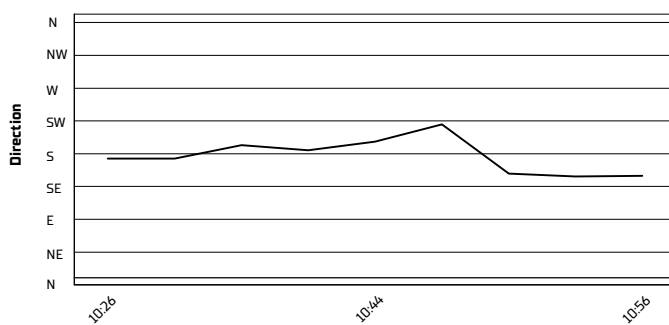
Humidity



Wind Speed



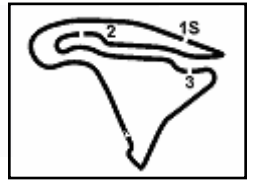
Wind Direction



09/09/2023

These data/results cannot be reproduced, stored and/or transmitted in whole or in part by any manner of electronic, mechanical, photocopying, recording, broadcasting or otherwise now known or herein after developed without the previous express consent by the copyright owner, except for reproduction in daily press and regular printed publications on sale to the public within 60 days of the event related to those data/results and always provided that copyright symbol appears together as follows below.

© DORNA WSBK ORGANIZATION Srl 2023



Magny-Cours 4.411 m

Pirelli French Round, 8-10 September 2023
Superpole Ranking

	2020	2021	2022	2023
01 Philip Island	Locatelli (Ita) Yam 1'32.176 (173,6 Km/h)		Caricasulo (Ita) Duc 1'37.161 (164,7 Km/h)	Manzi (Ita) Yam 1'32.814 (172,4 Km/h)
02 Mandalika		Aegerter (Sui) Yam 1'36.288 (160,8 Km/h)	Tuuli (Fin) MvA 1'35.947 (161,3 Km/h)	Bulega (Ita) Duc 1'35.520 (162,1 Km/h)
03 Assen		Aegerter (Sui) Yam 1'37.222 (168,2 Km/h)	Aegerter (Sui) Yam 1'36.906 (168,7 Km/h)	Bulega (Ita) Duc 1'36.900 (168,7 Km/h)
04 Barcelona	Locatelli (Ita) Yam 1'44.958 (158,7 Km/h)	Gonzalez (Esp) Yam 1'44.593 (159,3 Km/h)	Aegerter (Sui) Yam 1'43.983 (160,2 Km/h)	Bulega (Ita) Duc 1'44.243 (159,8 Km/h)
05 Misano		Aegerter (Sui) Yam 1'37.726 (149,6 Km/h)	Aegerter (Sui) Yam 1'37.173 (150,4 Km/h)	Bulega (Ita) Duc 1'36.495 (151,5 Km/h)
06 Donington			Aegerter (Sui) Yam 1'29.961 (160,9 Km/h)	Bulega (Ita) Duc 1'29.323 (162,0 Km/h)
07 Imola				Caricasulo (Ita) Duc 1'50.779 (160,3 Km/h)
08 Most		Gonzalez (Esp) Yam 1'35.213 (159,3 Km/h)	Baldassarri (Ita) Yam 1'34.952 (159,7 Km/h)	Bulega (Ita) Duc 1'34.479 (160,5 Km/h)
09 Magny-Cours	Smith (Gbr) Yam 1'49.318 (145,3 Km/h)	Bernardi (Smi) Yam 1'40.330 (158,3 Km/h)	Caricasulo (Ita) Duc 1'40.565 (157,9 Km/h)	Bulega (Ita) Duc 1'40.074 (158,7 Km/h)
10 Aragon	Locatelli (Ita) Yam 1'53.003 (161,7 Km/h)	Cluzel (Fra) Yam 1'52.937 (161,8 Km/h)	Baldassarri (Ita) Yam 1'52.706 (162,2 Km/h)	
11 Portimao	Locatelli (Ita) Yam 1'44.627 (158,0 Km/h)	Cluzel (Fra) Yam 1'43.908 (159,1 Km/h)	Aegerter (Sui) Yam 1'43.065 (160,4 Km/h)	
12 Jerez	Locatelli (Ita) Yam 1'42.214 (155,8 Km/h)	Oettl (Ger) Kaw 1'41.798 (156,4 Km/h)		

2023

- 7 **N. Bulega**
- 1 S. Manzi
- 1 F. Caricasulo

ALL TIMES

- | | | |
|--------------------|-------------------|-------------------|
| 34 K. Sofuoglu | 4 R. Krummenacher | 1 L. Bernardi |
| 24 J. Cluzel | 4 R. Xaus | 1 K. Coghlan |
| 22 S. Charpentier | 3 S. Cortese | 1 C. Davies |
| 17 B. Parkes | 3 K. Curtain | 1 M. Fabrizio |
| 15 K. Muggeridge | 3 J. Lascorz | 1 T. Gradinger |
| 14 F. Foret | 3 I. MacPherson | 1 C. Jones |
| 14 S. Lowes | 3 A. Pitt | 1 C. Kellner |
| 12 F. Caricasulo | 3 D. Salom | 1 S. Manzi |
| 11 D. Aegerter | 2 L. Baldassarri | 1 F. Marino |
| 10 C. Crutchlow | 2 P. Bontempi | 1 M. Meregalli |
| 8 L. Mahias | 2 M. Gonzalez | 1 S. Morais |
| 7 N. Bulega | 2 V. Guareschi | 1 P. Oettl |
| 7 A. Locatelli | 2 M. Lagrive | 1 C. Perolari |
| 6 S. Chambon | 2 M. Pirro | 1 P. Riba |
| 6 E. Laverty | 2 L. Scassa | 1 S. Sanna |
| 5 P. Casoli | 2 K. Smith | 1 L. Stapleford |
| 5 K. Fujiwara | 2 J. Teuchert | 1 J. Vd Goorbergh |
| 5 P. Jacobsen | 2 N. Tuuli | 1 J. Whitham |
| 5 C. Vermeulen | 2 M. van der Mark | |

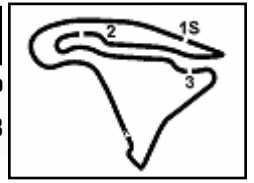
09/09/2023

These data/results cannot be reproduced, stored and/or transmitted in whole or in part by any manner of electronic, mechanical, photocopying, recording, broadcasting or otherwise now known or herein after developed without the previous express consent by the copyright owner, except for reproduction in daily press and regular printed publications on sale to the public within 60 days of the event related to those data/results and always provided that copyright symbol appears together as follows below.

© DORNA WSBK ORGANIZATION Srl 2023

FICR PERUGIA TIMING





Magny-Cours 4.411 m

Pirelli French Round, 8-10 September 2023
Tissot Superpole Award

	Points	Points From First	Points From Previous	February 26 PHILLIP ISLAND	March 5 MANDALIKA	April 23 ASSEN	May 7 BARCELONA	June 4 MISANO	July 2 DONINGTON PARK	July 16 IMOLA	July 30 MOST	September 10 MAGNY-COURS	September 24 ARAGON	October 1 PORTIMAO	October 29 JEREZ				
1 BULEGA Nicolo [ITA]	99			6	12	12	12	12	12	9	12	12							
2 CARICASULO Federico [ITA]	51	48		1	9	9	7	9	2	12	2								
3 MANZI Stefano [ITA]	45	54	6	12		2	2		7	7	9	6							
4 MONTELLA Yari [ITA]	40	59	5	7		3		7	9	5	4	5							
5 SCHROETTER Marcel [GER]	34	65	6	4	5	1	9	6	1	6		2							
6 VAN STRAALEN Glenn [NED]	26	73	8	3	3	7	5	5	3										
7 DE ROSA Raffaele [ITA]	22	77	4		4	4					7	7							
8 ONCU Can [TUR]	21	78	1	9	7	5													
9 DEBISE Valentin [FRA]	19	80	2			6	3				1	9							
10 HUERTAS Adrian [ESP]	19	80	0	2					5	3	5	4							
11 SOFUOGLU Bahattin [TUR]	15	84	4				1	4		4	6								
12 TUULI Niki [FIN]	15	84	0		6				4	2		3							
13 NAVARRO Jorge [ESP]	10	89	5		1		4	1		1	3								
14 MAHIAS Lucas [FRA]	9	90	1					3	6										
15 SPINELLI Nicholas [ITA]	7	92	2	5	2														
16 EDWARDS Tom [AUS]	6	93	1				6												
17 CORSI Simone [ITA]	2	97	4					2											
18 DALLA PORTA Lorenzo [ITA]	1	98	1									1							

09/09/2023 Odd points columns: Tissot Superpole Even points columns: Tissot Superpole Race

These data/results cannot be reproduced, stored and/or transmitted in whole or in part by any manner of electronic, mechanical, photocopying, recording, broadcasting or otherwise now known or herein after developed without the previous express consent by the copyright owner, except for reproduction in daily press and regular printed publications on sale to the public within 60 days of the event related to those data/results and always provided that copyright symbol appears together as follows below.

© DORNA WSBK ORGANIZATION Srl 2023