

Pirelli French Round, 8-10 September 2023
Results Warm Up

No.	Rider	Nat	Team	Bike	Class	Time	Gap	Rel.	Laps	Speed	
										Avg	Max
1	11 N. BULEGA	ITA	Aruba.it Racing WorldSSP Team	Ducati Panigale V2		1'40.747			8	157,619	260,2
2	94 V. DEBISE	FRA	GMT94 Yamaha	Yamaha YZF R6		1'40.764	0.017	0.017	8	157,592	260,2
3	99 A. HUERTAS	ESP	MTM Kawasaki	Kawasaki ZX-6R		1'40.974	0.227	0.210	8	157,264	267,3
4	48 L. DALLA PORTA	ITA	Evan Bros. WorldSSP Yamaha Team	Yamaha YZF R6		1'41.192	0.445	0.218	8	156,925	259,0
5	3 R. DE ROSA	ITA	Orelac Racing Verdatura	Ducati Panigale V2		1'41.223	0.476	0.031	8	156,877	253,5
6	64 F. CARICASULO	ITA	Althea Racing Team	Ducati Panigale V2		1'41.367	0.620	0.144	8	156,655	258,4
7	62 S. MANZI	ITA	Ten Kate Racing Yamaha	Yamaha YZF R6		1'41.384	0.637	0.017	7	156,628	254,7
8	55 Y. MONTELLA	ITA	Barni Spark Racing Team	Ducati Panigale V2		1'41.398	0.651	0.014	8	156,607	257,8
9	66 N. TUULI	FIN	PTR Triumph	Triumph Street Triple RS 765		1'41.411	0.664	0.013	6	156,587	258,4
10	69 T. BOOTH-AMOS	GBR	Motozoo ME AIR Racing	Kawasaki ZX-6R	*	1'41.478	0.731	0.067	9	156,483	257,8
11	9 J. NAVARRO	ESP	Ten Kate Racing Yamaha	Yamaha YZF R6		1'41.553	0.806	0.075	8	156,368	260,2
12	23 M. SCHROETTER	GER	MV Agusta Reparto Corse	MV Agusta F3 800 RR		1'41.606	0.859	0.053	8	156,286	255,9
13	25 A. VERDOIA	FRA	Yamaha Thailand Racing Team	Yamaha YZF R6		1'41.838	1.091	0.232	8	155,930	259,6
14	54 B. SOFUOGLU	TUR	MV Agusta Reparto Corse	MV Agusta F3 800 RR		1'41.900	1.153	0.062	8	155,835	258,4
15	86 J. GIMBERT	FRA	GMT94 Yamaha	Yamaha YZF R6		1'42.106	1.359	0.206	8	155,521	262,8
16	50 O. VOSTATEK	CZE	PTR Triumph	Triumph Street Triple RS 765		1'42.180	1.433	0.074	8	155,408	260,9
17	43 S. JESPERSEN	DEN	VFT Racing WEBIKE Yamaha	Yamaha YZF R6		1'42.196	1.449	0.016	8	155,384	257,1
18	71 T. EDWARDS	AUS	Yart-Yamaha WorldSSP Team	Yamaha YZF R6	*	1'42.211	1.464	0.015	8	155,361	260,2
19	28 G. VAN STRAALEN	NED	EAB Racing Team	Yamaha YZF R6		1'42.374	1.627	0.163	5	155,114	255,9
20	61 C. ONCU	TUR	Kawasaki Puccetti Racing	Kawasaki ZX-6R		1'42.377	1.630	0.003	8	155,109	256,5
21	95 T. MACKENZIE	GBR	PETRONAS MIE Racing Honda Team	Honda CBR600RR		1'42.515	1.768	0.138	8	154,900	251,7
22	27 A. DIAZ	ESP	Arco Yart Yamaha WorldSSP	Yamaha YZF R6	*	1'42.586	1.839	0.071	8	154,793	255,9
23	17 J. MCPHEE	GBR	Vince64 by Puccetti Racing	Kawasaki ZX-6R		1'42.613	1.866	0.027	8	154,752	262,8
24	47 A. KOFLER	AUT	D34G Racing	Ducati Panigale V2		1'42.695	1.948	0.082	9	154,629	259,6
25	22 F. FULIGNI	ITA	Orelac Racing Verdatura	Ducati Panigale V2	*	1'42.740	1.993	0.045	8	154,561	254,1
26	73 M. KOFLER	AUT	D34G Racing	Ducati Panigale V2	*	1'42.906	2.159	0.166	9	154,312	259,0
27	68 L. POWER	AUS	Motozoo ME AIR Racing	Kawasaki ZX-6R	*	1'42.964	2.217	0.058	9	154,225	256,5
28	16 Y. OKAYA	JPN	ProDina Kawasaki Racing	Kawasaki ZX-6R	*	1'42.993	2.246	0.029	8	154,181	257,1
29	51 A. SARMOON	THA	Yamaha Thailand Racing Team	Yamaha YZF R6		1'43.319	2.572	0.326	8	153,695	257,1
30	96 M. GREGORIO	FRA	Moto Ain	Yamaha YZF R6		1'43.552	2.805	0.233	6	153,349	249,4
31	7 A. NORRODIN	MAS	PETRONAS MIE Racing Honda Team	Honda CBR600RR					0		252,3

* WorldSSP Challenge

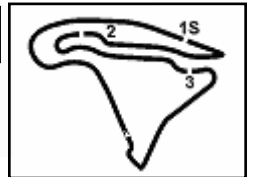
AIR	Humidity:	55%	Temp:	23°C
TRACK	Condition:	Dry	Temp:	28°C

Records	Pole	(SP)	2023 N.Bulega	1'40.074	158,680	Km/h
	Race	(RC2)	2022 L.Baldassarri	1'40.547	157,930	Km/h
	All Times	(SP)	2023 N.Bulega	1'40.074	158,680	Km/h

Start 10/09/2023 09:25 End 09:45 The results are provisional until the end of the time limit for protests and appeals and the completion of the technical checks.

These data/results cannot be reproduced, stored and/or transmitted in whole or in part by any manner of electronic, mechanical, photocopying, recording, broadcasting or otherwise now known or herein after developed without the previous express consent by the copyright owner, except for reproduction in daily press and regular printed publications on sale to the public within 60 days of the event related to those data/results and always provided that copyright symbol appears together as follows below.

© DORNA WSBK ORGANIZATION Srl 2023



Pirelli French Round, 8-10 September 2023
Results Warm Up

Session Highlights

Local Time	No. Rider	Description
09.25.00		Start
09.27.55	7 A. NORRODIN	Crashed - Turn 5
09.31.37	96 M. GREGORIO	Lap Cancelled [1'46.505] - Yellow Flag - Turn 5
09.31.42	95 T. MACKENZIE	Lap Cancelled [1'45.464] - Yellow Flag - Turn 5
09.31.47	54 B. SOFUOGLU	Lap Cancelled [1'43.839] - Yellow Flag - Turn 5
09.31.52	23 M. SCHROETTER	Lap Cancelled [1'43.151] - Yellow Flag - Turn 5
09.31.57	3 R. DE ROSA	Lap Cancelled [1'43.999] - Yellow Flag - Turn 5
09.32.02	22 F. FULIGNI	Lap Cancelled [1'44.284] - Yellow Flag - Turn 5
09.32.07	11 N. BULEGA	Lap Cancelled [1'42.057] - Yellow Flag - Turn 5
09.32.12	66 N. TUULI	Lap Cancelled [1'42.655] - Yellow Flag - Turn 5
09.33.43	17 J. MCPHEE	Lap Cancelled [1'43.260] - Exceeded Track Limits - Finish Line
09.33.48	68 L. POWER	Lap Cancelled [1'43.673] - Exceeded Track Limits - Finish Line
09.33.53	17 J. MCPHEE	Lap Cancelled [1'43.260] - Exceeded Track Limits - Finish Line
09.33.58	95 T. MACKENZIE	Lap Cancelled [1'44.007] - Exceeded Track Limits - Finish Line
09.34.44	61 C. ONCU	Current Lap Cancelled - Exceeded Track Limits - Turn 6
09.36.30	61 C. ONCU	Current Lap Cancelled - Exceeded Track Limits - Turn 6
09.36.38	25 A. VERDOIA	Current Lap Cancelled - Exceeded Track Limits - Turn 11
09.37.15	96 M. GREGORIO	Stop - Technical Problem
09.45.05		End Of Session

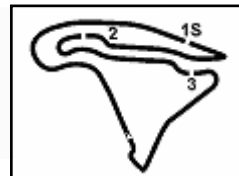
Fastest Laps Sequence

No.	Rider	Nat	Team	Bike	Local Time	Time	Gap	Avg
55	Y. MONTELLA	ITA	Barni Spark Racing Team	Ducati Panigale V2	09:28'28.873	1'42.536		154,869
48	L. DALLA PORTA	ITA	Evan Bros. WorldSSP Yamaha Team	Yamaha YZF R6	09:28'30.438	1'42.477	-0.059	154,958
94	V. DEBISE	FRA	GMT94 Yamaha	Yamaha YZF R6	09:28'30.912	1'41.265	-1.212	156,812
94	V. DEBISE	FRA	GMT94 Yamaha	Yamaha YZF R6	09:31'53.136	1'40.778	-0.487	157,570
11	N. BULEGA	ITA	Aruba.it Racing WorldSSP Team	Ducati Panigale V2	09:33'10.238	1'40.747	-0.031	157,619

10/09/2023 Start 09:25 End 09:45 The results are provisional until the end of the time limit for protests and appeals and the completion of the technical checks.

These data/results cannot be reproduced, stored and/or transmitted in whole or in part by any manner of electronic, mechanical, photocopying, recording, broadcasting or otherwise now known or herein after developed without the previous express consent by the copyright owner, except for reproduction in daily press and regular printed publications on sale to the public within 60 days of the event related to those data/results and always provided that copyright symbol appears together as follows below.

© DORNA WSBK ORGANIZATION Srl 2023



Magny-Cours 4.411 m

Pirelli French Round, 8-10 September 2023

Starting Grid - Race 2 [19 Laps x 4,411 km = 83,809 km]

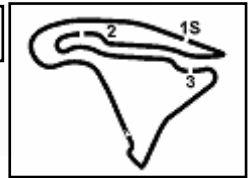
		2	94 DEBISE V. Yamaha 1'40.248	1	11 BULEGA N. Ducati 1'40.074	1
3	3 DE ROSA R. Ducati 1'40.366			4	62 MANZI S. Yamaha 1'40.398	2
6	99 HUERTAS A. Kawasaki 1'40.640	5	55 MONTELLA Y. Ducati 1'40.532			
		8	23 SCHROETTER M. MV Agusta 1'40.791	7	66 TUULI N. Triumph 1'40.702	3
9	48 DALLA PORTA L. Yamaha 1'40.804			10	25 VERDOIA A. Yamaha 1'40.808	4
12	9 NAVARRO J. Yamaha 1'40.944	11	64 CARICASULO F. Ducati 1'40.875			
		14	86 GIMBERT J. Yamaha 1'41.079	13	43 JESPERSEN S. Yamaha 1'41.072	5
15	28 VAN STRAALEN G. Yamaha 1'41.082			16	69 BOOTH-AMOS T. Kawasaki 1'41.208	6
18	17 MCPHEE J. Kawasaki 1'41.510	17	54 SOFUOGLU B. MV Agusta 1'41.216			
		20	50 VOSTATEK O. Triumph 1'41.651	19	71 EDWARDS T. Yamaha 1'41.605	7
21	61 ONCU C. Kawasaki 1'41.860			22	51 SARMOON A. Yamaha 1'42.023	8
24	47 KOFLER A. Ducati 1'42.346	23	22 FULIGNI F. Ducati 1'42.261			
		26	27 DIAZ A. Yamaha 1'42.816	25	68 POWER L. Kawasaki 1'42.538	9
27	16 OKAYA Y. Kawasaki 1'42.919			28	73 KOFLER M. Ducati 1'43.436	10
		29	95 MACKENZIE T. Honda 1'43.623			

N.7 (Norrodin A.) will not take part in the race. Declared unfit after WUP
 N.99 (Huertas A.) has been penalized with a Long Lap Penalty for Irresponsible Riding
 N.96 (Gregorio M.) will not take part in the race. Retired from the event

10/09/2023 The Race Director

* = Penalized

These data/results cannot be reproduced, stored and/or transmitted in whole or in part by any manner of electronic, mechanical, photocopying, recording, broadcasting or otherwise now known or herein after developed without the previous express consent by the copyright owner, except for reproduction in daily press and regular printed publications on sale to the public within 60 days of the event related to those data/results and always provided that copyright symbol appears together as follows below. © DORNA WSBK ORGANIZATION Srl 2023



Magny-Cours 4.411 m

Pirelli French Round, 8-10 September 2023
Best Sectors & Speed Warm Up

BEST LAP		
1	11 N. BULEGA	Ducati Panigale V2 1'40.747
2	94 V. DEBISE	Yamaha YZF R6 1'40.764
3	99 A. HUERTAS	Kawasaki ZX-6R 1'40.974
4	48 L. DALLA PORTA	Yamaha YZF R6 1'41.192
5	3 R. DE ROSA	Ducati Panigale V2 1'41.223
6	64 F. CARICASULO	Ducati Panigale V2 1'41.367
7	62 S. MANZI	Yamaha YZF R6 1'41.384
8	55 Y. MONTELLA	Ducati Panigale V2 1'41.398
9	66 N. TUULI	Triumph Street Triple RS 765 1'41.411
10	69 T. BOOTH-AMOS	Kawasaki ZX-6R 1'41.478
11	9 J. NAVARRO	Yamaha YZF R6 1'41.553
12	23 M. SCHROETTER	MV Agusta F3 800 RR 1'41.606
13	25 A. VERDOIA	Yamaha YZF R6 1'41.838
14	54 B. SOFUOGLU	MV Agusta F3 800 RR 1'41.900
15	86 J. GIMBERT	Yamaha YZF R6 1'42.106
16	50 D. VOSTATEK	Triumph Street Triple RS 765 1'42.180
17	43 S. JESPERSEN	Yamaha YZF R6 1'42.196
18	71 T. EDWARDS	Yamaha YZF R6 1'42.210
19	28 G. VAN STRAALLEN	Yamaha YZF R6 1'42.374
20	61 C. ONCU	Kawasaki ZX-6R 1'42.377
21	95 T. MACKENZIE	Honda CBR600RR 1'42.515
22	27 A. DIAZ	Yamaha YZF R6 1'42.586
23	17 J. MCPHEE	Kawasaki ZX-6R 1'42.613
24	47 A. KOFLER	Ducati Panigale V2 1'42.695
25	22 F. FULIGNI	Ducati Panigale V2 1'42.740
26	73 M. KOFLER	Ducati Panigale V2 1'42.906
27	68 L. POWER	Kawasaki ZX-6R 1'42.964
28	16 Y. OKAYA	Kawasaki ZX-6R 1'42.993
29	51 A. SARMOON	Yamaha YZF R6 1'43.319
30	96 M. GREGORIO	Yamaha YZF R6 1'43.552
31	7 A. NORRODIN	Honda CBR600RR

SPEED		
1	99 A. HUERTAS	Kawasaki ZX-6R 267,3
2	86 J. GIMBERT	Yamaha YZF R6 262,8
3	17 J. MCPHEE	Kawasaki ZX-6R 262,8
4	50 D. VOSTATEK	Triumph Street Triple RS 765 260,9
5	94 V. DEBISE	Yamaha YZF R6 260,2
6	9 J. NAVARRO	Yamaha YZF R6 260,2
7	71 T. EDWARDS	Yamaha YZF R6 260,2
8	11 N. BULEGA	Ducati Panigale V2 260,2
9	25 A. VERDOIA	Yamaha YZF R6 259,6
10	47 A. KOFLER	Ducati Panigale V2 259,6
11	73 M. KOFLER	Ducati Panigale V2 259,0
12	48 L. DALLA PORTA	Yamaha YZF R6 259,0
13	64 F. CARICASULO	Ducati Panigale V2 258,4
14	66 N. TUULI	Triumph Street Triple RS 765 258,4
15	54 B. SOFUOGLU	MV Agusta F3 800 RR 258,4
16	69 T. BOOTH-AMOS	Kawasaki ZX-6R 257,8
17	55 Y. MONTELLA	Ducati Panigale V2 257,8
18	16 Y. OKAYA	Kawasaki ZX-6R 257,1
19	43 S. JESPERSEN	Yamaha YZF R6 257,1
20	51 A. SARMOON	Yamaha YZF R6 257,1
21	68 L. POWER	Kawasaki ZX-6R 256,5
22	61 C. ONCU	Kawasaki ZX-6R 256,5
23	28 G. VAN STRAALLEN	Yamaha YZF R6 255,9
24	27 A. DIAZ	Yamaha YZF R6 255,9
25	23 M. SCHROETTER	MV Agusta F3 800 RR 255,9
26	62 S. MANZI	Yamaha YZF R6 254,7
27	22 F. FULIGNI	Ducati Panigale V2 254,1
28	3 R. DE ROSA	Ducati Panigale V2 253,5
29	7 A. NORRODIN	Honda CBR600RR 252,3
30	95 T. MACKENZIE	Honda CBR600RR 251,7
31	96 M. GREGORIO	Yamaha YZF R6 249,4

SEG. 1	
1	11 N. BULEGA 30.615
2	86 J. GIMBERT 30.692
3	69 T. BOOTH-AMOS 30.697
4	99 A. HUERTAS 30.724
5	55 Y. MONTELLA 30.751
6	48 L. DALLA PORTA 30.756
7	94 V. DEBISE 30.784
8	64 F. CARICASULO 30.785
9	3 R. DE ROSA 30.824
10	71 T. EDWARDS 30.842
11	66 N. TUULI 30.844
12	17 J. MCPHEE 30.854
13	62 S. MANZI 30.860
14	23 M. SCHROETTER 30.872
15	61 C. ONCU 30.877
16	54 B. SOFUOGLU 30.892
17	50 D. VOSTATEK 30.903
18	25 A. VERDOIA 30.904
19	9 J. NAVARRO 30.929
20	68 L. POWER 30.945
21	73 M. KOFLER 30.972
22	47 A. KOFLER 31.001
23	16 Y. OKAYA 31.003
24	43 S. JESPERSEN 31.085
25	28 G. VAN STRAALLEN 31.126
26	22 F. FULIGNI 31.176
27	51 A. SARMOON 31.196
28	27 A. DIAZ 31.226
29	95 T. MACKENZIE 31.321
30	96 M. GREGORIO 31.498
31	7 A. NORRODIN 31.786

SEG. 2	
1	11 N. BULEGA 21.845
2	99 A. HUERTAS 21.937
3	3 R. DE ROSA 21.942
4	55 Y. MONTELLA 21.960
5	94 V. DEBISE 21.960
6	64 F. CARICASULO 21.992
7	54 B. SOFUOGLU 22.058
8	9 J. NAVARRO 22.062
9	62 S. MANZI 22.088
10	23 M. SCHROETTER 22.093
11	48 L. DALLA PORTA 22.103
12	66 N. TUULI 22.112
13	50 D. VOSTATEK 22.166
14	86 J. GIMBERT 22.175
15	25 A. VERDOIA 22.195
16	69 T. BOOTH-AMOS 22.259
17	22 F. FULIGNI 22.259
18	43 S. JESPERSEN 22.278
19	17 J. MCPHEE 22.310
20	47 A. KOFLER 22.323
21	95 T. MACKENZIE 22.330
22	73 M. KOFLER 22.353
23	28 G. VAN STRAALLEN 22.355
24	61 C. ONCU 22.355
25	71 T. EDWARDS 22.391
26	27 A. DIAZ 22.496
27	68 L. POWER 22.501
28	16 Y. OKAYA 22.528
29	96 M. GREGORIO 22.560
30	51 A. SARMOON 22.578
31	7 A. NORRODIN 24.364

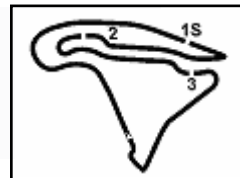
SEG. 3	
1	94 V. DEBISE 22.487
2	64 F. CARICASULO 22.592
3	11 N. BULEGA 22.600
4	99 A. HUERTAS 22.641
5	3 R. DE ROSA 22.654
6	55 Y. MONTELLA 22.673
7	48 L. DALLA PORTA 22.723
8	69 T. BOOTH-AMOS 22.744
9	66 N. TUULI 22.760
10	71 T. EDWARDS 22.789
11	62 S. MANZI 22.816
12	9 J. NAVARRO 22.833
13	25 A. VERDOIA 22.843
14	43 S. JESPERSEN 22.855
15	54 B. SOFUOGLU 22.867
16	23 M. SCHROETTER 22.879
17	61 C. ONCU 22.892
18	27 A. DIAZ 22.904
19	86 J. GIMBERT 22.958
20	17 J. MCPHEE 22.978
21	50 D. VOSTATEK 22.987
22	28 G. VAN STRAALLEN 23.000
23	95 T. MACKENZIE 23.020
24	22 F. FULIGNI 23.058
25	51 A. SARMOON 23.077
26	16 Y. OKAYA 23.089
27	73 M. KOFLER 23.164
28	68 L. POWER 23.184
29	96 M. GREGORIO 23.192
30	47 A. KOFLER 23.269
31	7 A. NORRODIN 24.081

SEG. 4	
1	94 V. DEBISE 25.394
2	99 A. HUERTAS 25.435
3	48 L. DALLA PORTA 25.451
4	11 N. BULEGA 25.504
5	62 S. MANZI 25.519
6	66 N. TUULI 25.642
7	64 F. CARICASULO 25.648
8	9 J. NAVARRO 25.655
9	23 M. SCHROETTER 25.665
10	69 T. BOOTH-AMOS 25.672
11	95 T. MACKENZIE 25.716
12	28 G. VAN STRAALLEN 25.728
13	25 A. VERDOIA 25.729
14	3 R. DE ROSA 25.791
15	54 B. SOFUOGLU 25.811
16	55 Y. MONTELLA 25.821
17	61 C. ONCU 25.850
18	50 D. VOSTATEK 25.852
19	43 S. JESPERSEN 25.853
20	17 J. MCPHEE 25.897
21	27 A. DIAZ 25.935
22	71 T. EDWARDS 25.937
23	86 J. GIMBERT 25.959
24	51 A. SARMOON 25.971
25	47 A. KOFLER 25.990
26	68 L. POWER 25.999
27	22 F. FULIGNI 26.096
28	16 Y. OKAYA 26.109
29	73 M. KOFLER 26.170
30	96 M. GREGORIO 26.229
31	7 A. NORRODIN 27.011

10/09/2023

These data/results cannot be reproduced, stored and/or transmitted in whole or in part by any manner of electronic, mechanical, photocopying, recording, broadcasting or otherwise now known or herein after developed without the previous express consent by the copyright owner, except for reproduction in daily press and regular printed publications on sale to the public within 60 days of the event related to those data/results and always provided that copyright symbol appears together as follows below.

© DORNA WSBK ORGANIZATION Srl 2023



Magny-Cours 4.411 m

Pirelli French Round, 8-10 September 2023

Ideal Times Warm Up

No.	Rider	Nat	Bike	Seg. 1	Seg. 2	Seg. 3	Seg. 4	Ideal Time		
				Diff. 1	Diff. 2	Diff. 3	Diff. 4	Best Lap	Pos.	Diff.
1	11 N. BULEGA	ITA	Ducati Panigale V2	30.615 +0.086	21.845	22.600 +0.097	25.504	1'40.564 1'40.747	1	0.183
2	94 V. DEBISE	FRA	Yamaha YZF R6	30.784 +0.011	21.960	22.487 +0.084	25.394 +0.044	1'40.625 1'40.764	2	0.139
3	99 A. HUERTAS	ESP	Kawasaki ZX-6R	30.724 +0.001	21.937	22.641 +0.036	25.435 +0.200	1'40.737 1'40.974	3	0.237
4	64 F. CARICASULO	ITA	Ducati Panigale V2	30.785 +0.164	21.992	22.592	25.648 +0.186	1'41.017 1'41.367	6	0.350
5	48 L. DALLA PORTA	ITA	Yamaha YZF R6	30.756 +0.014	22.103 +0.014	22.723 +0.063	25.451 +0.068	1'41.033 1'41.192	4	0.159
6	55 Y. MONTELLA	ITA	Ducati Panigale V2	30.751 +0.106	21.960 +0.049	22.673 +0.009	25.821 +0.029	1'41.205 1'41.398	8	0.193
7	3 R. DE ROSA	ITA	Ducati Panigale V2	30.824	21.942	22.654 +0.012	25.791	1'41.211 1'41.223	5	0.012
8	62 S. MANZI	ITA	Yamaha YZF R6	30.860	22.088 +0.050	22.816 +0.051	25.519	1'41.283 1'41.384	7	0.101
9	66 N. TUULI	FIN	Triumph Street Triple RS 765	30.844	22.112	22.760 +0.053	25.642	1'41.358 1'41.411	9	0.053
10	69 T. BOOTH-AMOS	GBR	Kawasaki ZX-6R	30.697 +0.078	22.259 +0.010	22.744 +0.018	25.672	1'41.372 1'41.478	10	0.106
11	9 J. NAVARRO	ESP	Yamaha YZF R6	30.929	22.062 +0.074	22.833	25.655	1'41.479 1'41.553	11	0.074
12	23 M. SCHROETTER	GER	MV Agusta F3 800 RR	30.872 +0.054	22.093	22.879 +0.043	25.665	1'41.509 1'41.606	12	0.097
13	54 B. SOFUOGLU	TUR	MV Agusta F3 800 RR	30.892 +0.111	22.058	22.867 +0.018	25.811 +0.143	1'41.628 1'41.900	14	0.272
14	25 A. VERDOIA	FRA	Yamaha YZF R6	30.904 +0.167	22.195	22.843	25.729	1'41.671 1'41.838	13	0.167
15	86 J. GIMBERT	FRA	Yamaha YZF R6	30.692 +0.025	22.175 +0.207	22.958 +0.090	25.959	1'41.784 1'42.106	15	0.322
16	50 D. VOSTATEK	CZE	Triumph Street Triple RS 765	30.903 +0.176	22.166 +0.038	22.987 +0.029	25.852 +0.029	1'41.908 1'42.180	16	0.272
17	71 T. EDWARDS	AUS	Yamaha YZF R6	30.842 +0.073	22.391 +0.179	22.789	25.937	1'41.959 1'42.211	18	0.252
18	61 C. ONCU	TUR	Kawasaki ZX-6R	30.877 +0.279	22.355 +0.055	22.892	25.850 +0.069	1'41.974 1'42.377	20	0.403
19	17 J. MCPHEE	GBR	Kawasaki ZX-6R	30.854 +0.282	22.310	22.978 +0.096	25.897 +0.196	1'42.039 1'42.613	23	0.574
20	43 S. JESPERSEN	DEN	Yamaha YZF R6	31.085 +0.106	22.278	22.855 +0.019	25.853	1'42.071 1'42.196	17	0.125
21	28 G. VAN STRAALLEN	NED	Yamaha YZF R6	31.126	22.355 +0.162	23.000 +0.003	25.728	1'42.209 1'42.374	19	0.165
22	95 T. MACKENZIE	GBR	Honda CBR600RR	31.321 +0.128	22.330	23.020	25.716	1'42.387 1'42.515	21	0.128
23	27 A. DIAZ	ESP	Yamaha YZF R6	31.226 +0.019	22.496 +0.006	22.904	25.935	1'42.561 1'42.586	22	0.025
24	47 A. KOFLER	AUT	Ducati Panigale V2	31.001 +0.051	22.323 +0.061	23.269	25.990	1'42.583 1'42.695	24	0.112
25	22 F. FULIGNI	ITA	Ducati Panigale V2	31.176	22.259 +0.074	23.058	26.096 +0.077	1'42.589 1'42.740	25	0.151
26	68 L. POWER	AUS	Kawasaki ZX-6R	30.945	22.501 +0.187	23.184	25.999 +0.148	1'42.629 1'42.964	27	0.335
27	73 M. KOFLER	AUT	Ducati Panigale V2	30.972 +0.247	22.353	23.164	26.170	1'42.659 1'42.906	26	0.247
28	16 Y. OKAYA	JPN	Kawasaki ZX-6R	31.003 +0.227	22.528 +0.012	23.089 +0.025	26.109	1'42.729 1'42.993	28	0.264
29	51 A. SARMOON	THA	Yamaha YZF R6	31.196 +0.037	22.578 +0.107	23.077 +0.271	25.971 +0.082	1'42.822 1'43.319	29	0.497
30	96 M. GREGORIO	FRA	Yamaha YZF R6	31.498 +0.027	22.560 +0.046	23.192	26.229	1'43.479 1'43.552	30	0.073
	7 A. NORRODIN	MAS	Honda CBR600RR							
Overall Ideal Time				30.615	21.845	22.487	25.394	1'40.341		

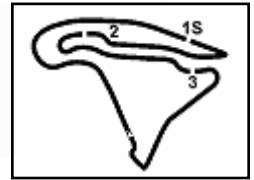
10/09/2023

These data/results cannot be reproduced, stored and/or transmitted in whole or in part by any manner of electronic, mechanical, photocopying, recording, broadcasting or otherwise now known or herein after developed without the previous express consent by the copyright owner, except for reproduction in daily press and regular printed publications on sale to the public within 60 days of the event related to those data/results and always provided that copyright symbol appears together as follows below.

© DORNA WSBK ORGANIZATION Srl 2023

FIGR PERUGIA TIMING





Pirelli French Round, 8-10 September 2023
Chronological Analysis Warm Up

5	31.060	22.062	22.966	25.982	1'42.070	257,8	9:33'55.256	7	31.096	22.166	22.987	26.075	1'42.324	256,5	9:37'14.384
6	31.005	22.313	22.981	25.660	1'41.959	258,4	9:35'37.215	8	31.079	22.204	23.016	25.881	1'42.180	257,1	9:38'56.564
7	31.002	22.130	22.885	32.233	1'48.250	259,0	9:37'25.465	9	30.904	22.231	23.063	26.428	1'42.626	257,8	9:40'39.190
8	31.376	22.189	23.195	27.238	1'43.998	259,6	9:39'09.463								
9	30.929	22.136	22.833	25.655	1'41.553	259,6	9:40'51.016								

Lap	Seg1	Seg2	Seg3	Seg4	Lap Time	km/h	Local Time
1		23.735	23.728	26.616		243,8	9:27'26.953
2	31.364	22.539	23.143	26.105	1'43.151C	252,9	9:29'10.104
3	31.183	22.369	23.025	25.842	1'42.419	253,5	9:30'52.523
4	31.012	22.142	22.931	25.807	1'41.892	254,1	9:32'34.415
5	30.872	22.807	23.583	26.066	1'43.328	253,5	9:34'17.743
6	30.926	22.093	22.922	25.665	1'41.606	254,7	9:35'59.349
7	30.914	22.185	22.879	25.788	1'41.766	255,9	9:37'41.115
8	31.004	22.190	22.983	25.825	1'42.002	255,3	9:39'23.117
9	31.239	22.958	23.732	26.948	1'49.877	255,3	9:41'12.994

Lap	Seg1	Seg2	Seg3	Seg4	Lap Time	km/h	Local Time
1		23.598	23.900	26.764		231,3	9:26'51.592
2	31.356	22.634	22.855	25.984	1'42.829	256,5	9:28'34.421
3	31.294	22.859	23.136	26.023	1'43.312	252,9	9:30'17.733
4	31.102	22.304	22.894	26.431	1'42.731	255,3	9:32'00.464
5	31.257	22.480	22.874	26.138	1'42.749	254,1	9:33'43.213
6	31.085	22.398	23.277	26.262	1'43.022	257,1	9:35'26.235
7	31.638	22.472	22.940	26.943	1'43.993	252,3	9:37'10.228
8	31.152	22.449	22.931	25.853	1'42.385	257,1	9:38'52.613
9	31.191	22.278	22.874	25.853	1'42.196	254,1	9:40'34.809

Lap	Seg1	Seg2	Seg3	Seg4	Lap Time	km/h	Local Time
1		23.909	23.665	26.426		248,8	9:26'50.677
2	31.243	22.614	23.106	25.927	1'42.890	259,6	9:28'33.567
3	31.048	22.456	23.195	26.425	1'43.124	258,4	9:30'16.691
4	31.071	22.195	22.843	25.729	1'41.838	258,4	9:31'58.529
5	30.904	22.391	23.079	25.752	1'42.126	258,4	9:33'40.655
6	30.973	22.393	23.007	26.076	1'42.449	255,3	9:35'23.104
7	31.133	22.436	24.493	30.954	1'49.016C	254,1	9:37'12.120
8	31.258	22.680	23.643	26.044	1'43.625	256,5	9:38'55.745
9	30.936	22.844	23.089	26.438	1'43.307	259,0	9:40'39.052

Lap	Seg1	Seg2	Seg3	Seg4	Lap Time	km/h	Local Time
1		24.252	23.529	26.531		238,9	9:26'50.532
2	31.351	22.908	23.018	26.074	1'43.351	252,3	9:28'33.883
3	30.915	22.718	23.010	26.344	1'42.987	259,6	9:30'16.870
4	31.033	22.629	23.064	27.227	1'43.953	254,1	9:32'00.823
5	30.882	22.659	22.927	26.159	1'42.627	260,2	9:33'43.450
6	30.842	22.549	23.301	26.550	1'43.242	259,6	9:35'26.692
7	31.128	22.391	22.919	26.176	1'42.614	254,1	9:37'09.306
8	31.581	22.737	22.965	26.342	1'43.625	248,3	9:38'52.931
9	30.915	22.570	22.789	25.937	1'42.211	250,6	9:40'35.142

Lap	Seg1	Seg2	Seg3	Seg4	Lap Time	km/h	Local Time
1		23.340	23.850	26.719		248,8	9:27'18.489
2	31.539	22.845	23.260	26.195	1'43.839C	254,1	9:29'02.328
3	31.234	22.126	23.111	26.038	1'42.509	254,7	9:30'44.837
4	31.172	22.142	23.012	26.129	1'42.455	256,5	9:32'27.292
5	31.266	22.312	23.353	26.536	1'43.467	256,5	9:34'10.759
6	30.892	22.255	23.033	25.923	1'42.103	258,4	9:35'52.862
7	31.003	22.058	22.885	25.954	1'41.900	255,9	9:37'34.762
8	31.145	22.837	23.534	26.054	1'43.570	255,9	9:39'18.332
9	31.118	22.119	22.867	25.811	1'41.915	255,3	9:41'00.247

Lap	Seg1	Seg2	Seg3	Seg4	Lap Time	km/h	Local Time
1		23.164	23.351	26.301		249,4	9:26'47.262
2	31.296	24.675	23.265	25.874	1'45.110	251,2	9:28'32.372
3	31.230	22.388	23.000	25.769	1'42.387	254,1	9:30'14.759
4	31.364	22.355	23.015	25.863	1'42.597	255,9	9:31'57.356
5	31.126	22.517	23.003	25.728	1'42.374	251,7	9:33'39.730
6	31.129	22.647	23.289	30.479	1'47.544P	251,7	9:35'27.274

Lap	Seg1	Seg2	Seg3	Seg4	Lap Time	km/h	Local Time
1		23.718	23.839	26.766		241,1	9:26'51.358
2	31.164	22.507	23.296	26.480	1'43.447	256,5	9:28'34.805
3	30.897	22.650	23.096	26.024	1'42.667	260,2	9:30'17.472
4	30.692	22.490	23.015	26.252	1'42.449	262,8	9:31'59.921
5	30.796	22.175	23.209	26.246	1'42.426	260,2	9:33'42.347
6	30.973	22.322	22.958	25.988	1'42.241	256,5	9:35'24.588
7	30.717	22.382	23.048	25.959	1'42.106	260,2	9:37'06.694
8	33.833	25.281	24.505	31.684	1'55.303	246,6	9:39'01.997
9	31.394	22.327	23.184	26.060	1'42.965	253,5	9:40'44.962

Lap	Seg1	Seg2	Seg3	Seg4	Lap Time	km/h	Local Time
1		23.581	23.565	26.811		244,9	9:27'02.415
2	31.056	22.674	23.051	25.903	1'42.684	255,3	9:28'45.099
3	30.877	22.478	23.065	26.112	1'42.532	255,9	9:30'27.631
4	31.171	22.355	23.083	25.850	1'42.459	255,9	9:32'10.090
5	31.156	22.410	22.892	25.919	1'42.377	256,5	9:33'52.467
6	31.216	22.814	24.045	28.177	1'46.252C	256,5	9:35'38.719
7	31.105	24.659	27.622	34.001	1'57.387C	256,5	9:37'36.106
8	31.832	23.008	23.719	26.770	1'45.329	254,1	9:39'21.435
9	31.475	22.797	24.192	27.253	1'45.717	253,5	9:41'07.152

Lap	Seg1	Seg2	Seg3	Seg4	Lap Time	km/h	Local Time
1		23.922	23.827	26.531		221,3	9:26'57.132
2	31.086	22.953	23.181	26.007	1'43.227	259,6	9:28'40.359
3	31.122	22.458	23.191	26.306	1'43.077	259,0	9:30'23.436
4	31.015	22.831	23.656	26.405	1'43.907	253,5	9:32'07.343
5	30.919	22.206	23.048	26.201	1'42.374	260,9	9:33'49.717
6	30.903	22.488	23.100	25.852	1'42.343	257,8	9:35'32.060

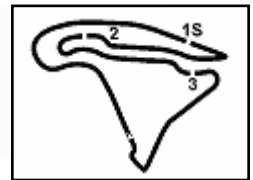
Lap	Seg1	Seg2	Seg3	Seg4	Lap Time	km/h	Local Time
1		24.351	24.079	27.205		225,0	9:27'12.379
2	31.728	23.543	23.846	26.347	1'45.464C	248,8	9:28'57.843
3	31.856	22.696	23.547	26.353	1'44.452	248,8	9:30'42.295
4	31.906	22.605	23.481	26.015	1'44.007C	247,1	9:32'26.302
5	31.644	22.484	23.354	26.078	1'43.560	248,3	9:34'09.862
6	31.572	24.445	23.714	26.220	1'45.951	250,6	9:35'55.813
7	31.321	26.876	23.974	26.426	1'48.597	251,7	9:37'44.410
8	31.449	22.407	23.163	25.810	1'42.829	249,4	9:39'27.239
9	31.449	22.330	23.020	25.716	1'42.515	244,9	9:41'09.754

10/09/2023 P = Pits In/Out - C = Lap Time Cancelled

These data/results cannot be reproduced, stored and/or transmitted in whole or in part by any manner of electronic, mechanical, photocopying, recording, broadcasting or otherwise now known or herein after developed without the previous express consent by the copyright owner, except for reproduction in daily press and regular printed publications on sale to the public within 60 days of the event related to those data/results and always provided that copyright symbol appears together as follows below.

© DORNA WSBK ORGANIZATION Srl 2023





Magny-Cours 4.411 m

3 / 3

Pirelli French Round, 8-10 September 2023
Chronological Analysis Warm Up

22° 27 A. DIAZ [1'42.586]								27° 68 L. POWER [1'42.964]							
Lap	Seg1	Seg2	Seg3	Seg4	Lap Time	km/h	Local Time	Lap	Seg1	Seg2	Seg3	Seg4	Lap Time	km/h	Local Time
1		24.383	23.922	27.078	228,8	9:26'52.327		1							9:24'57.376
2	31.873	23.033	23.401	26.852	1'45.159	245,5	9:28'37.486	2	43.154	23.130	23.826	26.731	1'56.841P	248,8	9:26'54.217
3	31.873	22.672	23.107	26.508	1'44.160	250,6	9:30'21.646	3	31.216	23.254	23.340	26.462	1'44.272	256,5	9:28'38.489
4	31.557	23.620	23.672	26.598	1'45.447	248,8	9:32'07.093	4	31.160	22.919	23.619	26.402	1'44.100	252,3	9:30'22.589
5	31.226	22.788	22.905	26.182	1'43.101	255,9	9:33'50.194	5	31.150	22.783	23.422	26.318	1'43.673C	254,7	9:32'06.262
6	31.380	22.698	23.124	26.163	1'43.365	255,3	9:35'33.559	6	30.945	22.688	23.184	26.147	1'42.964	254,7	9:33'49.226
7	31.251	22.676	22.914	26.129	1'42.970	255,9	9:37'16.529	7	31.154	22.807	23.418	26.184	1'43.563	253,5	9:35'32.789
8	31.351	22.496	23.157	26.513	1'43.517	254,1	9:39'00.046	8	31.131	22.747	29.193	26.683	1'49.754	253,5	9:37'22.543
9	31.245	22.502	22.904	25.935	1'42.586	252,9	9:40'42.632	9	31.350	22.501	23.376	25.999	1'43.226	253,5	9:39'05.769
								10	31.084	22.610	23.381	26.115	1'43.190	252,9	9:40'48.959

23° 17 J. MCPHEE [1'42.613]								28° 16 Y. OKAYA [1'42.993]							
Lap	Seg1	Seg2	Seg3	Seg4	Lap Time	km/h	Local Time	Lap	Seg1	Seg2	Seg3	Seg4	Lap Time	km/h	Local Time
1		23.322	23.709	26.227	250,6	9:26'48.538		1		23.119	23.711	26.273	250,6	9:26'49.162	
2	31.298	22.563	23.457	25.897	1'43.215	255,9	9:28'31.753	2		22.755	23.229	26.671	1'43.850	257,1	9:28'33.012
3	31.345	22.347	23.111	26.082	1'42.885	254,7	9:30'14.638	3	31.136	22.804	23.146	26.426	1'43.512	256,5	9:30'16.524
4	31.451	22.584	23.168	26.214	1'43.417	254,1	9:31'58.055	4	31.204	22.616	23.089	26.129	1'43.038	256,5	9:31'59.562
5	31.265	22.734	23.308	25.953	1'43.260C	255,3	9:33'41.315	5	31.151	22.731	23.271	26.291	1'43.444	256,5	9:33'43.006
6	31.043	22.477	22.978	26.175	1'42.673	256,5	9:35'23.988	6	31.003	22.528	23.291	26.260	1'43.082	257,1	9:35'26.088
7	31.184	22.350	23.184	32.652	1'49.370	255,9	9:37'13.358	7	31.966	22.892	23.395	26.430	1'44.683	251,7	9:37'10.771
8	31.136	22.310	23.074	26.093	1'42.613	257,8	9:38'55.971	8	31.377	22.554	23.328	26.372	1'43.631	257,1	9:38'54.402
9	30.854	22.521	23.158	26.408	1'42.941	262,8	9:40'38.912	9	31.230	22.540	23.114	26.109	1'42.993	254,7	9:40'37.395

24° 47 A. KOFLEK [1'42.695]								29° 51 A. SARMOON [1'43.319]								
Lap	Seg1	Seg2	Seg3	Seg4	Lap Time	km/h	Local Time	Lap	Seg1	Seg2	Seg3	Seg4	Lap Time	km/h	Local Time	
1							9:24'53.774	1								
2	44.163	23.757	24.633	26.860	1'59.413P	253,5	9:26'53.187	2		23.937	24.305	27.082	230,3	9:26'53.553		
3	31.395	27.208	23.676	28.353	1'50.632	254,7	9:28'43.819	3	31.295	23.562	23.336	26.394	1'44.587	254,7	9:28'38.140	
4	31.216	22.953	23.417	26.966	1'44.552	256,5	9:30'28.371	4	31.532	22.757	23.388	26.152	1'43.829	251,7	9:30'21.969	
5	31.472	22.748	23.721	27.463	1'45.404	256,5	9:32'13.775	5	31.196	22.626	23.642	26.335	1'43.799	253,5	9:32'05.768	
6	31.029	22.449	23.364	26.015	1'42.857	259,6	9:33'56.632	6	31.421	23.027	23.152	26.560	1'44.160	254,1	9:33'49.928	
7	31.528	22.502	23.410	26.227	1'43.667	255,3	9:35'40.299	7	31.233	22.685	23.348	26.053	1'43.319	254,7	9:35'33.247	
8	31.004	22.378	23.537	26.452	1'43.371	257,1	9:37'23.670	8	33.099	22.578	23.174	25.971	1'44.822	254,7	9:37'18.069	
9	31.001	22.323	23.332	26.221	1'42.877	259,0	9:39'06.547	9	31.200	22.656	23.243	26.596	1'43.695	257,1	9:39'01.764	
10	31.052	22.384	23.269	25.990	1'42.695	258,4	9:40'49.242									

25° 22 F. FULIGNI [1'42.740]								30° 96 M. GREGORIO [1'43.552]								
Lap	Seg1	Seg2	Seg3	Seg4	Lap Time	km/h	Local Time	Lap	Seg1	Seg2	Seg3	Seg4	Lap Time	km/h	Local Time	
1		24.678	24.465	27.896	220,9	9:27'49.729		1								9:25'10.156
2	31.490	22.956	23.337	26.501	1'44.284C	251,7	9:29'34.013	2	45.709	24.596	24.144	27.284	2'01.733P	230,8	9:27'11.889	
3	31.257	22.556	23.415	26.365	1'43.593	251,7	9:31'17.606	3	32.221	23.672	23.823	26.789	1'46.505C	242,7	9:28'58.394	
4	31.286	22.436	23.271	26.311	1'43.304	252,3	9:33'00.910	4	31.815	22.900	23.479	26.469	1'44.663	246,6	9:30'43.057	
5	31.611	22.544	23.409	26.319	1'43.883	251,2	9:34'44.793	5	31.831	22.726	23.387	26.524	1'44.468	245,5	9:32'27.525	
6	31.593	22.480	23.266	26.151	1'43.490	250,0	9:36'28.283	6	31.525	22.606	23.192	26.229	1'43.552	249,4	9:34'11.077	
7	31.476	22.441	23.122	28.518	1'45.557	251,7	9:38'13.840	7	31.498	22.580	23.270	26.248	1'43.596	245,5	9:35'54.673	
8	31.254	22.259	23.332	26.096	1'42.941	254,1	9:39'56.781									
9	31.176	22.333	23.058	26.173	1'42.740	253,5	9:41'39.521									

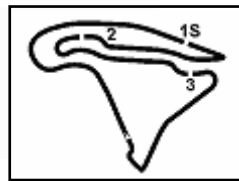
26° 73 M. KOFLEK [1'42.906]								31° 7 A. NORRODIN							
Lap	Seg1	Seg2	Seg3	Seg4	Lap Time	km/h	Local Time	Lap	Seg1	Seg2	Seg3	Seg4	Lap Time	km/h	Local Time
1							9:24'52.321	1		24.364	24.081	27.011		234,3	9:26'52.610
2	46.408	24.004	24.278	27.068	2'01.758P	240,5	9:26'54.079								
3	31.323	23.548	23.552	26.529	1'44.952	253,5	9:28'39.031								
4	31.287	22.852	23.460	26.367	1'43.966	256,5	9:30'22.997								
5	31.243	22.929	23.593	26.926	1'44.691	255,3	9:32'07.688								
6	31.108	22.479	23.245	26.209	1'43.041	259,0	9:33'50.729								
7	31.135	22.692	23.313	26.577	1'43.717	254,7	9:35'34.446								
8	30.972	22.485	23.333	26.225	1'43.015	256,5	9:37'17.461								
9	31.173	22.668	25.412	33.220	1'52.473	254,7	9:39'09.934								
10	31.219	22.353	23.164	26.170	1'42.906	257,1	9:40'52.840								

10/09/2023 P = Pits In/Out - C = Lap Time Cancelled

These data/results cannot be reproduced, stored and/or transmitted in whole or in part by any manner of electronic, mechanical, photocopying, recording, broadcasting or otherwise now known or herein after developed without the previous express consent by the copyright owner, except for reproduction in daily press and regular printed publications on sale to the public within 60 days of the event related to those data/results and always provided that copyright symbol appears together as follows below.

© DORNA WSBK ORGANIZATION Srl 2023





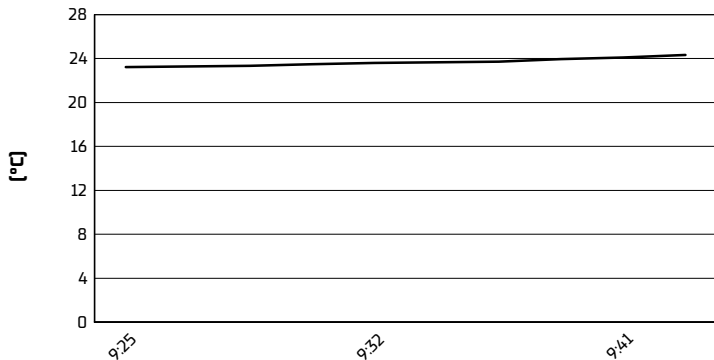
Magny-Cours 4.411 m

Pirelli French Round, 8-10 September 2023

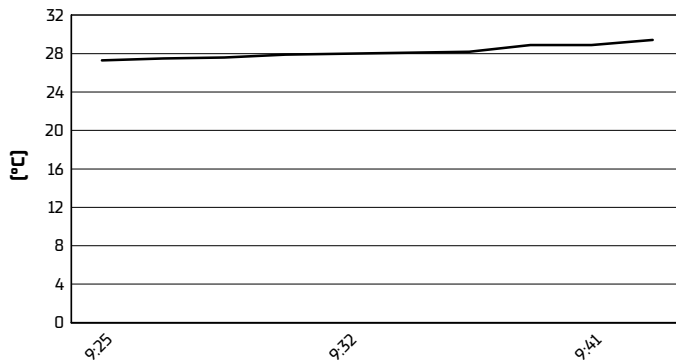
Weather Report Warm Up

Session started 09:25 - Session ended 9:45

Air Temperature




Track Temperature




Air Pressure



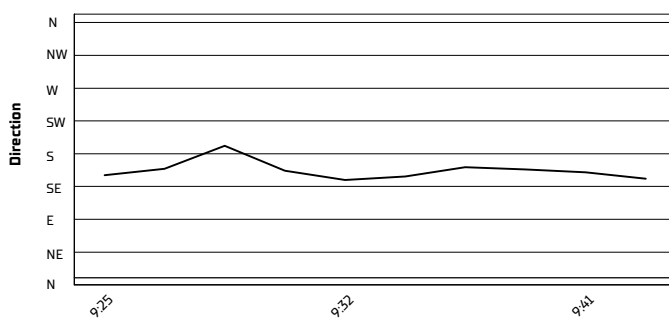
Humidity



Wind Speed



Wind Direction



10/09/2023

These data/results cannot be reproduced, stored and/or transmitted in whole or in part by any manner of electronic, mechanical, photocopying, recording, broadcasting or otherwise now known or herein after developed without the previous express consent by the copyright owner, except for reproduction in daily press and regular printed publications on sale to the public within 60 days of the event related to those data/results and always provided that copyright symbol appears together as follows below.

© DORNA WSBK ORGANIZATION Srl 2023