

Prosecco DOC UK Round, 30 June - 2 July 2023

Results Tissot Superpole Race

Laps 10 = 40,230 Km - Time of Race 14'26.442 - Avg. 167,153 km/h

1 / 2

Pos	Grid	No. Rider	Nat	Team	Bike	Class	LL	Gap	Rel.	Fastest Lap	Speed	Qualifying	Speed
1	4	54 T. RAZGATLIOGLU	TUR	Pata Yamaha Prometeon WorldSBK	Yamaha YZF R1		10			1'26.100	269,3	1'26.410	263,4
2	2	1 A. BAUTISTA	ESP	Aruba.it Racing - Ducati	Ducati Panigale V4R		10	0.315	0.315	1'25.896	279,1	1'26.109	272,7
3	1	65 J. REA	GBR	Kawasaki Racing Team WorldSBK	Kawasaki ZX-10RR		10	0.537	0.222	1'26.002	269,3	1'26.041	264,7
4	7	55 A. LOCATELLI	ITA	Pata Yamaha Prometeon WorldSBK	Yamaha YZF R1		10	4.247	3.710	1'26.342	272,0	1'26.510	266,0
5	3	9 D. PETRUCCI	ITA	Barni Spark Racing Team	Ducati Panigale V4R	IND	10	5.018	0.771	1'26.433	276,9	1'26.205	268,7
6	5	22 A. LOWES	GBR	Kawasaki Racing Team WorldSBK	Kawasaki ZX-10RR		10	5.330	0.312	1'26.425	271,4	1'26.422	267,3
7	10	31 G. GERLOFF	USA	Bonovo Action BMW	BMW M1000 RR	IND	10	5.629	0.299	1'26.399	278,4	1'26.648	269,3
8	14	47 A. BASSANI	ITA	Motocorsa Racing	Ducati Panigale V4R	IND	10	6.884	1.255	1'26.465	276,2	1'27.258	268,7
9	12	45 S. REDDING	GBR	ROKiT BMW Motorrad WorldSBK Team	BMW M1000 RR		10	9.047	2.163	1'26.779	272,0	1'26.742	268,7
10	11	5 P. OETTL	GER	Team GoEleven	Ducati Panigale V4R	IND	10	11.167	2.120	1'26.691	275,5	1'26.729	266,0
11	6	77 D. AEGERTER	SUI	GYTR GRT Yamaha WorldSBK Team	Yamaha YZF R1	IND	10	12.125	0.958	1'26.780	272,7	1'26.502	264,1
12	16	28 B. RAY	GBR	Yamaha Motoxrcing WorldSBK Team	Yamaha YZF R1	IND	10	13.346	1.221	1'26.957	269,3	1'27.500	262,8
13	13	7 I. LECUONA	ESP	Team HRC	Honda CBR1000 RR-R		10	13.712	0.366	1'27.080	275,5	1'27.190	270,7
14	17	97 X. VIERGE	ESP	Team HRC	Honda CBR1000 RR-R		10	14.295	0.583	1'27.219	275,5	1'27.579	269,3
15	18	87 R. GARDNER	AUS	GYTR GRT Yamaha WorldSBK Team	Yamaha YZF R1	IND	10	17.793	3.498	1'27.251	270,0	1'27.608	265,4
16	22	34 L. BALDASSARRI	ITA	GMT94 Yamaha	Yamaha YZF R1	IND	10	20.959	3.166	1'27.727	266,7	1'28.791	261,5
17	9	21 M. RINALDI	ITA	Aruba.it Racing - Ducati	Ducati Panigale V4R		10	22.256	1.297	1'26.867	276,9	1'26.564	271,4
18	8	66 T. SYKES	GBR	ROKiT BMW Motorrad WorldSBK Team	BMW M1000 RR		10	25.381	3.125	1'26.628	272,7	1'26.524	267,3
19	20	35 H. SYHRIN	MAS	PETRONAS MIE Racing Honda Team	Honda CBR1000 RR-R	IND	10	28.530	3.149	1'28.464	269,3	1'28.444	261,5
20	19	53 T. RABAT	ESP	Kawasaki Puccetti Racing	Kawasaki ZX-10RR	IND	10	28.954	0.424	1'28.286	271,4	1'28.096	262,1
21	21	32 I. VINALES	ESP	TPR Team Pedercini Racing	Kawasaki ZX-10RR	IND	10	29.146	0.192	1'28.422	267,3	1'28.763	262,1
22	24	52 O. KONIG	CZE	Orelac Racing MOVISIO	Kawasaki ZX-10RR	IND	10	35.084	5.938	1'28.948	268,0		
23	15	76 L. BAZ	FRA	Bonovo Action BMW	BMW M1000 RR	IND	10	35.269	0.185	1'27.420	268,0	1'27.305	266,0
24	23	51 E. GRANADO	BRA	PETRONAS MIE Racing Honda Team	Honda CBR1000 RR-R	IND	10	36.476	1.207	1'29.343	268,7	1'29.859	264,1

AIR	Humidity:	50%	Temp:	18°C
TRACK	Condition:	Dry	Temp:	24°C

Records	Pole (SP)	2023	J.Rea	1'26.041	168,324 Km/h
	Race (RCI)	2023	A.Bautista	1'26.550	167,334 Km/h
	All Times (SP)	2023	J.Rea	1'26.041	168,324 Km/h
	Race Fastest Lap	[New Record]	Lap 6	A.Bautista	1'25.896

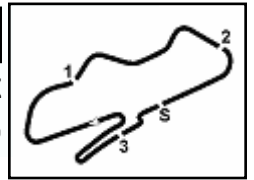
LAP LEADERS				
No. Rider	From	To	Laps	Total
65 J. REA	1	8	8	8
54 T. RAZGATLIOGLU	9	10	2	2

TOTAL LEADER LAPS		
No. Rider	Laps	
1 A. BAUTISTA	211	
65 J. REA	29	
54 T. RAZGATLIOGLU	23	
21 M. RINALDI	12	

02/07/2023 Start End The results are provisional until the end of the time limit for protests and appeals and the completion of the technical checks.

These data/results cannot be reproduced, stored and/or transmitted in whole or in part by any manner of electronic, mechanical, photocopying, recording, broadcasting or otherwise now known or herein after developed without the previous express consent by the copyright owner, except for reproduction in daily press and regular printed publications on sale to the public within 60 days of the event related to those data/results and always provided that copyright symbol appears together as follows below.

© DORNA WSBK ORGANIZATION Srl 2023



Prosecco DOC UK Round, 30 June - 2 July 2023
Results Tissot Superpole Race

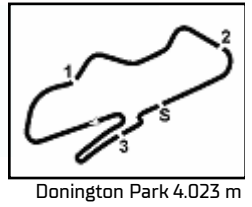
Race Highlights

Time	No. Rider	Description
12.45.00		Sighting Lap Started
12.57.51		Warm-up Lap Started
13.00.10		Start
13.01.35	21 M. RINALDI	On the Gravel - Re-Joined - Turn 11
13.01.44		No Jump Starts
13.01.49	76 L. BAZ	Crashed - Re-Joined - Turn 12
13.04.40		New Best Race Lap
13.10.36	54 T. RAZGATLIOGLU	Track Limits Warning
13.13.30	66 T. SYKES	Crashed - Re-Joined - Turn 12
13.13.41	5 P. OETTL	Track Limits Warning
13.15.14		Podium Confirmed
13.20.35		End Of Session

Start End The results are provisional until the end of the time limit for protests and appeals
02/07/2023 13:00 13:18 and the completion of the technical checks.

These data/results cannot be reproduced, stored and/or transmitted in whole or in part by any manner of electronic, mechanical, photocopying, recording, broadcasting or otherwise now known or herein after developed without the previous express consent by the copyright owner, except for reproduction in daily press and regular printed publications on sale to the public within 60 days of the event related to those data/results and always provided that copyright symbol appears together as follows below.

© DORNA WSBK ORGANIZATION Srl 2023



Prosecco DOC UK Round, 30 June - 2 July 2023 Championship Standings

1 / 2

	Points	Points From First	Points From Previous	February 26 PHILLIP ISLAND	March 5 MANDALIKA	April 23 ASSEN	May 7 BARCELONA	June 4 MISANO	July 2 DONINGTON PARK	July 16 IMOLA	July 30 MOST	September 10 MAGNY-COURS	September 24 ARAGON	October 1 PORTIMAO	October 15 VILLICUM				
1 BAUTISTA Alvaro (ESP)	332			25 25 12	25 25 12	25 25 12	25 25 12	25 25 12	25 9										
2 RAZGATLIOGLU Toprak (TUR)	244	88		16 7	20 20 12	16 20 7	20 20 9	16 20 9	20 12										
3 LOCATELLI Andrea (ITA)	167	165	77	13 16 5	16 11 9	13 16 5	13 9 7	4 10 3	11 6										
4 REA Jonathan (GBR)	152	180	15	20 8 3	7 6	20 9	16 11 9	11 13 5	16 7										
5 BASSANI Axel (ITA)	137	195	15	11 13 1	13 8 5	11 11 4	9 5 2	13 16 6	9 2										
6 RINALDI Michael Ruben (ITA)	102	230	35	2 20 9	13 3	1 6 2	16 2	20 7	3										
7 VIERGE Xavi (ESP)	92	240	10	9 5 4	9 16 4	5 1	8 10 1	6 11 2	5										
8 AEGERTER Dominique (SUI)	92	240	0	3 9 3	8 4 3	10 13 3	11 8 4	10 5 4	4										
9 LOWES Alex (GBR)	89	243	3	6 7	6 3 7	9 7 6	13 5	9 4	10 4										
10 PETRUCCI Danilo (ITA)	82	250	7	8 7 2	11 10 4	7 8 2	4 6	9 8	13 5										
11 GARDNER Remy (AUS)	65	267	17	4 6 1	9 2	8 10 2	6 3 5	7 6 1	6 3										
12 LECUONA Iker (ESP)	64	268	1	10 10 2	4 7 2		10 7 6	8 2											
13 GERLOFF Garrett (USA)	54	278	10	6 2 3	2 5 1	4 4 2	7 6 3	3 8 1	3 3										
14 REDDING Scott (GBR)	50	282	4	7 3 1	6 1	6 9 2		5 2 1	8 1										
15 OETTL Philipp (GER)	46	286	4	5 11 4	3 2	2 5 2	5 2 2	2 7 1											
16 VAN DER MARK Michael (NED)	19	313	27	4 2	10 2	3 2													
17 BAZ Loris (FRA)	13	319	6	1 2	5 2		3 2	4 1											
18 SYKES Tom (GBR)	11	321	2			1 2		3 1	7 2										
19 BALDASSARRI Lorenzo (ITA)	9	323	2		1 2 2	3 2		1 1	2 2										
20 SYHRIN Hafizh (MAS)	7	325	2	1 2	1 2	2 2		1 1											
21 RAY Bradley (GBR)	5	327	2				4 1 2												
22 VINALES Isaac (ESP)	1	331	4						1 2										
23 LOPES Ivo Miguel (POR)	1	331	0				1 2												

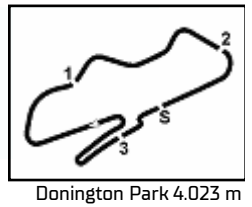
02/07/2023

These data/results cannot be reproduced, stored and/or transmitted in whole or in part by any manner of electronic, mechanical, photocopying, recording, broadcasting or otherwise now known or herein after developed without the previous express consent by the copyright owner, except for reproduction in daily press and regular printed publications on sale to the public within 60 days of the event related to those data/results and always provided that copyright symbol appears together as follows below.

© DORNA WSBK ORGANIZATION Srl 2023

FICR PERUGIA TIMING





Prosecco DOC UK Round, 30 June - 2 July 2023 Championship Standings

2 / 2

Points	Points From First	Points From Previous	Independent Riders														
			February 26 PHILLIP ISLAND	March 5 MANDALIKA	April 23 ASSEN	May 7 BARCELONA	June 4 MISANO	July 2 DONINGTON PARK	July 16 IMOLA	July 30 MOST	September 10 MAGNY-COURS	September 24 ARAGON	October 1 PORTIMAO	October 15 VILLICUM			
1 BASSANI Axel [ITA]	137		11 13 1	13 8 5	11 11 4	9 5	13 16 6	9 2									
2 AEGERTER Dominique [SU]	92 45		3 9	8 4	10 13 3	11 8 4	10 5	4									
3 PETRUCCI Danilo [ITA]	82 55 10		8 7	11 10	7 8	4	9 13 5										
4 GARDNER Remy [AUS]	65 72 17		4 6	9	8 10	6 3	7 6 6										
5 GERLOFF Garrett [USA]	54 83 11		6 2	2 5	4 4	7 6 3	3 8 1	3									
6 QETTL Philipp [GER]	46 91 8		5 11 4	3	2 5	5 2	2 7										
7 BAZ Loris [FRA]	13 124 33		1	5		3	4										
8 BALDASSARRI Lorenzo [ITA]	9 128 4			1 2	3		1	2									
9 SYHRIN Hafizh [MAS]	7 130 2		1	1	2	2	1										
10 RAY Bradley [GBR]	5 132 2					4 1											
11 VINALES Isaac [ESP]	1 136 4							1									
12 SYKES Tom [GBR]	1 136 0				1												

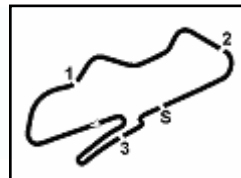
02/07/2023

These data/results cannot be reproduced, stored and/or transmitted in whole or in part by any manner of electronic, mechanical, photocopying, recording, broadcasting or otherwise now known or herein after developed without the previous express consent by the copyright owner, except for reproduction in daily press and regular printed publications on sale to the public within 60 days of the event related to those data/results and always provided that copyright symbol appears together as follows below.

© DORNA WSBK ORGANIZATION Srl 2023

FICR PERUGIA TIMING





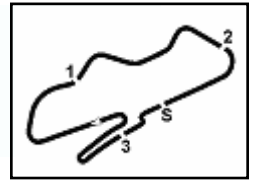
Donington Park 4.023 m

Prosecco DOC UK Round, 30 June - 2 July 2023
Starting Grid - Race 2 [23 Laps x 4,023 km = 92,529 km]

1	1	54 RAZGATLIOGLU T. Yamaha	2	1 BAUTISTA A. Ducati	3	65 REA J. Kawasaki
2	4	55 LOCATELLI A. Yamaha	5	9 PETRUCCI D. Ducati	6	22 LOWES A. Kawasaki
3	7	31 GERLOFF G. BMW	8	47 BASSANI A. Ducati	9	45 REDDING S. BMW
4	10	77 AEGERTER D. Yamaha	11	66 SYKES T. BMW	12	21 RINALDI M. Ducati
5	13	5 OETTL P. Ducati	14	7 LECUONA I. Honda	15	76 BAZ L. BMW
6	16	28 RAY B. Yamaha	17	97 VIERGE X. Honda	18	87 GARDNER R. Yamaha
7	19	53 RABAT T. Kawasaki	20	35 SYHRIN H. Honda	21	32 VINALES I. Kawasaki
8	22	34 BALDASSARRI L. Yamaha	23	51 GRANADO E. Honda	24	52 KONIG O. Kawasaki

02/07/2023 The Race Director

These data/results cannot be reproduced, stored and/or transmitted in whole or in part by any manner of electronic, mechanical, photocopying, recording, broadcasting or otherwise now known or herein after developed without the previous express consent by the copyright owner, except for reproduction in daily press and regular printed publications on sale to the public within 60 days of the event related to those data/results and always provided that copyright symbol appears together as follows below. © DORNA WSBK ORGANIZATION Srl 2023



Donington Park 4.023 m

Prosecco DOC UK Round, 30 June - 2 July 2023 Lap Chart Tissot Superpole Race

1 / 3

	Lap									
	1	2	3	4	5	6	7	8	9	10
1	65	65	65	65	65	65	65	65	54	54
2	54	54	54	54	54	54	54	54	65	1
3	1	1	1	1	1	1	1	1	1	65
4	22	22	22	22	22	22	22	22	22	55
5	9	9	9	55	55	55	55	55	55	9
6	55	55	55	9	9	9	9	9	9	22
7	66	66	66	31	31	31	31	31	31	31
8	31	31	31	66	66	66	66	66	47	47
9	77	77	77	77	77	47	47	47	45	45
10	7	7	47	47	47	77	77	45	77	5
11	5	47	45	45	45	45	45	77	5	77
12	47	45	7	7	5	5	5	5	28	28
13	45	5	5	5	7	7	28	28	7	7
14	28	97	97	97	97	28	7	7	97	97
15	97	28	28	28	28	97	97	97	87	87
16	87	87	87	87	87	87	87	87	34	34
17	53	34	34	34	34	34	34	34	21	21
18	34	53	53	53	53	53	21	21	66	66
19	35	35	35	35	32	32	53	53	53	35
20	32	32	32	32	35	21	32	32	35	53
21	51	51	52	52	21	35	35	35	32	32
22	52	52	51	21	52	52	52	52	52	52
23	21	21	21	51	51	51	51	51	51	76
24	76	76	76	76	76	76	76	76	76	51

Final Result		
1	54 T. RAZGATLIOGLU	Laps 10
2	1 A. BAUTISTA	0.315
3	65 J. REA	0.537
4	55 A. LOCATELLI	4.247
5	9 D. PETRUCCI	5.018
6	22 A. LOWES	5.330
7	31 G. GERLOFF	5.629
8	47 A. BASSANI	6.884
9	45 S. REDDING	9.047
10	5 P. DETTL	11.167
11	77 D. AEGERTER	12.125
12	28 B. RAY	13.346
13	7 I. LECUONA	13.712
14	97 X. VIERGE	14.295
15	87 R. GARDNER	17.793
16	34 L. BALDASSARRI	20.959
17	21 M. RINALDI	22.256
18	66 T. SYKES	25.381
19	35 H. SYHRIN	28.530
20	53 T. RABAT	28.954
21	32 I. VINALES	29.146
22	52 O. KONIG	35.084
23	76 L. BAZ	35.269
24	51 E. GRANADO	36.476

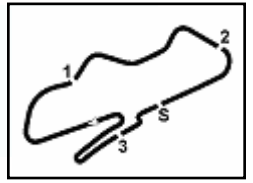
02/07/2023

These data/results cannot be reproduced, stored and/or transmitted in whole or in part by any manner of electronic, mechanical, photocopying, recording, broadcasting or otherwise now known or herein after developed without the previous express consent by the copyright owner, except for reproduction in daily press and regular printed publications on sale to the public within 60 days of the event related to those data/results and always provided that copyright symbol appears together as follows below.

© DORNA WSBK ORGANIZATION Srl 2023

FICR PERUGIA TIMING





Donington Park 4.023 m

Prosecco DOC UK Round, 30 June - 2 July 2023

Lap Chart Tissot Superpole Race

2 / 3

Lap 1		
1	65	J.Rea 1'29.301
2	54	T.Razgatlioglu 0.310
3	1	A.Bautista 0.789
4	22	A.Lowes 0.995
5	9	D.Petrucci 1.462
6	55	A.Locatelli 1.686
7	66	T.Sykes 1.821
8	31	G.Gerloff 2.599
9	77	D.Aegerter 2.707
10	7	I.Lecuona 3.066
11	5	P.Oettl 3.191
12	47	A.Bassani 3.379
13	45	S.Redding 3.517
14	28	B.Ray 3.669
15	97	X.Vierge 4.017
16	87	R.Gardner 4.215
17	53	T.Rabat 4.640
18	34	L.Baldassarri 4.866
19	35	H.Syahrin 5.159
20	32	I.Vinales 5.677
21	51	E.Granado 6.157
22	52	O.Konig 6.313
23	21	M.Rinaldi 12.164
24	76	L.Baz 20.943

Lap 2		
1	65	J.Rea 2'55.777
2	54	T.Razgatlioglu 0.313
3	1	A.Bautista 0.671
4	22	A.Lowes 0.967
5	9	D.Petrucci 1.989
6	55	A.Locatelli 2.233
7	66	T.Sykes 2.447
8	31	G.Gerloff 2.690
9	77	D.Aegerter 3.189
10	7	I.Lecuona 3.670
11	47	A.Bassani 4.064
12	45	S.Redding 4.261
13	5	P.Oettl 4.717
14	97	X.Vierge 5.050
15	28	B.Ray 5.547
16	87	R.Gardner 5.916
17	34	L.Baldassarri 7.063
18	53	T.Rabat 7.461
19	35	H.Syahrin 7.867
20	32	I.Vinales 8.241
21	51	E.Granado 9.087
22	52	O.Konig 9.418
23	21	M.Rinaldi 13.437
24	76	L.Baz 24.697

Lap 3		
1	65	J.Rea 4'22.018
2	54	T.Razgatlioglu 0.199
3	1	A.Bautista 0.810
4	22	A.Lowes 1.328
5	9	D.Petrucci 2.181
6	55	A.Locatelli 2.420
7	66	T.Sykes 2.910
8	31	G.Gerloff 3.117
9	77	D.Aegerter 3.840
10	47	A.Bassani 4.421
11	45	S.Redding 4.799
12	7	I.Lecuona 5.181
13	5	P.Oettl 5.569
14	97	X.Vierge 6.327
15	28	B.Ray 6.740
16	87	R.Gardner 7.186
17	34	L.Baldassarri 8.549
18	53	T.Rabat 9.506
19	35	H.Syahrin 10.090
20	32	I.Vinales 10.422

21	52	O.Konig 12.125
22	51	E.Granado 12.946
23	21	M.Rinaldi 14.226
24	76	L.Baz 26.055

Lap 4		
1	65	J.Rea 5'48.233
2	54	T.Razgatlioglu 0.213
3	1	A.Bautista 1.001
4	22	A.Lowes 1.558
5	55	A.Locatelli 2.583
6	9	D.Petrucci 2.729
7	31	G.Gerloff 3.779
8	66	T.Sykes 3.926
9	77	D.Aegerter 4.422
10	47	A.Bassani 4.780
11	45	S.Redding 5.496
12	7	I.Lecuona 6.332
13	5	P.Oettl 6.614
14	97	X.Vierge 7.331
15	28	B.Ray 7.663
16	87	R.Gardner 8.785
17	34	L.Baldassarri 10.313
18	53	T.Rabat 12.111
19	35	H.Syahrin 12.407
20	32	I.Vinales 12.676
21	52	O.Konig 15.494
22	21	M.Rinaldi 15.620
23	51	E.Granado 16.074
24	76	L.Baz 27.420

Lap 5		
1	65	J.Rea 7'14.481
2	54	T.Razgatlioglu 0.123
3	1	A.Bautista 0.947
4	22	A.Lowes 1.735
5	55	A.Locatelli 2.677
6	9	D.Petrucci 3.238
7	31	G.Gerloff 4.395
8	66	T.Sykes 4.677
9	77	D.Aegerter 4.954
10	47	A.Bassani 5.209
11	45	S.Redding 6.161
12	5	P.Oettl 7.574
13	7	I.Lecuona 7.833
14	97	X.Vierge 8.428
15	28	B.Ray 8.653
16	87	R.Gardner 9.788
17	34	L.Baldassarri 11.846
18	53	T.Rabat 14.623
19	32	I.Vinales 15.183
20	35	H.Syahrin 15.415
21	21	M.Rinaldi 16.239
22	52	O.Konig 18.644
23	51	E.Granado 19.191
24	76	L.Baz 28.592

Lap 6		
1	65	J.Rea 8'40.623
2	54	T.Razgatlioglu 0.187
3	1	A.Bautista 0.701
4	22	A.Lowes 2.185
5	55	A.Locatelli 2.934
6	9	D.Petrucci 3.657
7	31	G.Gerloff 5.100
8	66	T.Sykes 5.353
9	47	A.Bassani 5.532
10	77	D.Aegerter 6.267
11	45	S.Redding 6.828
12	5	P.Oettl 8.360
13	7	I.Lecuona 9.212
14	28	B.Ray 9.468
15	97	X.Vierge 9.937

16	87	R.Gardner 11.441
17	34	L.Baldassarri 13.577
18	53	T.Rabat 17.423
19	32	I.Vinales 17.859
20	21	M.Rinaldi 17.974
21	35	H.Syahrin 18.294
22	52	O.Konig 21.663
23	51	E.Granado 22.862
24	76	L.Baz 30.338

Lap 7		
1	65	J.Rea 10'06.625
2	54	T.Razgatlioglu 0.285
3	1	A.Bautista 0.886
4	22	A.Lowes 2.944
5	55	A.Locatelli 3.413
6	9	D.Petrucci 4.214
7	31	G.Gerloff 5.543
8	66	T.Sykes 6.091
9	47	A.Bassani 6.248
10	77	D.Aegerter 7.645
11	45	S.Redding 7.793
12	5	P.Oettl 9.049
13	28	B.Ray 10.481
14	7	I.Lecuona 11.194
15	97	X.Vierge 11.434
16	87	R.Gardner 12.925
17	34	L.Baldassarri 15.554
18	21	M.Rinaldi 19.750
19	53	T.Rabat 20.232
20	32	I.Vinales 20.553
21	35	H.Syahrin 20.901
22	52	O.Konig 24.987
23	51	E.Granado 26.687
24	76	L.Baz 32.056

Lap 8		
1	65	J.Rea 11'32.912
2	54	T.Razgatlioglu 0.204
3	1	A.Bautista 0.946
4	22	A.Lowes 3.767
5	55	A.Locatelli 4.073
6	9	D.Petrucci 4.739
7	31	G.Gerloff 5.655
8	66	T.Sykes 6.432
9	47	A.Bassani 6.702
10	45	S.Redding 8.493
11	77	D.Aegerter 9.304
12	5	P.Oettl 9.738
13	28	B.Ray 11.593
14	7	I.Lecuona 12.497
15	97	X.Vierge 12.792
16	87	R.Gardner 14.316
17	34	L.Baldassarri 18.177
18	21	M.Rinaldi 20.489
19	53	T.Rabat 23.145
20	32	I.Vinales 23.380
21	35	H.Syahrin 23.602
22	52	O.Konig 28.390
23	51	E.Granado 30.179
24	76	L.Baz 33.399

Lap 9		
1	54	T.Razgatlioglu 12'59.699
2	65	J.Rea 0.129
3	1	A.Bautista 0.561
4	22	A.Lowes 4.104
5	55	A.Locatelli 4.424
6	9	D.Petrucci 4.851
7	31	G.Gerloff 5.650
8	47	A.Bassani 6.561
9	45	S.Redding 8.629
10	77	D.Aegerter 10.406

11	5	P.Oettl 10.586
12	28	B.Ray 12.449
13	7	I.Lecuona 13.165
14	97	X.Vierge 13.514
15	87	R.Gardner 15.459
16	34	L.Baldassarri 19.489
17	21	M.Rinaldi 21.215
18	66	T.Sykes 22.521
19	53	T.Rabat 25.749
20	35	H.Syahrin 26.015
21	32	I.Vinales 26.200
22	52	O.Konig 31.532
23	51	E.Granado 33.225
24	76	L.Baz 34.074

Lap 10		
1	54	T.Razgatlioglu 14'26.442
2	1	A.Bautista 0.315
3	65	J.Rea 0.537
4	55	A.Locatelli 4.247
5	9	D.Petrucci 5.018
6	22	A.Lowes 5.330
7	31	G.Gerloff 5.629
8	47	A.Bassani 6.884
9	45	S.Redding 9.047
10	5	P.Oettl 11.167
11	77	D.Aegerter 12.125
12	28	B.Ray 13.346
13	7	I.Lecuona 13.712
14	97	X.Vierge 14.295
15	87	R.Gardner 17.793
16	34	L.Baldassarri 20.959
17	21	M.Rinaldi 22.256
18	66	T.Sykes 25.381
19	35	H.Syahrin 28.530
20	53	T.Rabat 28.954
21	32	I.Vinales 29.146
22	52	O.Konig 35.084
23	76	L.Baz 35.269
24	51	E.Granado 36.476

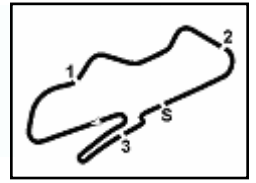
02/07/2023

These data/results cannot be reproduced, stored and/or transmitted in whole or in part by any manner of electronic, mechanical, photocopying, recording, broadcasting or otherwise now known or herein after developed without the previous express consent by the copyright owner, except for reproduction in daily press and regular printed publications on sale to the public within 60 days of the event related to those data/results and always provided that copyright symbol appears together as follows below.

© DORNA WSBK ORGANIZATION Srl 2023

FICR PERUGIA TIMING





Prosecco DOC UK Round, 30 June - 2 July 2023 Lap Chart Tissot Superpole Race

Race Pace Comparison

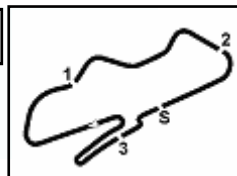
	54 Raz	1 Bau	65 Rea	55 Loc	9 Pet	22 Low	31 Ger	47 Bas	45 Red	5 Det	77 Aeg	28 Ray	7 Lec	97 Vie
1	1'29.611	1'30.090	1'29.301	1'30.987	1'30.763	1'30.296	1'31.900	1'32.680	1'32.818	1'32.492	1'32.008	1'32.970	1'32.367	1'33.318
2	1'26.479	1'26.358	1'26.476	1'27.023	1'27.003	1'26.448	1'26.567	1'27.161	1'27.220	1'28.002	1'26.958	1'28.354	1'27.080	1'27.509
3	1'26.127	1'26.380	1'26.241	1'26.428	1'26.433	1'26.602	1'26.668	1'26.598	1'26.779	1'27.093	1'26.892	1'27.434	1'27.752	1'27.518
4	1'26.229	1'26.406	1'26.215	1'26.378	1'26.763	1'26.445	1'26.877	1'26.574	1'26.912	1'27.260	1'26.797	1'27.138	1'27.366	1'27.219
5	1'26.158	1'26.194	1'26.248	1'26.342	1'26.757	1'26.425	1'26.864	1'26.677	1'26.913	1'27.208	1'26.780	1'27.238	1'27.749	1'27.345
6	1'26.206	1'25.896	1'26.142	1'26.399	1'26.561	1'26.592	1'26.847	1'26.465	1'26.809	1'26.928	1'27.455	1'26.957	1'27.521	1'27.651
7	1'26.100	1'26.187	1'26.002	1'26.481	1'26.559	1'26.761	1'26.445	1'26.718	1'26.967	1'26.691	1'27.380	1'27.015	1'27.984	1'27.499
8	1'26.206	1'26.347	1'26.287	1'26.947	1'26.812	1'27.110	1'26.399	1'26.741	1'26.987	1'26.976	1'27.946	1'27.399	1'27.590	1'27.645
9	1'26.583	1'26.402	1'26.916	1'27.138	1'26.899	1'27.124	1'26.782	1'26.646	1'26.923	1'27.635	1'27.889	1'27.643	1'27.455	1'27.509
10	1'26.743	1'26.497	1'27.151	1'26.566	1'26.910	1'27.969	1'26.722	1'27.066	1'27.161	1'27.324	1'28.462	1'27.640	1'27.290	1'27.524

	87 Gar	34 Bal	21 Rin	66 Syk	35 Sya	53 Rab	32 Vin	52 Kon	76 Baz	51 Gra
1	1'33.516	1'34.167	1'41.465	1'31.122	1'34.460	1'33.941	1'34.978	1'35.614	1'50.244	1'35.458
2	1'28.177	1'28.673	1'27.749	1'27.102	1'29.184	1'29.297	1'29.040	1'29.581	1'30.230	1'29.406
3	1'27.511	1'27.727	1'27.030	1'26.704	1'28.464	1'28.286	1'28.422	1'28.948	1'27.599	1'30.100
4	1'27.814	1'27.979	1'27.609	1'27.231	1'28.532	1'28.820	1'28.469	1'29.584	1'27.580	1'29.343
5	1'27.251	1'27.781	1'26.867	1'26.999	1'29.256	1'28.760	1'28.755	1'29.398	1'27.420	1'29.365
6	1'27.795	1'27.873	1'27.877	1'26.818	1'29.021	1'28.942	1'28.818	1'29.161	1'27.888	1'29.813
7	1'27.486	1'27.979	1'27.778	1'26.740	1'28.609	1'28.811	1'28.696	1'29.326	1'27.720	1'29.827
8	1'27.678	1'28.910	1'27.026	1'26.628	1'28.988	1'29.200	1'29.114	1'29.690	1'27.630	1'29.779
9	1'27.930	1'28.099	1'27.513	1'42.876	1'29.200	1'29.391	1'29.607	1'29.929	1'27.462	1'29.833
10	1'29.077	1'28.213	1'27.784	1'29.603	1'29.258	1'29.948	1'29.689	1'30.295	1'27.938	1'29.994

02/07/2023

These data/results cannot be reproduced, stored and/or transmitted in whole or in part by any manner of electronic, mechanical, photocopying, recording, broadcasting or otherwise now known or herein after developed without the previous express consent by the copyright owner, except for reproduction in daily press and regular printed publications on sale to the public within 60 days of the event related to those data/results and always provided that copyright symbol appears together as follows below.

© DORNA WSBK ORGANIZATION Srl 2023



Donington Park 4.023 m

Prosecco DOC UK Round, 30 June - 2 July 2023

Best Sectors & Speed Tissot Superpole Race

RESULTS

			Laps	
1	54	T. RAZGATLIOGLU	Yamaha YZF R1	10
2	1	A. BAUTISTA	Ducati Panigale V4R	0.315
3	65	J. REA	Kawasaki ZX-10RR	0.537
4	55	A. LOCATELLI	Yamaha YZF R1	4.247
5	9	D. PETRUCCI	Ducati Panigale V4R	5.018
6	22	A. LOWES	Kawasaki ZX-10RR	5.330
7	31	G. GERLOFF	BMW M1000 RR	5.629
8	47	A. BASSANI	Ducati Panigale V4R	6.884
9	45	S. REDDING	BMW M1000 RR	9.047
10	5	P. OETTL	Ducati Panigale V4R	11.167
11	77	D. AEGERTER	Yamaha YZF R1	12.125
12	28	B. RAY	Yamaha YZF R1	13.346
13	7	I. LECUONA	Honda CBR1000 RR-R	13.712
14	97	X. VIERGE	Honda CBR1000 RR-R	14.295
15	87	R. GARDNER	Yamaha YZF R1	17.793
16	34	L. BALDASSARRI	Yamaha YZF R1	20.959
17	21	M. RINALDI	Ducati Panigale V4R	22.256
18	66	T. SYKES	BMW M1000 RR	25.381
19	35	H. SYHRIN	Honda CBR1000 RR-R	28.530
20	53	T. RABAT	Kawasaki ZX-10RR	28.954
21	32	I. VINALES	Kawasaki ZX-10RR	29.146
22	52	O. KONIG	Kawasaki ZX-10RR	35.084
23	76	L. BAZ	BMW M1000 RR	35.269
24	51	E. GRANADO	Honda CBR1000 RR-R	36.476

SPEED

1	1	A. BAUTISTA	Ducati Panigale V4R	279,1
2	31	G. GERLOFF	BMW M1000 RR	278,4
3	21	M. RINALDI	Ducati Panigale V4R	276,9
4	9	D. PETRUCCI	Ducati Panigale V4R	276,9
4	47	A. BASSANI	Ducati Panigale V4R	276,2
6	5	P. OETTL	Ducati Panigale V4R	275,5
7	7	I. LECUONA	Honda CBR1000 RR-R	275,5
8	97	X. VIERGE	Honda CBR1000 RR-R	275,5
9	77	D. AEGERTER	Yamaha YZF R1	272,7
10	66	T. SYKES	BMW M1000 RR	272,7
11	45	S. REDDING	BMW M1000 RR	272,0
12	55	A. LOCATELLI	Yamaha YZF R1	272,0
13	53	T. RABAT	Kawasaki ZX-10RR	271,4
14	22	A. LOWES	Kawasaki ZX-10RR	271,4
15	87	R. GARDNER	Yamaha YZF R1	270,0
16	35	H. SYHRIN	Honda CBR1000 RR-R	269,3
17	28	B. RAY	Yamaha YZF R1	269,3
18	54	T. RAZGATLIOGLU	Yamaha YZF R1	269,3
19	65	J. REA	Kawasaki ZX-10RR	269,3
20	51	E. GRANADO	Honda CBR1000 RR-R	268,7
21	76	L. BAZ	BMW M1000 RR	268,0
22	52	O. KONIG	Kawasaki ZX-10RR	268,0
23	32	I. VINALES	Kawasaki ZX-10RR	267,3
24	34	L. BALDASSARRI	Yamaha YZF R1	266,7

SEG. 1

1	9	D. PETRUCCI	18.293
2	1	A. BAUTISTA	18.320
3	65	J. REA	18.384
4	47	A. BASSANI	18.397
5	22	A. LOWES	18.403
6	77	D. AEGERTER	18.442
7	55	A. LOCATELLI	18.443
8	54	T. RAZGATLIOGLU	18.445
9	31	G. GERLOFF	18.463
10	21	M. RINALDI	18.463
11	28	B. RAY	18.488
12	45	S. REDDING	18.501
13	66	T. SYKES	18.508
14	5	P. OETTL	18.512
15	87	R. GARDNER	18.570
16	7	I. LECUONA	18.598
17	97	X. VIERGE	18.605
18	76	L. BAZ	18.682
19	34	L. BALDASSARRI	18.747
20	32	I. VINALES	18.824
21	35	H. SYHRIN	18.868
22	51	E. GRANADO	18.924
23	52	O. KONIG	18.943
24	53	T. RABAT	18.965

SEG. 2

1	54	T. RAZGATLIOGLU	23.649
2	1	A. BAUTISTA	23.662
3	9	D. PETRUCCI	23.670
4	65	J. REA	23.697
5	55	A. LOCATELLI	23.700
6	66	T. SYKES	23.724
7	47	A. BASSANI	23.823
8	22	A. LOWES	23.836
9	77	D. AEGERTER	23.850
10	21	M. RINALDI	23.853
11	31	G. GERLOFF	23.871
12	5	P. OETTL	23.890
13	28	B. RAY	23.942
14	45	S. REDDING	23.948
15	7	I. LECUONA	23.956
16	97	X. VIERGE	23.990
17	87	R. GARDNER	24.044
18	76	L. BAZ	24.052
19	34	L. BALDASSARRI	24.182
20	32	I. VINALES	24.331
21	53	T. RABAT	24.372
22	35	H. SYHRIN	24.380
23	52	O. KONIG	24.542
24	51	E. GRANADO	24.678

SEG. 3

1	31	G. GERLOFF	21.412
2	1	A. BAUTISTA	21.467
3	65	J. REA	21.503
4	22	A. LOWES	21.504
5	55	A. LOCATELLI	21.509
6	47	A. BASSANI	21.531
7	54	T. RAZGATLIOGLU	21.548
8	45	S. REDDING	21.598
9	5	P. OETTL	21.609
10	66	T. SYKES	21.611
11	7	I. LECUONA	21.628
12	9	D. PETRUCCI	21.633
13	77	D. AEGERTER	21.670
14	28	B. RAY	21.712
15	21	M. RINALDI	21.731
16	97	X. VIERGE	21.755
17	87	R. GARDNER	21.846
18	76	L. BAZ	21.880
19	34	L. BALDASSARRI	22.007
20	35	H. SYHRIN	22.075
21	32	I. VINALES	22.135
22	53	T. RABAT	22.167
23	51	E. GRANADO	22.317
24	52	O. KONIG	22.345

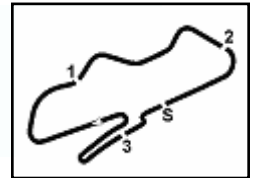
SEG. 4

1	54	T. RAZGATLIOGLU	22.221
2	65	J. REA	22.337
3	1	A. BAUTISTA	22.353
4	22	A. LOWES	22.434
5	55	A. LOCATELLI	22.456
6	45	S. REDDING	22.478
7	31	G. GERLOFF	22.500
8	9	D. PETRUCCI	22.533
9	5	P. OETTL	22.546
10	47	A. BASSANI	22.548
11	77	D. AEGERTER	22.558
12	66	T. SYKES	22.584
13	76	L. BAZ	22.584
14	28	B. RAY	22.598
15	34	L. BALDASSARRI	22.611
16	7	I. LECUONA	22.624
17	21	M. RINALDI	22.707
18	87	R. GARDNER	22.721
19	97	X. VIERGE	22.733
20	53	T. RABAT	22.779
21	35	H. SYHRIN	22.903
22	32	I. VINALES	22.913
23	52	O. KONIG	23.109
24	51	E. GRANADO	23.202

02/07/2023

These data/results cannot be reproduced, stored and/or transmitted in whole or in part by any manner of electronic, mechanical, photocopying, recording, broadcasting or otherwise now known or herein after developed without the previous express consent by the copyright owner, except for reproduction in daily press and regular printed publications on sale to the public within 60 days of the event related to those data/results and always provided that copyright symbol appears together as follows below.

© DORNA WSBK ORGANIZATION Srl 2023



Donington Park 4.023 m

Prosecco DOC UK Round, 30 June - 2 July 2023

Chronological Analysis Tissot Superpole Race

Start at 13:00'05.391

1 / 3

1° 54 T. RAZGATLIOGLU [1'26.100]							
Lap	Seg1	Seg2	Seg3	Seg4	Lap Time	km/h	Local Time
1		23.967	21.741	22.221	1'29.611	266,7	13:01'35.002
2	18.540	23.820	21.707	22.412	1'26.479	267,3	13:03'01.481
3	18.445	23.712	21.585	22.385	1'26.127	267,3	13:04'27.608
4	18.510	23.851	21.550	22.318	1'26.229	267,3	13:05'53.837
5	18.490	23.720	21.553	22.395	1'26.158	266,7	13:07'19.995
6	18.623	23.721	21.562	22.300	1'26.206	269,3	13:08'46.201
7	18.488	23.727	21.548	22.337	1'26.100	268,7	13:10'12.301
8	18.463	23.649	21.713	22.381	1'26.206	267,3	13:11'38.507
9	18.540	23.811	21.729	22.503	1'26.583	268,7	13:13'05.090
10	18.583	23.909	21.814	22.437	1'26.743	264,7	13:14'31.833
Race Time 14'26.442							

9	18.465	23.853	21.771	22.810	1'26.899	270,7	13:13'09.941
10	18.458	23.981	21.938	22.533	1'26.910	276,9	13:14'36.851
Race Time 14'31.460							

2° 1 A. BAUTISTA [1'25.896]							
Lap	Seg1	Seg2	Seg3	Seg4	Lap Time	km/h	Local Time
1		24.383	21.595	22.508	1'30.090	278,4	13:01'35.481
2	18.396	23.687	21.612	22.663	1'26.358	274,1	13:03'01.839
3	18.519	23.822	21.572	22.467	1'26.380	276,2	13:04'28.219
4	18.478	23.847	21.543	22.538	1'26.406	276,9	13:05'54.625
5	18.435	23.811	21.501	22.447	1'26.194	276,9	13:07'20.819
6	18.399	23.662	21.482	22.353	1'25.896	279,1	13:08'46.715
7	18.320	23.689	21.467	22.711	1'26.187	276,2	13:10'12.902
8	18.491	23.753	21.595	22.508	1'26.347	274,1	13:11'39.249
9	18.373	23.875	21.581	22.573	1'26.402	278,4	13:13'05.651
10	18.435	23.865	21.645	22.552	1'26.497	276,2	13:14'32.148
Race Time 14'26.757							

6° 22 A. LOWES [1'26.425]							
Lap	Seg1	Seg2	Seg3	Seg4	Lap Time	km/h	Local Time
1		24.232	21.584	22.551	1'30.296	271,4	13:01'35.687
2	18.403	23.854	21.623	22.568	1'26.448	270,0	13:03'02.135
3	18.639	23.836	21.666	22.461	1'26.602	268,7	13:04'28.737
4	18.502	23.870	21.504	22.569	1'26.445	269,3	13:05'55.182
5	18.484	23.848	21.647	22.446	1'26.425	268,0	13:07'21.607
6	18.612	23.856	21.690	22.434	1'26.592	268,7	13:08'48.199
7	18.488	23.882	21.769	22.622	1'26.761	266,0	13:10'14.960
8	18.824	23.988	21.779	22.519	1'27.110	266,0	13:11'42.070
9	18.665	24.036	21.803	22.620	1'27.124	266,7	13:13'09.194
10	18.721	24.315	22.216	22.717	1'27.969	269,3	13:14'37.163
Race Time 14'31.772							

3° 65 J. REA [1'26.002]							
Lap	Seg1	Seg2	Seg3	Seg4	Lap Time	km/h	Local Time
1		23.779	21.617	22.452	1'29.301	265,4	13:01'34.692
2	18.677	23.791	21.583	22.425	1'26.476	266,7	13:03'01.168
3	18.429	23.776	21.578	22.458	1'26.241	266,0	13:04'27.409
4	18.384	23.724	21.548	22.559	1'26.215	266,7	13:05'53.624
5	18.442	23.767	21.507	22.532	1'26.248	266,0	13:07'19.872
6	18.418	23.773	21.503	22.448	1'26.142	268,0	13:08'46.014
7	18.397	23.758	21.510	22.337	1'26.002	266,7	13:10'12.016
8	18.419	23.697	21.552	22.619	1'26.287	266,7	13:11'38.303
9	18.517	23.883	21.730	22.786	1'26.916	267,3	13:13'05.219
10	18.569	23.997	21.979	22.606	1'27.151	269,3	13:14'32.370
Race Time 14'26.979							

7° 31 G. GERLOFF [1'26.399]							
Lap	Seg1	Seg2	Seg3	Seg4	Lap Time	km/h	Local Time
1		24.562	22.064	22.738	1'31.900	278,4	13:01'37.291
2	18.463	23.871	21.590	22.643	1'26.567	273,4	13:03'03.858
3	18.653	23.876	21.412	22.727	1'26.668	274,1	13:04'30.526
4	18.577	24.012	21.596	22.692	1'26.877	274,8	13:05'57.403
5	18.548	23.945	21.679	22.692	1'26.864	271,4	13:07'24.267
6	18.511	24.048	21.498	22.790	1'26.847	271,4	13:08'51.114
7	18.488	23.903	21.543	22.511	1'26.445	271,4	13:10'17.559
8	18.478	23.892	21.529	22.500	1'26.399	270,0	13:11'43.958
9	18.513	23.926	21.575	22.768	1'26.782	272,7	13:13'10.740
10	18.553	23.986	21.649	22.534	1'26.722	272,0	13:14'37.462
Race Time 14'32.071							

4° 55 A. LOCATELLI [1'26.342]							
Lap	Seg1	Seg2	Seg3	Seg4	Lap Time	km/h	Local Time
1		24.406	21.669	22.878	1'30.987	272,0	13:01'36.378
2	18.482	23.887	21.756	22.898	1'27.023	270,7	13:03'03.401
3	18.496	23.700	21.551	22.681	1'26.428	271,4	13:04'29.829
4	18.495	23.799	21.509	22.575	1'26.378	270,7	13:05'56.207
5	18.443	23.756	21.669	22.474	1'26.342	269,3	13:07'22.549
6	18.446	23.822	21.600	22.531	1'26.399	268,7	13:08'48.948
7	18.477	23.806	21.602	22.596	1'26.481	270,0	13:10'15.429
8	18.544	23.939	21.750	22.714	1'26.947	271,4	13:11'42.376
9	18.472	24.136	22.059	22.471	1'27.138	271,4	13:13'09.514
10	18.493	23.982	21.635	22.456	1'26.566	268,0	13:14'36.080
Race Time 14'30.689							

8° 47 A. BASSANI [1'26.465]							
Lap	Seg1	Seg2	Seg3	Seg4	Lap Time	km/h	Local Time
1		24.548	22.050	23.030	1'32.680	275,5	13:01'38.071
2	18.679	24.074	21.766	22.642	1'27.161	274,1	13:03'05.232
3	18.447	24.049	21.554	22.548	1'26.598	274,1	13:04'31.830
4	18.451	23.827	21.634	22.662	1'26.574	274,8	13:05'58.404
5	18.433	23.942	21.735	22.567	1'26.677	275,5	13:07'25.081
6	18.397	23.823	21.531	22.714	1'26.465	276,2	13:08'51.546
7	18.609	23.858	21.587	22.664	1'26.718	276,2	13:10'18.264
8	18.491	23.927	21.682	22.641	1'26.741	273,4	13:11'45.005
9	18.467	23.892	21.688	22.599	1'26.646	276,2	13:13'11.651
10	18.604	23.986	21.896	22.580	1'27.066	274,8	13:14'38.717
Race Time 14'33.326							

5° 9 D. PETRUCCI [1'26.433]							
Lap	Seg1	Seg2	Seg3	Seg4	Lap Time	km/h	Local Time
1		24.472	21.701	22.778	1'30.763	275,5	13:01'36.154
2	18.293	23.758	22.274	22.678	1'27.003	274,8	13:03'03.157
3	18.367	23.670	21.787	22.609	1'26.433	271,4	13:04'29.590
4	18.338	23.801	21.785	22.839	1'26.763	268,7	13:05'56.353
5	18.410	23.920	21.633	22.794	1'26.757	272,7	13:07'23.110
6	18.395	23.783	21.648	22.735	1'26.561	270,0	13:08'49.671
7	18.341	23.808	21.726	22.684	1'26.559	270,0	13:10'16.230
8	18.494	23.879	21.759	22.680	1'26.812	270,0	13:11'43.042

9° 45 S. REDDING [1'26.779]							
Lap	Seg1	Seg2	Seg3	Seg4	Lap Time	km/h	Local Time
1		24.537	22.147	23.210	1'32.818	272,0	13:01'38.209
2	18.652	24.283	21.636	22.649	1'27.220	271,4	13:03'05.429
3	18.501	24.047	21.601	22.630	1'26.779	269,3	13:04'32.208
4	18.526	24.207	21.598	22.581	1'26.912	271,4	13:05'59.120
5	18.521	24.204	21.710	22.478	1'26.913	269,3	13:07'26.033
6	18.608	23.948	21.690	22.563	1'26.809	271,4	13:08'52.842
7	18.661	23.980	21.666	22.660	1'26.967	270,7	13:10'19.809
8	18.606	24.109	21.680	22.592	1'26.987	266,7	13:11'46.796
9	18.609	24.041	21.691	22.582	1'26.923	266,7	13:13'13.719
10	18.606	24.169	21.853	22.533	1'27.161	268,0	13:14'40.880
Race Time 14'35.489							

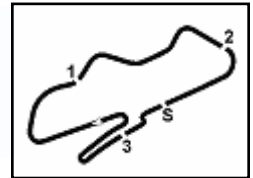
10° 5 P. OETTL [1'26.691]							
Lap	Seg1	Seg2	Seg3	Seg4	Lap Time	km/h	Local Time
1		24.547	22.013	23.248	1'32.492	275,5	13:01'37.883
2	18.744	24.682	21.727	22.849	1'28.002	272,7	13:03'05.885
3	18.573	24.032	21.671	22.817	1'27.093	271,4	13:04'32.978
4	18.588	24.051	21.867	22.754	1'27.260	272,0	13:06'00.238
5	18.599	24.169	21.609	22.831	1'27.208	271,4	13:07'27.446

02/07/2023

P = Pits In/Out - C = Lap Time Cancelled

These data/results cannot be reproduced, stored and/or transmitted in whole or in part by any manner of electronic, mechanical, photocopying, recording, broadcasting or otherwise now known or herein after developed without the previous express consent by the copyright owner, except for reproduction in daily press and regular printed publications on sale to the public within 60 days of the event related to those data/results and always provided that copyright symbol appears together as follows below.

© DORNA WSBK ORGANIZATION Srl 2023



Donington Park 4.023 m

Prosecco DOC UK Round, 30 June - 2 July 2023

Chronological Analysis Tissot Superpole Race

Start at 13:00'05.391

2 / 3

6	18.624	24.024	21.630	22.650	1'26.928	270,7	13:08'54.374	3	18.699	24.044	21.851	22.917	1'27.511	269,3	13:04'34.595
7	18.512	23.890	21.630	22.659	1'26.691	269,3	13:10'21.065	4	18.796	24.241	21.934	22.843	1'27.814	269,3	13:06'02.409
8	18.544	23.994	21.718	22.720	1'26.976	270,0	13:11'48.041	5	18.571	24.094	21.865	22.721	1'27.251	269,3	13:07'29.660
9	18.587	24.140	22.047	22.861	1'27.635	272,0	13:13'15.676	6	18.570	24.164	21.846	23.215	1'27.795	268,0	13:08'57.455
10	18.658	24.312	21.808	22.546	1'27.324	269,3	13:14'43.000	7	18.589	24.181	21.990	22.726	1'27.486	267,3	13:10'24.941

Race Time 14'37.609

11° 77 D. AEGERTER [1'26.780]

Lap	Seg.1	Seg.2	Seg.3	Seg.4	Lap Time	km/h	Local Time
1		24.723	22.112	22.941	1'32.008	272,7	13:01'37.399
2	18.548	23.942	21.868	22.600	1'26.958	270,7	13:03'04.357
3	18.466	23.900	21.670	22.856	1'26.892	272,0	13:04'31.249
4	18.442	23.861	21.739	22.755	1'26.797	270,7	13:05'58.046
5	18.552	23.850	21.820	22.558	1'26.780	272,0	13:07'24.826
6	18.529	24.171	22.082	22.673	1'27.455	268,7	13:08'52.281
7	18.544	23.979	22.010	22.847	1'27.380	266,7	13:10'19.661
8	18.634	24.522	22.036	22.754	1'27.946	267,3	13:11'47.607
9	18.673	24.192	22.313	22.711	1'27.889	265,4	13:13'15.496
10	18.717	24.723	22.215	22.807	1'28.462	265,4	13:14'43.958

Race Time 14'38.567

12° 28 B. RAY [1'26.957]

Lap	Seg.1	Seg.2	Seg.3	Seg.4	Lap Time	km/h	Local Time
1		24.746	22.158	23.143	1'32.970	268,0	13:01'38.361
2	18.610	24.466	22.167	23.111	1'28.354	265,4	13:03'06.715
3	18.613	23.998	21.846	22.977	1'27.434	266,7	13:04'34.149
4	18.602	23.942	21.774	22.820	1'27.138	266,0	13:06'01.287
5	18.488	24.034	21.764	22.952	1'27.238	269,3	13:07'28.525
6	18.524	23.959	21.712	22.762	1'26.957	266,7	13:08'55.482
7	18.498	24.099	21.820	22.598	1'27.015	265,4	13:10'22.497
8	18.497	23.990	22.015	22.897	1'27.399	266,0	13:11'49.896
9	18.639	24.081	21.989	22.934	1'27.643	266,7	13:13'17.539
10	18.684	24.318	21.887	22.751	1'27.640	266,0	13:14'45.179

Race Time 14'39.788

13° 71 I. LECUONA [1'27.080]

Lap	Seg.1	Seg.2	Seg.3	Seg.4	Lap Time	km/h	Local Time
1		24.508	22.043	22.966	1'32.367	275,5	13:01'37.758
2	18.700	23.956	21.800	22.624	1'27.080	272,7	13:03'04.838
3	18.625	24.128	21.939	23.060	1'27.752	267,3	13:04'32.590
4	18.624	24.147	21.650	22.945	1'27.366	272,7	13:05'59.956
5	18.598	24.222	21.794	23.135	1'27.749	270,7	13:07'27.705
6	18.686	24.231	21.798	22.806	1'27.521	272,0	13:08'55.226
7	18.696	24.461	21.902	22.925	1'27.984	272,0	13:10'23.210
8	18.758	24.168	21.865	22.799	1'27.590	270,0	13:11'50.800
9	18.818	24.146	21.744	22.747	1'27.455	270,0	13:13'18.255
10	18.761	24.051	21.628	22.850	1'27.290	272,7	13:14'45.545

Race Time 14'40.154

14° 97 X. VIERGE [1'27.219]

Lap	Seg.1	Seg.2	Seg.3	Seg.4	Lap Time	km/h	Local Time
1		24.675	22.300	23.178	1'33.318	256,5	13:01'38.709
2	18.684	24.140	21.952	22.733	1'27.509	270,7	13:03'06.218
3	18.749	24.101	21.897	22.771	1'27.518	271,4	13:04'33.736
4	18.700	23.990	21.768	22.761	1'27.219	272,0	13:06'00.955
5	18.613	24.000	21.901	22.831	1'27.345	272,7	13:07'28.300
6	18.684	24.432	21.763	22.772	1'27.651	274,8	13:08'55.951
7	18.605	24.084	21.902	22.908	1'27.499	270,0	13:10'23.450
8	18.830	24.053	21.870	22.892	1'27.645	270,7	13:11'51.095
9	18.764	24.159	21.797	22.789	1'27.509	275,5	13:13'18.604
10	18.728	24.081	21.755	22.960	1'27.524	274,1	13:14'46.128

Race Time 14'40.737

15° 87 R. GARDNER [1'27.251]

Lap	Seg.1	Seg.2	Seg.3	Seg.4	Lap Time	km/h	Local Time
1		24.848	22.448	22.952	1'33.516	270,0	13:01'38.907
2	18.586	24.354	22.119	23.118	1'28.177	267,3	13:03'07.084

16° 34 L. BALDASSARRI [1'27.727]

Lap	Seg.1	Seg.2	Seg.3	Seg.4	Lap Time	km/h	Local Time
1		24.961	22.246	23.087	1'34.167	265,4	13:01'39.558
2	18.884	24.593	22.250	22.946	1'28.673	266,7	13:03'08.231
3	18.866	24.182	22.007	22.672	1'27.727	261,5	13:04'35.958
4	18.786	24.215	22.058	22.920	1'27.979	259,6	13:06'03.937
5	18.771	24.292	22.107	22.611	1'27.781	261,5	13:07'31.718
6	18.747	24.229	22.137	22.760	1'27.873	263,4	13:08'59.591
7	18.926	24.339	22.102	22.612	1'27.979	260,9	13:10'27.570
8	18.796	24.858	22.486	22.770	1'28.910	256,5	13:11'56.480
9	18.870	24.370	22.111	22.748	1'28.099	261,5	13:13'24.579
10	18.871	24.465	22.162	22.715	1'28.213	260,9	13:14'52.792

Race Time 14'47.401

17° 21 M. RINALDI [1'26.867]

Lap	Seg.1	Seg.2	Seg.3	Seg.4	Lap Time	km/h	Local Time
1		24.375	22.344	32.318	1'41.465	274,1	13:01'46.856
2	18.822	23.867	21.995	23.065	1'27.749	270,7	13:03'14.605
3	18.518	23.868	21.904	22.740	1'27.030	271,4	13:04'41.635
4	18.584	24.053	22.046	22.926	1'27.609	276,2	13:06'09.244
5	18.463	23.853	21.731	22.820	1'26.867	273,4	13:07'36.111
6	18.508	24.311	21.961	23.097	1'27.877	276,9	13:09'03.988
7	18.650	24.370	21.968	22.790	1'27.778	270,0	13:10'31.766
8	18.529	23.933	21.857	22.707	1'27.026	271,4	13:11'58.792
9	18.588	24.245	21.817	22.863	1'27.513	273,4	13:13'26.305
10	18.689	24.260	21.863	22.972	1'27.784	272,7	13:14'54.089

Race Time 14'48.698

18° 66 T. SYKES [1'26.628]

Lap	Seg.1	Seg.2	Seg.3	Seg.4	Lap Time	km/h	Local Time
1		24.306	21.734	22.803	1'31.122	272,0	13:01'36.513
2	18.560	23.896	21.755	22.891	1'27.102	271,4	13:03'03.615
3	18.634	23.724	21.611	22.735	1'26.704	270,7	13:04'30.319
4	18.710	23.901	21.681	22.939	1'27.231	271,4	13:05'57.550
5	18.561	24.135	21.702	22.601	1'26.999	270,0	13:07'24.549
6	18.608	23.814	21.725	22.671	1'26.818	272,7	13:08'51.367
7	18.563	23.839	21.681	22.657	1'26.740	270,0	13:10'18.107
8	18.508	23.826	21.710	22.584	1'26.628	270,0	13:11'44.735
9	18.549	23.785	21.615	38.927	1'42.876	270,0	13:13'27.611
10	19.393	24.508	22.455	23.247	1'29.603	268,0	13:14'57.214

Race Time 14'51.823

19° 35 H. SYAHRIN [1'28.464]

Lap	Seg.1	Seg.2	Seg.3	Seg.4	Lap Time	km/h	Local Time
1		25.102	22.290	23.461	1'34.460	266,7	13:01'39.851
2	18.949	24.460	22.432	23.343	1'29.184	269,3	13:03'09.035
3	19.026	24.425	22.110	22.903	1'28.464	266,0	13:04'37.499
4	18.915	24.440	22.075	23.102	1'28.532	264,7	13:06'06.031
5	19.091	24.710	22.282	23.173	1'29.256	268,0	13:07'35.287
6	18.956	24.507	22.269	23.289	1'29.021	265,4	13:09'04.308
7	18.897	24.380	22.211	23.121	1'28.609	264,1	13:10'32.917
8	18.868	24.397	22.253	23.470	1'28.988	269,3	13:12'01.905
9	18.959	24.768	22.233	23.240	1'29.200	268,0	13:13'31.105
10	18.923	24.773	22.334	23.228	1'29.258	264,7	13:15'00.363

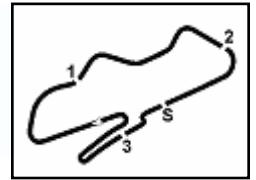
Race Time 14'54.972

02/07/2023

P = Pits In/Out - C = Lap Time Cancelled

These data/results cannot be reproduced, stored and/or transmitted in whole or in part by any manner of electronic, mechanical, photocopying, recording, broadcasting or otherwise now known or herein after developed without the previous express consent by the copyright owner, except for reproduction in daily press and regular printed publications on sale to the public within 60 days of the event related to those data/results and always provided that copyright symbol appears together as follows below.

© DORNA WSBK ORGANIZATION Srl 2023



Prosecco DOC UK Round, 30 June - 2 July 2023

Chronological Analysis Tissot Superpole Race

Start at 13:00'05.391

3 / 3

20° 53 T. RABAT [1'28.286]							
Lap	Seg.1	Seg.2	Seg.3	Seg.4	Lap Time	km/h	Local Time
1		25.041	22.179	23.254	1'33.941	264,7	13:01'39.332
2	18.975	24.626	22.733	22.963	1'29.297	264,1	13:03'08.629
3	18.968	24.372	22.167	22.779	1'28.286	261,5	13:04'36.915
4	18.965	24.568	22.195	23.092	1'28.820	261,5	13:06'05.735
5	19.143	24.479	22.197	22.941	1'28.760	263,4	13:07'34.495
6	19.063	24.727	22.320	22.832	1'28.942	260,9	13:09'03.437
7	18.990	24.568	22.356	22.897	1'28.811	271,4	13:10'32.248
8	19.021	24.436	22.635	23.108	1'29.200	262,8	13:12'01.448
9	19.071	24.693	22.528	23.099	1'29.391	245,5	13:13'30.839
10	19.071	24.758	22.490	23.629	1'29.948	264,1	13:15'00.787

Race Time 14'55.396

9	19.188	24.780	22.482	23.383	1'29.833	264,1	13:13'38.315
10	19.126	24.799	22.544	23.525	1'29.994	262,1	13:15'08.309

Race Time 15'02.918

21° 32 I. VINALES [1'28.422]							
Lap	Seg.1	Seg.2	Seg.3	Seg.4	Lap Time	km/h	Local Time
1		25.245	22.440	23.268	1'34.978	264,7	13:01'40.369
2	19.170	24.663	22.294	22.913	1'29.040	262,1	13:03'09.409
3	18.944	24.412	22.137	22.929	1'28.422	264,7	13:04'37.831
4	18.895	24.331	22.135	23.108	1'28.469	267,3	13:06'06.300
5	18.922	24.431	22.369	23.033	1'28.755	266,0	13:07'35.055
6	18.910	24.650	22.172	23.086	1'28.818	264,7	13:09'03.873
7	18.952	24.440	22.298	23.006	1'28.696	266,0	13:10'32.569
8	18.824	24.505	22.382	23.403	1'29.114	266,0	13:12'01.683
9	19.008	24.752	22.644	23.203	1'29.607	259,6	13:13'31.290
10	18.942	24.694	22.457	23.596	1'29.689	264,1	13:15'00.979

Race Time 14'55.588

22° 52 O. KONIG [1'28.948]							
Lap	Seg.1	Seg.2	Seg.3	Seg.4	Lap Time	km/h	Local Time
1		25.221	22.405	23.789	1'35.614	268,0	13:01'41.005
2	19.219	24.682	22.443	23.237	1'29.581	266,0	13:03'10.586
3	18.943	24.542	22.345	23.118	1'28.948	260,9	13:04'39.534
4	19.070	24.704	22.504	23.306	1'29.584	263,4	13:06'09.118
5	19.187	24.641	22.371	23.199	1'29.398	264,1	13:07'38.516
6	19.026	24.625	22.401	23.109	1'29.161	259,0	13:09'07.677
7	19.127	24.646	22.426	23.127	1'29.326	260,9	13:10'37.003
8	19.085	24.668	22.513	23.424	1'29.690	259,6	13:12'06.693
9	19.257	24.773	22.593	23.306	1'29.929	260,2	13:13'36.622
10	19.228	24.840	22.725	23.502	1'30.295	261,5	13:15'06.917

Race Time 15'01.526

23° 76 L. BAZ [1'27.420]							
Lap	Seg.1	Seg.2	Seg.3	Seg.4	Lap Time	km/h	Local Time
1		24.852	22.328	39.927	1'50.244	268,0	13:01'55.635
2	20.215	24.968	22.153	22.894	1'30.230	266,0	13:03'25.865
3	18.696	24.119	21.925	22.859	1'27.599	266,0	13:04'53.464
4	18.785	24.052	21.880	22.863	1'27.580	267,3	13:06'21.044
5	18.682	24.122	21.940	22.676	1'27.420	266,0	13:07'48.464
6	18.788	24.359	21.990	22.751	1'27.888	266,0	13:09'16.352
7	18.754	24.153	22.153	22.660	1'27.720	264,7	13:10'44.072
8	18.732	24.223	21.881	22.794	1'27.630	266,7	13:12'11.702
9	18.763	24.224	21.891	22.584	1'27.462	267,3	13:13'39.164
10	18.902	24.172	21.955	22.909	1'27.938	268,0	13:15'07.102

Race Time 15'01.711

24° 51 E. GRANADO [1'29.343]							
Lap	Seg.1	Seg.2	Seg.3	Seg.4	Lap Time	km/h	Local Time
1		25.379	22.515	23.782	1'35.458	268,0	13:01'40.849
2	19.076	24.696	22.334	23.300	1'29.406	264,7	13:03'10.255
3	18.979	24.832	22.869	23.420	1'30.100	261,5	13:04'40.355
4	18.974	24.678	22.489	23.202	1'29.343	263,4	13:06'09.698
5	18.969	24.762	22.317	23.317	1'29.365	268,7	13:07'39.063
6	19.114	24.776	22.489	23.434	1'29.813	266,0	13:09'08.876
7	19.154	24.692	22.514	23.467	1'29.827	263,4	13:10'38.703
8	18.924	24.856	22.602	23.397	1'29.779	260,9	13:12'08.482

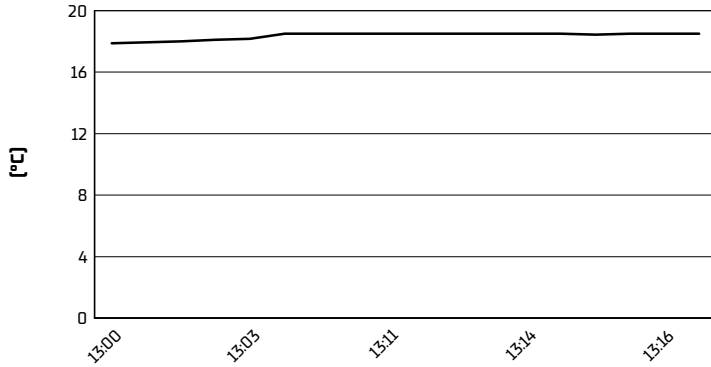
02/07/2023 P = Pits In/Out - C = Lap Time Cancelled

These data/results cannot be reproduced, stored and/or transmitted in whole or in part by any manner of electronic, mechanical, photocopying, recording, broadcasting or otherwise now known or herein after developed without the previous express consent by the copyright owner, except for reproduction in daily press and regular printed publications on sale to the public within 60 days of the event related to those data/results and always provided that copyright symbol appears together as follows below.

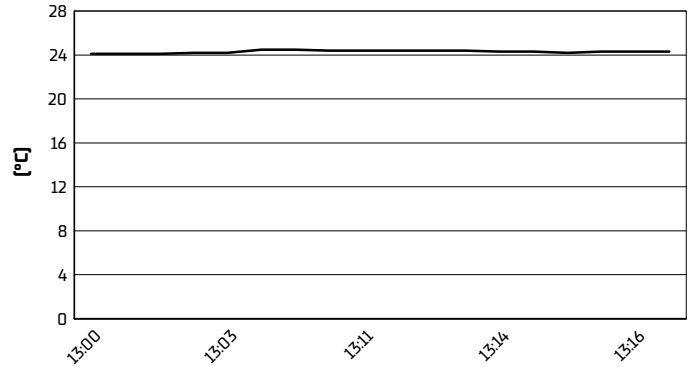
© DORNA WSBK ORGANIZATION Srl 2023

Prosecco DOC UK Round, 30 June - 2 July 2023
Weather Report Tissot Superpole Race
Session started 13:00 - Session ended 13:18

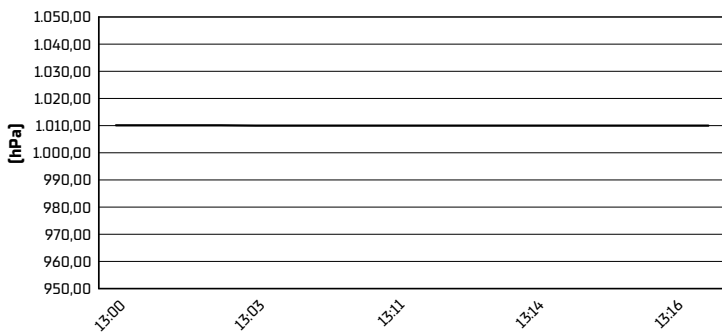
Air Temperature



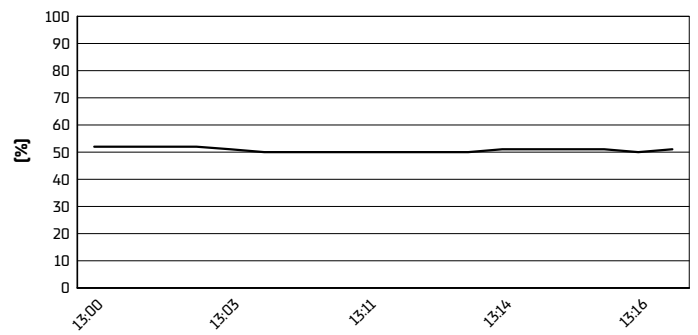
Track Temperature



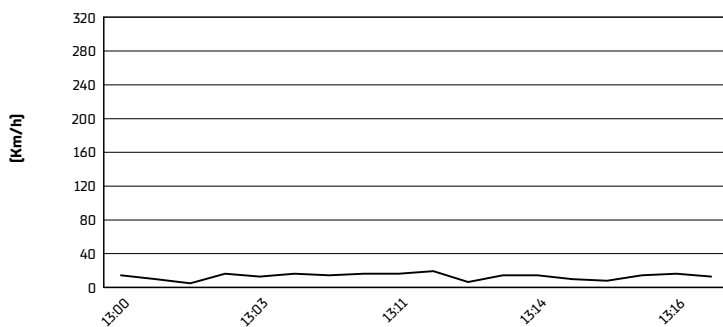
Air Pressure



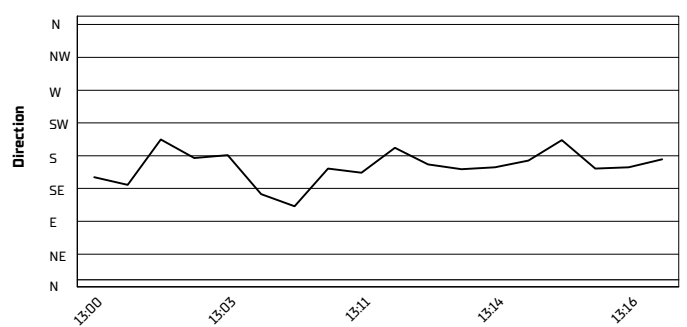
Humidity



Wind Speed



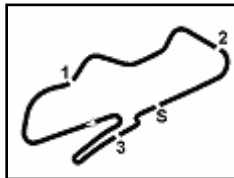
Wind Direction



02/07/2023

These data/results cannot be reproduced, stored and/or transmitted in whole or in part by any manner of electronic, mechanical, photocopying, recording, broadcasting or otherwise now known or herein after developed without the previous express consent by the copyright owner, except for reproduction in daily press and regular printed publications on sale to the public within 60 days of the event related to those data/results and always provided that copyright symbol appears together as follows below.

© DORNA WSBK ORGANIZATION Srl 2023



Donington Park 4.023 m

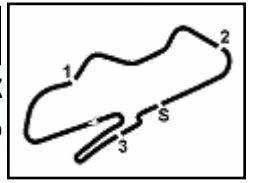
Prosecco DOC UK Round, 30 June - 2 July 2023 Manufacturers Standings

	Points	Points From First	Points From Previous	February 26 PHILLIP ISLAND		March 5 MANDALIKA		April 23 ASSEN		May 7 BARCELONA		June 4 MISANO		July 2 DONINGTON PARK		July 16 IMOLA		July 30 MOST		September 10 MAGNY-COURS		September 24 ARAGON		October 1 PORTIMAO		October 15 VILLICUM					
				1	2	1	2	1	2	1	2	1	2	1	2	1	2	1	2	1	2	1	2	1	2	1	2	1	2	1	2
1	337			25	25	25	25	25	25	25	25	25	25	25	25																
2	260	77		16	16	20	20	16	20	20	20	16	20	20	20																
3	173	164	87	20	8	7	3	20	7	16	13	11	13	16																	
4	111	226	62	10	10	9	16	5	2	10	10	8	11	5																	
5	87	250	24	7	4	10	6	6	9	7	6	5	8	8																	

02/07/2023 First Line: Race 1 & 2 - Second Line: Tissot Superpole Race

These data/results cannot be reproduced, stored and/or transmitted in whole or in part by any manner of electronic, mechanical, photocopying, recording, broadcasting or otherwise now known or herein after developed without the previous express consent by the copyright owner, except for reproduction in daily press and regular printed publications on sale to the public within 60 days of the event related to those data/results and always provided that copyright symbol appears together as follows below.

© DORNA WSBK ORGANIZATION Srl 2023



Prosecco DOC UK Round, 30 June - 2 July 2023

Tissot Superpole Award

Points	Points From First	Points From Previous	February 26	March 5	April 23	May 7	June 4	July 2	July 16	July 30	September 10	September 24	October 1	October 15				
			PHILLIP ISLAND	MANDALIKA	ASSEN	BARCELONA	MISANO	DONINGTON PARK	IMOLA	MOST	MAGNY-COURS	ARAGON	PORTIMAO	VILLICUM				
1	BAUTISTA Alvaro [ESP]	118	9 12	7	12 12	12 12	12 12	9 9										
2	RAZGATLIOGLU Toprak [TUR]	104	14	12 7	12 12	7 7	2 9	9 9	6 12									
3	REA Jonathan [GBR]	73	45 31	6 3	5 6	9 9	7	4 5	12 7									
4	LOCATELLI Andrea [ITA]	52	66 21	1 5	9 9	4 5	7	3 3	6									
5	LOWES Alex [GBR]	50	68 2	2 6	1 7	6 6	4 5	4 5	4									
6	RINALDI Michael Ruben [ITA]	45	73 5	4 9	6 3		6 2	7 7	1									
7	AEGERTER Dominique [SUI]	33	85 12	7		3 3	9 4	3 4										
8	BASSANI Axel [ITA]	28	90 5	1	3 5	2 4		5 6	2									
9	PETRUCCI Danilo [ITA]	21	97 7		2	1		6 7	5									
10	LECUONA Iker [ESP]	15	103 6	2			5 6	2										
11	OETTL Philipp [GER]	9	109 6	5 4														
12	REDDING Scott [GBR]	9	109 0		1 5 2				1									
13	VIERGE Xavi [ESP]	8	110 1		4 1	1	2											
14	GERLOFF Garrett [USA]	8	110 0			1 3	1 3											
15	GARDNER Remy [AUS]	7	111 1	3			3 1											
16	BAZ Loris [FRA]	4	114 3		4													
17	VAN DER MARK Michael [NED]	2	116 2		2													
18	SYKES Tom [GBR]	2	116 0					2										

02/07/2023 Odd points columns: Tissot Superpole Even points columns: Tissot Superpole Race

These data/results cannot be reproduced, stored and/or transmitted in whole or in part by any manner of electronic, mechanical, photocopying, recording, broadcasting or otherwise now known or herein after developed without the previous express consent by the copyright owner, except for reproduction in daily press and regular printed publications on sale to the public within 60 days of the event related to those data/results and always provided that copyright symbol appears together as follows below.

© DORNA WSBK ORGANIZATION Srl 2023