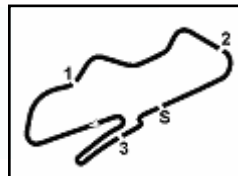


DONINGTON PARK				
TRACK LENGTH:		4,023 km	2,499 mi	
Loop	ID	OC	GPS	
		ms	LAT	LON
Pit In	3	15	52,82952 N	1,37830 W
Pit Out	18	90	52,83002 N	1,38199 W
Speed	20	100	52,82866 N	1,37121 W
I1	22	110	52,83229 N	1,37889 W
I1.1	41	205	52,83252 N	1,37483 W
I2	24	120	52,82979 N	1,36503 W
I3	26	130	52,82845 N	1,37846 W
FL	30	150	52,82970 N	1,37868 W

LLP = Long Lap Penalty
PS = Practice Start board

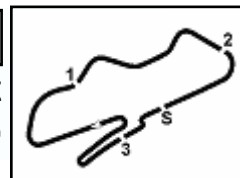


Donington Park 4.023 m

Prosecco DOC UK Round, 30 June - 2 July 2023

Biographical Entry List

No.	Rider (Abbreviation)	Age	Date of Birth	Place of Birth	Nat	Bike Team	Wins 2023	Podiums 2023	Pole 2023	Races 2023	Tyres	Class
1	1 BAUTISTA Alvaro (Bau)	38	21/11/1984	Talavera de la Reina	ESP	Ducati Panigale V4R Arubait Racing - Ducati	46 14	72 14	9 3	148 15	Pirelli	
2	5 OETTL Philipp (Det)	27	03/05/1996	Bad Reichenhall	GER	Ducati Panigale V4R Team GoEleven				46 14	Pirelli	IND
3	7 LECUONA Iker (Lec)	23	06/01/2000	Valencia	ESP	Honda CBR1000 RR-R Team HRC		1	1	44 14	Pirelli	
4	9 PETRUCCI Danilo (Pet)	32	24/10/1990	Terni	ITA	Ducati Panigale V4R Barni Spark Racing Team				15 15	Pirelli	IND
5	21 RINALDI Michael Ruben (Rin)	27	21/12/1995	Rimini	ITA	Ducati Panigale V4R Arubait Racing - Ducati	4	19 5		165 15	Pirelli	
6	22 LOWES Alex (Low)	32	14/09/1990	Lincoln	GBR	Kawasaki ZX-10RR Kawasaki Racing Team WorldSBK	2	34 1	1	270 15	Pirelli	
7	28 RAY Bradley (Ray)	26	16/05/1997	Lydd	GBR	Yamaha YZF R1 Yamaha Motoxrcing WorldSBK Team				11 9	Pirelli	IND
8	31 GERLOFF Garrett (Ger)	27	01/08/1995	Spring	USA	BMW M1000 RR Bonovo Action BMW		6		107 15	Pirelli	IND
9	32 VINALES Isaac (Vin)	29	06/11/1993	Llansá	ESP	Kawasaki ZX-10RR TPR Team Pedercini Racing				43 9	Pirelli	IND
10	34 BALDASSARRI Lorenzo (Bal)	26	06/11/1996	San Severino Marche	ITA	Yamaha YZF R1 GMT94 Yamaha				15 15	Pirelli	IND
11	35 SYAHRIN Hafizh (Sya)	29	05/05/1994	Selangor	MAS	Honda CBR1000 RR-R PETRONAS MIE Racing Honda Team				45 15	Pirelli	IND
12	45 REDDING Scott (Red)	30	04/01/1993	Gloucester	GBR	BMW M1000 RR ROKIT BMW Motorrad WorldSBK Team	12	40	2	112 15	Pirelli	
13	47 BASSANI Axel (Bas)	23	24/07/1999	Feltre	ITA	Ducati Panigale V4R Motocorsa Racing		5 1		88 15	Pirelli	IND
14	51 GRANADO Eric (Gra)	27	10/06/1996	San Paulo	BRA	Honda CBR1000 RR-R PETRONAS MIE Racing Honda Team				10 7	Pirelli	IND
15	52 KONIG Oliver (Kon)	21	18/03/2002	Praha	CZE	Kawasaki ZX-10RR Orelac Racing MOVISIO				45 8	Pirelli	IND
16	53 RABAT Tito (Rab)	34	25/05/1989	Barcelona	ESP	Kawasaki ZX-10RR Kawasaki Puccetti Racing				38 3	Pirelli	IND
17	54 RAZGATLIOGLU Toprak (Raz)	26	16/10/1996	Alanya	TUR	Yamaha YZF R1 Pata Yamaha Prometeon WorldSBK	33 1	96 14	10 2	171 15	Pirelli	
18	55 LOCATELLI Andrea (Loc)	26	16/10/1996	Alzano Lombardo	ITA	Yamaha YZF R1 Pata Yamaha Prometeon WorldSBK		11 5		88 15	Pirelli	
19	65 REA Jonathan (Rea)	36	02/02/1987	Ballymena	GBR	Kawasaki ZX-10RR Kawasaki Racing Team WorldSBK	118	249 4	40	392 15	Pirelli	
20	66 SYKES Tom (Syk)	37	19/08/1985	Huddersfield	GBR	BMW M1000 RR ROKIT BMW Motorrad WorldSBK Team	34	114	51	363 14	Pirelli	
21	76 BAZ Boris (Baz)	30	01/02/1993	Sallanches	FRA	BMW M1000 RR Bonovo Action BMW	2	20	2	188 14	Pirelli	IND
22	77 AEGERTER Dominique (Aeg)	32	30/09/1990	Röthenbach Im Emmental Be	SUI	Yamaha YZF R1 GYTR GRT Yamaha WorldSBK Team				15 15	Pirelli	IND
23	87 GARDNER Remy (Gar)	25	24/02/1998	Randwick	AUS	Yamaha YZF R1 GYTR GRT Yamaha WorldSBK Team				14 14	Pirelli	IND
24	97 VIERGE Xavi (Vie)	26	30/04/1997	Barcelona	ESP	Honda CBR1000 RR-R Team HRC		1 1		51 15	Pirelli	



Prosecco DOC UK Round, 30 June - 2 July 2023

Results Free Practice 1st Session

No.	Rider	Nat	Team	Bike	Class	Time	Gap	Rel.	Laps	Speed	
										Avg	Max
1	65 J. REA	GBR	Kawasaki Racing Team WorldSBK	Kawasaki ZX-10RR		1'27.627			11	165,278	266,7
2	54 T. RAZGATLIOGLU	TUR	Pata Yamaha Prometeon WorldSBK	Yamaha YZF R1		1'27.679	0.052	0.052	16	165,180	270,0
3	5 P. DETTL	GER	Team GoEleven	Ducati Panigale V4R	IND	1'27.757	0.130	0.078	16	165,033	270,0
4	21 A. LOWES	GBR	Kawasaki Racing Team WorldSBK	Kawasaki ZX-10RR		1'27.857	0.230	0.100	14	164,845	268,0
5	28 B. RAY	GBR	Yamaha Motox Racing WorldSBK Team	Yamaha YZF R1	IND	1'28.057	0.430	0.200	15	164,471	268,0
6	66 T. SYKES	GBR	ROKIT BMW Motorrad WorldSBK Team	BMW M1000 RR		1'28.108	0.481	0.051	12	164,376	270,0
7	1 A. BAUTISTA	ESP	Aruba.it Racing - Ducati	Ducati Panigale V4R		1'28.143	0.516	0.035	16	164,310	274,1
8	21 M. RINALDI	ITA	Aruba.it Racing - Ducati	Ducati Panigale V4R		1'28.552	0.925	0.409	15	163,551	273,4
9	55 A. LOCATELLI	ITA	Pata Yamaha Prometeon WorldSBK	Yamaha YZF R1		1'28.571	0.944	0.019	16	163,516	266,0
10	7 I. LECUONA	ESP	Team HRC	Honda CBR1000 RR-R		1'28.633	1.006	0.062	16	163,402	269,3
11	31 G. GERLOFF	USA	Bonovo Action BMW	BMW M1000 RR	IND	1'28.637	1.010	0.004	16	163,395	268,7
12	45 S. REDDING	GBR	ROKIT BMW Motorrad WorldSBK Team	BMW M1000 RR		1'28.740	1.113	0.103	16	163,205	268,7
13	9 D. PETRUCCI	ITA	Barni Spark Racing Team	Ducati Panigale V4R	IND	1'28.776	1.149	0.036	13	163,139	270,7
14	47 A. BASSANI	ITA	Motocorsa Racing	Ducati Panigale V4R	IND	1'28.796	1.169	0.020	15	163,102	271,4
15	76 L. BAZ	FRA	Bonovo Action BMW	BMW M1000 RR	IND	1'28.927	1.300	0.131	15	162,862	268,0
16	87 R. GARDNER	AUS	GYTR GRT Yamaha WorldSBK Team	Yamaha YZF R1	IND	1'29.149	1.522	0.222	11	162,456	266,7
17	97 X. VIERGE	ESP	Team HRC	Honda CBR1000 RR-R		1'29.671	2.044	0.522	16	161,510	270,7
18	77 D. AEGERTER	SUI	GYTR GRT Yamaha WorldSBK Team	Yamaha YZF R1	IND	1'30.041	2.414	0.370	17	160,847	266,0
19	32 I. VINALES	ESP	TPR Team Pedercini Racing	Kawasaki ZX-10RR	IND	1'30.124	2.497	0.083	13	160,699	263,4
20	34 L. BALDASSARRI	ITA	GMT94 Yamaha	Yamaha YZF R1	IND	1'30.289	2.662	0.165	16	160,405	263,4
21	53 T. RABAT	ESP	Kawasaki Puccetti Racing	Kawasaki ZX-10RR	IND	1'30.686	3.059	0.397	17	159,703	262,1
22	35 H. SYHRIN	MAS	PETRONAS MIE Racing Honda Team	Honda CBR1000 RR-R	IND	1'30.848	3.221	0.162	15	159,418	257,8
23	51 E. GRANADO	BRA	PETRONAS MIE Racing Honda Team	Honda CBR1000 RR-R	IND	1'31.166	3.539	0.318	15	158,862	266,0
24	52 O. KONIG	CZE	Orelac Racing MOVISIO	Kawasaki ZX-10RR	IND	1'31.176	3.549	0.010	13	158,844	264,1

Qualifying Lap Time (105% of 1'27.627): **1'32.009**

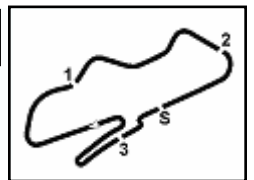
AIR	Humidity:	74%	Temp:	16°C
TRACK	Condition:	Dry	Temp:	20°C

Records	Pole	(SP)	2022	J.Rea	1'26.080	168,250	Km/h
	Race	(SPRC)	2022	T.Razgatioglu	1'26.767	166,920	Km/h
	All Times	(SP)	2022	J.Rea	1'26.080	168,250	Km/h

Start 30/06/2023 10:30 End 11:18 The results are provisional until the end of the time limit for protests and appeals and the completion of the technical checks.

These data/results cannot be reproduced, stored and/or transmitted in whole or in part by any manner of electronic, mechanical, photocopying, recording, broadcasting or otherwise now known or herein after developed without the previous express consent by the copyright owner, except for reproduction in daily press and regular printed publications on sale to the public within 60 days of the event related to those data/results and always provided that copyright symbol appears together as follows below.

© DORNA WSBK ORGANIZATION Srl 2023



Prosecco DOC UK Round, 30 June - 2 July 2023

Results Free Practice 1st Session

Session Highlights

Local Time	No. Rider	Description
10.30.00		Start
10.30.05		DROPS of RAIN in Sector 2 & 3
10.30.13		WorldSBK Pit Intervention Time: 48secs
10.35.38	47 A. BASSANI	Current Lap Cancelled - Exceeded Track Limits - Turn 9
10.36.25		DROPS of RAIN in Sector 1 & 4
10.36.42	87 R. GARDNER	Crashed - Turn 12
10.37.24	87 R. GARDNER	Re-joined
10.39.37	52 O. KONIG	Current Lap Cancelled - Exceeded Track Limits - Turn 9
10.51.26		DROPS of RAIN in Sector 1 & 4
10.53.32		DROPS of RAIN in All Sectors
10.56.54	28 B. RAY	Lap Cancelled [1'30.835] - Yellow Flag - Turn 12
10.57.00	34 L. BALDASSARRI	Lap Cancelled [1'30.541] - Yellow Flag - Turn 12
10.57.04	35 H. SYAHRIN	Lap Cancelled [1'31.579] - Yellow Flag - Turn 12
10.57.09	52 O. KONIG	Lap Cancelled [1'31.510] - Yellow Flag - Turn 12
10.57.14	87 R. GARDNER	Lap Cancelled [2'31.072] - Yellow Flag - Turn 12
10.57.19	87 R. GARDNER	Lap Cancelled [2'31.072] - Yellow Flag - Turn 12
10.57.24	66 T. SYKES	Lap Cancelled [1'45.243] - Yellow Flag - Turn 12
11.12.02		DROPS of RAIN in Sector 4
11.13.20		DROPS of RAIN in Sector 1 & 4
11.13.49		DROPS of RAIN in All Sectors
11.18.29		End Of Session

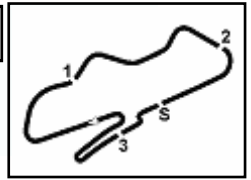
Fastest Laps Sequence

No.	Rider	Nat	Team	Bike	Local Time	Time	Gap	Avg
7	I. LECUONA	ESP	Team HRC	Honda CBR1000 RR-R	10:33'14.937	1'31.442		158,382
54	T. RAZGATLIOGLU	TUR	Pata Yamaha Prometeon WorldSBK	Yamaha YZF R1	10:33'16.254	1'30.526	-0.916	159,985
22	A. LOWES	GBR	Kawasaki Racing Team WorldSBK	Kawasaki ZX-10RR	10:33'45.081	1'27.857	-2.669	164,845
54	T. RAZGATLIOGLU	TUR	Pata Yamaha Prometeon WorldSBK	Yamaha YZF R1	10:40'46.666	1'27.708	-0.149	165,125
54	T. RAZGATLIOGLU	TUR	Pata Yamaha Prometeon WorldSBK	Yamaha YZF R1	11:07'37.570	1'27.679	-0.029	165,180
65	J. REA	GBR	Kawasaki Racing Team WorldSBK	Kawasaki ZX-10RR	11:10'18.785	1'27.627	-0.052	165,278

Start 10:30 End 11:18 The results are provisional until the end of the time limit for protests and appeals and the completion of the technical checks.

These data/results cannot be reproduced, stored and/or transmitted in whole or in part by any manner of electronic, mechanical, photocopying, recording, broadcasting or otherwise now known or herein after developed without the previous express consent by the copyright owner, except for reproduction in daily press and regular printed publications on sale to the public within 60 days of the event related to those data/results and always provided that copyright symbol appears together as follows below.

© DORNA WSBK ORGANIZATION Srl 2023



Donington Park 4.023 m

Prosecco DOC UK Round, 30 June - 2 July 2023

Best Sectors & Speed Free Practice 1st Session

BEST LAP		
1	65 J. REA	Kawasaki ZX-10RR 1'27.627
2	54 T. RAZGATLIOGLU	Yamaha YZF R1 1'27.679
3	5 P. OETTL	Ducati Panigale V4R 1'27.757
4	22 A. LOWES	Kawasaki ZX-10RR 1'27.857
5	28 B. RAY	Yamaha YZF R1 1'28.057
6	66 T. SYKES	BMW M1000 RR 1'28.108
7	1 A. BAUTISTA	Ducati Panigale V4R 1'28.143
8	21 M. RINALDI	Ducati Panigale V4R 1'28.552
9	55 A. LOCATELLI	Yamaha YZF R1 1'28.571
10	7 I. LECUONA	Honda CBR1000 RR-R 1'28.633
11	31 G. GERLOFF	BMW M1000 RR 1'28.637
12	45 S. REDDING	BMW M1000 RR 1'28.740
13	9 D. PETRUCCI	Ducati Panigale V4R 1'28.776
14	47 A. BASSANI	Ducati Panigale V4R 1'28.796
15	76 L. BAZ	BMW M1000 RR 1'28.927
16	87 R. GARDNER	Yamaha YZF R1 1'29.149
17	97 X. VIERGE	Honda CBR1000 RR-R 1'29.671
18	77 D. AEGERTER	Yamaha YZF R1 1'30.041
19	32 I. VINALES	Kawasaki ZX-10RR 1'30.124
20	34 L. BALDASSARRI	Yamaha YZF R1 1'30.289
21	53 T. RABAT	Kawasaki ZX-10RR 1'30.686
22	35 H. SYHRIN	Honda CBR1000 RR-R 1'30.848
23	51 E. GRANADO	Honda CBR1000 RR-R 1'31.166
24	52 D. KONIG	Kawasaki ZX-10RR 1'31.176

SPEED		
1	1 A. BAUTISTA	Ducati Panigale V4R 274,1
2	21 M. RINALDI	Ducati Panigale V4R 273,4
3	47 A. BASSANI	Ducati Panigale V4R 271,4
4	9 D. PETRUCCI	Ducati Panigale V4R 270,7
5	97 X. VIERGE	Honda CBR1000 RR-R 270,7
6	54 T. RAZGATLIOGLU	Yamaha YZF R1 270,0
7	5 P. OETTL	Ducati Panigale V4R 270,0
8	66 T. SYKES	BMW M1000 RR 270,0
9	7 I. LECUONA	Honda CBR1000 RR-R 269,3
10	45 S. REDDING	BMW M1000 RR 268,7
11	31 G. GERLOFF	BMW M1000 RR 268,7
12	76 L. BAZ	BMW M1000 RR 268,0
13	28 B. RAY	Yamaha YZF R1 268,0
14	22 A. LOWES	Kawasaki ZX-10RR 268,0
15	65 J. REA	Kawasaki ZX-10RR 266,7
16	87 R. GARDNER	Yamaha YZF R1 266,7
17	55 A. LOCATELLI	Yamaha YZF R1 266,0
18	51 E. GRANADO	Honda CBR1000 RR-R 266,0
19	77 D. AEGERTER	Yamaha YZF R1 266,0
20	52 D. KONIG	Kawasaki ZX-10RR 264,1
21	32 I. VINALES	Kawasaki ZX-10RR 263,4
22	34 L. BALDASSARRI	Yamaha YZF R1 263,4
23	53 T. RABAT	Kawasaki ZX-10RR 262,1
24	35 H. SYHRIN	Honda CBR1000 RR-R 257,8

SEG. 1		
1	28 B. RAY	18.742
2	5 P. OETTL	18.754
3	1 A. BAUTISTA	18.782
4	54 T. RAZGATLIOGLU	18.801
5	65 J. REA	18.804
6	22 A. LOWES	18.835
7	21 M. RINALDI	18.840
8	55 A. LOCATELLI	18.845
9	7 I. LECUONA	18.867
10	31 G. GERLOFF	18.906
11	66 T. SYKES	18.928
12	87 R. GARDNER	18.932
13	9 D. PETRUCCI	18.944
14	47 A. BASSANI	19.023
15	76 L. BAZ	19.037
16	45 S. REDDING	19.069
17	34 L. BALDASSARRI	19.192
18	77 D. AEGERTER	19.206
19	97 X. VIERGE	19.219
20	32 I. VINALES	19.382
21	52 D. KONIG	19.409
22	35 H. SYHRIN	19.418
23	53 T. RABAT	19.449
24	51 E. GRANADO	19.610

SEG. 2		
1	54 T. RAZGATLIOGLU	24.153
2	65 J. REA	24.219
3	28 B. RAY	24.234
4	5 P. OETTL	24.238
5	66 T. SYKES	24.310
6	1 A. BAUTISTA	24.321
7	22 A. LOWES	24.342
8	21 M. RINALDI	24.358
9	7 I. LECUONA	24.423
10	47 A. BASSANI	24.456
11	55 A. LOCATELLI	24.465
12	31 G. GERLOFF	24.468
13	9 D. PETRUCCI	24.537
14	87 R. GARDNER	24.537
15	76 L. BAZ	24.587
16	97 X. VIERGE	24.589
17	45 S. REDDING	24.711
18	35 H. SYHRIN	24.948
19	77 D. AEGERTER	24.961
20	32 I. VINALES	24.968
21	34 L. BALDASSARRI	24.974
22	53 T. RABAT	24.985
23	52 D. KONIG	25.085
24	51 E. GRANADO	25.256

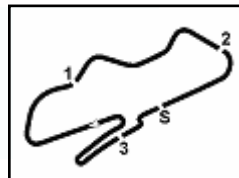
SEG. 3		
1	54 T. RAZGATLIOGLU	21.929
2	5 P. OETTL	21.939
3	65 J. REA	21.970
4	1 A. BAUTISTA	21.984
5	22 A. LOWES	22.031
6	21 M. RINALDI	22.047
7	47 A. BASSANI	22.082
8	31 G. GERLOFF	22.102
9	66 T. SYKES	22.111
10	9 D. PETRUCCI	22.128
11	28 B. RAY	22.133
12	45 S. REDDING	22.164
13	55 A. LOCATELLI	22.206
14	7 I. LECUONA	22.290
15	76 L. BAZ	22.297
16	87 R. GARDNER	22.325
17	97 X. VIERGE	22.333
18	34 L. BALDASSARRI	22.547
19	77 D. AEGERTER	22.633
20	32 I. VINALES	22.685
21	52 D. KONIG	22.694
22	51 E. GRANADO	22.771
23	53 T. RABAT	22.786
24	35 H. SYHRIN	22.876

SEG. 4		
1	22 A. LOWES	22.536
2	54 T. RAZGATLIOGLU	22.578
3	65 J. REA	22.634
4	45 S. REDDING	22.713
5	5 P. OETTL	22.758
6	66 T. SYKES	22.759
7	1 A. BAUTISTA	22.775
8	7 I. LECUONA	22.804
9	9 D. PETRUCCI	22.850
10	76 L. BAZ	22.872
11	31 G. GERLOFF	22.895
12	55 A. LOCATELLI	22.898
13	28 B. RAY	22.927
14	47 A. BASSANI	22.976
15	87 R. GARDNER	23.033
16	21 M. RINALDI	23.046
17	32 I. VINALES	23.069
18	97 X. VIERGE	23.098
19	77 D. AEGERTER	23.150
20	34 L. BALDASSARRI	23.155
21	53 T. RABAT	23.245
22	35 H. SYHRIN	23.326
23	51 E. GRANADO	23.507
24	52 D. KONIG	23.543

30/06/2023

These data/results cannot be reproduced, stored and/or transmitted in whole or in part by any manner of electronic, mechanical, photocopying, recording, broadcasting or otherwise now known or herein after developed without the previous express consent by the copyright owner, except for reproduction in daily press and regular printed publications on sale to the public within 60 days of the event related to those data/results and always provided that copyright symbol appears together as follows below.

© DORNA WSBK ORGANIZATION Srl 2023



Donington Park 4.023 m

Prosecco DOC UK Round, 30 June - 2 July 2023

Ideal Times Free Practice 1st Session

No. Rider	Nat	Bike	Seg. 1 Diff. 1	Seg. 2 Diff. 2	Seg. 3 Diff. 3	Seg. 4 Diff. 4	Ideal Time Best Lap	Pos.	Diff.
1 54 T. RAZGATLIOGLU	TUR	Yamaha YZF R1	18.801	24.153 +0.020	21.929 +0.152	22.578 +0.046	1'27.461 1'27.679	2	0.218
2 65 J. REA	GBR	Kawasaki ZX-10RR	18.804	24.219	21.970	22.634	1'27.627 1'27.627	1	
3 5 P. OETTL	GER	Ducati Panigale V4R	18.754 +0.068	24.238	21.939	22.758	1'27.689 1'27.757	3	0.068
4 22 A. LOWES	GBR	Kawasaki ZX-10RR	18.835 +0.084	24.342 +0.029	22.031	22.536	1'27.744 1'27.857	4	0.113
5 1 A. BAUTISTA	ESP	Ducati Panigale V4R	18.782 +0.023	24.321	21.984 +0.159	22.775 +0.099	1'27.862 1'28.143	7	0.281
6 28 B. RAY	GBR	Yamaha YZF R1	18.742 +0.021	24.234	22.133	22.927	1'28.036 1'28.057	5	0.021
7 66 T. SYKES	GBR	BMW M1000 RR	18.928	24.310	22.111	22.759	1'28.108 1'28.108	6	
8 21 M. RINALDI	ITA	Ducati Panigale V4R	18.840	24.358 +0.169	22.047	23.046 +0.092	1'28.291 1'28.552	8	0.261
9 31 G. GERLOFF	USA	BMW M1000 RR	18.906 +0.197	24.468 +0.069	22.102	22.895	1'28.371 1'28.637	11	0.266
10 7 I. LECUONA	ESP	Honda CBR1000 RR-R	18.867 +0.077	24.423	22.290 +0.172	22.804	1'28.384 1'28.633	10	0.249
11 55 A. LOCATELLI	ITA	Yamaha YZF R1	18.845 +0.081	24.465 +0.005	22.206 +0.071	22.898	1'28.414 1'28.571	9	0.157
12 9 D. PETRUCCI	ITA	Ducati Panigale V4R	18.944 +0.156	24.537 +0.035	22.128 +0.098	22.850 +0.028	1'28.459 1'28.776	13	0.317
13 47 A. BASSANI	ITA	Ducati Panigale V4R	19.023	24.456	22.082 +0.204	22.976 +0.055	1'28.537 1'28.796	14	0.259
14 45 S. REDDING	GBR	BMW M1000 RR	19.069 +0.049	24.711 +0.012	22.164	22.713 +0.022	1'28.657 1'28.740	12	0.083
15 76 L. BAZ	FRA	BMW M1000 RR	19.037	24.587	22.297	22.872 +0.134	1'28.793 1'28.927	15	0.134
16 87 R. GARDNER	AUS	Yamaha YZF R1	18.932	24.537	22.325 +0.007	23.033 +0.315	1'28.827 1'29.149	16	0.322
17 97 X. VIERGE	ESP	Honda CBR1000 RR-R	19.219 +0.171	24.589 +0.255	22.333 +0.006	23.098	1'29.239 1'29.671	17	0.432
18 34 L. BALDASSARRI	ITA	Yamaha YZF R1	19.192 +0.294	24.974	22.547 +0.127	23.155	1'29.868 1'30.289	20	0.421
19 77 D. AEGERTER	SUI	Yamaha YZF R1	19.206 +0.091	24.961	22.633	23.150	1'29.950 1'30.041	18	0.091
20 32 I. VINALES	ESP	Kawasaki ZX-10RR	19.382	24.968	22.685 +0.020	23.069	1'30.104 1'30.124	19	0.020
21 53 T. RABAT	ESP	Kawasaki ZX-10RR	19.449 +0.103	24.985	22.786 +0.072	23.245 +0.046	1'30.465 1'30.686	21	0.221
22 35 H. SYHRIN	MAS	Honda CBR1000 RR-R	19.418	24.948	22.876 +0.006	23.326 +0.274	1'30.568 1'30.848	22	0.280
23 52 O. KONIG	CZE	Kawasaki ZX-10RR	19.409 +0.109	25.085	22.694	23.543 +0.336	1'30.731 1'31.176	24	0.445
24 51 E. GRANADO	BRA	Honda CBR1000 RR-R	19.610	25.256	22.771	23.507 +0.022	1'31.144 1'31.166	23	0.022
Overall Ideal Time			18.742	24.153	21.929	22.536	1'27.360		

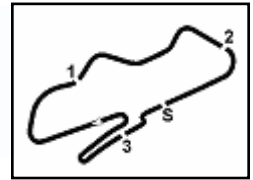
30/06/2023

These data/results cannot be reproduced, stored and/or transmitted in whole or in part by any manner of electronic, mechanical, photocopying, recording, broadcasting or otherwise now known or herein after developed without the previous express consent by the copyright owner, except for reproduction in daily press and regular printed publications on sale to the public within 60 days of the event related to those data/results and always provided that copyright symbol appears together as follows below.

© DORNA WSBK ORGANIZATION Srl 2023

FIGR PERUGIA TIMING





Donington Park 4.023 m

Prosecco DOC UK Round, 30 June - 2 July 2023

Chronological Analysis Free Practice 1st Session

3 / 4

5	19.074	24.849	22.557	23.062	1'29.542	268,0	10:38'08.616
6	19.023	24.456	22.286	23.031	1'28.796	270,0	10:39'37.412
7	23.321	27.291	24.744	28.946	1'44.302P	188,2	10:41'21.714
8	12'23.435	30.817	27.391	38.656	1'40.299P	224,1	10:55'22.013
9	8'49.732	26.321	22.954	23.791	1'02.798P	265,4	11:05'24.811
10	19.283	24.708	22.467	23.101	1'29.559	268,7	11:06'54.370
11	22.445	25.338	22.423	23.137	1'33.343	269,3	11:08'27.713
12	19.271	24.583	22.082	23.072	1'29.008	270,7	11:09'56.721
13	19.228	24.676	22.191	23.115	1'29.210	271,4	11:11'25.931
14	21.440	26.617	22.367	25.077	1'35.501	271,4	11:13'01.432
15	19.302	24.668	22.258	22.997	1'29.225	270,7	11:14'30.657
16	19.175	24.562	22.349	22.976	1'29.062	271,4	11:15'59.719

18°		77 D. AEGERTER [1'30.041]					
Lap	Seg1	Seg2	Seg3	Seg4	Lap Time	km/h	Local Time
1		27.873	27.208	24.751	208,1	10:33'23.873	
2	20.348	26.264	23.646	24.141	1'34.399	260,9	10:34'58.272
3	19.569	25.468	23.025	24.456	1'32.518	262,1	10:36'30.790
4	21.191	27.410	24.598	26.279	1'39.478	247,7	10:38'10.268
5	20.380	26.291	23.245	23.500	1'33.416	262,1	10:39'43.684
6	19.864	25.821	22.945	23.618	1'32.248	262,8	10:41'15.932
7	20.258	26.226	23.483	26.761	1'36.728	255,9	10:42'52.660
8	19.983	25.701	22.993	23.577	1'32.254	261,5	10:44'24.914
9	19.426	25.481	22.902	23.509	1'31.318	263,4	10:45'56.232
10	19.833	25.974	23.353	26.069	1'35.229	260,2	10:47'31.461
11	19.570	25.217	22.901	23.399	1'31.087	263,4	10:49'02.548
12	19.206	25.120	22.916	23.710	1'30.952	262,1	10:50'33.500
13	21.440	28.215	24.374	33.789	1'47.818P	248,3	10:52'21.318
14	15'22.580	26.415	23.379	24.055	16'36.429P	266,0	11:08'57.747
15	19.575	25.508	23.152	23.513	1'31.748	262,1	11:10'29.495
16	19.588	25.853	27.385	25.693	1'38.519	200,4	11:12'08.014
17	19.646	25.251	23.459	29.478	1'37.834	262,8	11:13'45.848
18	19.297	24.961	22.633	23.150	1'30.041	264,7	11:15'15.889

15°		76 L. BAZ [1'28.927]					
Lap	Seg1	Seg2	Seg3	Seg4	Lap Time	km/h	Local Time
1		29.049	24.325	24.296	256,5	10:31'47.511	
2	19.932	25.851	23.664	24.082	1'33.529	264,1	10:33'21.040
3	19.692	25.777	23.203	23.357	1'32.029	260,2	10:34'53.069
4	19.842	25.544	23.318	23.455	1'32.159	255,3	10:36'25.228
5	19.423	25.319	22.745	23.047	1'30.534	263,4	10:37'55.762
6	19.413	25.142	22.668	23.317	1'30.540	262,1	10:39'26.302
7	19.454	26.852	23.136	23.276	1'32.718	263,4	10:40'59.020
8	19.563	25.319	23.405	30.736	1'39.023P	260,9	10:42'38.043
9	21'14.687	25.848	23.244	25.144	22'28.923P	266,7	11:05'06.966
10	19.300	24.871	22.330	23.064	1'29.565	267,3	11:06'36.531
11	19.206	24.749	22.838	22.963	1'29.756	265,4	11:08'06.287
12	19.037	24.587	22.297	23.006	1'28.927	268,0	11:09'35.214
13	19.407	24.994	22.615	23.082	1'30.098	262,1	11:11'05.312
14	22.107	25.406	22.717	24.791	1'35.021	262,8	11:12'40.333
15	19.314	24.731	22.468	22.872	1'29.385	265,4	11:14'09.718
16	20.508	26.523	23.555	25.754	1'36.340	256,5	11:15'46.058

19°		32 I. VINALES [1'30.124]					
Lap	Seg1	Seg2	Seg3	Seg4	Lap Time	km/h	Local Time
1		29.684	25.913	26.919	235,8	10:35'58.826	
2	21.822	27.762	24.880	25.451	1'39.915	244,3	10:37'38.741
3	20.843	27.082	27.800	25.210	1'40.935	192,5	10:39'19.676
4	19.857	25.705	23.048	23.557	1'32.167	260,9	10:40'51.843
5	19.835	25.678	22.826	23.327	1'31.666	263,4	10:42'23.509
6	19.382	24.968	22.705	23.069	1'30.124	260,9	10:43'53.633
7	19.408	25.170	22.881	36.224	1'43.683P	259,0	10:45'37.316
8	20'10.064	25.821	23.038	23.517	21'22.440P	258,4	11:06'59.756
9	19.698	25.266	23.137	23.477	1'31.578	255,9	11:08'31.334
10	19.565	25.039	22.685	23.147	1'30.436	262,8	11:10'01.770
11	19.395	25.225	22.752	23.242	1'30.614	261,5	11:11'32.384
12	19.645	26.014	23.495	24.684	1'33.838	251,7	11:13'06.222
13	20.126	26.141	23.740	23.879	1'33.886	254,1	11:14'40.108
14	19.849	25.581	23.196	23.672	1'32.298	256,5	11:16'12.406

16°		87 R. GARDNER [1'29.149]					
Lap	Seg1	Seg2	Seg3	Seg4	Lap Time	km/h	Local Time
1		29.142	24.566	25.445	257,8	10:31'50.912	
2	20.642	26.116	23.706	23.686	1'34.150	264,1	10:33'25.062
3	19.611	25.709	22.962	23.645	1'31.927	264,7	10:34'56.989
4	19.222	25.040	22.646	1'24.164	2'31.072CP	265,4	10:37'28.061
5	25'11.063	27.261	24.743	27.415	26'30.482P	251,7	11:03'58.543
6	19.655	25.697	23.024	23.375	1'31.751	262,8	11:05'30.294
7	19.332	25.185	22.929	23.376	1'30.822	264,1	11:07'01.116
8	19.053	24.874	22.434	23.518	1'29.879	265,4	11:08'30.995
9	18.996	24.803	22.325	23.033	1'29.157	266,0	11:10'00.152
10	36.650	30.434	23.130	27.095	1'57.309	257,8	11:11'57.461
11	18.932	24.537	22.332	23.348	1'29.149	266,7	11:13'26.610
12	22.458	28.026	23.640	27.314	1'41.438	257,1	11:15'08.048

20°		34 L. BALDASSARRI [1'30.289]					
Lap	Seg1	Seg2	Seg3	Seg4	Lap Time	km/h	Local Time
1		27.583	24.383	25.153	241,1	10:32'11.218	
2	19.725	25.629	22.903	23.890	1'32.147	255,9	10:33'43.365
3	19.431	25.275	22.918	23.241	1'30.865	259,6	10:35'14.230
4	19.192	25.140	22.744	23.465	1'30.541C	261,5	10:36'44.771
5	19.617	25.505	22.960	24.153	1'32.235	257,8	10:38'17.006
6	19.931	26.880	24.563	32.916	1'44.290P	234,3	10:40'01.296
7	10'26.320	28.997	23.616	24.991	11'43.924P	255,3	10:51'45.220
8	20.309	26.160	24.442	27.571	1'38.482	255,9	10:53'23.702
9	21.882	29.920	27.560	35.386	1'54.748P	206,1	10:55'18.450
10	8'01.833	26.114	23.920	24.866	9'16.733P	251,7	11:04'35.183
11	19.764	25.611	23.223	23.727	1'32.325	257,1	11:06'07.508
12	19.574	25.357	22.872	23.279	1'31.082	259,0	11:07'38.590
13	19.432	25.032	22.845	23.259	1'30.568	258,4	11:09'09.158
14	19.616	27.957	22.547	23.742	1'33.862	263,4	11:10'43.020
15	19.414	25.926	24.387	25.148	1'34.875	251,2	11:12'17.895
16	19.537	25.560	23.942	23.669	1'32.708	246,6	11:13'50.603
17	19.486	24.974	22.674	23.155	1'30.289	260,9	11:15'20.892

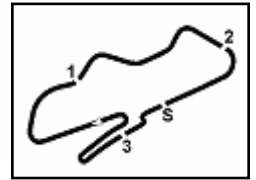
17°		97 X. VERGÉ [1'29.671]					
Lap	Seg1	Seg2	Seg3	Seg4	Lap Time	km/h	Local Time
1		29.567	24.458	25.334	248,3	10:31'56.013	
2	20.528	26.110	23.478	23.642	1'33.758	254,7	10:33'29.771
3	19.509	25.316	22.563	23.607	1'30.995	268,7	10:35'00.766
4	19.294	24.913	22.475	23.506	1'30.188	266,7	10:36'30.954
5	20.786	26.620	24.703	26.218	1'38.327	226,9	10:38'09.281
6	19.390	24.844	22.339	23.098	1'29.671	266,0	10:39'38.952
7	19.735	25.196	22.691	23.531	1'31.153	267,3	10:41'10.105
8	19.728	25.427	22.427	23.241	1'30.823	264,1	10:42'40.928
9	19.298	25.044	22.333	23.413	1'30.088	267,3	10:44'11.016
10	19.389	25.168	23.064	30.203	1'37.824P	260,7	10:45'48.840
11	18'08.628	25.439	22.973	23.568	19'20.608P	264,7	11:05'09.448
12	19.526	25.060	22.548	23.122	1'30.256	266,0	11:06'39.704
13	19.219	24.589	22.749	23.337	1'29.894	261,5	11:08'09.598
14	19.344	24.834	22.458	23.331	1'29.967	270,7	11:09'39.565

30/06/2023 P = Pits In/Out - C = Lap Time Cancelled

These data/results cannot be reproduced, stored and/or transmitted in whole or in part by any manner of electronic, mechanical, photocopying, recording, broadcasting or otherwise now known or herein after developed without the previous express consent by the copyright owner, except for reproduction in daily press and regular printed publications on sale to the public within 60 days of the event related to those data/results and always provided that copyright symbol appears together as follows below.

© DORNA WSBK ORGANIZATION Srl 2023





Prosecco DOC UK Round, 30 June - 2 July 2023

Chronological Analysis Free Practice 1st Session

21° 53 T. RABAT [1'30.686]							
Lap	Seg.1	Seg.2	Seg.3	Seg.4	Lap Time	km/h	Local Time
1		27.970	24.273	25.305		246,6	10:31'53.537
2	20.155	25.846	23.550	23.841	1'33.392	258,4	10:33'26.929
3	19.837	25.741	22.931	23.503	1'32.012	256,5	10:34'58.941
4	19.449	25.401	22.931	23.750	1'31.531	261,5	10:36'30.472
5	20.488	26.454	23.444	29.525	1'39.911	254,7	10:38'10.383
6	19.696	25.244	22.786	23.461	1'31.187	262,1	10:39'41.570
7	19.667	25.210	23.026	23.561	1'31.464	260,2	10:41'13.034
8	19.457	25.167	22.805	23.309	1'30.738	258,4	10:42'43.772
9	19.716	25.030	22.983	23.245	1'30.974	256,5	10:44'14.746
10	19.552	24.985	22.858	23.291	1'30.686	262,1	10:45'45.432
11	19.533	25.212	23.012	31.446	1'39.203P	255,3	10:47'24.635
12	17'39.644	26.949	23.541	23.593	18'53.727P	257,1	11:06'18.362
13	19.744	25.247	23.303	23.623	1'31.917	254,7	11:07'50.279
14	19.533	25.474	23.023	23.392	1'31.422	258,4	11:09'21.701
15	19.564	25.121	22.899	23.750	1'31.334	253,5	11:10'53.035
16	19.712	25.368	22.914	24.130	1'32.124	259,0	11:12'25.159
17	19.715	25.296	23.057	23.727	1'31.795	255,3	11:13'56.954
18	19.599	25.270	22.954	23.364	1'31.187	257,1	11:15'28.141

3	19.660	25.792	22.808	23.740	1'32.000	258,4	10:35'15.037
4	19.453	25.244	22.880	23.933	1'31.510C	259,0	10:36'46.547
5	19.517	25.347	22.920	24.072	1'31.856	264,1	10:38'18.403
6	19.460	25.665	26.651	30.789	1'42.565CP	226,9	10:40'00.968
7	11'16.177	26.914	23.725	30.412	12'37.228P	258,4	10:52'38.196
8	12'55.997	25.796	23.074	23.702	14'08.569P	258,4	11:06'46.765
9	19.409	25.517	22.880	23.590	1'31.396	261,5	11:08'18.161
10	19.577	25.294	22.762	23.586	1'31.219	260,9	11:09'49.380
11	19.579	25.283	22.970	23.543	1'31.375	261,5	11:11'20.755
12	19.518	25.085	22.694	23.879	1'31.176	262,8	11:12'51.931
13	19.686	25.521	25.063	24.011	1'34.281	205,7	11:14'26.212
14	19.484	25.087	22.988	23.781	1'31.340	262,1	11:15'57.552

22° 35 H. SYAHRIN [1'30.848]							
Lap	Seg.1	Seg.2	Seg.3	Seg.4	Lap Time	km/h	Local Time
1		30.870	27.351	26.379		221,8	10:32'04.562
2	21.223	26.780	24.467	24.262	1'36.732	247,1	10:33'41.294
3	19.891	25.528	23.307	23.786	1'32.512	257,1	10:35'13.806
4	19.429	25.585	22.993	23.572	1'31.579C	257,8	10:36'45.385
5	19.532	25.618	23.560	25.222	1'33.932	250,0	10:38'19.317
6	19.622	25.278	23.215	23.687	1'31.802	255,3	10:39'51.119
7	19.700	25.597	23.208	23.671	1'32.176	255,3	10:41'23.295
8	21.228	27.403	23.747	29.357	1'41.735P	247,1	10:43'05.030
9	20'41.095	26.828	23.877	24.322	21'56.122P	253,5	11:05'01.152
10	19.731	25.146	23.285	23.424	1'31.586	252,9	11:06'32.738
11	19.526	25.149	22.927	23.326	1'30.928	255,9	11:08'03.666
12	19.418	24.948	22.882	23.600	1'30.848	257,1	11:09'34.514
13	21.618	27.891	23.154	23.782	1'36.445	257,8	11:11'10.959
14	20.620	27.494	26.177	25.492	1'39.783	211,4	11:12'50.742
15	19.969	25.362	23.116	23.559	1'32.006	252,3	11:14'22.748
16	19.698	25.084	22.876	23.500	1'31.158	257,8	11:15'53.906

23° 51 E. GRANADO [1'31.166]							
Lap	Seg.1	Seg.2	Seg.3	Seg.4	Lap Time	km/h	Local Time
1		32.288	27.731	28.115		238,9	10:32'18.153
2	21.676	28.048	26.099	33.608	1'49.431P	242,2	10:34'07.584
3	4'15.289	36.812	24.620	25.305	5'42.026P	251,2	10:39'49.610
4	21.025	26.607	23.533	24.067	1'35.232	254,7	10:41'24.842
5	20.319	26.354	23.879	24.227	1'34.779	257,1	10:42'59.621
6	20.222	25.957	23.249	23.708	1'33.136	257,1	10:44'32.757
7	19.801	25.603	23.007	23.623	1'32.034	260,9	10:46'04.791
8	20.996	31.421	29.027	31.767	1'53.211P	192,9	10:47'58.002
9	15'43.549	27.253	29.060	24.526	17'04.388P	145,2	11:05'02.390
10	19.980	25.700	23.015	23.686	1'32.381	254,1	11:06'34.771
11	20.135	25.436	23.009	24.052	1'32.632	266,0	11:08'07.403
12	19.758	27.650	22.977	23.507	1'33.892	260,2	11:09'41.295
13	19.925	25.670	22.868	23.786	1'32.249	264,1	11:11'13.544
14	19.641	25.378	22.934	23.614	1'31.567	260,2	11:12'45.111
15	22.113	32.519	23.291	23.946	1'41.869	259,6	11:14'26.980
16	19.610	25.256	22.771	23.529	1'31.166	262,1	11:15'58.146

24° 52 O. KONIG [1'31.176]							
Lap	Seg.1	Seg.2	Seg.3	Seg.4	Lap Time	km/h	Local Time
1		29.246	25.791	25.606		223,6	10:32'08.897
2	20.286	25.842	23.627	24.385	1'34.140	244,3	10:33'43.037

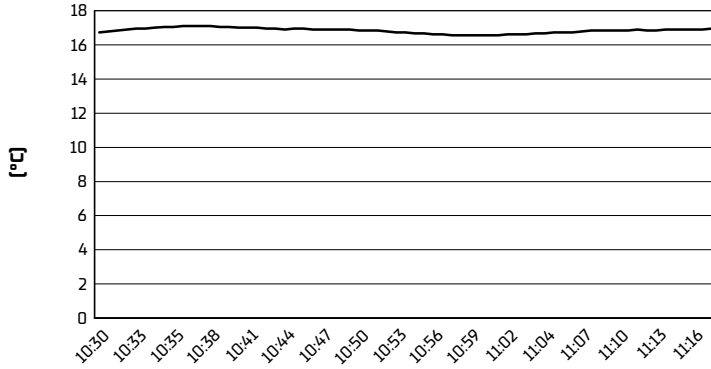
30/06/2023 P = Pits In/Out - C = Lap Time Cancelled

These data/results cannot be reproduced, stored and/or transmitted in whole or in part by any manner of electronic, mechanical, photocopying, recording, broadcasting or otherwise now known or herein after developed without the previous express consent by the copyright owner, except for reproduction in daily press and regular printed publications on sale to the public within 60 days of the event related to those data/results and always provided that copyright symbol appears together as follows below.

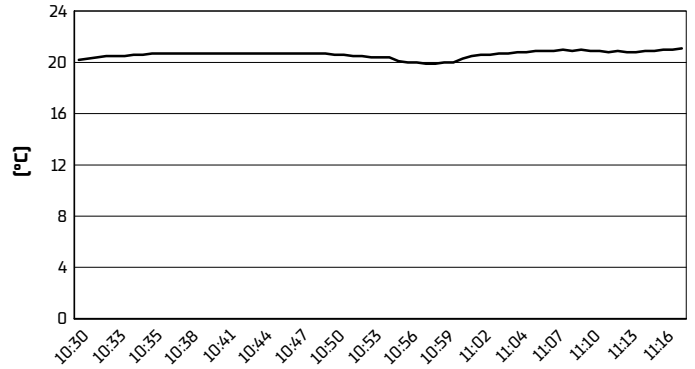
© DORNA WSBK ORGANIZATION Srl 2023

Prosecco DOC UK Round, 30 June - 2 July 2023
Weather Report Free Practice 1st Session
 Session started 10:30 - Session ended 11:18

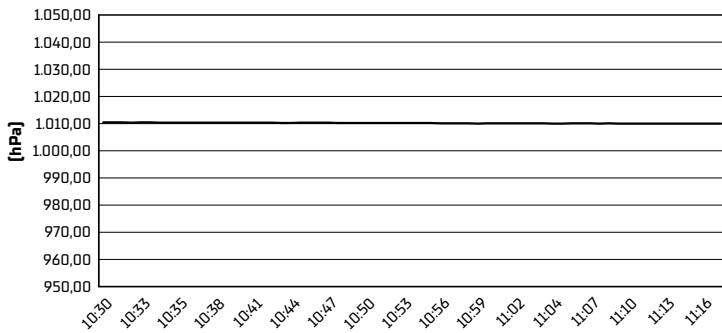
Air Temperature



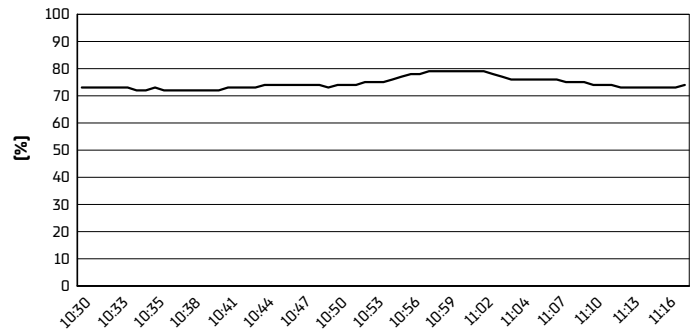
Track Temperature



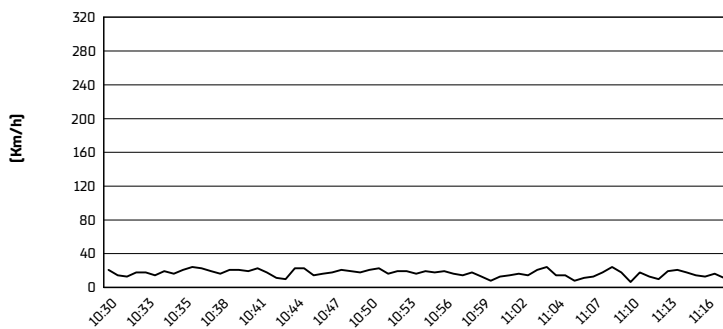
Air Pressure



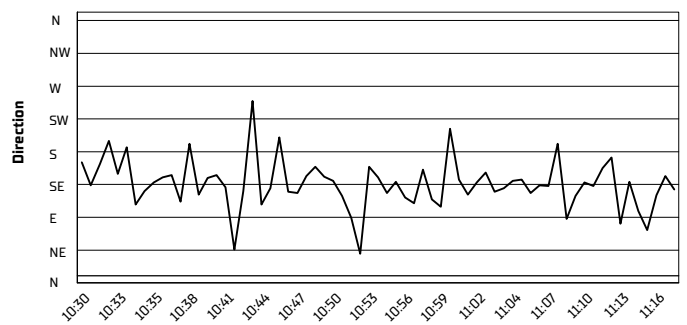
Humidity



Wind Speed



Wind Direction



30/06/2023

These data/results cannot be reproduced, stored and/or transmitted in whole or in part by any manner of electronic, mechanical, photocopying, recording, broadcasting or otherwise now known or herein after developed without the previous express consent by the copyright owner, except for reproduction in daily press and regular printed publications on sale to the public within 60 days of the event related to those data/results and always provided that copyright symbol appears together as follows below.

© DORNA WSBK ORGANIZATION Srl 2023