

Prosecco DOC UK Round, 30 June - 2 July 2023

Results Free Practice 3rd Session

No.	Rider	Nat	Team	Bike	Class	Time	Gap	Rel.	Laps	Speed	
										Avg	Max
1	1 A. BAUTISTA	ESP	Aruba.it Racing - Ducati	Ducati Panigale V4R		1'27.636			17	165,261	272,7
2	54 T. RAZGATLIOGLU	TUR	Pata Yamaha Prometeon WorldSBK	Yamaha YZF R1		1'27.780	0.144	0.144	15	164,990	267,3
3	65 J. REA	GBR	Kawasaki Racing Team WorldSBK	Kawasaki ZX-10RR		1'28.253	0.617	0.473	12	164,105	266,7
4	55 A. LOCATELLI	ITA	Pata Yamaha Prometeon WorldSBK	Yamaha YZF R1		1'28.366	0.730	0.113	13	163,896	266,7
5	22 A. LOWES	GBR	Kawasaki Racing Team WorldSBK	Kawasaki ZX-10RR		1'28.455	0.819	0.089	10	163,731	268,0
6	47 A. BASSANI	ITA	Motocorsa Racing	Ducati Panigale V4R	IND	1'28.824	1.188	0.369	6	163,051	269,3
7	45 S. REDDING	GBR	ROKIT BMW Motorrad WorldSBK Team	BMW M1000 RR		1'28.979	1.343	0.155	10	162,766	266,0
8	66 T. SYKES	GBR	ROKIT BMW Motorrad WorldSBK Team	BMW M1000 RR		1'29.022	1.386	0.043	8	162,688	268,7
9	31 G. GERLOFF	USA	Bonovo Action BMW	BMW M1000 RR	IND	1'29.199	1.563	0.177	14	162,365	271,4
10	5 P. OETTL	GER	Team GoEleven	Ducati Panigale V4R	IND	1'29.525	1.889	0.326	16	161,774	267,3
11	87 R. GARDNER	AUS	GYTR GRT Yamaha WorldSBK Team	Yamaha YZF R1	IND	1'29.598	1.962	0.073	14	161,642	264,7
12	77 D. AEGERTER	SUI	GYTR GRT Yamaha WorldSBK Team	Yamaha YZF R1	IND	1'29.719	2.083	0.121	8	161,424	264,1
13	7 I. LECUONA	ESP	Team HRC	Honda CBR1000 RR-R		1'29.879	2.243	0.160	8	161,137	265,4
14	9 D. PETRUCCI	ITA	Barni Spark Racing Team	Ducati Panigale V4R	IND	1'29.982	2.346	0.103	12	160,952	270,7
15	76 L. BAZ	FRA	Bonovo Action BMW	BMW M1000 RR	IND	1'30.002	2.366	0.020	14	160,916	262,8
16	97 X. VIERGE	ESP	Team HRC	Honda CBR1000 RR-R		1'30.031	2.395	0.029	13	160,865	268,0
17	28 B. RAY	GBR	Yamaha Motoxrcing WorldSBK Team	Yamaha YZF R1	IND	1'30.043	2.407	0.012	11	160,843	263,4
18	35 H. SYHRIN	MAS	PETRONAS MIE Racing Honda Team	Honda CBR1000 RR-R	IND	1'31.296	3.660	1.253	12	158,636	262,8
19	52 O. KONIG	CZE	Orelac Racing MOVISIO	Kawasaki ZX-10RR	IND	1'31.503	3.867	0.207	14	158,277	259,6
20	51 E. GRANADO	BRA	PETRONAS MIE Racing Honda Team	Honda CBR1000 RR-R	IND	1'31.623	3.987	0.120	11	158,069	259,6
21	21 M. RINALDI	ITA	Aruba.it Racing - Ducati	Ducati Panigale V4R		1'31.808	4.172	0.185	14	157,751	270,0
----- Out 105% in this Session -----											
22	34 L. BALDASSARRI	ITA	GMT94 Yamaha	Yamaha YZF R1	IND	1'32.736	5.100	0.928	14	156,172	259,6
23	53 T. RABAT	ESP	Kawasaki Puccetti Racing	Kawasaki ZX-10RR	IND	1'32.853	5.217	0.117	18	155,976	258,4
24	32 I. VINALES	ESP	TPR Team Pedercini Racing	Kawasaki ZX-10RR	IND	1'32.894	5.258	0.041	9	155,907	258,4

Qualifying Lap Time (105% of 1'27.636): **1'32.018**

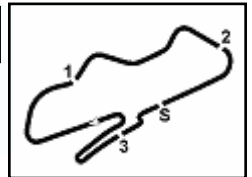
AIR	Humidity:	76%	Temp:	16°C
TRACK	Condition:	Dry	Temp:	18°C

Records	Pole	(SP)	2022	J.Rea	1'26.080	168,250	Km/h
	Race	(SPRC)	2022	T.Razgatlioglu	1'26.767	166,920	Km/h
	All Times	(SP)	2022	J.Rea	1'26.080	168,250	Km/h

Start 09:00 End 09:32 The results are provisional until the end of the time limit for protests and appeals and the completion of the technical checks.

These data/results cannot be reproduced, stored and/or transmitted in whole or in part by any manner of electronic, mechanical, photocopying, recording, broadcasting or otherwise now known or herein after developed without the previous express consent by the copyright owner, except for reproduction in daily press and regular printed publications on sale to the public within 60 days of the event related to those data/results and always provided that copyright symbol appears together as follows below.

© DORNA WSBK ORGANIZATION Srl 2023



Prosecco DOC UK Round, 30 June - 2 July 2023

Results Free Practice 3rd Session

Session Highlights

Local Time	No. Rider	Description
08.46.47		Patches of water on some parts of the Track
09.00.00		Start
09.00.05		WorldSBK Pit Intervention Time: 48secs
09.25.39	77 D. AEGERTER	Current Lap Cancelled - Exceeded Track Limits - Turn 9
09.30.38	52 D. KONIG	Crashed - Turn 3
09.32.28		End Of Session

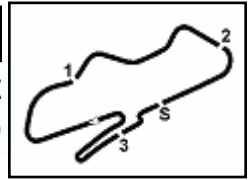
Fastest Laps Sequence

No.	Rider	Nat	Team	Bike	Local Time	Time	Gap	Avg
1	A. BAUTISTA	ESP	Aruba.it Racing - Ducati	Ducati Panigale V4R	09:03'34.782	1'40.671		143,863
9	D. PETRUCCI	ITA	Barni Spark Racing Team	Ducati Panigale V4R	09:03'35.367	1'40.470	-0.201	144,150
1	A. BAUTISTA	ESP	Aruba.it Racing - Ducati	Ducati Panigale V4R	09:05'13.327	1'38.545	-1.925	146,966
9	D. PETRUCCI	ITA	Barni Spark Racing Team	Ducati Panigale V4R	09:05'13.790	1'38.423	-0.122	147,149
54	T. RAZGATLIOGLU	TUR	Pata Yamaha Prometeon WorldSBK	Yamaha YZF R1	09:05'43.369	1'36.747	-1.676	149,698
1	A. BAUTISTA	ESP	Aruba.it Racing - Ducati	Ducati Panigale V4R	09:06'48.621	1'35.294	-1.453	151,980
1	A. BAUTISTA	ESP	Aruba.it Racing - Ducati	Ducati Panigale V4R	09:08'21.467	1'32.846	-2.448	155,987
1	A. BAUTISTA	ESP	Aruba.it Racing - Ducati	Ducati Panigale V4R	09:09'53.315	1'31.848	-0.998	157,682
1	A. BAUTISTA	ESP	Aruba.it Racing - Ducati	Ducati Panigale V4R	09:11'24.788	1'31.473	-0.375	158,329
65	J. REA	GBR	Kawasaki Racing Team WorldSBK	Kawasaki ZX-10RR	09:16'20.757	1'31.314	-0.159	158,604
65	J. REA	GBR	Kawasaki Racing Team WorldSBK	Kawasaki ZX-10RR	09:17'50.952	1'30.195	-1.119	160,572
55	A. LOCATELLI	ITA	Pata Yamaha Prometeon WorldSBK	Yamaha YZF R1	09:19'21.549	1'29.869	-0.326	161,155
65	J. REA	GBR	Kawasaki Racing Team WorldSBK	Kawasaki ZX-10RR	09:20'53.994	1'29.862	-0.007	161,167
55	A. LOCATELLI	ITA	Pata Yamaha Prometeon WorldSBK	Yamaha YZF R1	09:22'21.427	1'29.793	-0.069	161,291
65	J. REA	GBR	Kawasaki Racing Team WorldSBK	Kawasaki ZX-10RR	09:22'23.260	1'29.266	-0.527	162,243
22	A. LOWES	GBR	Kawasaki Racing Team WorldSBK	Kawasaki ZX-10RR	09:22'23.394	1'28.918	-0.348	162,878
65	J. REA	GBR	Kawasaki Racing Team WorldSBK	Kawasaki ZX-10RR	09:23'52.027	1'28.767	-0.151	163,155
22	A. LOWES	GBR	Kawasaki Racing Team WorldSBK	Kawasaki ZX-10RR	09:25'21.362	1'28.455	-0.312	163,731
54	T. RAZGATLIOGLU	TUR	Pata Yamaha Prometeon WorldSBK	Yamaha YZF R1	09:28'27.733	1'28.320	-0.135	163,981
65	J. REA	GBR	Kawasaki Racing Team WorldSBK	Kawasaki ZX-10RR	09:29'49.675	1'28.253	-0.067	164,105
1	A. BAUTISTA	ESP	Aruba.it Racing - Ducati	Ducati Panigale V4R	09:29'55.342	1'27.636	-0.617	165,261

Start 09:00 End 09:32 The results are provisional until the end of the time limit for protests and appeals and the completion of the technical checks.

These data/results cannot be reproduced, stored and/or transmitted in whole or in part by any manner of electronic, mechanical, photocopying, recording, broadcasting or otherwise now known or herein after developed without the previous express consent by the copyright owner, except for reproduction in daily press and regular printed publications on sale to the public within 60 days of the event related to those data/results and always provided that copyright symbol appears together as follows below.

© DORNA WSBK ORGANIZATION Srl 2023



Prosecco DOC UK Round, 30 June - 2 July 2023

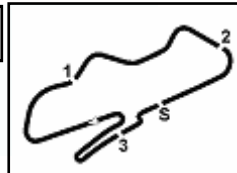
Free Practices Combined Results

No.	Rider	Nat	Team	Bike	Class	FP1	FP2	FP3	Time	Gap	Rel.	Avg	LL
1	65 J. REA	GBR	Kawasaki Racing Team WorldSBK	Kawasaki ZX-10RR		1'27.627		1'28.253	1'27.627			165,278	23
2	1 A. BAUTISTA	ESP	Aruba.it Racing - Ducati	Ducati Panigale V4R		1'28.143		1'27.636	1'27.636	0.009	0.009	165,261	34
3	54 T. RAZGATLIOGLU	TUR	Pata Yamaha Prometeon WorldSBK	Yamaha YZF R1		1'27.679	1'27.639	1'27.780	1'27.639	0.012	0.003	165,255	36
4	5 P. OETTL	GER	Team GoEleven	Ducati Panigale V4R	IND	1'27.757		1'29.525	1'27.757	0.130	0.118	165,033	33
5	47 A. BASSANI	ITA	Motocorsa Racing	Ducati Panigale V4R	IND	1'28.796	1'27.781	1'28.824	1'27.781	0.154	0.024	164,988	26
6	22 A. LOWES	GBR	Kawasaki Racing Team WorldSBK	Kawasaki ZX-10RR		1'27.857		1'28.455	1'27.857	0.230	0.076	164,845	25
7	28 B. RAY	GBR	Yamaha Motoxrcing WorldSBK Team	Yamaha YZF R1	IND	1'28.057		1'30.043	1'28.057	0.430	0.200	164,471	27
8	66 T. SYKES	GBR	ROKiT BMW Motorrad WorldSBK Team	BMW M1000 RR		1'28.108		1'29.022	1'28.108	0.481	0.051	164,376	20
9	55 A. LOCATELLI	ITA	Pata Yamaha Prometeon WorldSBK	Yamaha YZF R1		1'28.571	1'40.739	1'28.366	1'28.366	0.739	0.258	163,896	38
10	21 M. RINALDI	ITA	Aruba.it Racing - Ducati	Ducati Panigale V4R		1'28.552		1'31.808	1'28.552	0.925	0.186	163,551	30
11	7 I. LECUONA	ESP	Team HRC	Honda CBR1000 RR-R		1'28.633		1'29.879	1'28.633	1.006	0.081	163,402	25
12	31 G. GERLOFF	USA	Bonovo Action BMW	BMW M1000 RR	IND	1'28.637		1'29.199	1'28.637	1.010	0.004	163,395	33
13	45 S. REDDING	GBR	ROKiT BMW Motorrad WorldSBK Team	BMW M1000 RR		1'28.740		1'28.979	1'28.740	1.113	0.103	163,205	27
14	9 D. PETRUCCI	ITA	Barni Spark Racing Team	Ducati Panigale V4R	IND	1'28.776		1'29.982	1'28.776	1.149	0.036	163,139	26
15	76 L. BAZ	FRA	Bonovo Action BMW	BMW M1000 RR	IND	1'28.927		1'30.002	1'28.927	1.300	0.151	162,862	32
16	87 R. GARDNER	AUS	GYTR GRT Yamaha WorldSBK Team	Yamaha YZF R1	IND	1'29.149		1'29.598	1'29.149	1.522	0.222	162,456	26
17	97 X. VIERGE	ESP	Team HRC	Honda CBR1000 RR-R		1'29.671		1'30.031	1'29.671	2.044	0.522	161,510	30
18	77 D. AEGERTER	SUI	GYTR GRT Yamaha WorldSBK Team	Yamaha YZF R1	IND	1'30.041	1'43.937	1'29.719	1'29.719	2.092	0.048	161,424	33
19	32 I. VINALES	ESP	TPR Team Pedercini Racing	Kawasaki ZX-10RR	IND	1'30.124		1'32.894	1'30.124	2.497	0.405	160,699	22
20	34 L. BALDASSARRI	ITA	GMT94 Yamaha	Yamaha YZF R1	IND	1'30.289	1'43.634	1'32.736	1'30.289	2.662	0.165	160,405	38
21	53 T. RABAT	ESP	Kawasaki Puccetti Racing	Kawasaki ZX-10RR	IND	1'30.686		1'32.853	1'30.686	3.059	0.397	159,703	38
22	35 H. SYHRIN	MAS	PETRONAS MIE Racing Honda Team	Honda CBR1000 RR-R	IND	1'30.848	1'42.420	1'31.296	1'30.848	3.221	0.162	159,418	37
23	51 E. GRANADO	BRA	PETRONAS MIE Racing Honda Team	Honda CBR1000 RR-R	IND	1'31.166	1'43.873	1'31.623	1'31.166	3.539	0.318	158,862	32
24	52 D. KONIG	CZE	Orelac Racing MOVISIO	Kawasaki ZX-10RR	IND	1'31.176		1'31.503	1'31.176	3.549	0.010	158,844	28

01/07/2023

These data/results cannot be reproduced, stored and/or transmitted in whole or in part by any manner of electronic, mechanical, photocopying, recording, broadcasting or otherwise now known or herein after developed without the previous express consent by the copyright owner, except for reproduction in daily press and regular printed publications on sale to the public within 60 days of the event related to those data/results and always provided that copyright symbol appears together as follows below.

© DORNA WSBK ORGANIZATION Srl 2023



Donington Park 4.023 m

Prosecco DOC UK Round, 30 June - 2 July 2023

Best Sectors & Speed Free Practice 3rd Session

BEST LAP

1	1 A. BAUTISTA	Ducati Panigale V4R	1'27.636
2	54 T. RAZGATLIOGLU	Yamaha YZF R1	1'27.780
3	65 J. REA	Kawasaki ZX-10RR	1'28.253
4	55 A. LOCATELLI	Yamaha YZF R1	1'28.366
5	22 A. LOWES	Kawasaki ZX-10RR	1'28.455
6	47 A. BASSANI	Ducati Panigale V4R	1'28.824
7	45 S. REDDING	BMW M1000 RR	1'28.979
8	66 T. SYKES	BMW M1000 RR	1'29.022
9	31 G. GERLOFF	BMW M1000 RR	1'29.199
10	5 P. OETTL	Ducati Panigale V4R	1'29.525
11	87 R. GARDNER	Yamaha YZF R1	1'29.598
12	77 D. AEGERTER	Yamaha YZF R1	1'29.719
13	7 I. LECUONA	Honda CBR1000 RR-R	1'29.879
14	9 D. PETRUCCI	Ducati Panigale V4R	1'29.982
15	76 L. BAZ	BMW M1000 RR	1'30.000
16	97 X. VIERGE	Honda CBR1000 RR-R	1'30.031
17	28 B. RAY	Yamaha YZF R1	1'30.043
18	35 H. SYHRIN	Honda CBR1000 RR-R	1'31.296
19	52 D. KONIG	Kawasaki ZX-10RR	1'31.503
20	51 E. GRANADO	Honda CBR1000 RR-R	1'31.623
21	21 M. RINALDI	Ducati Panigale V4R	1'31.808
22	34 L. BALDASSARRI	Yamaha YZF R1	1'32.736
23	53 T. RABAT	Kawasaki ZX-10RR	1'32.853
24	32 I. VINALES	Kawasaki ZX-10RR	1'32.894

SPEED

1	1 A. BAUTISTA	Ducati Panigale V4R	272,7
2	31 G. GERLOFF	BMW M1000 RR	271,4
3	9 D. PETRUCCI	Ducati Panigale V4R	270,7
4	21 M. RINALDI	Ducati Panigale V4R	270,0
5	47 A. BASSANI	Ducati Panigale V4R	269,3
6	66 T. SYKES	BMW M1000 RR	268,7
7	97 X. VIERGE	Honda CBR1000 RR-R	268,0
8	22 A. LOWES	Kawasaki ZX-10RR	268,0
9	5 P. OETTL	Ducati Panigale V4R	267,3
10	54 T. RAZGATLIOGLU	Yamaha YZF R1	267,3
11	55 A. LOCATELLI	Yamaha YZF R1	266,7
12	65 J. REA	Kawasaki ZX-10RR	266,7
13	45 S. REDDING	BMW M1000 RR	266,0
14	7 I. LECUONA	Honda CBR1000 RR-R	265,4
15	87 R. GARDNER	Yamaha YZF R1	264,7
16	77 D. AEGERTER	Yamaha YZF R1	264,1
17	28 B. RAY	Yamaha YZF R1	263,4
18	35 H. SYHRIN	Honda CBR1000 RR-R	262,8
19	76 L. BAZ	BMW M1000 RR	262,8
20	52 D. KONIG	Kawasaki ZX-10RR	259,6
21	34 L. BALDASSARRI	Yamaha YZF R1	259,6
22	51 E. GRANADO	Honda CBR1000 RR-R	259,6
23	32 I. VINALES	Kawasaki ZX-10RR	258,4
24	53 T. RABAT	Kawasaki ZX-10RR	258,4

SEG. 1

1	1 A. BAUTISTA	18.859
2	65 J. REA	18.949
3	22 A. LOWES	18.964
4	54 T. RAZGATLIOGLU	19.064
5	47 A. BASSANI	19.098
6	55 A. LOCATELLI	19.121
7	66 T. SYKES	19.123
8	87 R. GARDNER	19.134
9	9 D. PETRUCCI	19.205
10	28 B. RAY	19.210
11	77 D. AEGERTER	19.221
12	45 S. REDDING	19.237
13	5 P. OETTL	19.276
14	7 I. LECUONA	19.310
15	31 G. GERLOFF	19.410
16	97 X. VIERGE	19.441
17	52 D. KONIG	19.541
18	51 E. GRANADO	19.658
19	76 L. BAZ	19.703
20	35 H. SYHRIN	19.718
21	21 M. RINALDI	19.882
22	32 I. VINALES	20.027
23	34 L. BALDASSARRI	20.094
24	53 T. RABAT	20.175

SEG. 2

1	54 T. RAZGATLIOGLU	24.161
2	55 A. LOCATELLI	24.294
3	1 A. BAUTISTA	24.304
4	47 A. BASSANI	24.349
5	65 J. REA	24.358
6	22 A. LOWES	24.427
7	31 G. GERLOFF	24.582
8	45 S. REDDING	24.613
9	66 T. SYKES	24.667
10	5 P. OETTL	24.678
11	77 D. AEGERTER	24.736
12	76 L. BAZ	24.812
13	87 R. GARDNER	24.814
14	28 B. RAY	24.840
15	9 D. PETRUCCI	24.842
16	7 I. LECUONA	24.852
17	97 X. VIERGE	24.913
18	35 H. SYHRIN	25.163
19	51 E. GRANADO	25.222
20	21 M. RINALDI	25.323
21	32 I. VINALES	25.525
22	52 D. KONIG	25.526
23	34 L. BALDASSARRI	25.622
24	53 T. RABAT	25.727

SEG. 3

1	1 A. BAUTISTA	21.889
2	54 T. RAZGATLIOGLU	21.925
3	22 A. LOWES	22.056
4	65 J. REA	22.105
5	47 A. BASSANI	22.146
6	31 G. GERLOFF	22.160
7	55 A. LOCATELLI	22.163
8	45 S. REDDING	22.249
9	66 T. SYKES	22.260
10	76 L. BAZ	22.450
11	5 P. OETTL	22.453
12	97 X. VIERGE	22.522
13	87 R. GARDNER	22.543
14	77 D. AEGERTER	22.625
15	7 I. LECUONA	22.635
16	9 D. PETRUCCI	22.711
17	28 B. RAY	22.747
18	51 E. GRANADO	22.844
19	35 H. SYHRIN	22.952
20	21 M. RINALDI	22.960
21	52 D. KONIG	23.026
22	34 L. BALDASSARRI	23.108
23	32 I. VINALES	23.225
24	53 T. RABAT	23.268

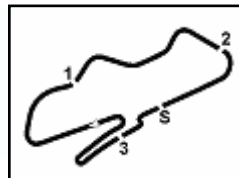
SEG. 4

1	1 A. BAUTISTA	22.584
2	54 T. RAZGATLIOGLU	22.597
3	22 A. LOWES	22.679
4	55 A. LOCATELLI	22.764
5	65 J. REA	22.791
6	31 G. GERLOFF	22.812
7	45 S. REDDING	22.880
8	47 A. BASSANI	22.895
9	76 L. BAZ	22.905
10	66 T. SYKES	22.970
11	77 D. AEGERTER	23.024
12	7 I. LECUONA	23.045
13	87 R. GARDNER	23.107
14	5 P. OETTL	23.118
15	97 X. VIERGE	23.155
16	9 D. PETRUCCI	23.191
17	28 B. RAY	23.231
18	21 M. RINALDI	23.376
19	35 H. SYHRIN	23.402
20	52 D. KONIG	23.410
21	51 E. GRANADO	23.638
22	53 T. RABAT	23.639
23	32 I. VINALES	23.657
24	34 L. BALDASSARRI	23.769

01/07/2023

These data/results cannot be reproduced, stored and/or transmitted in whole or in part by any manner of electronic, mechanical, photocopying, recording, broadcasting or otherwise now known or herein after developed without the previous express consent by the copyright owner, except for reproduction in daily press and regular printed publications on sale to the public within 60 days of the event related to those data/results and always provided that copyright symbol appears together as follows below.

© DORNA WSBK ORGANIZATION Srl 2023



Donington Park 4.023 m

Prosecco DOC UK Round, 30 June - 2 July 2023

Ideal Times Free Practice 3rd Session

No.	Rider	Nat	Bike	Seg. 1	Seg. 2	Seg. 3	Seg. 4	Ideal Time			
				Diff. 1	Diff. 2	Diff. 3	Diff. 4	Best Lap	Pos.	Diff.	
1	1 A. BAUTISTA	ESP	Ducati Panigale V4R	18.859	24.304	21.889	22.584	1'27.636	1'27.636	1	
2	54 T. RAZGATLIOGLU	TUR	Yamaha YZF R1	19.064	24.161	21.925 +0.033	22.597	1'27.747	1'27.780	2	0.033
3	22 A. LOWES	GBR	Kawasaki ZX-10RR	18.964 +0.108	24.427 +0.088	22.056 +0.133	22.679	1'28.126	1'28.455	5	0.329
4	65 J. REA	GBR	Kawasaki ZX-10RR	18.949 +0.007	24.358	22.105 +0.022	22.791 +0.021	1'28.203	1'28.253	3	0.050
5	55 A. LOCATELLI	ITA	Yamaha YZF R1	19.121 +0.024	24.294	22.163	22.764	1'28.342	1'28.366	4	0.024
6	47 A. BASSANI	ITA	Ducati Panigale V4R	19.098	24.349	22.146 +0.192	22.895 +0.144	1'28.488	1'28.824	6	0.336
7	31 G. GERLOFF	USA	BMW M1000 RR	19.410 +0.003	24.582	22.160	22.812 +0.232	1'28.964	1'29.199	9	0.235
8	45 S. REDDING	GBR	BMW M1000 RR	19.237	24.613	22.249	22.880	1'28.979	1'28.979	7	
9	66 T. SYKES	GBR	BMW M1000 RR	19.123	24.667	22.260 +0.002	22.970	1'29.020	1'29.022	8	0.002
10	5 P. OETTL	GER	Ducati Panigale V4R	19.276	24.678	22.453	23.118	1'29.525	1'29.525	10	
11	87 R. GARDNER	AUS	Yamaha YZF R1	19.134	24.814	22.543	23.107	1'29.598	1'29.598	11	
12	77 D. AEGERTER	SUI	Yamaha YZF R1	19.221	24.736 +0.021	22.625	23.024 +0.092	1'29.606	1'29.719	12	0.113
13	7 I. LECUONA	ESP	Honda CBR1000 RR-R	19.310	24.852 +0.037	22.635	23.045	1'29.842	1'29.879	13	0.037
14	76 L. BAZ	FRA	BMW M1000 RR	19.703 +0.132	24.812	22.450	22.905	1'29.870	1'30.002	15	0.132
15	9 D. PETRUCCI	ITA	Ducati Panigale V4R	19.205	24.842	22.711 +0.033	23.191	1'29.949	1'29.982	14	0.033
16	28 B. RAY	GBR	Yamaha YZF R1	19.210	24.840	22.747 +0.015	23.231	1'30.028	1'30.043	17	0.015
17	97 X. VIERGE	ESP	Honda CBR1000 RR-R	19.441	24.913	22.522	23.155	1'30.031	1'30.031	16	
18	35 H. SYHRIN	MAS	Honda CBR1000 RR-R	19.718	25.163	22.952	23.402 +0.061	1'31.235	1'31.296	18	0.061
19	51 E. GRANADO	BRA	Honda CBR1000 RR-R	19.658 +0.009	25.222 +0.252	22.844	23.638	1'31.362	1'31.623	20	0.261
20	52 D. KONIG	CZE	Kawasaki ZX-10RR	19.541	25.526	23.026	23.410	1'31.503	1'31.503	19	
21	21 M. RINALDI	ITA	Ducati Panigale V4R	19.882 +0.004	25.323 +0.263	22.960	23.376	1'31.541	1'31.808	21	0.267
22	32 I. VINALES	ESP	Kawasaki ZX-10RR	20.027 +0.244	25.525	23.225 +0.137	23.657 +0.079	1'32.434	1'32.894	24	0.460
23	34 L. BALDASSARRI	ITA	Yamaha YZF R1	20.094	25.622	23.108 +0.106	23.769 +0.037	1'32.593	1'32.736	22	0.143
24	53 T. RABAT	ESP	Kawasaki ZX-10RR	20.175	25.727	23.268 +0.044	23.639	1'32.809	1'32.853	23	0.044
Overall Ideal Time				18.859	24.161	21.889	22.584	1'27.493			

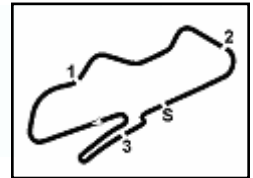
01/07/2023

These data/results cannot be reproduced, stored and/or transmitted in whole or in part by any manner of electronic, mechanical, photocopying, recording, broadcasting or otherwise now known or herein after developed without the previous express consent by the copyright owner, except for reproduction in daily press and regular printed publications on sale to the public within 60 days of the event related to those data/results and always provided that copyright symbol appears together as follows below.

© DORNA WSBK ORGANIZATION Srl 2023

FIGR PERUGIA TIMING





Prosecco DOC UK Round, 30 June - 2 July 2023

Chronological Analysis Free Practice 3rd Session

1° 1 A. BAUTISTA [1'27.636]							
Lap	Seg1	Seg2	Seg3	Seg4	Lap Time	km/h	Local Time
1		29.243	25.085	27.528		249,4	9:01'54.111
2	22.364	28.217	24.522	25.568	1'40.671	257,1	9:03'34.782
3	21.968	27.836	23.752	24.989	1'38.545	264,7	9:05'13.327
4	21.290	26.744	23.150	24.110	1'35.294	270,7	9:06'48.621
5	20.352	25.908	22.891	23.695	1'32.846	270,7	9:08'21.467
6	20.108	25.735	22.700	23.305	1'31.848	272,7	9:09'53.315
7	19.774	25.629	22.667	23.403	1'31.473	272,7	9:11'24.788
8	19.815	26.436	22.573	23.530	1'32.354	271,4	9:12'57.142
9	20.052	25.723	22.953	23.742	1'32.470	268,7	9:14'29.612
10	19.941	25.800	22.754	23.443	1'31.938	269,3	9:16'01.550
11	19.810	25.615	22.749	23.509	1'31.683	270,7	9:17'33.233
12	19.753	25.538	22.704	23.396	1'31.391	271,4	9:19'04.624
13	19.714	25.820	23.010	23.604	1'32.148	269,3	9:20'36.772
14	20.039	26.107	23.321	29.808	1'39.275P	269,3	9:22'16.047
15	3'32.055	25.426	22.537	22.949	4'42.967P	270,0	9:26'59.014
16	19.214	24.406	22.120	22.952	1'28.692	272,7	9:28'27.706
17	18.859	24.304	21.889	22.584	1'27.636	272,7	9:29'55.342
18	18.883	24.350	21.983	22.684	1'27.900	272,7	9:31'23.242

5	19.741	25.139	22.573	23.187	1'30.640	265,4	9:17'51.680
6	19.549	24.850	22.414	23.056	1'29.869	266,0	9:19'21.549
7	19.807	24.849	22.403	23.026	1'30.085	264,7	9:20'51.634
8	19.601	24.903	22.454	22.835	1'29.793	264,7	9:22'21.427
9	19.266	24.693	22.336	22.846	1'29.141	265,4	9:23'50.568
10	19.219	24.580	22.272	22.890	1'28.961	264,7	9:25'19.529
11	19.277	24.589	22.385	22.907	1'29.158	264,7	9:26'48.687
12	20.983	24.925	22.375	22.877	1'31.160	265,4	9:28'19.847
13	19.121	24.374	22.243	23.001	1'28.739	266,7	9:29'48.586
14	19.145	24.294	22.163	22.764	1'28.366	266,7	9:31'16.952

2° 54 T. RAZGATLIOGLU [1'27.780]							
Lap	Seg1	Seg2	Seg3	Seg4	Lap Time	km/h	Local Time
1		29.107	24.659	25.612		256,5	9:04'06.622
2	21.399	27.555	23.547	24.246	1'36.747	262,1	9:05'43.369
3	21.037	26.676	23.673	24.327	1'35.713	260,2	9:07'19.082
4	21.210	26.722	23.685	24.048	1'35.665	259,6	9:08'54.747
5	22.226	27.383	23.896	25.717	1'39.222	258,4	9:10'33.969
6	20.579	25.912	23.094	23.716	1'33.301	261,5	9:12'07.270
7	20.409	26.149	23.319	23.661	1'33.538	260,9	9:13'40.808
8	20.661	26.229	23.088	23.451	1'33.429	261,5	9:15'14.237
9	20.588	26.572	23.722	28.225	1'39.107P	257,1	9:16'53.344
10	4'24.718	26.469	22.908	23.111	5'37.206P	260,9	9:22'30.550
11	19.721	25.244	22.898	22.958	1'30.821	260,2	9:24'01.371
12	19.478	24.730	22.310	22.793	1'29.311	264,7	9:25'30.682
13	19.390	24.414	22.227	22.700	1'28.731	264,7	9:26'59.413
14	19.166	24.310	22.101	22.743	1'28.320	265,4	9:28'27.733
15	19.106	24.281	21.925	22.854	1'28.166	267,3	9:29'55.899
16	19.064	24.161	21.958	22.597	1'27.780	266,0	9:31'23.679

5° 22 A. LOWES [1'28.455]							
Lap	Seg1	Seg2	Seg3	Seg4	Lap Time	km/h	Local Time
1		26.910	23.583	24.041		260,2	9:16'14.438
2	20.396	26.093	22.739	23.475	1'32.703	263,4	9:17'47.141
3	20.279	26.004	26.373	24.642	1'37.298	215,6	9:19'24.439
4	19.738	25.131	22.383	22.785	1'30.037	266,0	9:20'54.476
5	19.397	24.558	22.121	22.842	1'28.918	268,0	9:22'23.394
6	19.669	24.885	22.239	22.720	1'29.513	265,4	9:23'52.907
7	19.072	24.515	22.189	22.679	1'28.455	264,1	9:25'21.362
8	19.209	24.453	22.193	22.734	1'28.589	264,1	9:26'49.951
9	19.171	24.544	22.056	22.761	1'28.532	264,7	9:28'18.483
10	18.964	24.427	22.578	22.731	1'28.700	258,4	9:29'47.183
11	19.184	24.447	22.233	22.756	1'28.620	263,4	9:31'15.803

3° 65 J. REA [1'28.253]							
Lap	Seg1	Seg2	Seg3	Seg4	Lap Time	km/h	Local Time
1		28.380	27.705	24.393		149,4	9:13'16.972
2	20.263	25.791	22.983	23.434	1'32.471	262,8	9:14'49.443
3	19.828	25.349	22.651	23.486	1'31.314	264,7	9:16'20.757
4	19.504	24.918	22.562	23.211	1'30.195	263,4	9:17'50.952
5	19.463	25.040	22.981	25.696	1'33.180	261,5	9:19'24.132
6	19.439	25.113	22.406	22.904	1'29.862	264,1	9:20'53.994
7	19.186	24.674	22.105	23.301	1'29.266	265,4	9:22'23.260
8	19.025	24.676	22.196	22.870	1'28.767	266,0	9:23'52.027
9	18.949	26.146	22.453	23.150	1'30.698	263,4	9:25'22.725
10	19.090	24.561	22.229	22.791	1'28.671	262,8	9:26'51.396
11	18.961	24.626	22.250	24.189	1'30.026	266,7	9:28'21.422
12	18.956	24.358	22.127	22.812	1'28.253	265,4	9:29'49.675
13	19.080	24.379	22.125	22.850	1'28.434	266,0	9:31'18.109

6° 47 A. BASSANI [1'28.824]							
Lap	Seg1	Seg2	Seg3	Seg4	Lap Time	km/h	Local Time
1		28.710	23.467	23.988		264,1	9:21'21.359
2	19.932	25.729	22.674	23.508	1'31.843	266,0	9:22'53.202
3	19.728	25.327	22.519	23.279	1'30.853	265,4	9:24'24.055
4	19.439	24.932	22.468	23.007	1'29.846	266,7	9:25'53.901
5	19.314	24.676	22.333	22.895	1'29.218	267,3	9:27'23.119
6	19.250	24.563	22.146	23.036	1'28.995	267,3	9:28'52.114
7	19.098	24.349	22.338	23.039	1'28.824	269,3	9:30'20.938

4° 55 A. LOCATELLI [1'28.366]							
Lap	Seg1	Seg2	Seg3	Seg4	Lap Time	km/h	Local Time
1		27.134	24.018	26.834		259,0	9:11'37.411
2	20.994	28.068	24.667	24.360	1'38.089	241,6	9:13'15.500
3	20.510	25.848	22.941	23.484	1'32.783	262,1	9:14'48.283
4	20.256	25.759	22.898	23.844	1'32.757	260,9	9:16'21.040

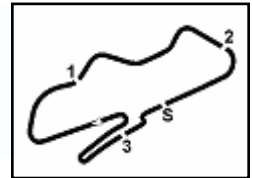
7° 45 S. REDDING [1'28.979]							
Lap	Seg1	Seg2	Seg3	Seg4	Lap Time	km/h	Local Time
1		31.283	27.217	33.768		234,8	9:02'23.607
2	10'13.066	27.953	25.012	28.150	11'34.181P	250,0	9:13'57.788
3	20.778	26.239	23.445	23.968	1'34.430	262,1	9:15'32.218
4	20.486	25.760	22.972	23.635	1'32.853	266,0	9:17'05.071
5	19.875	25.257	22.703	23.504	1'31.339	266,0	9:18'36.410
6	20.040	26.589	26.284	25.701	1'38.614	237,4	9:20'15.024
7	19.751	25.140	23.009	23.671	1'31.571	265,4	9:21'46.595
8	19.669	24.856	22.687	23.242	1'30.454	262,1	9:23'17.049
9	19.522	24.762	24.274	27.888	1'36.446P	249,4	9:24'53.495
10	2'26.775	29.756	24.011	24.905	3'45.447P	257,8	9:28'38.942
11	19.237	24.613	22.249	22.880	1'28.979	265,4	9:30'07.921

8° 66 T. SYKES [1'29.022]							
Lap	Seg1	Seg2	Seg3	Seg4	Lap Time	km/h	Local Time
1		28.122	24.900	25.154		258,4	9:18'08.777
2	20.662	26.303	23.372	27.889	1'38.226	263,4	9:19'47.003
3	20.495	26.202	23.063	28.678	1'38.438	266,0	9:21'25.441
4	20.035	25.394	22.755	23.664	1'31.848	268,0	9:22'57.289
5	19.578	25.268	22.565	23.376	1'30.787	267,3	9:24'28.076
6	19.413	24.955	22.444	23.126	1'29.938	268,0	9:25'58.014
7	19.299	24.824	22.260	23.248	1'29.631	267,3	9:27'27.645
8	19.266	24.807	22.260	23.017	1'29.350	268,7	9:28'56.995
9	19.123	24.667	22.262	22.970	1'29.022	267,3	9:30'26.017

01/07/2023 P = Pits In/Out - C = Lap Time Cancelled

These data/results cannot be reproduced, stored and/or transmitted in whole or in part by any manner of electronic, mechanical, photocopying, recording, broadcasting or otherwise now known or herein after developed without the previous express consent by the copyright owner, except for reproduction in daily press and regular printed publications on sale to the public within 60 days of the event related to those data/results and always provided that copyright symbol appears together as follows below.

© DORNA WSBK ORGANIZATION Srl 2023



Prosecco DOC UK Round, 30 June - 2 July 2023

Chronological Analysis Free Practice 3rd Session

9° 31 G. GERLOFF [1'29.199]							
Lap	Seg1	Seg2	Seg3	Seg4	Lap Time	km/h	Local Time
1		29.958	25.323	26.008		255,3	9:04'34.742
2	22.811	28.329	24.189	24.634	1'39.963	261,5	9:06'14.705
3	21.122	27.774	23.332	23.940	1'36.168	262,1	9:07'50.873
4	20.820	27.031	23.273	23.534	1'34.658	266,0	9:09'25.531
5	21.726	28.183	23.628	23.452	1'36.989	265,4	9:11'02.520
6	20.611	26.737	23.409	27.691	1'38.448P	265,4	9:12'40.968
7	4'50.561	26.621	23.356	23.371	6'03.909P	265,4	9:18'44.877
8	20.759	25.673	22.583	23.194	1'32.209	268,0	9:20'17.086
9	19.773	25.249	22.418	23.055	1'30.495	271,4	9:21'47.581
10	19.611	25.037	22.649	23.003	1'30.300	267,3	9:23'17.881
11	19.674	24.738	22.517	22.812	1'29.741	264,1	9:24'47.622
12	19.612	24.826	22.597	22.879	1'29.914	268,0	9:26'17.536
13	19.534	24.978	22.434	22.932	1'29.878	270,0	9:27'47.414
14	19.410	24.713	22.261	22.874	1'29.258	270,0	9:29'16.672
15	19.413	24.582	22.160	23.044	1'29.199	266,7	9:30'45.871

6	19.573	25.056	26.920	24.437	1'35.986C	261,5	9:26'02.124
7	19.582	24.975	22.791	23.311	1'30.659	263,4	9:27'32.783
8	19.324	24.736	22.673	23.024	1'29.757	264,1	9:29'02.540
9	19.221	24.757	22.625	23.116	1'29.719	262,8	9:30'32.259

10° 5 P. DETTL [1'29.525]							
Lap	Seg1	Seg2	Seg3	Seg4	Lap Time	km/h	Local Time
1		30.386	26.203	26.388		247,7	9:02'29.894
2	22.804	29.168	25.181	25.645	1'42.798	259,6	9:04'12.692
3	23.185	28.185	24.286	24.805	1'40.461	262,1	9:05'53.153
4	21.393	28.266	24.061	25.149	1'38.869	262,1	9:07'32.022
5	21.004	27.810	23.868	24.482	1'37.164	265,4	9:09'09.186
6	20.992	26.986	23.756	24.204	1'35.938	266,7	9:10'45.124
7	20.757	26.311	23.388	24.525	1'34.981	267,3	9:12'20.105
8	20.843	26.987	23.341	24.317	1'35.488	266,0	9:13'55.593
9	20.282	25.979	23.060	24.000	1'33.321	264,1	9:15'28.914
10	20.274	25.404	23.460	24.206	1'33.344	266,7	9:17'02.258
11	20.153	25.310	23.019	23.777	1'32.259	265,4	9:18'34.517
12	20.435	26.176	23.336	28.603	1'38.550P	262,8	9:20'13.067
13	3'29.044	25.455	22.943	23.438	4'40.880P	265,4	9:24'53.947
14	19.664	25.533	23.095	23.570	1'31.862	263,4	9:26'25.809
15	19.584	24.930	22.576	23.289	1'30.379	266,0	9:27'56.188
16	19.455	24.721	22.525	23.190	1'29.891	266,0	9:29'26.079
17	19.276	24.678	22.453	23.118	1'29.525	266,0	9:30'55.604

13° 7 I. LECUONA [1'29.879]							
Lap	Seg1	Seg2	Seg3	Seg4	Lap Time	km/h	Local Time
1			27.103	24.063	24.980	259,6	9:18'33.807
2	20.659	25.963	23.222	23.700	1'33.544	265,4	9:20'07.351
3	20.324	25.306	22.917	23.200	1'31.747	264,1	9:21'39.098
4	19.785	25.093	22.752	23.665	1'31.295	262,1	9:23'10.393
5	19.491	24.994	22.724	23.152	1'30.361	265,4	9:24'40.754
6	19.368	24.852	22.727	23.063	1'30.010	263,4	9:26'10.764
7	19.310	24.889	22.635	23.045	1'29.879	264,1	9:27'40.643
8	19.390	24.865	24.790	23.610	1'32.655	254,7	9:29'13.298
9	19.348	24.876	22.937	23.115	1'30.276	262,8	9:30'43.574

11° 87 R. GARDNER [1'29.598]							
Lap	Seg1	Seg2	Seg3	Seg4	Lap Time	km/h	Local Time
1		32.334	26.313	28.258		242,7	9:02'03.666
2	22.684	29.333	25.478	25.709	1'43.204	248,8	9:03'46.870
3	21.479	27.751	24.752	24.917	1'38.899	252,9	9:05'25.769
4	21.431	28.157	24.386	29.895	1'53.869	150,2	9:07'19.638
5	21.351	27.023	23.757	24.226	1'36.357	260,9	9:08'55.995
6	21.258	27.573	24.292	25.486	1'38.609	254,1	9:10'34.604
7	20.481	26.062	23.174	23.634	1'33.351	262,1	9:12'07.955
8	20.602	26.621	24.644	25.051	1'36.918	259,0	9:13'44.873
9	20.366	26.448	23.234	23.657	1'33.705	264,1	9:15'18.578
10	20.008	26.024	23.387	25.135	1'34.554	260,2	9:16'53.132
11	22.048	28.123	26.387	25.671	1'42.229	242,7	9:18'35.361
12	20.098	25.984	23.289	28.794	1'38.165P	260,2	9:20'13.526
13	5'30.934	27.706	25.822	23.960	6'48.422P	205,7	9:27'01.948
14	19.286	25.376	22.709	23.319	1'30.690	264,1	9:28'32.638
15	19.134	24.814	22.543	23.107	1'29.598	264,7	9:30'02.236

14° 9 D. PETRUCCI [1'29.982]							
Lap	Seg1	Seg2	Seg3	Seg4	Lap Time	km/h	Local Time
1			29.201	25.140	26.894	262,8	9:01'54.897
2	22.365	28.309	24.359	25.437	1'40.470	265,4	9:03'35.367
3	21.874	27.843	23.817	24.889	1'38.423	264,7	9:05'13.790
4	21.218	26.652	23.464	24.106	1'35.440	269,3	9:06'49.230
5	20.381	25.917	23.042	23.534	1'32.874	270,7	9:08'22.104
6	20.271	25.654	22.917	23.361	1'32.203	268,7	9:09'54.307
7	21.550	28.455	24.731	32.855	1'47.591P	243,8	9:11'41.898
8	10'18.873	25.371	22.908	23.433	1'30.585P	264,7	9:23'12.483
9	19.478	25.143	22.711	23.277	1'30.609	264,1	9:24'43.092
10	19.285	24.848	22.795	23.235	1'30.163	261,5	9:26'13.255
11	19.205	24.842	22.744	23.191	1'29.982	263,4	9:27'43.237
12	21.045	25.642	22.848	24.574	1'34.109	264,1	9:29'17.346
13	19.500	25.397	22.980	23.600	1'31.477	267,3	9:30'48.823

12° 77 D. AEGERTER [1'29.719]							
Lap	Seg1	Seg2	Seg3	Seg4	Lap Time	km/h	Local Time
1		28.739	24.814	25.388		252,9	9:18'14.925
2	21.232	26.515	24.255	24.016	1'36.018	260,2	9:19'50.943
3	20.480	25.957	23.108	23.158	1'32.703	264,1	9:21'23.646
4	20.059	25.468	23.082	23.050	1'31.659	260,9	9:22'55.305
5	19.649	25.140	22.894	23.150	1'30.833	260,9	9:24'26.138

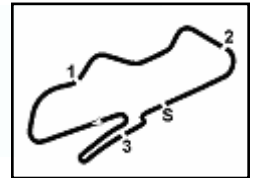
15° 76 L. BAZ [1'30.002]							
Lap	Seg1	Seg2	Seg3	Seg4	Lap Time	km/h	Local Time
1		31.339	25.756	26.297		253,5	9:02'32.068
2	22.510	29.151	24.898	25.063	1'41.622	258,4	9:04'13.690
3	21.607	28.199	24.235	24.483	1'38.524	257,8	9:05'52.214
4	21.887	28.195	24.481	28.929	1'43.492P	257,8	9:07'35.706
5	3'39.371	27.826	23.711	24.068	4'54.976P	260,2	9:12'30.682
6	20.733	27.017	23.657	23.918	1'35.325	260,9	9:14'06.007
7	20.665	26.806	23.699	23.449	1'34.619	259,6	9:15'40.626
8	20.714	26.948	23.495	26.983	1'38.140	246,6	9:17'18.766
9	20.314	26.153	22.999	23.374	1'32.840	260,9	9:18'51.606
10	19.978	25.902	23.231	23.923	1'33.034	257,8	9:20'24.640
11	20.364	25.901	23.041	23.437	1'32.743	260,9	9:21'57.383
12	20.533	26.366	24.106	28.830	1'39.835P	252,3	9:23'37.218
13	2'27.611	26.718	23.600	23.678	3'41.607P	259,0	9:27'18.825
14	19.703	25.348	22.529	22.939	1'30.519	262,1	9:28'49.344
15	19.835	24.812	22.450	22.905	1'30.002	262,8	9:30'19.346

01/07/2023 P = Pits In/Out - C = Lap Time Cancelled

16° 97 X. VIERGE [1'30.031]							
Lap	Seg1	Seg2	Seg3	Seg4	Lap Time	km/h	Local Time
1			29.915	26.077	26.593	248,8	9:07'43.998
2	22.514	28.459	24.977	25.214	1'41.164	253,5	9:09'25.162
3	21.803	28.247	24.464	24.291	1'38.805	259,0	9:11'03.967
4	21.107	27.033	23.785	24.151	1'36.076	265,4	9:12'40.043
5	20.789	26.605	23.551	24.128	1'35.073	262,8	9:14'15.116
6	20.375	26.127	23.362	23.745	1'33.609	262,8	9:15'48.725
7	20.100	25.890	23.644	23.625	1'33.259	262,1	9:17'21.984
8	20.090	25.768	22.919	23.557	1'32.334	266,7	9:18'54.318
9	19.812	25.404	22.822	23.667	1'31.705	268,0	9:20'26.023

These data/results cannot be reproduced, stored and/or transmitted in whole or in part by any manner of electronic, mechanical, photocopying, recording, broadcasting or otherwise now known or herein after developed without the previous express consent by the copyright owner, except for reproduction in daily press and regular printed publications on sale to the public within 60 days of the event related to those data/results and always provided that copyright symbol appears together as follows below.

© DORNA WSBK ORGANIZATION Srl 2023



Donington Park 4.023 m

Prosecco DOC UK Round, 30 June - 2 July 2023

Chronological Analysis Free Practice 3rd Session

3 / 4

10	20.032	26.076	23.287	23.668	1'33.063	264,7	9:21'59.086
11	20.468	25.977	23.335	23.592	1'33.372	262,8	9:23'32.458
12	19.861	25.286	22.854	27.640	1'35.641P	261,5	9:25'08.099
13	2'40.573	25.340	22.559	23.274	3'51.746P	265,4	9:28'59.845
14	19.441	24.913	22.522	23.155	1'30.031	265,4	9:30'29.876

6	20.348	28.072	23.666	24.192	1'36.278	254,1	9:18'09.570
7	20.479	26.221	23.249	31.583	1'41.532P	255,9	9:19'51.102
8	3'07.313	27.760	23.764	24.434	4'23.271P	253,5	9:24'14.373
9	20.218	25.499	23.129	23.821	1'32.667	257,1	9:25'47.040
10	19.833	26.054	23.395	23.980	1'33.262	256,5	9:27'20.302
11	19.667	25.474	22.844	23.638	1'31.623	259,6	9:28'51.925
12	19.658	25.222	30.623	23.753	1'39.256	189,8	9:30'31.181

17° 28 B. RAY [1'30.043]

Lap	Seg1	Seg2	Seg3	Seg4	Lap Time	km/h	Local Time
1		33.789	28.966	37.313		206,9	9:02'20.339
2	11'44.700	28.766	24.987	26.297	13'04.750P	251,2	9:15'25.089
3	21.746	26.814	24.183	25.217	1'37.960	255,9	9:17'03.049
4	20.258	25.729	23.215	24.027	1'33.229	259,6	9:18'36.278
5	19.999	25.520	23.136	24.172	1'32.827	262,1	9:20'09.105
6	19.819	25.076	22.763	23.438	1'31.096	263,4	9:21'40.201
7	19.586	25.090	22.747	23.421	1'30.844	262,8	9:23'11.045
8	19.398	25.023	22.798	23.305	1'30.524	261,5	9:24'41.569
9	19.210	24.840	22.762	23.231	1'30.043	260,9	9:26'11.612
10	19.317	24.856	22.750	25.180	1'32.103	260,9	9:27'43.715
11	19.368	25.407	23.233	24.155	1'32.163	257,8	9:29'15.878
12	19.417	24.933	23.042	23.923	1'31.315	262,8	9:30'47.193

21° 21 M. RINALDI [1'31.808]

Lap	Seg1	Seg2	Seg3	Seg4	Lap Time	km/h	Local Time
1		32.676	26.990	33.311		231,3	9:02'43.132
2	6'39.882	28.691	25.070	25.199	7'58.842P	259,0	9:10'41.974
3	21.616	27.413	24.162	25.390	1'38.581	266,7	9:12'20.555
4	20.974	27.178	23.715	24.552	1'36.419	266,0	9:13'56.974
5	20.726	26.502	23.669	24.171	1'35.068	268,0	9:15'32.042
6	20.914	26.428	23.369	24.096	1'34.807	269,3	9:17'06.849
7	20.493	26.013	23.200	23.999	1'33.705	269,3	9:18'40.554
8	20.260	25.836	23.384	23.816	1'33.296	267,3	9:20'13.850
9	20.156	25.765	23.049	23.689	1'32.659	270,0	9:21'46.509
10	19.990	25.573	24.725	24.435	1'34.723	240,0	9:23'21.232
11	19.882	25.510	23.122	23.706	1'32.220	270,0	9:24'53.452
12	19.905	25.623	23.115	27.823	1'36.466	267,3	9:26'29.918
13	19.970	25.323	23.184	23.538	1'32.015	268,0	9:28'01.933
14	19.886	25.586	22.960	23.376	1'31.808	267,3	9:29'33.741
15	19.905	25.374	22.972	23.618	1'31.869	268,0	9:31'05.610

18° 35 H. SYAHRIN [1'31.296]

Lap	Seg1	Seg2	Seg3	Seg4	Lap Time	km/h	Local Time
1		30.498	26.211	26.563		245,5	9:09'39.108
2	22.950	28.808	25.186	25.397	1'42.341	251,2	9:11'21.449
3	21.930	27.669	24.193	24.601	1'38.393	256,5	9:12'59.842
4	21.449	26.629	24.381	24.308	1'36.767	252,3	9:14'36.609
5	21.173	26.243	23.941	24.049	1'35.406	253,5	9:16'12.015
6	20.765	26.068	23.698	23.806	1'34.337	255,9	9:17'46.352
7	20.671	25.808	23.496	23.858	1'33.833	251,7	9:19'20.185
8	25.118	27.131	23.761	24.023	1'40.033	257,1	9:21'00.218
9	20.169	25.728	23.069	23.654	1'32.620	262,8	9:22'32.838
10	20.552	27.040	23.849	30.045	1'41.486P	250,0	9:24'14.324
11	2'26.932	26.579	24.789	24.474	3'42.774P	247,7	9:27'57.098
12	19.718	25.163	22.952	23.463	1'31.296	258,4	9:29'28.394
13	19.898	25.222	22.952	23.402	1'31.474	259,0	9:30'59.868

22° 34 L. BALDASSARRI [1'32.736]

Lap	Seg1	Seg2	Seg3	Seg4	Lap Time	km/h	Local Time
1		32.184	27.909	27.159		231,3	9:02'07.720
2	23.069	29.463	26.293	26.401	1'45.226	248,3	9:03'52.946
3	22.727	29.118	25.120	25.058	1'42.023	252,9	9:05'34.969
4	22.336	28.274	24.430	25.162	1'40.202	257,1	9:07'15.171
5	22.054	28.097	24.289	25.072	1'39.512	252,9	9:08'54.683
6	21.414	27.386	23.658	24.603	1'37.061	259,0	9:10'31.744
7	21.151	26.779	23.430	24.110	1'35.470	254,1	9:12'07.214
8	21.109	26.660	23.357	24.076	1'35.202	257,8	9:13'42.416
9	20.961	26.442	23.108	24.019	1'34.530	258,4	9:15'16.946
10	20.810	26.634	23.535	29.334	1'40.313P	259,6	9:16'57.259
11	5'51.296	28.669	23.424	24.639	7'08.028P	259,0	9:24'05.287
12	20.281	26.097	23.150	23.769	1'33.297	254,7	9:25'38.584
13	20.525	25.978	23.665	23.797	1'33.965	256,5	9:27'12.549
14	20.507	26.034	23.352	23.858	1'33.751	257,8	9:28'46.300
15	20.094	25.622	23.214	23.806	1'32.736	257,8	9:30'19.036

19° 52 O. KONIG [1'31.503]

Lap	Seg1	Seg2	Seg3	Seg4	Lap Time	km/h	Local Time
1		29.669	25.749	26.380		236,3	9:03'40.396
2	21.824	27.673	24.942	25.275	1'39.714	254,7	9:05'20.110
3	20.944	26.965	24.132	24.522	1'36.563	255,3	9:06'56.673
4	21.028	26.977	24.665	24.994	1'37.664	255,9	9:08'34.337
5	20.685	26.313	23.832	24.010	1'34.840	259,0	9:10'09.177
6	20.541	26.253	23.561	24.291	1'34.646	259,0	9:11'43.823
7	20.410	26.150	23.408	24.005	1'33.973	259,0	9:13'17.796
8	20.247	26.121	23.294	23.769	1'33.431	259,6	9:14'51.227
9	20.188	26.018	23.291	23.611	1'33.108	259,6	9:16'24.335
10	20.226	25.948	23.285	23.780	1'33.239	258,4	9:17'57.574
11	20.035	25.797	23.343	23.728	1'32.903	258,4	9:19'30.477
12	21.574	27.533	23.880	34.798	1'47.785P	255,3	9:21'18.262
13	4'17.923	30.585	23.371	24.458	5'36.337P	259,0	9:26'54.599
14	19.800	26.142	25.228	23.900	1'35.070	203,8	9:28'29.669
15	19.541	25.526	23.026	23.410	1'31.503	259,6	9:30'01.172

23° 53 T. RABAT [1'32.853]

Lap	Seg1	Seg2	Seg3	Seg4	Lap Time	km/h	Local Time
1		33.095	29.097	29.546		206,9	9:02'10.904
2	24.362	31.781	28.174	27.857	1'52.174	236,3	9:04'03.078
3	23.383	29.739	25.892	25.716	1'44.730	248,3	9:05'47.808
4	22.652	28.921	25.367	25.501	1'42.441	251,2	9:07'30.249
5	22.045	28.716	24.635	24.626	1'40.022	257,8	9:09'10.271
6	21.568	28.295	24.490	24.522	1'38.875	257,1	9:10'49.146
7	21.643	27.300	24.193	24.330	1'37.466	255,9	9:12'26.612
8	21.431	27.318	24.000	24.254	1'37.003	256,5	9:14'03.615
9	21.257	27.475	23.762	23.934	1'36.428	254,7	9:15'40.043
10	21.074	27.019	23.556	23.925	1'35.574	253,5	9:17'15.617
11	20.793	26.600	23.483	23.677	1'34.553	255,9	9:18'50.170
12	20.592	26.218	23.581	23.950	1'34.341	258,4	9:20'24.511
13	20.933	26.470	23.268	23.686	1'34.357	257,1	9:21'58.868
14	20.409	26.111	23.865	23.814	1'34.199	251,2	9:23'33.067
15	20.398	26.108	23.591	23.727	1'33.824	254,7	9:25'06.891
16	20.531	25.984	23.597	23.698	1'33.810	250,6	9:26'40.701
17	20.302	26.290	23.611	23.915	1'34.118	255,9	9:28'14.819

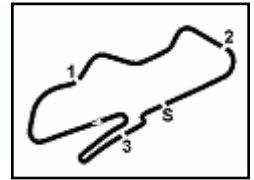
20° 51 E. GRANADO [1'31.623]

Lap	Seg1	Seg2	Seg3	Seg4	Lap Time	km/h	Local Time
1		32.313	30.671	27.748		130,4	9:10'01.902
2	22.682	28.873	24.661	25.603	1'41.819	254,1	9:11'43.721
3	21.792	27.369	23.936	25.092	1'38.189	252,3	9:13'21.910
4	21.218	27.033	23.932	24.665	1'36.848	257,8	9:14'58.758
5	20.676	26.344	23.364	24.150	1'34.534	257,1	9:16'33.292

01/07/2023 P = Pits In/Out - C = Lap Time Cancelled

These data/results cannot be reproduced, stored and/or transmitted in whole or in part by any manner of electronic, mechanical, photocopying, recording, broadcasting or otherwise now known or herein after developed without the previous express consent by the copyright owner, except for reproduction in daily press and regular printed publications on sale to the public within 60 days of the event related to those data/results and always provided that copyright symbol appears together as follows below.

© DORNA WSBK ORGANIZATION Srl 2023



18	20.601	26.239	23.572	23.939	1'34.351	255,3	9:29'49.170
19	20.175	25.727	23.312	23.639	1'32.853	257,8	9:31'22.023

24° 32 I. VINALES [1'32.894]							
Lap	Seg.1	Seg.2	Seg.3	Seg.4	Lap Time	km/h	Local Time
1		30.364	25.251	26.165		244,3	9:15'44.640
2	22.459	27.712	24.110	24.232	1'38.513	255,9	9:17'23.153
3	21.172	26.629	23.665	24.247	1'35.713	257,1	9:18'58.866
4	21.020	26.257	23.337	23.764	1'34.378	257,8	9:20'33.244
5	20.423	25.881	23.225	23.726	1'33.255	258,4	9:22'06.499
6	20.377	25.777	23.390	23.657	1'33.201	255,3	9:23'39.700
7	20.271	25.525	23.362	23.736	1'32.894	258,4	9:25'12.594
8	20.245	26.800	26.703	29.184	1'42.932	255,3	9:26'55.526
9	20.027	25.784	23.793	23.740	1'33.344	252,9	9:28'28.870
10	20.085	25.623	24.097	24.507	1'34.312	258,4	9:30'03.182

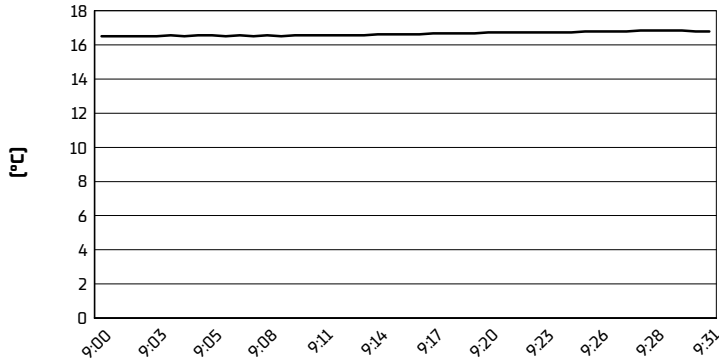
01/07/2023 P = Pits In/Dut - C = Lap Time Cancelled

These data/results cannot be reproduced, stored and/or transmitted in whole or in part by any manner of electronic, mechanical, photocopying, recording, broadcasting or otherwise now known or herein after developed without the previous express consent by the copyright owner, except for reproduction in daily press and regular printed publications on sale to the public within 60 days of the event related to those data/results and always provided that copyright symbol appears together as follows below.

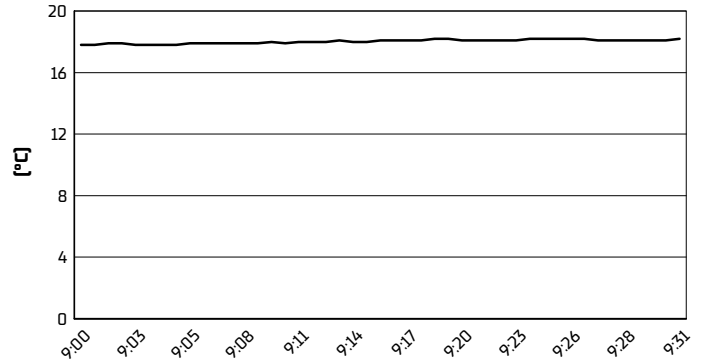
© DORNA WSBK ORGANIZATION Srl 2023

Prosecco DOC UK Round, 30 June - 2 July 2023
Weather Report Free Practice 3rd Session
Session started 09:00 - Session ended 9:32

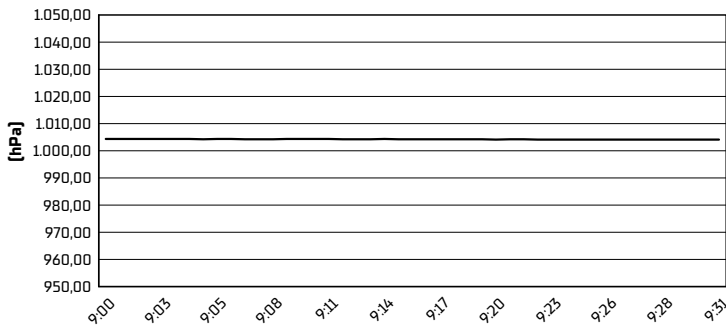
Air Temperature



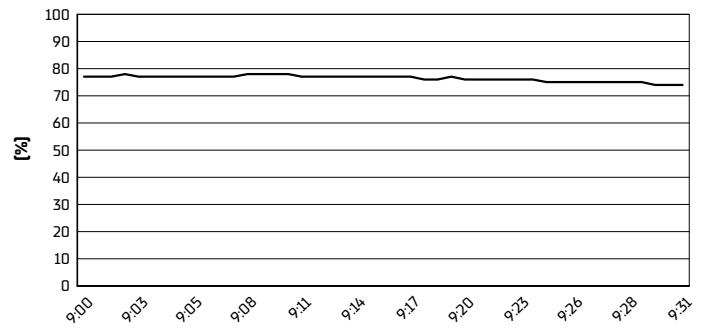
Track Temperature



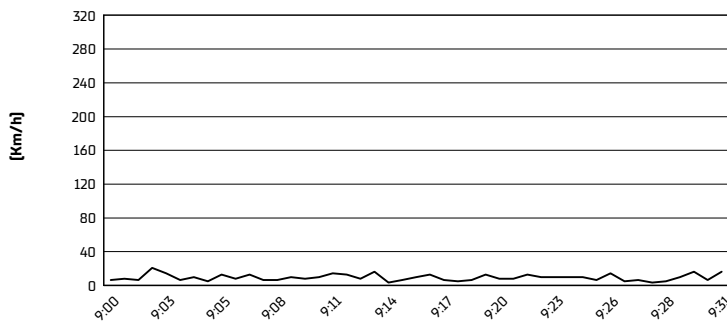
Air Pressure



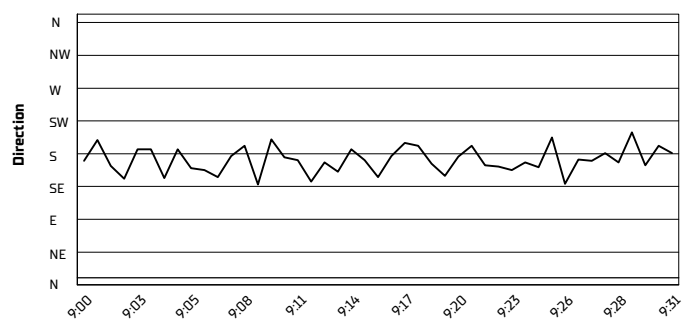
Humidity



Wind Speed



Wind Direction



01/07/2023

These data/results cannot be reproduced, stored and/or transmitted in whole or in part by any manner of electronic, mechanical, photocopying, recording, broadcasting or otherwise now known or herein after developed without the previous express consent by the copyright owner, except for reproduction in daily press and regular printed publications on sale to the public within 60 days of the event related to those data/results and always provided that copyright symbol appears together as follows below.

© DORNA WSBK ORGANIZATION Srl 2023