

Prosecco DOC UK Round, 30 June - 2 July 2023

Results Race 1

Laps 19 = 76,437 Km - Time of Race 28'33.399 - Avg. 160,601 km/h

1 / 2

Pos	Grid	No. Rider	Nat	Team	Bike	Class	LL	Gap	Rel.	Fastest Lap	Speed	Qualifying	Speed
1	1	11 N. BULEGA	ITA	Aruba.it Racing WorldSSP Team	Ducati Panigale V2		19			1'29.511	237,4	1'29.323	240,5
2	3	62 S. MANZI	ITA	Ten Kate Racing Yamaha	Yamaha YZF R6		19	1.231	1.231	1'29.694	237,9	1'29.882	238,9
3	2	55 Y. MONTELLA	ITA	Barni Spark Racing Team	Ducati Panigale V2		19	6.615	5.384	1'29.739	240,0	1'29.532	237,4
4	8	64 F. CARICASULO	ITA	Althea Racing Team	Ducati Panigale V2		19	10.903	4.288	1'30.122	236,8	1'30.484	237,9
5	7	28 G. VAN STRAALEN	NED	EAB Racing Team	Yamaha YZF R6		19	17.833	6.930	1'30.488	239,5	1'30.405	236,8
6	5	99 A. HUERTAS	ESP	MTM Kawasaki	Kawasaki ZX-6R		19	18.816	0.983	1'30.443	241,6	1'30.125	237,9
7	10	3 R. DE ROSA	ITA	Orelac Racing Verdatura	Ducati Panigale V2		19	19.570	0.754	1'30.409	241,1	1'30.563	237,4
8	9	23 M. SCHROETTER	GER	MV Agusta Reparto Corse	MV Agusta F3 800 RR		19	19.986	0.416	1'30.476	240,0	1'30.503	238,9
9	13	69 T. BOOTH-AMOS	GBR	Motozoo ME AIR Racing	Kawasaki ZX-6R	*	19	20.089	0.103	1'30.484	236,8	1'30.775	235,8
10	12	94 V. DEBISE	FRA	GMT94 Yamaha	Yamaha YZF R6		19	20.272	0.183	1'30.278	242,7	1'30.667	238,4
11	4	14 L. MAHIAS	FRA	Kawasaki Puccetti Racing	Kawasaki ZX-6R		19	22.074	1.802	1'30.604	234,3	1'30.122	233,8
12	11	9 J. NAVARRO	ESP	Ten Kate Racing Yamaha	Yamaha YZF R6		19	27.357	5.283	1'30.712	238,9	1'30.582	238,9
13	14	54 B. SOFUOGLU	TUR	MV Agusta Reparto Corse	MV Agusta F3 800 RR		19	31.152	3.795	1'30.687	240,5	1'30.904	238,9
14	16	71 T. EDWARDS	AUS	Yart-Yamaha WorldSSP Team	Yamaha YZF R6	*	19	33.009	1.857	1'31.050	240,0	1'31.210	240,5
15	6	66 N. TUULI	FIN	Dynavolt Triumph	Triumph Street Triple RS 765		19	33.675	0.666	1'30.931	238,9	1'30.212	238,4
16	18	34 R. IRWIN	IRL	Astro-JJR Suzuki	Suzuki GSXR750		19	39.749	6.074	1'31.374	240,0	1'31.310	237,9
17	20	25 A. VERDOIA	FRA	Yamaha Thailand Racing Team	Yamaha YZF R6		19	44.593	4.844	1'31.376	238,4	1'31.549	237,4
18	27	91 J. KENNEDY	IRL	Evan Bros. WorldSSP Yamaha Team	Yamaha YZF R6		19	45.589	0.996	1'31.712	238,4	1'32.841	233,3
19	21	22 F. FULIGNI	ITA	Orelac Racing Verdatura	Ducati Panigale V2	*	19	1'00.181	14.592	1'31.809	242,2	1'31.714	236,8
20	30	17 J. MCPHEE	GBR	Vince64 by Puccetti Racing	Kawasaki ZX-6R		19	1'03.774	3.593	1'32.484	236,3		214,3
21	25	16 Y. OKAYA	JPN	ProDina Kawasaki Racing	Kawasaki ZX-6R	*	19	1'03.777	0.003	1'32.581	236,3	1'32.530	235,3
22	26	68 L. POWER	AUS	Motozoo ME AIR Racing	Kawasaki ZX-6R	*	19	1'08.135	4.358	1'31.513	236,8	1'32.652	234,8
23	28	73 M. KOFLER	AUT	D34G Racing	Ducati Panigale V2	*	19	1'23.864	15.729	1'32.667	236,3	1'32.887	237,4
24	19	29 N. SPINELLI	ITA	VFT Racing WEBIKE Yamaha	Yamaha YZF R6		14	5 Laps	5 Laps	1'31.384	238,9	1'31.323	237,4
-----Not Classified-----													
RET	15	95 T. MACKENZIE	GBR	PETRONAS MIE Racing Honda Team	Honda CBR600RR		16	3 Laps		1'31.474	232,8	1'31.028	230,3
RET	23	27 A. DIAZ	ESP	Arco Yart Yamaha WorldSSP	Yamaha YZF R6	*	14	5 Laps		1'32.428	239,5	1'32.312	235,3
RET	17	51 A. SARMOON	THA	Yamaha Thailand Racing Team	Yamaha YZF R6		9	10 Laps		1'31.945	234,8	1'31.233	235,8
RET	29	7 A. NORRODIN	MAS	PETRONAS MIE Racing Honda Team	Honda CBR600RR		3	16 Laps		1'34.257	230,3	1'33.515	229,3
RET	22	4 H. TRUELOVE	GBR	Dynavolt Triumph	Triumph Street Triple RS 765		1	18 Laps			236,3	1'32.206	237,9
RET	24	15 E. MCMANUS	IRL	Completely Motorbikes Triumph	Triumph Street Triple RS 765		0				241,1	1'32.382	236,3

AIR	Humidity:	53%	Temp:	22°C
TRACK	Condition:	Dry	Temp:	29°C

Records	Pole [SP]	2023	N.Bulega	1'29.323	162,140 Km/h
	Race [RC]	2015	J.Cluzel	1'30.425	160,164 Km/h
	All Times [SP]	2023	N.Bulega	1'29.323	162,140 Km/h
	Race Fastest Lap	[New Record]	Lap 10	N.Bulega	1'29.511

LAP LEADERS					
No. Rider	From	To	Laps	Total	
11 N. BULEGA	1	19	19	19	

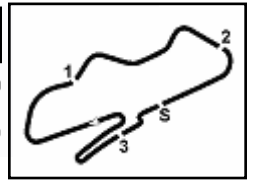
TOTAL LEADER LAPS		
No. Rider	Laps	
11 N. BULEGA	122	
61 C. ONCU	28	
54 B. SOFUOGLU	15	
62 S. MANZI	11	
64 F. CARICASULO	8	
23 M. SCHROETTER	1	
94 V. DEBISE	1	

* WorldSSP Challenge

01/07/2023 Start 15:15 End 15:52 The results are provisional until the end of the time limit for protests and appeals and the completion of the technical checks.

These data/results cannot be reproduced, stored and/or transmitted in whole or in part by any manner of electronic, mechanical, photocopying, recording, broadcasting or otherwise now known or herein after developed without the previous express consent by the copyright owner, except for reproduction in daily press and regular printed publications on sale to the public within 60 days of the event related to those data/results and always provided that copyright symbol appears together as follows below.

© DORNA WSBK ORGANIZATION Srl 2023



Prosecco DOC UK Round, 30 June - 2 July 2023
Results Race 1

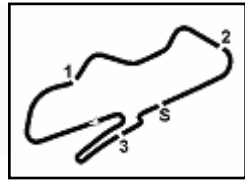
Race Highlights

Time	No. Rider	Description
15.00.00		Sighting Lap Started
15.12.54		Warm-up Lap Started
15.15.20		Start
15.16.30	22 F. FULIGNI	On the Gravel - Re-Joined - Turn 9
15.16.37	15 E. MCMANUS	Crashed - Turn 9
15.17.09	15 E. MCMANUS	Not Actively Competing
15.18.42	4 H. TRUELOVE	Crashed - Turn 12
15.18.42	29 N. SPINELLI	Crashed - Turn 12
15.18.48	29 N. SPINELLI	Re-joined
15.18.49	29 N. SPINELLI	Entered Pits
15.19.19		No Jump Starts
15.19.27	4 H. TRUELOVE	Not Actively Competing
15.20.15	7 A. NORRODIN	Entered Pits
15.20.48	7 A. NORRODIN	Retired
15.21.38	4 H. TRUELOVE	Medical Centre
15.22.40	27 A. DIAZ	Crashed - Turn 8
15.23.00	27 A. DIAZ	Re-joined
15.25.25	27 A. DIAZ	Entered Pits
15.25.55	29 N. SPINELLI	Exited Pits
15.26.50	27 A. DIAZ	Exited Pits
15.29.18	51 A. SARMOON	Crashed - Turn 12
15.29.58	51 A. SARMOON	Re-joined
15.30.05	51 A. SARMOON	Entered Pits
15.31.01	51 A. SARMOON	Retired
15.33.17		2/3 of Race Distance Completed
15.35.06	66 N. TUULI	Track Limits Warning
15.39.55	95 T. MACKENZIE	Entered Pits
15.40.21	68 L. POWER	Crashed - Re-Joined - Turn 11
15.40.33	27 A. DIAZ	Technical Problem - Turn 8
15.40.37	27 A. DIAZ	Not Actively Competing
15.44.38		Podium Confirmed
15.52.19		End Of Session

01/07/2023 Start End The results are provisional until the end of the time limit for protests and appeals and the completion of the technical checks.

These data/results cannot be reproduced, stored and/or transmitted in whole or in part by any manner of electronic, mechanical, photocopying, recording, broadcasting or otherwise now known or herein after developed without the previous express consent by the copyright owner, except for reproduction in daily press and regular printed publications on sale to the public within 60 days of the event related to those data/results and always provided that copyright symbol appears together as follows below.

© DORNA WSBK ORGANIZATION Srl 2023



Donington Park 4.023 m

Prosecco DOC UK Round, 30 June - 2 July 2023
Championship Standings

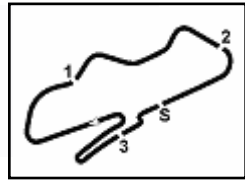
2 / 3

	Points	Points From First	Points From Previous	February 26 PHILIP ISLAND	March 5 MANDALIKA	April 23 ASSEN	May 7 BARCELONA	June 4 MISANO	July 2 DONINGTON PARK	July 16 IMOLA	July 30 MOST	September 10 MAGNY-COURS	September 24 ARAGON	October 1 PORTIMAO	October 15 VILLICUM				
26 WONGTHANANON Apiwath (THA)	4	218	1	1 3 15 19	19 19	20 23	23 24	26 26	26										
27 BUSSOLOTTI Marco (ITA)	2	220	2					2 27	27										
28 FULIGNI Federico (ITA)	1	221	1					1 27	28	28									
29 FERNANDEZ GONZALEZ	1	221	0				1 27	27	28	28									

01/07/2023 First Line: Championship Standings - Second Line: Ranking Progression

These data/results cannot be reproduced, stored and/or transmitted in whole or in part by any manner of electronic, mechanical, photocopying, recording, broadcasting or otherwise now known or herein after developed without the previous express consent by the copyright owner, except for reproduction in daily press and regular printed publications on sale to the public within 60 days of the event related to those data/results and always provided that copyright symbol appears together as follows below.

© DORNA WSBK ORGANIZATION Srl 2023



Donington Park 4.023 m

Prosecco DOC UK Round, 30 June - 2 July 2023
Championship Standings

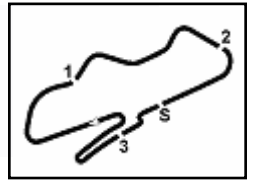
3 / 3

Points	Points From First	Points From Previous	WorldSSP Challenge															
			February 26 PHILIP ISLAND	March 5 MANDALIKA	April 23 ASSEN	May 7 BARCELONA	June 4 MISANO	July 2 DONINGTON PARK	July 16 IMOLA	July 30 MOST	September 10 MAGNY-COURS							
1 BOOTH-AMOS Tom (GBR)	23				1 1	6 1	3 1	2 1		4 1	7 1							
2 EDWARDS Tom (AUS)	13 10				1 2	2 2	5 2		3 2	2 2								
3 FULIGNI Federico (ITA)	1 22 12							1 3	3 3	3 3								

01/07/2023 First Line: Championship Standings - Second Line: Ranking Progression

These data/results cannot be reproduced, stored and/or transmitted in whole or in part by any manner of electronic, mechanical, photocopying, recording, broadcasting or otherwise now known or herein after developed without the previous express consent by the copyright owner, except for reproduction in daily press and regular printed publications on sale to the public within 60 days of the event related to those data/results and always provided that copyright symbol appears together as follows below.

© DORNA WSBK ORGANIZATION Srl 2023



Donington Park 4.023 m

Prosecco DOC UK Round, 30 June - 2 July 2023
Lap Chart Race 1

		Lap																		
	1	2	3	4	5	6	7	8	9	10	11	12	13	14	15	16	17	18	19	
1	11	11	11	11	11	11	11	11	11	11	11	11	11	11	11	11	11	11	11	11
2	62	62	62	62	62	62	62	62	62	62	62	62	62	62	62	62	62	62	62	62
3	64	64	64	64	64	64	55	55	55	55	55	55	55	55	55	55	55	55	55	55
4	55	55	55	55	55	55	64	64	64	64	64	64	64	64	64	64	64	64	64	64
5	14	99	99	99	99	99	28	28	28	28	28	28	28	28	28	28	94	94	94	28
6	99	14	14	14	28	28	99	99	99	23	23	23	23	23	23	94	23	23	99	99
7	23	23	23	28	23	23	23	23	99	99	99	94	94	94	23	28	28	3	3	3
8	66	28	28	23	14	94	94	94	94	94	94	94	99	99	99	99	99	99	23	23
9	28	66	66	66	66	14	14	14	14	14	3	3	3	3	3	3	3	3	3	69
10	3	3	94	94	94	66	3	3	3	3	14	14	14	14	14	69	69	69	94	94
11	94	94	3	3	3	3	66	69	69	69	69	69	69	69	69	14	14	14	14	14
12	9	9	9	9	9	9	69	66	9	9	9	9	9	9	9	9	9	9	9	9
13	54	54	54	54	69	69	9	9	66	66	66	54	54	54	54	54	54	54	54	54
14	69	69	69	69	71	71	71	71	54	54	54	66	66	66	66	71	71	71	71	71
15	71	71	71	71	34	54	54	54	71	71	71	71	71	71	71	66	66	66	66	66
16	95	95	95	34	54	34	34	34	34	34	34	34	34	34	34	34	34	34	34	34
17	34	34	34	95	95	95	95	95	95	95	95	95	95	95	25	25	25	25	25	25
18	51	25	25	25	25	25	25	25	25	25	25	25	25	25	25	91	91	91	91	91
19	4	91	51	51	51	51	51	51	91	91	91	91	91	91	91	95	22	22	22	22
20	25	51	91	91	91	91	91	91	68	68	68	68	68	68	68	22	17	17	17	17
21	29	68	68	27	68	68	68	68	16	16	16	22	22	22	22	17	16	16	16	16
22	91	27	27	68	16	16	16	16	17	17	22	16	16	16	17	16	68	68	68	68
23	68	16	17	16	17	17	17	17	22	22	17	17	17	17	16	68	73	73	73	73
24	27	17	16	17	22	22	22	22	73	73	73	73	73	73	73	73				
25	16	7	22	22	73	73	73	73	51	27	27	27	27	27	27					
26	17	73	73	73	27	27	27	27	27	29	29	29	29	29	29					
27	7	22	7	29	29	29	29	29	29											
28	73	29	29																	
29	22																			

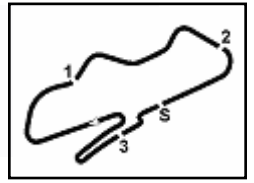
Final Result		
1	11 N. BULEGA	Laps 19
2	62 S. MANZI	1.231
3	55 Y. MONTELLA	6.615
4	64 F. CARICASULO	10.903
5	28 G. VAN STRAALLEN	17.833
6	99 A. HUERTAS	18.816
7	3 R. DE ROSA	19.570
8	23 M. SCHROETTER	19.986
9	69 T. BOOTH-AMOS	20.089
10	94 V. DEBISE	20.272
11	14 L. MAHIAS	22.074
12	9 J. NAVARRO	27.357
13	54 B. SOFUOGLU	31.152
14	71 T. EDWARDS	33.009
15	66 N. TUULI	33.675
16	34 R. IRWIN	39.749
17	25 A. VERDOIA	44.593
18	91 J. KENNEDY	45.589
19	22 F. FULIGNI	1'00.181
20	17 J. MCPHEE	1'03.774
21	16 V. OKAYA	1'03.777
22	68 L. POWER	1'08.135
23	73 M. KOFLER	1'23.864
24	29 N. SPINELLI	5 Laps
RET	95 T. MACKENZIE	3 Laps
RET	27 A. DIAZ	5 Laps
RET	51 A. SARMOON	10 Laps
RET	7 A. NORRODIN	16 Laps
RET	4 H. TRUELOVE	18 Laps
RET	15 E. MCMANUS	

01/07/2023

These data/results cannot be reproduced, stored and/or transmitted in whole or in part by any manner of electronic, mechanical, photocopying, recording, broadcasting or otherwise now known or herein after developed without the previous express consent by the copyright owner, except for reproduction in daily press and regular printed publications on sale to the public within 60 days of the event related to those data/results and always provided that copyright symbol appears together as follows below.

© DORNA WSBK ORGANIZATION Srl 2023





Prosecco DOC UK Round, 30 June - 2 July 2023

Lap Chart Race 1

2 / 4

Lap 1		
1	11	N.Bulega 1'33.313
2	62	S.Manzi 0.858
3	64	F.Caricasulo 1.302
4	55	Y.Montella 1.575
5	14	L.Mahias 1.706
6	99	A.Huertas 1.850
7	23	M.Schroetter 2.511
8	66	N.Tuuli 2.840
9	28	G.van Straalen 2.915
10	3	R.De Rosa 3.368
11	94	V.Debise 3.653
12	9	J.Navarro 3.875
13	54	B.Sofuoglu 4.127
14	69	T.Booth-Amos 4.304
15	71	T.Edwards 4.522
16	95	T.Mackenzie 4.892
17	34	R.Irwin 5.126
18	51	A.Sarmoon 5.330
19	4	H.Truelove 5.589
20	25	A.Verdoia 5.829
21	29	N.Spinelli 5.948
22	91	J.Kennedy 6.798
23	68	L.Power 7.210
24	27	A.Diaz 7.344
25	16	Y.Okaya 7.639
26	17	J.McPhee 8.197
27	7	A.Norrodin 8.404
28	73	M.Kofler 12.363
29	22	F.Fulgini 14.543

12	9	J.Navarro 6.661
13	54	B.Sofuoglu 7.437
14	69	T.Booth-Amos 7.846
15	71	T.Edwards 8.085
16	95	T.Mackenzie 9.647
17	34	R.Irwin 9.787
18	25	A.Verdoia 12.848
19	51	A.Sarmoon 13.462
20	91	J.Kennedy 13.856
21	68	L.Power 14.205
22	27	A.Diaz 14.308
23	17	J.McPhee 15.456
24	16	Y.Okaya 15.465
25	22	F.Fulgini 21.449
26	73	M.Kofler 22.050
27	7	A.Norrodin 32.667
28	29	N.Spinelli

26	27	A.Diaz 1'04.916
27	29	N.Spinelli

Lap 6		
1	11	N.Bulega 9'02.153
2	62	S.Manzi 2.632
3	64	F.Caricasulo 4.798
4	55	Y.Montella 4.859
5	99	A.Huertas 8.238
6	28	G.van Straalen 8.402
7	23	M.Schroetter 9.039
8	94	V.Debise 9.826
9	14	L.Mahias 9.923
10	66	N.Tuuli 10.035
11	3	R.De Rosa 10.306
12	9	J.Navarro 11.228
13	69	T.Booth-Amos 11.485
14	71	T.Edwards 13.135
15	54	B.Sofuoglu 15.346
16	34	R.Irwin 15.789
17	95	T.Mackenzie 16.709
18	25	A.Verdoia 20.144
19	51	A.Sarmoon 20.359
20	91	J.Kennedy 20.650
21	68	L.Power 23.085
22	16	Y.Okaya 25.148
23	17	J.McPhee 25.833
24	22	F.Fulgini 28.433
25	73	M.Kofler 32.931
26	27	A.Diaz 1'13.178
27	29	N.Spinelli

12	66	N.Tuuli 13.512
13	9	J.Navarro 13.805
14	71	T.Edwards 17.118
15	54	B.Sofuoglu 17.514
16	34	R.Irwin 19.191
17	95	T.Mackenzie 20.643
18	25	A.Verdoia 24.293
19	51	A.Sarmoon 24.467
20	91	J.Kennedy 24.814
21	68	L.Power 27.512
22	16	Y.Okaya 30.771
23	17	J.McPhee 31.466
24	22	F.Fulgini 32.173
25	73	M.Kofler 40.873
26	27	A.Diaz
27	29	N.Spinelli

Lap 2		
1	11	N.Bulega 3'03.195
2	62	S.Manzi 1.274
3	64	F.Caricasulo 2.045
4	55	Y.Montella 2.522
5	99	A.Huertas 3.011
6	14	L.Mahias 3.536
7	23	M.Schroetter 3.768
8	28	G.van Straalen 4.055
9	66	N.Tuuli 4.303
10	3	R.De Rosa 4.717
11	94	V.Debise 4.988
12	9	J.Navarro 5.296
13	54	B.Sofuoglu 5.961
14	69	T.Booth-Amos 6.205
15	71	T.Edwards 6.431
16	95	T.Mackenzie 7.293
17	34	R.Irwin 7.881
18	25	A.Verdoia 10.348
19	91	J.Kennedy 10.384
20	51	A.Sarmoon 10.417
21	68	L.Power 10.903
22	27	A.Diaz 11.093
23	16	Y.Okaya 11.413
24	17	J.McPhee 12.316
25	7	A.Norrodin 12.779
26	73	M.Kofler 17.627
27	22	F.Fulgini 17.751
28	29	N.Spinelli 35.942

Lap 4		
1	11	N.Bulega 6'02.794
2	62	S.Manzi 1.837
3	64	F.Caricasulo 3.250
4	55	Y.Montella 3.529
5	99	A.Huertas 5.762
6	14	L.Mahias 6.146
7	28	G.van Straalen 6.283
8	23	M.Schroetter 6.402
9	66	N.Tuuli 6.782
10	94	V.Debise 7.082
11	3	R.De Rosa 7.609
12	9	J.Navarro 7.779
13	54	B.Sofuoglu 8.460
14	69	T.Booth-Amos 9.105
15	71	T.Edwards 9.707
16	34	R.Irwin 11.678
17	95	T.Mackenzie 12.406
18	25	A.Verdoia 14.882
19	51	A.Sarmoon 15.567
20	91	J.Kennedy 16.106
21	27	A.Diaz 16.896
22	68	L.Power 17.442
23	16	Y.Okaya 18.565
24	17	J.McPhee 18.884
25	22	F.Fulgini 23.554
26	73	M.Kofler 24.877
27	29	N.Spinelli

Lap 7		
1	11	N.Bulega 10'32.462
2	62	S.Manzi 2.035
3	55	Y.Montella 4.959
4	64	F.Caricasulo 5.223
5	28	G.van Straalen 8.930
6	99	A.Huertas 9.217
7	23	M.Schroetter 9.784
8	94	V.Debise 10.468
9	14	L.Mahias 11.260
10	3	R.De Rosa 11.528
11	66	N.Tuuli 11.905
12	69	T.Booth-Amos 12.140
13	9	J.Navarro 12.396
14	71	T.Edwards 14.870
15	54	B.Sofuoglu 16.205
16	34	R.Irwin 17.041
17	95	T.Mackenzie 18.443
18	25	A.Verdoia 21.773
19	51	A.Sarmoon 22.128
20	91	J.Kennedy 22.491
21	68	L.Power 25.014
22	16	Y.Okaya 27.559
23	17	J.McPhee 28.406
24	22	F.Fulgini 29.933
25	73	M.Kofler 36.538
26	27	A.Diaz
27	29	N.Spinelli

Lap 9		
1	11	N.Bulega 13'31.916
2	62	S.Manzi 2.288
3	55	Y.Montella 5.231
4	64	F.Caricasulo 6.225
5	28	G.van Straalen 11.761
6	99	A.Huertas 12.002
7	23	M.Schroetter 12.103
8	94	V.Debise 12.444
9	14	L.Mahias 13.238
10	3	R.De Rosa 13.678
11	69	T.Booth-Amos 14.520
12	9	J.Navarro 15.203
13	66	N.Tuuli 17.110
14	54	B.Sofuoglu 19.321
15	71	T.Edwards 19.629
16	34	R.Irwin 20.956
17	95	T.Mackenzie 22.743
18	25	A.Verdoia 26.621
19	91	J.Kennedy 27.655
20	68	L.Power 29.882
21	16	Y.Okaya 33.679
22	17	J.McPhee 34.277
23	22	F.Fulgini 34.561
24	73	M.Kofler 45.707
25	51	A.Sarmoon 1'25.388
26	27	A.Diaz
27	29	N.Spinelli

Lap 3		
1	11	N.Bulega 4'32.954
2	62	S.Manzi 1.639
3	64	F.Caricasulo 2.560
4	55	Y.Montella 3.181
5	99	A.Huertas 4.039
6	14	L.Mahias 4.635
7	23	M.Schroetter 4.961
8	28	G.van Straalen 5.213
9	66	N.Tuuli 5.691
10	94	V.Debise 5.917
11	3	R.De Rosa 6.299

Lap 5		
1	11	N.Bulega 7'32.558
2	62	S.Manzi 2.174
3	64	F.Caricasulo 3.696
4	55	Y.Montella 4.078
5	99	A.Huertas 6.932
6	28	G.van Straalen 7.392
7	23	M.Schroetter 7.676
8	14	L.Mahias 8.005
9	66	N.Tuuli 8.225
10	94	V.Debise 8.328
11	3	R.De Rosa 8.603
12	9	J.Navarro 9.667
13	69	T.Booth-Amos 10.429
14	71	T.Edwards 11.338
15	34	R.Irwin 13.442
16	54	B.Sofuoglu 13.653
17	95	T.Mackenzie 14.718
18	25	A.Verdoia 17.459
19	51	A.Sarmoon 17.814
20	91	J.Kennedy 18.097
21	68	L.Power 20.232
22	16	Y.Okaya 21.833
23	17	J.McPhee 22.253
24	22	F.Fulgini 25.969
25	73	M.Kofler 28.495

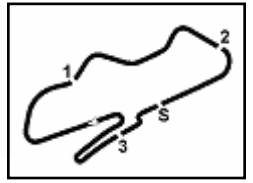
Lap 8		
1	11	N.Bulega 12'02.243
2	62	S.Manzi 2.122
3	55	Y.Montella 5.165
4	64	F.Caricasulo 5.763
5	28	G.van Straalen 10.096
6	99	A.Huertas 10.641
7	23	M.Schroetter 10.836
8	94	V.Debise 11.334
9	14	L.Mahias 12.181
10	3	R.De Rosa 12.460
11	69	T.Booth-Amos 13.196

Lap 10		
1	11	N.Bulega 15'01.427
2	62	S.Manzi 2.765
3	55	Y.Montella 5.643
4	64	F.Caricasulo 7.353
5	28	G.van Straalen 12.793
6	23	M.Schroetter 13.289
7	99	A.Huertas 13.485
8	94	V.Debise 13.728
9	14	L.Mahias 14.331
10	3	R.De Rosa 14.576
11	69	T.Booth-Amos 15.649
12	9	J.Navarro 16.567
13	66	N.Tuuli 19.114
14	54	B.Sofuoglu 20.745
15	71	T.Edwards 21.359
16	34	R.Irwin 23.102
17	95	T.Mackenzie 25.025
18	25	A.Verdoia 28.928
19	91	J.Kennedy 30.235
20	68	L.Power 32.425
21	16	Y.Okaya 36.962
22	17	J.McPhee 37.278
23	22	F.Fulgini 37.448
24	73	M.Kofler 50.646
25	27	A.Diaz
26	29	N.Spinelli

01/07/2023

These data/results cannot be reproduced, stored and/or transmitted in whole or in part by any manner of electronic, mechanical, photocopying, recording, broadcasting or otherwise now known or herein after developed without the previous express consent by the copyright owner, except for reproduction in daily press and regular printed publications on sale to the public within 60 days of the event related to those data/results and always provided that copyright symbol appears together as follows below.

© DORNA WSBK ORGANIZATION Srl 2023



Donington Park 4.023 m

Prosecco DOC UK Round, 30 June - 2 July 2023

Lap Chart Race 1

3 / 4

Lap 11		
1	11	N.Bulega 16'31.435
2	62	S.Manzi 2.962
3	55	Y.Montella 5.588
4	64	F.Caricasulo 7.467
5	28	G.van Straalen 13.811
6	23	M.Schroetter 14.118
7	99	A.Huertas 14.326
8	94	V.Debise 14.546
9	3	R.De Rosa 15.199
10	14	L.Mahias 15.572
11	69	T.Booth-Amos 16.587
12	9	J.Navarro 17.459
13	66	N.Tuuli 20.665
14	54	B.Sofuoglu 21.538
15	71	T.Edwards 22.401
16	34	R.Irwin 24.715
17	95	T.Mackenzie 26.491
18	25	A.Verdoia 31.260
19	91	J.Kennedy 32.335
20	68	L.Power 34.673
21	16	Y.Okaya 39.980
22	22	F.Fulgini 40.129
23	17	J.McPhee 40.512
24	73	M.Kofler 55.191
25	27	A.Diaz
26	29	N.Spinelli

Lap 12		
1	11	N.Bulega 18'01.572
2	62	S.Manzi 2.753
3	55	Y.Montella 5.772
4	64	F.Caricasulo 7.552
5	28	G.van Straalen 14.384
6	23	M.Schroetter 14.655
7	99	A.Huertas 14.986
8	94	V.Debise 15.100
9	3	R.De Rosa 15.570
10	14	L.Mahias 16.236
11	69	T.Booth-Amos 17.201
12	9	J.Navarro 18.034
13	54	B.Sofuoglu 22.088
14	66	N.Tuuli 23.497
15	71	T.Edwards 23.867
16	34	R.Irwin 25.952
17	95	T.Mackenzie 27.977
18	25	A.Verdoia 33.136
19	91	J.Kennedy 33.976
20	68	L.Power 36.435
21	22	F.Fulgini 43.545
22	16	Y.Okaya 44.110
23	17	J.McPhee 44.349
24	73	M.Kofler 58.961
25	27	A.Diaz
26	29	N.Spinelli

Lap 13		
1	11	N.Bulega 19'31.611
2	62	S.Manzi 2.995
3	55	Y.Montella 5.984
4	64	F.Caricasulo 7.823
5	28	G.van Straalen 14.833
6	23	M.Schroetter 15.273
7	94	V.Debise 15.572
8	99	A.Huertas 15.830
9	3	R.De Rosa 16.267
10	14	L.Mahias 17.064
11	69	T.Booth-Amos 17.646
12	9	J.Navarro 19.619
13	54	B.Sofuoglu 23.468
14	66	N.Tuuli 25.105
15	71	T.Edwards 25.354
16	34	R.Irwin 27.758

17	95	T.Mackenzie 29.795
18	25	A.Verdoia 35.359
19	91	J.Kennedy 35.936
20	68	L.Power 38.373
21	22	F.Fulgini 45.835
22	16	Y.Okaya 46.886
23	17	J.McPhee 47.114
24	73	M.Kofler 1'02.476
25	27	A.Diaz
26	29	N.Spinelli

Lap 14		
1	11	N.Bulega 21'01.778
2	62	S.Manzi 2.794
3	55	Y.Montella 5.896
4	64	F.Caricasulo 7.990
5	28	G.van Straalen 15.412
6	23	M.Schroetter 15.655
7	94	V.Debise 15.849
8	99	A.Huertas 16.106
9	3	R.De Rosa 16.698
10	14	L.Mahias 17.670
11	69	T.Booth-Amos 18.020
12	9	J.Navarro 20.394
13	54	B.Sofuoglu 24.409
14	66	N.Tuuli 26.323
15	71	T.Edwards 26.508
16	34	R.Irwin 29.549
17	95	T.Mackenzie 31.395
18	25	A.Verdoia 37.064
19	91	J.Kennedy 37.481
20	68	L.Power 39.719
21	22	F.Fulgini 47.921
22	16	Y.Okaya 49.660
23	17	J.McPhee 49.865
24	73	M.Kofler 1'05.507
25	27	A.Diaz
26	29	N.Spinelli

Lap 15		
1	11	N.Bulega 22'31.711
2	62	S.Manzi 3.007
3	55	Y.Montella 6.198
4	64	F.Caricasulo 8.580
5	28	G.van Straalen 16.013
6	23	M.Schroetter 16.365
7	94	V.Debise 16.603
8	99	A.Huertas 16.735
9	3	R.De Rosa 17.441
10	14	L.Mahias 18.518
11	69	T.Booth-Amos 18.834
12	9	J.Navarro 21.534
13	54	B.Sofuoglu 26.234
14	66	N.Tuuli 27.870
15	71	T.Edwards 27.905
16	34	R.Irwin 31.421
17	95	T.Mackenzie 32.215
18	25	A.Verdoia 38.914
19	91	J.Kennedy 39.386
20	68	L.Power 41.536
21	22	F.Fulgini 50.953
22	17	J.McPhee 52.985
23	16	Y.Okaya 53.316
24	73	M.Kofler 1'08.914

Lap 16		
1	11	N.Bulega 24'01.900
2	62	S.Manzi 2.975
3	55	Y.Montella 6.320
4	64	F.Caricasulo 9.459
5	28	G.van Straalen 16.354
6	94	V.Debise 16.734
7	23	M.Schroetter 16.948

8	99	A.Huertas 17.242
9	3	R.De Rosa 18.172
10	69	T.Booth-Amos 19.576
11	14	L.Mahias 19.797
12	9	J.Navarro 22.858
13	54	B.Sofuoglu 27.602
14	71	T.Edwards 29.595
15	66	N.Tuuli 30.219
16	34	R.Irwin 33.600
17	25	A.Verdoia 40.564
18	91	J.Kennedy 40.981
19	95	T.Mackenzie 43.372
20	22	F.Fulgini 53.111
21	17	J.McPhee 55.543
22	16	Y.Okaya 56.128
23	68	L.Power 1'01.168
24	73	M.Kofler 1'12.258

Lap 17		
1	11	N.Bulega 25'33.055
2	62	S.Manzi 1.869
3	55	Y.Montella 5.412
4	64	F.Caricasulo 9.018
5	94	V.Debise 15.857
6	23	M.Schroetter 16.400
7	28	G.van Straalen 16.614
8	99	A.Huertas 16.815
9	3	R.De Rosa 17.816
10	69	T.Booth-Amos 19.077
11	14	L.Mahias 19.687
12	9	J.Navarro 23.094
13	54	B.Sofuoglu 27.955
14	71	T.Edwards 29.965
15	66	N.Tuuli 30.561
16	34	R.Irwin 34.270
17	25	A.Verdoia 41.836
18	91	J.Kennedy 41.987
19	22	F.Fulgini 54.688
20	17	J.McPhee 57.553
21	16	Y.Okaya 57.866
22	68	L.Power 1'03.105
23	73	M.Kofler 1'15.654

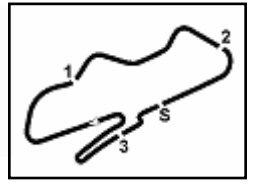
Lap 18		
1	11	N.Bulega 27'02.843
2	62	S.Manzi 2.093
3	55	Y.Montella 6.290
4	64	F.Caricasulo 10.179
5	94	V.Debise 16.769
6	23	M.Schroetter 17.088
7	28	G.van Straalen 17.541
8	99	A.Huertas 18.007
9	3	R.De Rosa 18.963
10	69	T.Booth-Amos 19.927
11	14	L.Mahias 20.963
12	9	J.Navarro 25.274
13	54	B.Sofuoglu 29.948
14	71	T.Edwards 31.912
15	66	N.Tuuli 32.260
16	34	R.Irwin 37.097
17	25	A.Verdoia 43.773
18	91	J.Kennedy 44.251
19	22	F.Fulgini 57.692
20	17	J.McPhee 1'01.066
21	16	Y.Okaya 1'01.347
22	68	L.Power 1'05.934
23	73	M.Kofler 1'20.451

Lap 19		
1	11	N.Bulega 28'33.399
2	62	S.Manzi 1.231
3	55	Y.Montella 6.615
4	64	F.Caricasulo 10.903

01/07/2023

These data/results cannot be reproduced, stored and/or transmitted in whole or in part by any manner of electronic, mechanical, photocopying, recording, broadcasting or otherwise now known or herein after developed without the previous express consent by the copyright owner, except for reproduction in daily press and regular printed publications on sale to the public within 60 days of the event related to those data/results and always provided that copyright symbol appears together as follows below.

© DORNA WSBK ORGANIZATION Srl 2023



Donington Park 4.023 m

4 / 4

Prosecco DOC UK Round, 30 June - 2 July 2023
Lap Chart Race 1

Race Pace Comparison

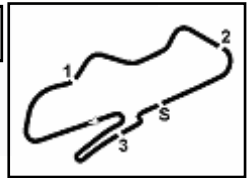
	11 Bul	62 Man	55 Mon	64 Car	28 vSt	99 Hue	3 DeR	23 Sch	69 Boo	94 Deb	14 Mah	9 Nav	54 Sof	71 Edw
1	1'33.313	1'34.171	1'34.888	1'34.615	1'36.228	1'35.163	1'36.681	1'35.824	1'37.617	1'36.966	1'35.019	1'37.188	1'37.440	1'37.835
2	1'29.882	1'30.298	1'30.829	1'30.625	1'31.022	1'31.043	1'31.231	1'31.139	1'31.783	1'31.217	1'31.712	1'31.303	1'31.716	1'31.791
3	1'29.759	1'30.124	1'30.418	1'30.274	1'30.917	1'30.787	1'31.341	1'30.952	1'31.400	1'30.688	1'30.858	1'31.124	1'31.235	1'31.413
4	1'29.840	1'30.038	1'30.188	1'30.530	1'30.910	1'31.563	1'31.150	1'31.281	1'31.099	1'31.005	1'31.351	1'30.958	1'30.863	1'31.462
5	1'29.764	1'30.101	1'30.313	1'30.210	1'30.873	1'30.934	1'30.758	1'31.038	1'31.088	1'31.010	1'31.623	1'31.652	1'34.957	1'31.395
6	1'29.595	1'30.053	1'30.376	1'30.697	1'30.605	1'30.901	1'31.298	1'30.958	1'30.651	1'31.093	1'31.513	1'31.156	1'31.288	1'31.392
7	1'30.309	1'29.712	1'30.409	1'30.734	1'30.837	1'31.288	1'31.531	1'31.054	1'30.964	1'30.951	1'31.646	1'31.477	1'31.168	1'32.044
8	1'29.781	1'29.868	1'29.987	1'30.321	1'30.947	1'31.205	1'30.713	1'30.833	1'30.837	1'30.647	1'30.702	1'31.190	1'31.090	1'32.029
9	1'29.673	1'29.839	1'29.739	1'30.135	1'31.338	1'31.034	1'30.891	1'30.940	1'30.997	1'30.783	1'30.730	1'31.071	1'31.480	1'32.184
10	1'29.511	1'29.988	1'29.923	1'30.639	1'30.543	1'30.994	1'30.409	1'30.697	1'30.640	1'30.795	1'30.604	1'30.875	1'30.935	1'31.241
11	1'30.008	1'30.205	1'29.953	1'30.122	1'31.026	1'30.849	1'30.631	1'30.837	1'30.946	1'30.826	1'31.249	1'30.900	1'30.801	1'31.050
12	1'30.137	1'29.928	1'30.321	1'30.222	1'30.710	1'30.797	1'30.508	1'30.674	1'30.751	1'30.691	1'30.801	1'30.712	1'30.687	1'31.603
13	1'30.039	1'30.281	1'30.251	1'30.310	1'30.488	1'30.883	1'30.736	1'30.657	1'30.484	1'30.511	1'30.867	1'31.624	1'31.419	1'31.526
14	1'30.167	1'29.966	1'30.079	1'30.334	1'30.746	1'30.443	1'30.598	1'30.549	1'30.541	1'30.444	1'30.773	1'30.942	1'31.108	1'31.321
15	1'29.933	1'30.146	1'30.235	1'30.523	1'30.534	1'30.562	1'30.676	1'30.643	1'30.747	1'30.687	1'30.781	1'31.073	1'31.758	1'31.330
16	1'30.189	1'30.157	1'30.311	1'31.068	1'30.530	1'30.696	1'30.920	1'30.772	1'30.931	1'30.320	1'31.468	1'31.513	1'31.557	1'31.879
17	1'31.155	1'30.049	1'30.247	1'30.714	1'31.415	1'30.728	1'30.799	1'30.607	1'30.656	1'30.278	1'31.045	1'31.391	1'31.508	1'31.525
18	1'29.788	1'30.012	1'30.666	1'30.949	1'30.715	1'30.980	1'30.935	1'30.476	1'30.638	1'30.700	1'31.064	1'31.968	1'31.781	1'31.735
19	1'30.556	1'29.694	1'30.881	1'31.280	1'30.848	1'31.365	1'31.163	1'33.454	1'30.718	1'34.059	1'31.667	1'32.639	1'31.760	1'31.653

	64 Tuu	34 Irw	25 Ver	91 Ken	22 Ful	17 McP	16 Oka	68 Pow	73 Kof	95 Mac	27 Dia	29 Spi	51 Sar	7 Nor
1	1'36.153	1'38.439	1'39.142	1'40.111	1'47.856	1'41.510	1'40.952	1'40.523	1'45.676	1'38.205	1'40.657	1'39.261	1'38.643	1'41.717
2	1'31.345	1'32.637	1'34.401	1'33.468	1'33.090	1'34.001	1'33.656	1'33.575	1'35.146	1'32.283	1'33.631	1'59.876	1'34.969	1'34.257
3	1'31.147	1'31.665	1'32.259	1'33.231	1'33.457	1'32.899	1'33.811	1'33.061	1'34.182	1'32.113	1'32.974	8'51.998	1'32.804	1'49.647
4	1'30.931	1'31.731	1'31.874	1'32.090	1'31.945	1'33.268	1'32.940	1'33.077	1'32.667	1'32.599	1'32.428	1'32.692	1'31.945	
5	1'31.207	1'31.528	1'32.341	1'31.755	1'32.179	1'33.133	1'33.032	1'32.554	1'33.382	1'32.076	2'17.784	1'32.165	1'32.011	
6	1'31.405	1'31.942	1'32.280	1'32.148	1'32.059	1'33.175	1'32.910	1'32.448	1'34.031	1'31.586	1'37.857	1'32.087	1'32.140	
7	1'32.179	1'31.561	1'31.938	1'32.150	1'31.809	1'32.882	1'32.720	1'32.238	1'33.916	1'32.043	2'52.536	1'31.658	1'32.078	
8	1'31.388	1'31.931	1'32.301	1'32.104	1'32.021	1'32.841	1'32.993	1'32.279	1'34.116	1'31.981	1'32.852	1'32.056	1'32.120	
9	1'33.271	1'31.438	1'32.001	1'32.514	1'32.061	1'32.484	1'32.581	1'32.043	1'34.507	1'31.773	1'32.570	1'31.667	2'30.594	
10	1'31.515	1'31.657	1'31.818	1'32.091	1'32.398	1'32.512	1'32.794	1'32.054	1'34.450	1'31.793	1'33.169	1'31.736		
11	1'31.559	1'31.621	1'32.340	1'32.108	1'32.689	1'33.242	1'33.026	1'32.256	1'34.553	1'31.474	1'32.991	1'31.612		
12	1'32.969	1'31.374	1'32.013	1'31.778	1'33.553	1'33.974	1'34.267	1'31.899	1'33.907	1'31.623	1'34.411	1'31.681		
13	1'31.647	1'31.845	1'32.262	1'31.999	1'32.329	1'32.804	1'32.815	1'31.977	1'33.554	1'31.857	1'32.942	1'31.442		
14	1'31.385	1'31.958	1'31.872	1'31.712	1'32.253	1'32.918	1'32.941	1'31.513	1'33.198	1'31.767	1'32.697	1'31.384		
15	1'31.480	1'31.805	1'31.783	1'31.838	1'32.965	1'33.053	1'33.589	1'31.750	1'33.340	1'31.753				
16	1'32.538	1'32.368	1'31.839	1'31.784	1'32.347	1'32.747	1'33.001	1'49.821	1'33.533	1'40.346				
17	1'31.497	1'31.825	1'32.427	1'32.161	1'32.732	1'33.165	1'32.893	1'33.092	1'34.551					
18	1'31.487	1'32.615	1'31.725	1'32.052	1'32.792	1'33.301	1'33.269	1'32.617	1'34.585					
19	1'31.971	1'33.208	1'31.376	1'31.894	1'33.045	1'33.264	1'32.986	1'32.757	1'33.969					

	4 Tru
1	1'38.902

01/07/2023
These data/results cannot be reproduced, stored and/or transmitted in whole or in part by any manner of electronic, mechanical, photocopying, recording, broadcasting or otherwise now known or herein after developed without the previous express consent by the copyright owner, except for reproduction in daily press and regular printed publications on sale to the public within 60 days of the event related to those data/results and always provided that copyright symbol appears together as follows below.
© DORNA WSBK ORGANIZATION Srl 2023





Prosecco DOC UK Round, 30 June - 2 July 2023
Best Sectors & Speed Race 1

Donington Park 4.023 m

RESULTS				
1	11	N. BULEGA	Ducati Panigale V2	Laps 19
2	62	S. MANZI	Yamaha YZF R6	1.231
3	55	Y. MONTELLA	Ducati Panigale V2	6.615
4	64	F. CARICASULO	Ducati Panigale V2	10.903
5	28	G. VAN STRAALEN	Yamaha YZF R6	17.833
6	99	A. HUERTAS	Kawasaki ZX-6R	18.816
7	3	R. DE ROSA	Ducati Panigale V2	19.570
8	23	M. SCHROETTER	MV Agusta F3 800 RR	19.986
9	69	T. BOOTH-AMOS	Kawasaki ZX-6R	20.089
10	94	V. DEBISE	Yamaha YZF R6	20.272
11	14	L. MAHIAS	Kawasaki ZX-6R	22.074
12	9	J. NAVARRO	Yamaha YZF R6	27.357
13	54	B. SOFUOGLU	MV Agusta F3 800 RR	31.152
14	71	T. EDWARDS	Yamaha YZF R6	33.009
15	66	N. TUULI	Triumph Street Triple RS 765	33.675
16	34	R. IRWIN	Suzuki GSXR750	39.749
17	25	A. VERDOIA	Yamaha YZF R6	44.593
18	91	J. KENNEDY	Yamaha YZF R6	45.589
19	22	F. FULIGNI	Ducati Panigale V2	1'00.181
20	17	J. MCPHEE	Kawasaki ZX-6R	1'03.774
21	16	Y. OKAYA	Kawasaki ZX-6R	1'03.777
22	68	L. POWER	Kawasaki ZX-6R	1'08.135
23	73	M. KOFLER	Ducati Panigale V2	1'23.864
24	29	N. SPINELLI	Yamaha YZF R6	5 Laps
RET	95	T. MACKENZIE	Honda CBR600RR	3 Laps
RET	27	A. DIAZ	Yamaha YZF R6	5 Laps
RET	51	A. SARMOON	Yamaha YZF R6	10 Laps
RET	7	A. NORRODIN	Honda CBR600RR	16 Laps
RET	4	H. TRUELOVE	Triumph Street Triple RS 765	18 Laps
RET	15	E. MCMANUS	Triumph Street Triple RS 765	

SPEED				
1	94	V. DEBISE	Yamaha YZF R6	242,7
2	22	F. FULIGNI	Ducati Panigale V2	242,2
3	99	A. HUERTAS	Kawasaki ZX-6R	241,6
4	15	E. MCMANUS	Triumph Street Triple RS 765	241,1
5	3	R. DE ROSA	Ducati Panigale V2	241,1
6	54	B. SOFUOGLU	MV Agusta F3 800 RR	240,5
7	71	T. EDWARDS	Yamaha YZF R6	240,0
8	34	R. IRWIN	Suzuki GSXR750	240,0
9	23	M. SCHROETTER	MV Agusta F3 800 RR	240,0
10	55	Y. MONTELLA	Ducati Panigale V2	240,0
11	27	A. DIAZ	Yamaha YZF R6	239,5
12	28	G. VAN STRAALEN	Yamaha YZF R6	239,5
13	66	N. TUULI	Triumph Street Triple RS 765	238,9
14	9	J. NAVARRO	Yamaha YZF R6	238,9
15	29	N. SPINELLI	Yamaha YZF R6	238,9
16	91	J. KENNEDY	Yamaha YZF R6	238,4
17	25	A. VERDOIA	Yamaha YZF R6	238,4
18	62	S. MANZI	Yamaha YZF R6	237,9
19	11	N. BULEGA	Ducati Panigale V2	237,4
20	68	L. POWER	Kawasaki ZX-6R	236,8
21	64	F. CARICASULO	Ducati Panigale V2	236,8
22	69	T. BOOTH-AMOS	Kawasaki ZX-6R	236,8
23	4	H. TRUELOVE	Triumph Street Triple RS 765	236,3
24	73	M. KOFLER	Ducati Panigale V2	236,3
25	17	J. MCPHEE	Kawasaki ZX-6R	236,3
26	16	Y. OKAYA	Kawasaki ZX-6R	236,3
27	51	A. SARMOON	Yamaha YZF R6	234,8
28	14	L. MAHIAS	Kawasaki ZX-6R	234,3
29	95	T. MACKENZIE	Honda CBR600RR	232,8
30	7	A. NORRODIN	Honda CBR600RR	230,3

SEG. 1			
1	55	Y. MONTELLA	19.140
2	11	N. BULEGA	19.156
3	62	S. MANZI	19.250
4	14	L. MAHIAS	19.258
5	69	T. BOOTH-AMOS	19.275
6	99	A. HUERTAS	19.302
7	28	G. VAN STRAALEN	19.310
8	3	R. DE ROSA	19.317
9	23	M. SCHROETTER	19.322
10	66	N. TUULI	19.325
11	64	F. CARICASULO	19.340
12	94	V. DEBISE	19.343
13	54	B. SOFUOGLU	19.347
14	9	J. NAVARRO	19.370
15	71	T. EDWARDS	19.411
16	68	L. POWER	19.506
17	34	R. IRWIN	19.537
18	22	F. FULIGNI	19.542
19	51	A. SARMOON	19.543
20	25	A. VERDOIA	19.543
21	29	N. SPINELLI	19.600
22	95	T. MACKENZIE	19.624
23	91	J. KENNEDY	19.637
24	16	Y. OKAYA	19.675
25	17	J. MCPHEE	19.698
26	4	H. TRUELOVE	19.765
27	73	M. KOFLER	19.825
28	27	A. DIAZ	19.906
29	7	A. NORRODIN	20.078
30	15	E. MCMANUS	25.187

SEG. 2			
1	62	S. MANZI	24.238
2	11	N. BULEGA	24.261
3	55	Y. MONTELLA	24.293
4	28	G. VAN STRAALEN	24.347
5	64	F. CARICASULO	24.399
6	23	M. SCHROETTER	24.425
7	94	V. DEBISE	24.444
8	99	A. HUERTAS	24.460
9	69	T. BOOTH-AMOS	24.486
10	3	R. DE ROSA	24.496
11	14	L. MAHIAS	24.600
12	9	J. NAVARRO	24.622
13	66	N. TUULI	24.643
14	54	B. SOFUOGLU	24.668
15	29	N. SPINELLI	24.676
16	91	J. KENNEDY	24.757
17	71	T. EDWARDS	24.791
18	68	L. POWER	24.799
19	95	T. MACKENZIE	24.837
20	34	R. IRWIN	24.841
21	51	A. SARMOON	24.879
22	16	Y. OKAYA	24.973
23	22	F. FULIGNI	24.986
24	25	A. VERDOIA	25.014
25	73	M. KOFLER	25.044
26	17	J. MCPHEE	25.061
27	27	A. DIAZ	25.073
28	4	H. TRUELOVE	25.241
29	7	A. NORRODIN	25.263
30	15	E. MCMANUS	26.328

SEG. 3			
1	11	N. BULEGA	22.685
2	64	F. CARICASULO	22.720
3	55	Y. MONTELLA	22.781
4	62	S. MANZI	22.790
5	99	A. HUERTAS	22.834
6	94	V. DEBISE	22.888
7	14	L. MAHIAS	22.900
8	3	R. DE ROSA	22.915
9	23	M. SCHROETTER	22.959
10	69	T. BOOTH-AMOS	22.964
11	54	B. SOFUOGLU	22.977
12	66	N. TUULI	22.983
13	28	G. VAN STRAALEN	23.015
14	9	J. NAVARRO	23.021
15	34	R. IRWIN	23.083
16	91	J. KENNEDY	23.149
17	71	T. EDWARDS	23.162
18	25	A. VERDOIA	23.181
19	95	T. MACKENZIE	23.237
20	68	L. POWER	23.254
21	29	N. SPINELLI	23.340
22	51	A. SARMOON	23.410
23	22	F. FULIGNI	23.452
24	27	A. DIAZ	23.572
25	73	M. KOFLER	23.601
26	17	J. MCPHEE	23.613
27	16	Y. OKAYA	23.641
28	7	A. NORRODIN	23.693
29	4	H. TRUELOVE	23.717

SEG. 4			
1	11	N. BULEGA	23.190
2	62	S. MANZI	23.206
3	64	F. CARICASULO	23.334
4	55	Y. MONTELLA	23.343
5	94	V. DEBISE	23.401
6	54	B. SOFUOGLU	23.411
7	23	M. SCHROETTER	23.458
8	71	T. EDWARDS	23.487
9	3	R. DE ROSA	23.507
10	66	N. TUULI	23.538
11	25	A. VERDOIA	23.543
12	69	T. BOOTH-AMOS	23.556
13	9	J. NAVARRO	23.564
14	28	G. VAN STRAALEN	23.581
15	29	N. SPINELLI	23.622
16	95	T. MACKENZIE	23.628
17	99	A. HUERTAS	23.646
18	14	L. MAHIAS	23.664
19	34	R. IRWIN	23.665
20	22	F. FULIGNI	23.744
21	27	A. DIAZ	23.806
22	68	L. POWER	23.817
23	17	J. MCPHEE	23.837
24	16	Y. OKAYA	23.845
25	51	A. SARMOON	23.889
26	91	J. KENNEDY	23.996
27	73	M. KOFLER	24.122
28	4	H. TRUELOVE	24.517
29	7	A. NORRODIN	24.575

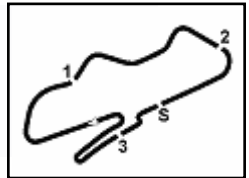
01/07/2023

These data/results cannot be reproduced, stored and/or transmitted in whole or in part by any manner of electronic, mechanical, photocopying, recording, broadcasting or otherwise now known or herein after developed without the previous express consent by the copyright owner, except for reproduction in daily press and regular printed publications on sale to the public within 60 days of the event related to those data/results and always provided that copyright symbol appears together as follows below.

© DORNA WSBK ORGANIZATION Srl 2023

FICR PERUGIA TIMING





Donington Park 4.023 m

Prosecco DOC UK Round, 30 June - 2 July 2023
Chronological Analysis Race 1

Start at 15:15'13.236

2 / 5

15	19.345	24.523	22.873	23.821	1'30.562	236,8	15:38'01.682	12	19.329	24.679	23.001	23.742	1'30.751	235,3	15:33'32.009
16	19.338	24.625	22.913	23.820	1'30.696	236,8	15:39'32.378	13	19.348	24.585	22.965	23.586	1'30.484	235,3	15:35'02.493
17	19.350	24.522	22.933	23.923	1'30.728	235,8	15:41'03.106	14	19.409	24.593	22.964	23.575	1'30.541	234,3	15:36'33.034
18	19.399	24.746	23.029	23.806	1'30.980	232,8	15:42'34.086	15	19.390	24.486	23.174	23.697	1'30.747	234,3	15:38'03.781
19	19.571	24.617	23.286	23.891	1'31.365	228,8	15:44'05.451	16	19.438	24.742	23.049	23.702	1'30.931	234,3	15:39'34.712

Race Time 28'52.215

7° 3 R. DE ROSA [1'30.409]							
Lap	Seg.1	Seg.2	Seg.3	Seg.4	Lap Time	km/h	Local Time
1		25.456	23.480	23.924	1'36.681	236,3	15:16'49.917
2	19.541	24.696	23.264	23.730	1'31.231	236,3	15:18'21.148
3	19.465	24.686	23.348	23.842	1'31.341	238,9	15:19'52.489
4	19.417	24.728	23.147	23.858	1'31.150	237,4	15:21'23.639
5	19.466	24.534	23.156	23.602	1'30.758	237,4	15:22'54.397
6	19.493	24.827	23.087	23.891	1'31.298	238,4	15:24'25.695
7	19.543	24.945	23.023	24.020	1'31.531	239,5	15:25'57.226
8	19.500	24.537	23.010	23.666	1'30.713	237,4	15:27'27.939
9	19.450	24.671	22.995	23.775	1'30.891	236,8	15:28'58.830
10	19.333	24.496	22.945	23.635	1'30.409	238,4	15:30'29.239
11	19.317	24.826	22.981	23.507	1'30.631	241,1	15:31'59.870
12	19.375	24.543	22.915	23.675	1'30.508	238,4	15:33'30.378
13	19.438	24.564	23.018	23.716	1'30.736	239,5	15:35'01.114
14	19.485	24.546	22.947	23.620	1'30.598	237,9	15:36'31.712
15	19.331	24.559	23.076	23.710	1'30.676	234,8	15:38'02.388
16	19.413	24.634	23.100	23.773	1'30.920	235,8	15:39'33.308
17	19.428	24.558	23.072	23.741	1'30.799	236,3	15:41'04.107
18	19.411	24.677	23.083	23.764	1'30.935	235,3	15:42'35.042
19	19.535	24.644	23.149	23.835	1'31.163	236,3	15:44'06.205

Race Time 28'52.969

8° 23 M. SCHROETTER [1'30.476]							
Lap	Seg.1	Seg.2	Seg.3	Seg.4	Lap Time	km/h	Local Time
1		25.308	23.222	23.732	1'35.824	237,4	15:16'49.060
2	19.614	24.749	23.088	23.688	1'31.139	236,8	15:18'20.199
3	19.485	24.804	23.075	23.588	1'30.952	240,0	15:19'51.151
4	19.426	24.583	23.091	24.181	1'31.281	239,5	15:21'22.432
5	19.476	24.819	23.035	23.708	1'31.038	237,9	15:22'53.470
6	19.406	24.672	23.248	23.632	1'30.958	235,8	15:24'24.428
7	19.439	24.852	23.142	23.621	1'31.054	234,8	15:25'55.482
8	19.525	24.529	23.117	23.662	1'30.833	235,8	15:27'26.315
9	19.483	24.724	23.058	23.675	1'30.940	237,4	15:28'57.255
10	19.360	24.669	23.052	23.616	1'30.697	235,8	15:30'27.952
11	19.360	24.782	23.059	23.636	1'30.837	237,9	15:31'58.789
12	19.370	24.675	23.065	23.564	1'30.674	237,9	15:33'29.463
13	19.533	24.592	23.044	23.488	1'30.657	235,8	15:35'00.120
14	19.322	24.597	23.052	23.578	1'30.549	234,3	15:36'30.669
15	19.339	24.521	23.039	23.744	1'30.643	235,3	15:38'01.312
16	19.425	24.589	23.161	23.597	1'30.772	236,3	15:39'32.084
17	19.360	24.616	22.959	23.672	1'30.607	238,9	15:41'02.691
18	19.385	24.591	23.042	23.458	1'30.476	236,3	15:42'33.167
19	19.402	24.425	23.263	26.364	1'33.454	238,9	15:44'06.621

Race Time 28'53.385

9° 69 T. BOOTH-AMOS [1'30.484]							
Lap	Seg.1	Seg.2	Seg.3	Seg.4	Lap Time	km/h	Local Time
1		25.449	23.688	24.189	1'37.617		15:16'50.853
2	19.379	24.896	23.289	24.219	1'31.783	233,3	15:18'22.636
3	19.412	24.792	23.396	23.800	1'31.400	229,8	15:19'54.036
4	19.340	24.650	23.206	23.903	1'31.099		15:21'25.135
5	19.352	24.646	23.343	23.747	1'31.088		15:22'56.223
6	19.339	24.545	23.044	23.723	1'30.651	236,8	15:24'26.874
7	19.377	24.758	23.066	23.763	1'30.964		15:25'57.838
8	19.444	24.785	23.005	23.603	1'30.837		15:27'28.675
9	19.281	24.566	23.329	23.821	1'30.997		15:28'59.672
10	19.275	24.658	23.091	23.616	1'30.640	233,3	15:30'30.312
11	19.401	24.703	23.068	23.774	1'30.946	234,3	15:32'01.258

01/07/2023

P = Pits In/Out - C = Lap Time Cancelled

These data/results cannot be reproduced, stored and/or transmitted in whole or in part by any manner of electronic, mechanical, photocopying, recording, broadcasting or otherwise now known or herein after developed without the previous express consent by the copyright owner, except for reproduction in daily press and regular printed publications on sale to the public within 60 days of the event related to those data/results and always provided that copyright symbol appears together as follows below.

© DORNA WSBK ORGANIZATION Srl 2023



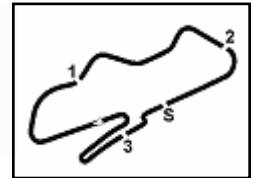
10° 94 V. DEBISE [1'30.278]							
Lap	Seg.1	Seg.2	Seg.3	Seg.4	Lap Time	km/h	Local Time
1		25.376	23.481	23.903	1'36.966	237,9	15:16'50.202
2	19.499	24.686	23.384	23.648	1'31.217	235,3	15:18'21.419
3	19.454	24.619	22.984	23.631	1'30.688	238,9	15:19'52.107
4	19.401	24.919	23.033	23.652	1'31.005	238,9	15:21'23.112
5	19.477	24.615	22.915	24.003	1'31.010	236,3	15:22'54.122
6	19.629	24.750	22.888	23.826	1'31.093	241,6	15:24'25.215
7	19.514	24.804	23.057	23.576	1'30.951	234,3	15:25'56.166
8	19.480	24.537	23.056	23.574	1'30.647	234,8	15:27'26.813
9	19.412	24.695	23.085	23.591	1'30.783	236,3	15:28'57.596
10	19.376	24.677	23.012	23.730	1'30.795	238,9	15:30'28.391
11	19.444	24.594	22.999	23.789	1'30.826	242,7	15:31'59.217
12	19.373	24.568	23.039	23.711	1'30.691	241,1	15:33'29.908
13	19.528	24.480	22.978	23.525	1'30.511	238,4	15:35'00.419
14	19.388	24.471	23.033	23.552	1'30.444	238,4	15:36'30.863
15	19.418	24.513	22.937	23.819	1'30.687	237,4	15:38'01.550
16	19.343	24.575	22.942	23.460	1'30.320	238,9	15:39'31.870
17	19.373	24.444	23.060	23.401	1'30.278	233,8	15:41'02.148
18	19.421	24.715	23.132	23.432	1'30.700	230,3	15:42'32.848
19	19.483	24.495	23.593	26.488	1'34.059	233,8	15:44'06.907

Race Time 28'53.671

11° 14 L. MAHIAS [1'30.604]							
Lap	Seg.1	Seg.2	Seg.3	Seg.4	Lap Time	km/h	Local Time
1		24.892	23.148	23.928	1'35.019	232,8	15:16'48.255
2	19.558	25.089	23.135	23.930	1'31.712	230,8	15:18'19.967
3	19.258	24.612	22.965	24.023	1'30.858	232,8	15:19'50.825
4	19.367	24.751	23.103	24.130	1'31.351	228,8	15:21'22.176
5	19.432	24.632	23.464	24.095	1'31.623	229,8	15:22'53.799
6	19.283	24.833	23.207	24.190	1'31.513	232,3	15:24'25.312
7	19.522	24.860	23.116	24.148	1'31.646	230,8	15:25'56.958
8	19.413	24.641	22.942	23.706	1'30.702	232,3	15:27'27.660
9	19.366	24.644	23.000	23.720	1'30.730	230,8	15:28'58.390
10	19.345	24.640	22.951	23.668	1'30.604	232,3	15:30'28.994
11	19.333	24.880	23.261	23.775	1'31.249	231,3	15:32'00.243
12	19.363	24.689	22.900	23.849	1'30.801	234,3	15:33'31.044
13	19.491	24.653	23.059	23.664	1'30.867	231,3	15:35'01.911
14	19.453	24.631	22.952	23.737	1'30.773	231,3	15:36'32.684
15	19.434	24.600	23.017	23.730	1'30.781	228,3	15:38'03.465
16	19.523	24.763	23.202	23.980	1'31.468	231,8	15:39'34.933
17	19.413	24.712	23.102	23.818	1'31.045	232,8	15:41'05.978
18	19.428	24.786	23.145	23.705	1'31.064	232,3	15:42'37.042
19	19.581	24.795	23.247	24.044	1'31.667	231,8	15:44'08.709

Race Time 28'55.473

12° 9 J. NAVARRO [1'30.712]							
Lap	Seg.1	Seg.2	Seg.3	Seg.4	Lap Time	km/h	Local Time
1		25.399	23.587	24.177	1'37.188	238,9	15:16'50.424
2	19.519	24.690	23.315	23.779	1'31.303	234,8	15:18'21.727
3	19.557	24.622	23.143	23.802	1'31.124	236,3	15:19'52.851
4	19.466	24.793	23.025	23.674	1'30.958	238,4	15:21'23.809
5	19.563	24.627	23.289	24.173	1'31.652	236,8	15:22'55.461
6	19.630	24.704	23.190	23.632	1'31.156	236,8	15:24'26.617
7	19.476	25.048	23.185	23.768	1'31.477	237,4	15:25'58.094
8	19.587	24.762	23.048	23.793	1'31.190	238,9	15:27'29.284



Donington Park 4.023 m

4 / 5

Prosecco DOC UK Round, 30 June - 2 July 2023

Chronological Analysis Race 1

Start at 15:15:13.236

Lap	Seg1	Seg2	Seg3	Seg4	Lap Time	km/h	Local Time
3	20.183	25.390	23.352	24.306	1'33.231	234,8	15:20'00.046
4	19.695	24.881	23.328	24.186	1'32.090	232,8	15:21'32.136
5	19.657	24.804	23.242	24.052	1'31.755	232,3	15:23'03.891
6	19.667	24.916	23.413	24.152	1'32.148	236,3	15:24'36.039
7	19.757	24.918	23.271	24.204	1'32.150	233,8	15:26'08.189
8	19.738	24.894	23.271	24.201	1'32.104	234,3	15:27'40.293
9	19.731	25.158	23.518	24.107	1'32.514	235,8	15:29'12.807
10	19.848	24.823	23.343	24.077	1'32.091	228,8	15:30'44.898
11	19.746	24.852	23.351	24.159	1'32.108	229,8	15:32'17.006
12	19.709	24.829	23.172	24.068	1'31.778	232,3	15:33'48.784
13	19.690	24.872	23.348	24.089	1'31.999	229,8	15:35'20.783
14	19.751	24.757	23.149	24.055	1'31.712	231,8	15:36'52.495
15	19.664	24.936	23.242	23.996	1'31.838	231,3	15:38'24.333
16	19.651	24.799	23.305	24.029	1'31.784	228,3	15:39'56.117
17	19.670	24.909	23.371	24.211	1'32.161	232,8	15:41'28.278
18	19.637	25.185	23.161	24.069	1'32.052	232,8	15:43'00.330
19	19.746	24.816	23.212	24.120	1'31.894	230,3	15:44'32.224

Race Time 29'18.988

21°		16 Y. OKAYA [1'32.581]							
Lap	Seg1	Seg2	Seg3	Seg4	Lap Time	km/h	Local Time		
1		26.699	24.380	24.317	1'40.952	236,3	15:16'54.188		
2	20.299	25.479	23.904	23.974	1'33.656	230,8	15:18'27.844		
3	20.059	25.237	23.644	24.871	1'33.811	235,3	15:20'01.655		
4	20.374	24.973	23.641	23.952	1'32.940	234,8	15:21'34.595		
5	19.801	25.277	23.940	24.014	1'33.032	230,3	15:23'07.627		
6	19.864	25.235	23.813	23.998	1'32.910	230,3	15:24'50.537		
7	19.787	25.074	23.994	23.865	1'32.720	227,8	15:26'13.257		
8	19.852	25.288	23.884	23.969	1'32.993	230,8	15:27'46.250		
9	19.713	25.257	23.766	23.845	1'32.581	231,8	15:29'18.831		
10	19.675	25.284	23.857	23.978	1'32.794	229,3	15:30'51.625		
11	19.757	25.437	23.781	24.051	1'33.026	230,8	15:32'24.651		
12	19.927	25.805	24.148	24.387	1'34.267	230,8	15:33'58.918		
13	19.798	25.286	23.710	24.021	1'32.815	231,8	15:35'31.733		
14	19.863	25.164	23.864	24.050	1'32.941	229,3	15:37'04.674		
15	19.852	25.383	23.865	24.489	1'33.589	230,3	15:38'38.263		
16	19.803	25.240	23.829	24.129	1'33.001	232,8	15:40'11.264		
17	19.889	25.283	23.834	23.887	1'32.893	229,8	15:41'44.157		
18	19.914	25.393	24.056	23.906	1'33.269	232,3	15:43'17.426		
19	19.744	25.161	23.910	24.171	1'32.986	230,3	15:44'50.412		

Race Time 29'37.176

19°		22 F. FULIGNI [1'31.809]							
Lap	Seg1	Seg2	Seg3	Seg4	Lap Time	km/h	Local Time		
1		26.297	31.659	24.786	1'47.856	242,2	15:17'01.092		
2	19.721	25.315	23.688	24.366	1'33.090	231,3	15:18'34.182		
3	20.135	25.861	23.633	23.828	1'33.457	231,3	15:20'07.639		
4	19.542	25.165	23.452	23.786	1'31.945	233,3	15:21'39.584		
5	19.618	24.986	23.772	23.803	1'32.179	232,3	15:23'11.763		
6	19.564	25.102	23.626	23.767	1'32.059	232,8	15:24'43.822		
7	19.566	25.020	23.479	23.744	1'31.809	231,8	15:26'15.631		
8	19.715	25.068	23.455	23.783	1'32.021	234,8	15:27'47.652		
9	19.682	25.063	23.474	23.842	1'32.061	236,8	15:29'19.713		
10	19.592	25.208	23.619	23.979	1'32.398	238,4	15:30'52.111		
11	19.772	25.325	23.769	23.823	1'32.689	232,8	15:32'24.800		
12	20.000	25.451	24.186	23.916	1'33.553	234,8	15:33'58.353		
13	19.699	25.345	23.488	23.797	1'32.329	232,8	15:35'30.682		
14	19.659	25.059	23.687	23.848	1'32.253	233,3	15:37'02.935		
15	19.906	25.122	23.646	24.291	1'32.965	232,8	15:38'35.900		
16	19.645	25.012	23.625	24.065	1'32.347	231,8	15:40'08.247		
17	19.856	25.263	23.656	23.957	1'32.732	232,3	15:41'40.979		
18	19.776	25.110	23.748	24.158	1'32.792	232,3	15:43'13.771		
19	19.933	25.395	23.667	24.050	1'33.045	232,8	15:44'46.816		

Race Time 29'33.580

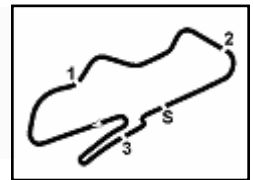
22°		68 L. POWER [1'31.513]							
Lap	Seg1	Seg2	Seg3	Seg4	Lap Time	km/h	Local Time		
1		26.463	24.213	24.412	1'40.523	236,8	15:16'53.759		
2	19.992	25.058	24.019	24.506	1'33.575	230,8	15:18'27.334		
3	19.978	25.219	23.618	24.246	1'33.061	233,8	15:20'00.395		
4	20.151	25.138	23.562	24.226	1'33.077	233,8	15:21'33.472		
5	19.873	24.920	23.558	24.203	1'32.554	228,3	15:23'06.026		
6	19.820	25.006	23.566	24.056	1'32.448	229,3	15:24'38.474		
7	19.811	24.938	23.420	24.069	1'32.238	228,8	15:26'10.712		
8	19.906	24.897	23.543	23.933	1'32.279	228,3	15:27'42.991		
9	19.853	24.827	23.423	23.940	1'32.043	230,3	15:29'15.034		
10	19.650	24.940	23.480	23.984	1'32.054	227,8	15:30'47.088		
11	19.792	24.995	23.406	24.063	1'32.256	229,3	15:32'19.344		
12	19.679	24.900	23.339	23.981	1'31.899	229,3	15:33'51.243		
13	19.607	24.934	23.401	24.035	1'31.977	226,4	15:35'23.220		
14	19.506	24.936	23.254	23.817	1'31.513	229,3	15:36'54.733		
15	19.634	24.871	23.254	23.991	1'31.750	229,8	15:38'26.483		
16	19.599	24.799	23.292	42.131	1'49.821	228,3	15:40'16.304		
17	20.106	25.015	23.660	24.311	1'33.092	225,9	15:41'49.396		
18	19.901	24.946	23.501	24.269	1'32.617	226,9	15:43'22.013		
19	19.827	24.944	23.664	24.322	1'32.757	226,4	15:44'54.770		

Race Time 29'41.534

20°		17 J. MCPHEE [1'32.484]							
Lap	Seg1	Seg2	Seg3	Seg4	Lap Time	km/h	Local Time		
1		26.579	24.736	24.621	1'41.510	236,3	15:16'54.746		
2	20.106	25.453	24.160	24.282	1'34.001	231,8	15:18'28.747		
3	19.860	25.365	23.613	24.061	1'32.899	232,3	15:20'01.646		
4	19.921	25.227	23.969	24.151	1'33.268	231,3	15:21'34.914		
5	19.807	25.243	23.909	24.174	1'33.133	231,8	15:23'08.047		
6	19.908	25.235	23.796	24.236	1'33.175	230,8	15:24'41.222		
7	19.754	25.202	23.826	24.100	1'32.882	228,3	15:26'14.104		
8	19.804	25.229	23.796	24.012	1'32.841	231,3	15:27'46.945		
9	19.829	25.061	23.757	23.837	1'32.484	232,3	15:29'19.429		
10	19.698	25.160	23.659	23.995	1'32.512	231,3	15:30'51.941		
11	19.789	25.323	23.821	24.309	1'33.242	231,3	15:32'25.183		
12	19.920	25.453	24.122	24.479	1'33.974	234,8	15:33'59.157		
13	19.778	25.327	23.690	24.009	1'32.804	234,3	15:35'31.961		
14	19.780	25.333	23.691	24.114	1'32.918	232,3	15:37'04.879		
15	19.775	25.486	23.728	24.064	1'33.053	235,3	15:38'37.932		
16	19.780	25.277	23.803	23.887	1'32.747	228,3	15:40'10.679		
17	19.735	25.429	23.947	24.054	1'33.165	227,8	15:41'43.844		
18	19.959	25.470	23.909	23.963	1'33.301	229,3	15:43'17.145		
19	19.833	25.244	24.071	24.116	1'33.264	230,8	15:44'50.409		

Race Time 29'37.173

23°		73 M. KOFLER [1'32.667]							
Lap	Seg1	Seg2	Seg3	Seg4	Lap Time	km/h	Local Time		
1		26.096	27.596	27.014	1'45.676	236,3	15:16'58.912		
2	20.333	25.822	24.519	24.472	1'35.146	227,8	15:18'34.058		
3	20.151	26.198	23.631	24.202	1'34.182	233,3	15:20'08.240		
4	19.825	25.044	23.601	24.197	1'32.667	233,8	15:21'40.907		
5	19.926	25.244	24.000	24.212	1'33.382	231,8	15:23'14.289		
6	20.024	25.809	23.906	24.292	1'34.031	230,3	15:24'48.320		
7	20.112	25.459	23.987	24.358	1'33.916	229,3	15:26'22.236		
8	20.344	25.408	23.900	24.464	1'34.116	230,8	15:27'56.352		
9	20.372	25.631	24.008	24.496	1'34.507	231,3	15:29'30.859		
10	20.435	25.591	23.957	24.467	1'34.450	230,8	15:31'05.309		
11	20.582	25.606	23.903	24.462	1'34.553	232,3	15:32'39.862		
12	20.311	25.448							



Donington Park 4.023 m

Prosecco DOC UK Round, 30 June - 2 July 2023
Chronological Analysis Race 1

Start at 15:15:13.236

5 / 5

18	20.563	25.578	24.035	24.409	1'34.585	231,8	15:43'36.530
19	20.266	25.294	23.921	24.488	1'33.969	231,8	15:45'10.499

Race Time 29'57.263

RET 95 T. MACKENZIE (1'31.474)							
Lap	Seg1	Seg2	Seg3	Seg4	Lap Time	km/h	Local Time
1		25.583	23.702	24.420	1'38.205	232,8	15:16'51.441
2	19.689	25.056	23.608	23.930	1'32.283	228,8	15:18'23.724
3	19.727	24.988	23.420	23.978	1'32.113	227,8	15:19'55.837
4	19.897	24.959	23.628	24.115	1'32.599	227,4	15:21'28.436
5	19.769	24.908	23.564	23.835	1'32.076	225,9	15:23'00.512
6	19.685	24.965	23.246	23.690	1'31.586	227,4	15:24'32.098
7	19.866	25.014	23.387	23.776	1'32.043	226,4	15:26'04.141
8	19.882	24.948	23.400	23.751	1'31.981	225,0	15:27'36.122
9	19.795	24.837	23.418	23.723	1'31.773	226,9	15:29'07.895
10	19.824	24.857	23.341	23.771	1'31.793	224,5	15:30'39.688
11	19.734	24.875	23.237	23.628	1'31.474	227,4	15:32'11.162
12	19.624	24.987	23.319	23.693	1'31.623	227,8	15:33'42.785
13	19.760	24.909	23.352	23.836	1'31.857	225,5	15:35'14.642
14	19.783	24.973	23.322	23.689	1'31.767	227,4	15:36'46.409
15	19.818	24.892	23.389	23.654	1'31.753	225,5	15:38'18.162
16	19.708	25.011	24.144	31.483	1'40.346P	224,1	15:39'58.508

Race Time 24'45.272

RET 27 A. DIAZ (1'32.428)							
Lap	Seg1	Seg2	Seg3	Seg4	Lap Time	km/h	Local Time
1		26.446	24.433	24.479	1'40.657	239,5	15:16'53.893
2	20.438	25.421	23.716	24.056	1'33.631	229,8	15:18'27.524
3	20.184	25.201	23.572	24.017	1'32.974	234,3	15:20'00.498
4	19.906	25.090	23.572	23.860	1'32.428	233,3	15:21'32.926
5	19.918	25.073	1'07.991	24.802	2'17.784	215,1	15:23'50.710
6	20.518	25.588	24.213	27.538	1'37.857P	227,4	15:25'28.567
7	1'39.483	25.317	23.787	23.949	2'52.536P	229,3	15:28'21.103
8	20.120	25.295	23.631	23.806	1'32.852	229,3	15:29'53.955
9	19.973	25.090	23.674	23.833	1'32.570	229,3	15:31'26.525
10	20.047	25.215	23.740	24.167	1'33.169	230,3	15:32'59.694
11	20.041	25.198	23.841	23.911	1'32.991	229,3	15:34'32.685
12	20.179	25.210	23.739	25.283	1'34.411	229,3	15:36'07.096
13	20.024	25.260	23.725	23.933	1'32.942	229,8	15:37'40.038
14	20.010	25.087	23.660	23.940	1'32.697	229,3	15:39'12.735

Race Time 23'59.499

26° 29 N. SPINELLI (1'31.384)							
Lap	Seg1	Seg2	Seg3	Seg4	Lap Time	km/h	Local Time
1		26.069	23.986	24.062	1'39.261	238,9	15:16'52.497
2	19.835	24.966	23.816	51.259	1'59.876P	232,8	15:18'52.373
3	7'33.825	29.548	24.349	24.276	8'51.998P	227,4	15:27'44.371
4	20.043	25.209	23.554	23.886	1'32.692	231,3	15:29'17.063
5	19.761	25.000	23.560	23.844	1'32.165	228,8	15:30'49.228
6	19.644	24.882	23.659	23.902	1'32.087	231,8	15:32'21.315
7	19.632	24.868	23.440	23.718	1'31.658	230,8	15:33'52.973
8	19.735	24.951	23.524	23.846	1'32.056	229,8	15:35'25.029
9	19.635	24.857	23.399	23.776	1'31.667	230,8	15:36'56.696
10	19.702	24.837	23.451	23.746	1'31.736	229,8	15:38'28.432
11	19.604	24.722	23.480	23.806	1'31.612	229,3	15:40'00.044
12	19.600	24.836	23.449	23.796	1'31.681	228,8	15:41'31.725
13	19.685	24.795	23.340	23.622	1'31.442	230,3	15:43'03.167
14	19.671	24.676	23.344	23.693	1'31.384	229,3	15:44'34.551

Race Time 29'21.315

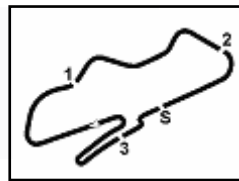
RET 51 A. SARMOON (1'31.945)							
Lap	Seg1	Seg2	Seg3	Seg4	Lap Time	km/h	Local Time
1		25.759	23.778	24.417	1'38.643	234,8	15:16'51.879
2	19.896	25.013	25.238	24.822	1'34.969	228,8	15:18'26.848
3	20.065	25.265	23.471	24.003	1'32.804	231,3	15:19'59.652
4	19.674	24.879	23.410	23.982	1'31.945	232,3	15:21'31.597

01/07/2023 P = Pits In/Out - C = Lap Time Cancelled

These data/results cannot be reproduced, stored and/or transmitted in whole or in part by any manner of electronic, mechanical, photocopying, recording, broadcasting or otherwise now known or herein after developed without the previous express consent by the copyright owner, except for reproduction in daily press and regular printed publications on sale to the public within 60 days of the event related to those data/results and always provided that copyright symbol appears together as follows below.

© DORNA WSBK ORGANIZATION Srl 2023





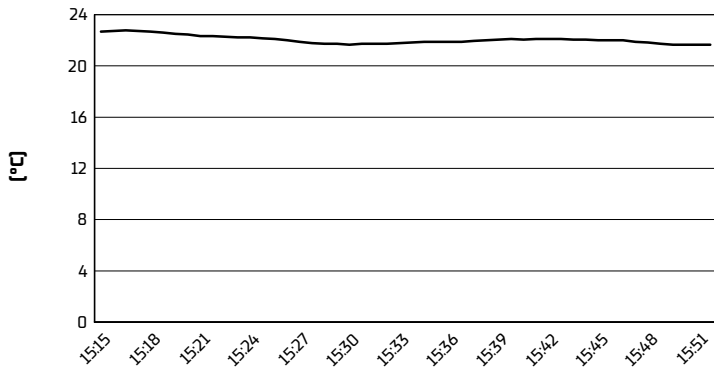
Donington Park 4.023 m

Prosecco DOC UK Round, 30 June - 2 July 2023

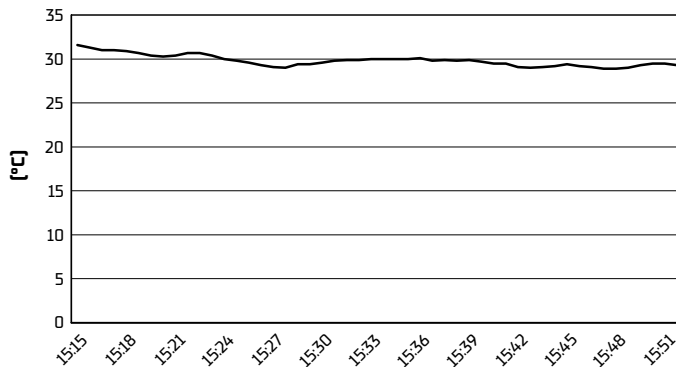
Weather Report Race 1

Session started 15:15 - Session ended 15:52

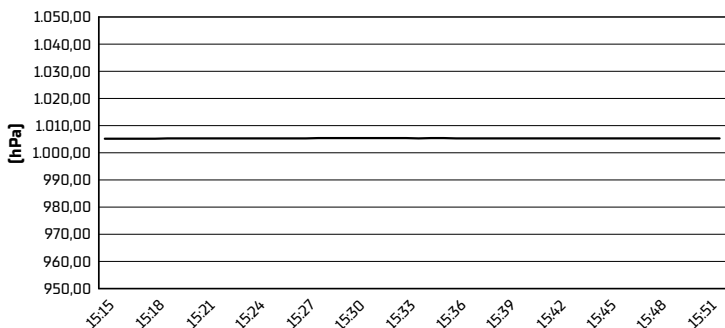
Air Temperature



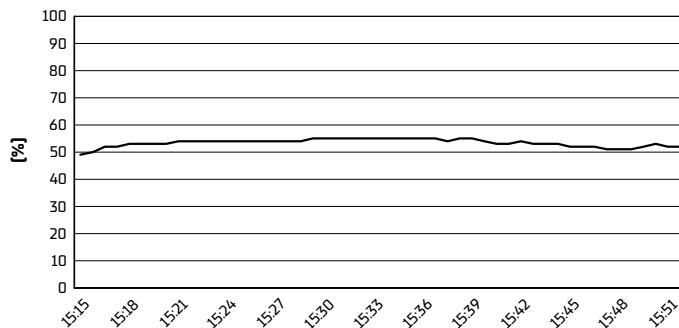
Track Temperature



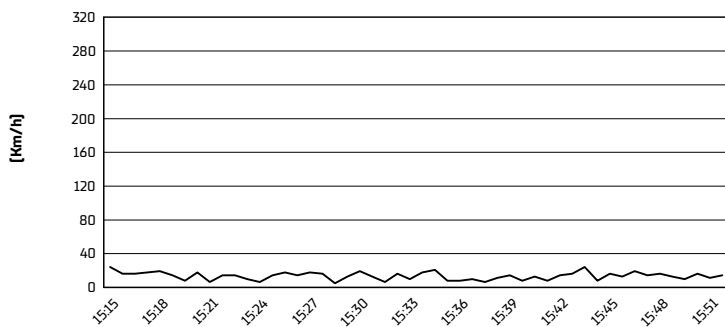
Air Pressure



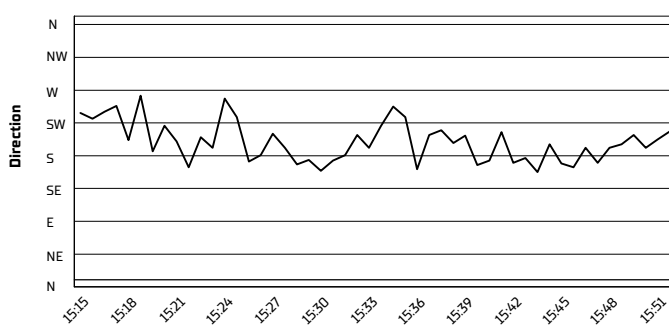
Humidity



Wind Speed



Wind Direction

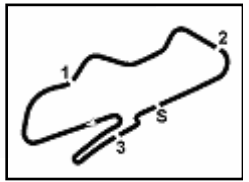


01/07/2023

These data/results cannot be reproduced, stored and/or transmitted in whole or in part by any manner of electronic, mechanical, photocopying, recording, broadcasting or otherwise now known or herein after developed without the previous express consent by the copyright owner, except for reproduction in daily press and regular printed publications on sale to the public within 60 days of the event related to those data/results and always provided that copyright symbol appears together as follows below.

© DORNA WSBK ORGANIZATION Srl 2023





Donington Park 4.023 m

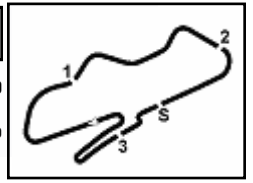
Prosecco DOC UK Round, 30 June - 2 July 2023
Manufacturers Standings

	Points	Points From First	Points From Previous	February 26 PHILLIP ISLAND		March 5 MANDALIKA		April 23 ASSEN		May 7 BARCELONA		June 4 MISANO		July 2 DONINGTON PARK		July 16 IMOLA		July 30 MOST		September 10 MAGNY-COURS		September 24 ARAGON		October 1 PORTIMAO		October 15 VILLICUM			
				1	2	1	2	1	2	1	2	1	2	1	2	1	2	1	2	1	2	1	2	1	2	1	2	1	2
1 DUCATI	250			25	25	20	25	25	25	25	10	25	20	25															
				1	1	1	1	1	1	1	1	1	1	1															
2 YAMAHA	200	50		20	20	10	20	16	20	13	16	20	25	20															
				2	2	3	2	2	2	2	2	2	2	2															
3 MV AGUSTA	161	89	39	9	13	13	11	20	13	20	25	13	16	8															
				6	4	5	4	4	4	3	3	3	3	3															
4 KAWASAKI	122	128	39	16	16	25	13	9	8	4	4	6	11	10															
				3	3	2	2	3	3	4	4	4	4	4															
5 TRIUMPH	89	161	33	13	7	16	10	4	11	6	8	7	6	1															
				4	5	4	4	5	5	5	5	5	5	5															
6 HONDA	17	233	72	11	1	2	3																						
				5	6	6	6	6	6	6	6	6	6	6															

01/07/2023 First Line: Championship Standings - Second Line: Ranking Progression

These data/results cannot be reproduced, stored and/or transmitted in whole or in part by any manner of electronic, mechanical, photocopying, recording, broadcasting or otherwise now known or herein after developed without the previous express consent by the copyright owner, except for reproduction in daily press and regular printed publications on sale to the public within 60 days of the event related to those data/results and always provided that copyright symbol appears together as follows below.

© DORNA WSBK ORGANIZATION Srl 2023



Prosecco DOC UK Round, 30 June - 2 July 2023

Best Lap & Speed

No.	Rider	Nat	Best Lap		FP1		FP2		SP		RC1	
			LL	SPD	LL	SPD	LL	SPD	LL	SPD	LL	SPD
1	11 N. BULEGA Ducati Panigale V2	ITA	1'29.323 61 241,6		1'30.430 22 241,6		1'45.029 9 231,2		1'29.323 11 240,5		1'29.511 19 237,3	
2	55 Y. MONTELLA Ducati Panigale V2	ITA	1'29.532 56 241,0		1'30.192 22 241,0		1'47.701 5 229,3		1'29.532 10 237,3		1'29.739 19 240,0	
3	62 S. MANZI Yamaha YZF R6	ITA	1'29.694 70 242,1		1'30.177 23 242,1		1'44.729 17 229,3		1'29.882 11 238,9		1'29.694 19 237,8	
4	14 L. MAHIAS Kawasaki ZX-6R	FRA	1'30.122 44 236,3		1'30.711 16 236,3				1'30.122 9 233,7		1'30.604 19 234,2	
5	64 F. CARICASULO Ducati Panigale V2	ITA	1'30.122 65 241,6		1'30.449 23 241,6		1'44.063 13 231,2		1'30.484 10 237,8		1'30.122 19 236,8	
6	99 A. HUERTAS Kawasaki ZX-6R	ESP	1'30.125 46 241,6		1'30.745 16 238,4				1'30.125 11 237,8		1'30.443 19 241,6	
7	66 N. TUULI Triumph Street Triple RS 765	FIN	1'30.212 56 239,4		1'30.980 21 239,4		1'44.812 6 226,8		1'30.212 10 238,4		1'30.931 19 238,9	
8	94 V. DEBISE Yamaha YZF R6	FRA	1'30.278 65 242,7		1'31.002 23 240,0		1'44.400 12 230,2		1'30.667 11 238,4		1'30.278 19 242,7	
9	28 G. VAN STRAALEN Yamaha YZF R6	NED	1'30.405 61 239,4		1'31.499 19 238,4		1'45.534 13 229,7		1'30.405 10 236,8		1'30.488 19 239,4	
10	3 R. DE ROSA Ducati Panigale V2	ITA	1'30.409 57 241,0		1'30.909 20 239,4		1'43.917 8 232,7		1'30.563 10 237,3		1'30.409 19 241,0	
11	23 M. SCHROETTER MV Agusta F3 800 RR	GER	1'30.476 55 242,7		1'31.188 22 242,7		1'51.298 4 225,9		1'30.503 10 238,9		1'30.476 19 240,0	
12	69 T. BOOTH-AMOS Kawasaki ZX-6R	GBR	1'30.484 40 239,4		1'30.529 16 239,4				1'30.775 5 235,8		1'30.484 19 236,8	
13	9 J. NAVARRO Yamaha YZF R6	ESP	1'30.582 69 241,0		1'31.615 24 241,0		1'43.646 16 231,7		1'30.582 10 238,9		1'30.712 19 238,9	
14	54 B. SOFUOGLU MV Agusta F3 800 RR	TUR	1'30.687 45 244,3		1'31.471 15 244,3				1'30.904 11 238,9		1'30.687 19 240,5	
15	95 T. MACKENZIE Honda CBR600RR	GBR	1'31.028 50 235,8		1'32.707 18 235,8		1'46.126 7 224,0		1'31.028 9 230,2		1'31.474 16 232,7	
16	71 T. EDWARDS Yamaha YZF R6	AUS	1'31.050 54 241,0		1'32.541 14 241,0		1'45.872 12 227,8		1'31.210 9 240,5		1'31.050 19 240,0	
17	51 A. SARMOON Yamaha YZF R6	THA	1'31.233 52 238,4		1'32.134 21 238,4		1'43.800 12 229,7		1'31.233 10 235,8		1'31.945 9 234,7	
18	32 O. BAYLISS Ducati Panigale V2	AUS	1'31.264 21 243,2		1'31.264 19 243,2				1'32.846 2 236,8			
19	34 R. IRWIN Suzuki GSXR750	IRL	1'31.310 54 240,0		1'31.864 18 238,4		1'46.797 7 230,2		1'31.310 10 237,8		1'31.374 19 240,0	
20	29 N. SPINELLI Yamaha YZF R6	ITA	1'31.323 52 238,9		1'31.799 21 236,8		1'46.060 9 227,3		1'31.323 8 237,3		1'31.384 14 238,9	
21	25 A. VERDOIA Yamaha YZF R6	FRA	1'31.376 34 238,4		1'33.735 2 236,8		1'47.267 4 226,8		1'31.549 9 237,3		1'31.376 19 238,4	
22	68 L. POWER Kawasaki ZX-6R	AUS	1'31.513 47 236,8		1'33.258 21 235,2				1'32.652 7 234,7		1'31.513 19 236,8	
23	91 J. KENNEDY Yamaha YZF R6	IRL	1'31.712 30 238,4						1'32.841 11 233,2		1'31.712 19 238,4	
24	22 F. FULIGNI Ducati Panigale V2	ITA	1'31.714 57 242,7		1'31.753 20 242,7		1'45.559 8 230,2		1'31.714 10 236,8		1'31.809 19 242,1	
25	15 E. MCMANUS Triumph Street Triple RS 765	IRL	1'31.994 32 240,5		1'31.994 22 240,5				1'32.382 10 236,3			

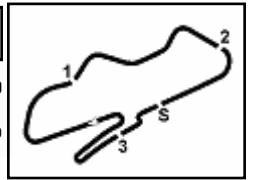
01/07/2023

These data/results cannot be reproduced, stored and/or transmitted in whole or in part by any manner of electronic, mechanical, photocopying, recording, broadcasting or otherwise now known or herein after developed without the previous express consent by the copyright owner, except for reproduction in daily press and regular printed publications on sale to the public within 60 days of the event related to those data/results and always provided that copyright symbol appears together as follows below.

© DORNA WSBK ORGANIZATION Srl 2023

FIGR PERUGIA TIMING





Donington Park 4.023 m

Prosecco DOC UK Round, 30 June - 2 July 2023
Best Lap & Speed

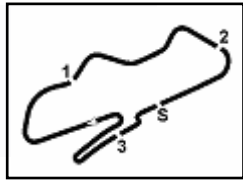
2 / 2

No.	Rider Bike	Nat	Best Lap		FP1		FP2		SP		RC1						
			LL	SPD	LL	SPD	LL	SPD	LL	SPD	LL	SPD					
26	4 H. TRUELOVE Triumph Street Triple RS 765	GBR	1'32.206 38 238,4		1'33.018 20 238,4		1'47.850 9 228,3		1'32.206 9 237,8								
27	27 A. DIAZ Yamaha YZF R6	ESP	1'32.312 61 239,4		1'32.545 23 237,3		1'48.169 13 227,8		1'32.312 11 235,2	1'32.428 14 239,4							
28	17 J. MCPHEE Kawasaki ZX-6R	GBR	1'32.484 44 237,3		1'32.582 17 237,3		1'45.281 8 230,2			1'32.484 19 236,3							
29	16 Y. OKAYA Kawasaki ZX-6R	JPN	1'32.530 70 237,3		1'34.259 20 237,3		1'45.559 20 228,8		1'32.530 11 235,2	1'32.581 19 236,3							
30	19 A. MANTOVANI Yamaha YZF R6	ITA	1'32.530 17 239,4		1'32.530 17 239,4												
31	73 M. KOFLER Ducati Panigale V2	AUT	1'32.667 51 239,4		1'33.915 22 239,4				1'32.887 10 237,3	1'32.667 19 236,3							
32	7 A. NORRODIN Honda CBR600RR	MAS	1'33.515 29 235,2		1'36.237 8 235,2		1'49.313 9 220,8		1'33.515 9 229,3	1'34.257 3 230,2							
33	98 M. ABE Yamaha YZF R6	JPN	1'34.975 49 232,2		1'34.999 22 232,2		1'49.038 17 223,6		1'34.975 10 231,2								

01/07/2023

These data/results cannot be reproduced, stored and/or transmitted in whole or in part by any manner of electronic, mechanical, photocopying, recording, broadcasting or otherwise now known or herein after developed without the previous express consent by the copyright owner, except for reproduction in daily press and regular printed publications on sale to the public within 60 days of the event related to those data/results and always provided that copyright symbol appears together as follows below.

© DORNA WSBK ORGANIZATION Srl 2023



Donington Park 4.023 m

Prosecco DOC UK Round, 30 June - 2 July 2023
Pirelli Best Lap Award

	Points	Points From First	Points From Previous	February 26 PHILLIP ISLAND	March 5 MANDALIKA	April 23 ASSEN	May 7 BARCELONA	June 4 MISANO	July 2 DONINGTON PARK	July 16 IMOLA	July 30 MOST	September 10 MAGNY-COURS	September 24 ARAGON	October 1 PORTIMAO	October 15 VILLICUM			
1 BULEGA Nicolo (ITA)	5			1		1 1	1		1									
2 CARICASULO Federico (ITA)	2	3						1 1										
3 MANZI Stefano (ITA)	2	3	0	1	1													
4 SOFUOGLU Bahattin (TUR)	1	4	1				1											
5 ONCU Can (TUR)	1	4	0		1													

01/07/2023

First Line: Championship Standings - Second Line: Ranking Progression

These data/results cannot be reproduced, stored and/or transmitted in whole or in part by any manner of electronic, mechanical, photocopying, recording, broadcasting or otherwise now known or herein after developed without the previous express consent by the copyright owner, except for reproduction in daily press and regular printed publications on sale to the public within 60 days of the event related to those data/results and always provided that copyright symbol appears together as follows below.

© DORNA WSBK ORGANIZATION Srl 2023