

Donington Park 4.023 m

Prosecco DOC UK Round, 30 June - 2 July 2023
Chronological Analysis Race 1

Start at 15:15'13.236

1 / 5

| 1° 11 N. BULEGA [1'29.511] | | | | | | | |
|----------------------------|--------|--------|--------|--------|----------|-------|--------------|
| Lap | Seg1 | Seg2 | Seg3 | Seg4 | Lap Time | km/h | Local Time |
| 1 | | 24.467 | 23.273 | 23.348 | 1'33.313 | 232,8 | 15:16'46.549 |
| 2 | 19.292 | 24.346 | 22.975 | 23.269 | 1'29.882 | 232,8 | 15:18'16.431 |
| 3 | 19.201 | 24.494 | 22.759 | 23.305 | 1'29.759 | 235,3 | 15:19'46.190 |
| 4 | 19.218 | 24.538 | 22.816 | 23.268 | 1'29.840 | 236,3 | 15:21'16.030 |
| 5 | 19.200 | 24.456 | 22.798 | 23.310 | 1'29.764 | 235,8 | 15:22'45.794 |
| 6 | 19.156 | 24.346 | 22.826 | 23.267 | 1'29.595 | 234,8 | 15:24'15.389 |
| 7 | 19.305 | 24.687 | 23.045 | 23.272 | 1'30.309 | 233,3 | 15:25'45.698 |
| 8 | 19.218 | 24.435 | 22.889 | 23.239 | 1'29.781 | 235,3 | 15:27'15.479 |
| 9 | 19.272 | 24.383 | 22.828 | 23.190 | 1'29.673 | 235,8 | 15:28'45.152 |
| 10 | 19.182 | 24.365 | 22.685 | 23.279 | 1'29.511 | 236,8 | 15:30'14.663 |
| 11 | 19.364 | 24.428 | 22.886 | 23.330 | 1'30.008 | 235,8 | 15:31'44.671 |
| 12 | 19.387 | 24.461 | 22.893 | 23.396 | 1'30.137 | 237,4 | 15:33'14.808 |
| 13 | 19.332 | 24.420 | 22.964 | 23.323 | 1'30.039 | 235,8 | 15:34'44.847 |
| 14 | 19.495 | 24.507 | 22.877 | 23.288 | 1'30.167 | 236,3 | 15:36'15.014 |
| 15 | 19.300 | 24.405 | 22.888 | 23.340 | 1'29.933 | 236,3 | 15:37'44.947 |
| 16 | 19.422 | 24.478 | 22.957 | 23.332 | 1'30.189 | 236,3 | 15:39'15.136 |
| 17 | 19.404 | 24.732 | 23.679 | 23.340 | 1'31.155 | 235,8 | 15:40'46.291 |
| 18 | 19.246 | 24.261 | 22.889 | 23.392 | 1'29.788 | 235,3 | 15:42'16.079 |
| 19 | 19.450 | 24.519 | 23.120 | 23.467 | 1'30.556 | 236,8 | 15:43'46.635 |
| Race Time 28'33.399 | | | | | | | |

| | | | | | | | |
|---------------------|--------|--------|--------|--------|----------|-------|--------------|
| 18 | 19.283 | 24.570 | 23.151 | 23.662 | 1'30.666 | 234,3 | 15:42'22.369 |
| 19 | 19.336 | 24.506 | 23.061 | 23.978 | 1'30.881 | 235,3 | 15:43'53.250 |
| Race Time 28'40.014 | | | | | | | |

| 2° 62 S. MANZI [1'29.694] | | | | | | | |
|---------------------------|--------|--------|--------|--------|----------|-------|--------------|
| Lap | Seg1 | Seg2 | Seg3 | Seg4 | Lap Time | km/h | Local Time |
| 1 | | 24.716 | 23.220 | 23.595 | 1'34.171 | 237,9 | 15:16'47.407 |
| 2 | 19.439 | 24.361 | 23.089 | 23.409 | 1'30.298 | 230,8 | 15:18'17.705 |
| 3 | 19.329 | 24.354 | 23.000 | 23.441 | 1'30.124 | 233,3 | 15:19'47.829 |
| 4 | 19.476 | 24.374 | 22.892 | 23.296 | 1'30.038 | 233,8 | 15:21'17.867 |
| 5 | 19.346 | 24.362 | 23.030 | 23.363 | 1'30.101 | 231,8 | 15:22'47.968 |
| 6 | 19.354 | 24.399 | 22.986 | 23.314 | 1'30.053 | 232,8 | 15:24'18.021 |
| 7 | 19.328 | 24.308 | 22.857 | 23.219 | 1'29.712 | 232,3 | 15:25'47.733 |
| 8 | 19.336 | 24.310 | 22.911 | 23.311 | 1'29.868 | 230,3 | 15:27'17.601 |
| 9 | 19.303 | 24.277 | 23.003 | 23.256 | 1'29.839 | 231,3 | 15:28'47.440 |
| 10 | 19.401 | 24.238 | 23.053 | 23.296 | 1'29.988 | 232,8 | 15:30'17.428 |
| 11 | 19.507 | 24.396 | 22.973 | 23.329 | 1'30.205 | 233,3 | 15:31'47.633 |
| 12 | 19.333 | 24.377 | 22.946 | 23.272 | 1'29.928 | 233,8 | 15:33'17.561 |
| 13 | 19.453 | 24.436 | 23.071 | 23.321 | 1'30.281 | 232,8 | 15:34'47.842 |
| 14 | 19.320 | 24.402 | 22.944 | 23.300 | 1'29.966 | 232,8 | 15:36'17.808 |
| 15 | 19.401 | 24.369 | 22.942 | 23.434 | 1'30.146 | 232,8 | 15:37'47.954 |
| 16 | 19.417 | 24.360 | 23.098 | 23.282 | 1'30.157 | 232,8 | 15:39'18.111 |
| 17 | 19.250 | 24.457 | 23.023 | 23.319 | 1'30.049 | 233,3 | 15:40'48.160 |
| 18 | 19.404 | 24.405 | 22.997 | 23.206 | 1'30.012 | 233,3 | 15:42'18.172 |
| 19 | 19.283 | 24.349 | 22.790 | 23.272 | 1'29.694 | 234,8 | 15:43'47.866 |
| Race Time 28'34.630 | | | | | | | |

| 4° 64 F. CARICASULO [1'30.122] | | | | | | | |
|--------------------------------|--------|--------|--------|--------|----------|-------|--------------|
| Lap | Seg1 | Seg2 | Seg3 | Seg4 | Lap Time | km/h | Local Time |
| 1 | | 24.774 | 23.114 | 23.830 | 1'34.615 | 235,3 | 15:16'47.851 |
| 2 | 19.544 | 24.399 | 23.120 | 23.562 | 1'30.625 | 233,8 | 15:18'18.476 |
| 3 | 19.384 | 24.499 | 22.947 | 23.444 | 1'30.274 | 236,8 | 15:19'48.750 |
| 4 | 19.520 | 24.643 | 22.896 | 23.471 | 1'30.530 | 236,3 | 15:21'19.280 |
| 5 | 19.425 | 24.431 | 22.956 | 23.398 | 1'30.210 | 235,8 | 15:22'49.490 |
| 6 | 19.510 | 24.497 | 23.053 | 23.637 | 1'30.697 | 236,3 | 15:24'20.187 |
| 7 | 19.769 | 24.694 | 22.720 | 23.551 | 1'30.734 | 236,3 | 15:25'50.921 |
| 8 | 19.437 | 24.476 | 22.777 | 23.631 | 1'30.321 | 235,3 | 15:27'21.242 |
| 9 | 19.340 | 24.464 | 22.812 | 23.519 | 1'30.135 | 234,3 | 15:28'51.377 |
| 10 | 19.420 | 24.493 | 22.984 | 23.742 | 1'30.639 | 234,8 | 15:30'22.016 |
| 11 | 19.420 | 24.488 | 22.880 | 23.334 | 1'30.122 | 234,3 | 15:31'52.138 |
| 12 | 19.464 | 24.557 | 22.839 | 23.362 | 1'30.222 | 235,8 | 15:33'22.360 |
| 13 | 19.417 | 24.484 | 23.028 | 23.381 | 1'30.310 | 234,8 | 15:34'52.670 |
| 14 | 19.513 | 24.517 | 22.946 | 23.358 | 1'30.334 | 234,3 | 15:36'23.004 |
| 15 | 19.476 | 24.542 | 23.153 | 23.352 | 1'30.523 | 235,3 | 15:37'53.527 |
| 16 | 19.528 | 24.477 | 22.914 | 24.149 | 1'31.068 | 234,8 | 15:39'24.595 |
| 17 | 19.614 | 24.622 | 22.896 | 23.582 | 1'30.714 | 235,8 | 15:40'55.309 |
| 18 | 19.502 | 24.652 | 23.178 | 23.617 | 1'30.949 | 234,8 | 15:42'26.258 |
| 19 | 19.635 | 24.727 | 23.315 | 23.603 | 1'31.280 | 234,8 | 15:43'57.538 |
| Race Time 28'44.302 | | | | | | | |

| 3° 55 Y. MONTELLA [1'29.739] | | | | | | | |
|------------------------------|--------|--------|--------|--------|----------|-------|--------------|
| Lap | Seg1 | Seg2 | Seg3 | Seg4 | Lap Time | km/h | Local Time |
| 1 | | 24.796 | 23.335 | 24.438 | 1'34.888 | 232,3 | 15:16'48.124 |
| 2 | 19.499 | 24.589 | 23.060 | 23.681 | 1'30.829 | 235,3 | 15:18'18.953 |
| 3 | 19.404 | 24.734 | 22.900 | 23.380 | 1'30.418 | 235,8 | 15:19'49.371 |
| 4 | 19.372 | 24.478 | 22.781 | 23.557 | 1'30.188 | 240,0 | 15:21'19.559 |
| 5 | 19.301 | 24.569 | 22.949 | 23.494 | 1'30.313 | 237,9 | 15:22'49.872 |
| 6 | 19.310 | 24.443 | 22.874 | 23.749 | 1'30.376 | 239,5 | 15:24'20.248 |
| 7 | 19.510 | 24.524 | 22.931 | 23.444 | 1'30.409 | 233,3 | 15:25'50.657 |
| 8 | 19.278 | 24.443 | 22.923 | 23.343 | 1'29.987 | 233,3 | 15:27'20.644 |
| 9 | 19.140 | 24.303 | 22.864 | 23.432 | 1'29.739 | 233,8 | 15:28'50.383 |
| 10 | 19.329 | 24.293 | 22.901 | 23.400 | 1'29.923 | 234,8 | 15:30'20.306 |
| 11 | 19.330 | 24.395 | 22.841 | 23.387 | 1'29.953 | 234,8 | 15:31'50.259 |
| 12 | 19.310 | 24.650 | 22.840 | 23.521 | 1'30.321 | 236,3 | 15:33'20.580 |
| 13 | 19.303 | 24.472 | 22.952 | 23.524 | 1'30.251 | 234,8 | 15:34'50.831 |
| 14 | 19.278 | 24.515 | 22.790 | 23.496 | 1'30.079 | 234,3 | 15:36'20.910 |
| 15 | 19.280 | 24.527 | 22.980 | 23.448 | 1'30.235 | 234,3 | 15:37'51.145 |
| 16 | 19.312 | 24.564 | 22.989 | 23.446 | 1'30.311 | 234,3 | 15:39'21.456 |
| 17 | 19.391 | 24.487 | 22.986 | 23.383 | 1'30.247 | 234,3 | 15:40'51.703 |

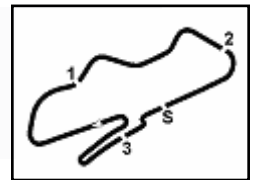
| 5° 28 G. VAN STRAALLEN [1'30.488] | | | | | | | |
|-----------------------------------|--------|--------|--------|--------|----------|-------|--------------|
| Lap | Seg1 | Seg2 | Seg3 | Seg4 | Lap Time | km/h | Local Time |
| 1 | | 25.372 | 23.326 | 23.881 | 1'36.228 | 238,9 | 15:16'49.464 |
| 2 | 19.526 | 24.623 | 23.132 | 23.741 | 1'31.022 | 239,5 | 15:18'20.486 |
| 3 | 19.410 | 24.444 | 23.394 | 23.669 | 1'30.917 | 235,8 | 15:19'51.403 |
| 4 | 19.465 | 24.538 | 23.094 | 23.813 | 1'30.910 | 239,5 | 15:21'22.313 |
| 5 | 19.722 | 24.384 | 23.083 | 23.684 | 1'30.873 | 237,9 | 15:22'53.186 |
| 6 | 19.311 | 24.468 | 23.194 | 23.632 | 1'30.605 | 234,3 | 15:24'23.791 |
| 7 | 19.460 | 24.517 | 23.076 | 23.784 | 1'30.837 | 233,3 | 15:25'54.628 |
| 8 | 19.447 | 24.556 | 23.224 | 23.720 | 1'30.947 | 228,8 | 15:27'25.575 |
| 9 | 19.540 | 24.710 | 23.287 | 23.801 | 1'31.338 | 229,3 | 15:28'56.913 |
| 10 | 19.424 | 24.401 | 23.097 | 23.621 | 1'30.543 | 229,3 | 15:30'27.456 |
| 11 | 19.430 | 24.787 | 23.162 | 23.647 | 1'31.026 | 229,8 | 15:31'58.482 |
| 12 | 19.370 | 24.675 | 23.084 | 23.581 | 1'30.710 | 231,8 | 15:33'29.192 |
| 13 | 19.374 | 24.347 | 23.156 | 23.611 | 1'30.488 | 230,3 | 15:34'59.680 |
| 14 | 19.397 | 24.506 | 23.179 | 23.664 | 1'30.746 | 230,3 | 15:36'30.426 |
| 15 | 19.326 | 24.394 | 23.198 | 23.616 | 1'30.534 | 228,3 | 15:38'00.960 |
| 16 | 19.310 | 24.399 | 23.175 | 23.646 | 1'30.530 | 230,3 | 15:39'31.490 |
| 17 | 19.457 | 24.527 | 23.509 | 23.922 | 1'31.415 | 231,3 | 15:41'02.905 |
| 18 | 19.512 | 24.598 | 23.015 | 23.590 | 1'30.715 | 235,8 | 15:42'33.620 |
| 19 | 19.368 | 24.445 | 23.102 | 23.933 | 1'30.848 | 236,3 | 15:44'04.468 |
| Race Time 28'51.232 | | | | | | | |

| 6° 99 A. HUERTAS [1'30.443] | | | | | | | |
|-----------------------------|--------|--------|--------|--------|----------|-------|--------------|
| Lap | Seg1 | Seg2 | Seg3 | Seg4 | Lap Time | km/h | Local Time |
| 1 | | 24.787 | 23.061 | 23.975 | 1'35.163 | 233,8 | 15:16'48.399 |
| 2 | 19.547 | 24.657 | 23.101 | 23.738 | 1'31.043 | 232,8 | 15:18'19.442 |
| 3 | 19.453 | 24.594 | 23.033 | 23.707 | 1'30.787 | 233,3 | 15:19'50.229 |
| 4 | 19.516 | 24.691 | 23.109 | 24.247 | 1'31.563 | 230,3 | 15:21'21.792 |
| 5 | 19.581 | 24.460 | 23.090 | 23.803 | 1'30.934 | 228,8 | 15:22'52.726 |
| 6 | 19.474 | 24.632 | 23.149 | 23.646 | 1'30.901 | 226,9 | 15:24'23.627 |
| 7 | 19.509 | 24.478 | 23.409 | 23.892 | 1'31.288 | 227,4 | 15:25'54.915 |
| 8 | 19.609 | 24.689 | 23.128 | 23.779 | 1'31.205 | 229,3 | 15:27'26.120 |
| 9 | 19.470 | 24.673 | 23.080 | 23.811 | 1'31.034 | 229,8 | 15:28'57.154 |
| 10 | 19.625 | 24.637 | 22.977 | 23.755 | 1'30.994 | 235,8 | 15:30'28.148 |
| 11 | 19.302 | 24.793 | 22.976 | 23.778 | 1'30.849 | 235,8 | 15:31'58.997 |
| 12 | 19.310 | 24.655 | 22.985 | 23.847 | 1'30.797 | 237,4 | 15:33'29.794 |
| 13 | 19.723 | 24.581 | 22.857 | 23.722 | 1'30.883 | 241,6 | 15:35'00.677 |
| 14 | 19.453 | 24.460 | 22.834 | 23.696 | 1'30.443 | 237,9 | 15:36'31.120 |

01/07/2023 P = Pits In/Out - C = Lap Time Cancelled

These data/results cannot be reproduced, stored and/or transmitted in whole or in part by any manner of electronic, mechanical, photocopying, recording, broadcasting or otherwise now known or herein after developed without the previous express consent by the copyright owner, except for reproduction in daily press and regular printed publications on sale to the public within 60 days of the event related to those data/results and always provided that copyright symbol appears together as follows below.

© DORNA WSBK ORGANIZATION Srl 2023



Donington Park 4.023 m

Prosecco DOC UK Round, 30 June - 2 July 2023
Chronological Analysis Race 1

Start at 15:15:13.236

2 / 5

| | | | | | | | | | | | | | | | |
|----|--------|--------|--------|--------|----------|-------|--------------|----|--------|---------------|---------------|--------|-----------------|-------|--------------|
| 15 | 19.345 | 24.523 | 22.873 | 23.821 | 1'30.562 | 236,8 | 15:38'01.682 | 12 | 19.329 | 24.679 | 23.001 | 23.742 | 1'30.751 | 235,3 | 15:33'32.009 |
| 16 | 19.338 | 24.625 | 22.913 | 23.820 | 1'30.696 | 236,8 | 15:39'32.378 | 13 | 19.348 | 24.585 | 22.965 | 23.586 | 1'30.484 | | 15:35'02.493 |
| 17 | 19.350 | 24.522 | 22.933 | 23.923 | 1'30.728 | 235,8 | 15:41'03.106 | 14 | 19.409 | 24.593 | 22.964 | 23.575 | 1'30.541 | | 15:36'33.034 |
| 18 | 19.399 | 24.746 | 23.029 | 23.806 | 1'30.980 | 232,8 | 15:42'34.086 | 15 | 19.390 | 24.486 | 23.174 | 23.697 | 1'30.747 | 234,3 | 15:38'03.781 |
| 19 | 19.571 | 24.617 | 23.286 | 23.891 | 1'31.365 | 228,8 | 15:44'05.451 | 16 | 19.438 | 24.742 | 23.049 | 23.702 | 1'30.931 | | 15:39'34.712 |

Race Time 28'52.215

| 7° 3 R. DE ROSA (1'30.409) | | | | | | | |
|----------------------------|---------------|---------------|---------------|---------------|-----------------|--------------|--------------|
| Lap | Seg.1 | Seg.2 | Seg.3 | Seg.4 | Lap Time | km/h | Local Time |
| 1 | | 25.456 | 23.480 | 23.924 | 1'36.681 | 236,3 | 15:16'49.917 |
| 2 | 19.541 | 24.696 | 23.264 | 23.730 | 1'31.231 | 236,3 | 15:18'21.148 |
| 3 | 19.465 | 24.686 | 23.348 | 23.842 | 1'31.341 | 238,9 | 15:19'52.489 |
| 4 | 19.417 | 24.728 | 23.147 | 23.858 | 1'31.150 | 237,4 | 15:21'23.639 |
| 5 | 19.466 | 24.534 | 23.156 | 23.602 | 1'30.758 | 237,4 | 15:22'54.397 |
| 6 | 19.493 | 24.827 | 23.087 | 23.891 | 1'31.298 | 238,4 | 15:24'25.695 |
| 7 | 19.543 | 24.945 | 23.023 | 24.020 | 1'31.531 | 239,5 | 15:25'57.226 |
| 8 | 19.500 | 24.537 | 23.010 | 23.666 | 1'30.713 | 237,4 | 15:27'27.939 |
| 9 | 19.450 | 24.671 | 22.995 | 23.775 | 1'30.891 | 236,8 | 15:28'58.830 |
| 10 | 19.333 | 24.496 | 22.945 | 23.635 | 1'30.409 | 238,4 | 15:30'29.239 |
| 11 | 19.317 | 24.826 | 22.981 | 23.507 | 1'30.631 | 241,1 | 15:31'59.870 |
| 12 | 19.375 | 24.543 | 22.915 | 23.675 | 1'30.508 | 238,4 | 15:33'30.378 |
| 13 | 19.438 | 24.564 | 23.018 | 23.716 | 1'30.736 | 239,5 | 15:35'01.114 |
| 14 | 19.485 | 24.546 | 22.947 | 23.620 | 1'30.598 | 237,9 | 15:36'31.712 |
| 15 | 19.331 | 24.559 | 23.076 | 23.710 | 1'30.676 | 234,8 | 15:38'02.388 |
| 16 | 19.413 | 24.634 | 23.100 | 23.773 | 1'30.920 | 235,8 | 15:39'33.308 |
| 17 | 19.428 | 24.558 | 23.072 | 23.741 | 1'30.799 | 236,3 | 15:41'04.107 |
| 18 | 19.411 | 24.677 | 23.083 | 23.764 | 1'30.935 | 235,3 | 15:42'35.042 |
| 19 | 19.535 | 24.644 | 23.149 | 23.835 | 1'31.163 | 236,3 | 15:44'06.205 |

Race Time 28'52.969

| 8° 23 M. SCHROETTER (1'30.476) | | | | | | | |
|--------------------------------|---------------|---------------|---------------|---------------|-----------------|--------------|--------------|
| Lap | Seg.1 | Seg.2 | Seg.3 | Seg.4 | Lap Time | km/h | Local Time |
| 1 | | 25.308 | 23.222 | 23.732 | 1'35.824 | 237,4 | 15:16'49.060 |
| 2 | 19.614 | 24.749 | 23.088 | 23.688 | 1'31.139 | 236,8 | 15:18'20.199 |
| 3 | 19.485 | 24.804 | 23.075 | 23.588 | 1'30.952 | 240,0 | 15:19'51.151 |
| 4 | 19.426 | 24.583 | 23.091 | 24.181 | 1'31.281 | 239,5 | 15:21'22.432 |
| 5 | 19.476 | 24.819 | 23.035 | 23.708 | 1'31.038 | 237,9 | 15:22'53.470 |
| 6 | 19.406 | 24.672 | 23.248 | 23.632 | 1'30.958 | 235,8 | 15:24'24.428 |
| 7 | 19.439 | 24.852 | 23.142 | 23.621 | 1'31.054 | 234,8 | 15:25'55.482 |
| 8 | 19.525 | 24.529 | 23.117 | 23.662 | 1'30.833 | 235,8 | 15:27'26.315 |
| 9 | 19.483 | 24.724 | 23.058 | 23.675 | 1'30.940 | 237,4 | 15:28'57.255 |
| 10 | 19.360 | 24.669 | 23.052 | 23.616 | 1'30.697 | 235,8 | 15:30'27.952 |
| 11 | 19.360 | 24.782 | 23.059 | 23.636 | 1'30.837 | 237,9 | 15:31'58.789 |
| 12 | 19.370 | 24.675 | 23.065 | 23.564 | 1'30.674 | 237,9 | 15:33'29.463 |
| 13 | 19.533 | 24.592 | 23.044 | 23.488 | 1'30.657 | 235,8 | 15:35'00.120 |
| 14 | 19.322 | 24.597 | 23.052 | 23.578 | 1'30.549 | 234,3 | 15:36'30.669 |
| 15 | 19.339 | 24.521 | 23.039 | 23.744 | 1'30.643 | 235,3 | 15:38'01.312 |
| 16 | 19.425 | 24.589 | 23.161 | 23.597 | 1'30.772 | 236,3 | 15:39'32.084 |
| 17 | 19.360 | 24.616 | 22.959 | 23.672 | 1'30.607 | 238,9 | 15:41'02.691 |
| 18 | 19.385 | 24.591 | 23.042 | 23.458 | 1'30.476 | 236,3 | 15:42'33.167 |
| 19 | 19.402 | 24.425 | 23.263 | 26.364 | 1'33.454 | 238,9 | 15:44'06.621 |

Race Time 28'53.385

| 9° 69 T. BOOTH-AMOS (1'30.484) | | | | | | | |
|--------------------------------|---------------|--------|--------|--------|----------|--------------|--------------|
| Lap | Seg.1 | Seg.2 | Seg.3 | Seg.4 | Lap Time | km/h | Local Time |
| 1 | | 25.449 | 23.688 | 24.189 | 1'37.617 | | 15:16'50.853 |
| 2 | 19.379 | 24.896 | 23.289 | 24.219 | 1'31.783 | 233,3 | 15:18'22.636 |
| 3 | 19.412 | 24.792 | 23.396 | 23.800 | 1'31.400 | 229,8 | 15:19'54.036 |
| 4 | 19.340 | 24.650 | 23.206 | 23.903 | 1'31.099 | | 15:21'25.135 |
| 5 | 19.352 | 24.646 | 23.343 | 23.747 | 1'31.088 | | 15:22'56.223 |
| 6 | 19.339 | 24.545 | 23.044 | 23.723 | 1'30.651 | 236,8 | 15:24'26.874 |
| 7 | 19.377 | 24.758 | 23.066 | 23.763 | 1'30.964 | | 15:25'57.838 |
| 8 | 19.444 | 24.785 | 23.005 | 23.603 | 1'30.837 | | 15:27'28.675 |
| 9 | 19.281 | 24.566 | 23.329 | 23.821 | 1'30.997 | | 15:28'59.672 |
| 10 | 19.275 | 24.658 | 23.091 | 23.616 | 1'30.640 | 233,3 | 15:30'30.312 |
| 11 | 19.401 | 24.703 | 23.068 | 23.774 | 1'30.946 | 234,3 | 15:32'01.258 |

01/07/2023 P = Pits In/Out - C = Lap Time Cancelled

These data/results cannot be reproduced, stored and/or transmitted in whole or in part by any manner of electronic, mechanical, photocopying, recording, broadcasting or otherwise now known or herein after developed without the previous express consent by the copyright owner, except for reproduction in daily press and regular printed publications on sale to the public within 60 days of the event related to those data/results and always provided that copyright symbol appears together as follows below.

© DORNA WSBK ORGANIZATION Srl 2023

| 10° 94 V. DEBISE (1'30.278) | | | | | | | |
|-----------------------------|---------------|---------------|---------------|---------------|-----------------|--------------|--------------|
| Lap | Seg.1 | Seg.2 | Seg.3 | Seg.4 | Lap Time | km/h | Local Time |
| 1 | | 25.376 | 23.481 | 23.903 | 1'36.966 | 237,9 | 15:16'50.202 |
| 2 | 19.499 | 24.686 | 23.384 | 23.648 | 1'31.217 | 235,3 | 15:18'21.419 |
| 3 | 19.454 | 24.619 | 22.984 | 23.631 | 1'30.688 | 238,9 | 15:19'52.107 |
| 4 | 19.401 | 24.919 | 23.033 | 23.652 | 1'31.005 | 238,9 | 15:21'23.112 |
| 5 | 19.477 | 24.615 | 22.915 | 24.003 | 1'31.010 | 236,3 | 15:22'54.122 |
| 6 | 19.629 | 24.750 | 22.888 | 23.826 | 1'31.093 | 241,6 | 15:24'25.215 |
| 7 | 19.514 | 24.804 | 23.057 | 23.576 | 1'30.951 | 234,3 | 15:25'56.166 |
| 8 | 19.480 | 24.537 | 23.056 | 23.574 | 1'30.647 | 234,8 | 15:27'26.813 |
| 9 | 19.412 | 24.695 | 23.085 | 23.591 | 1'30.783 | 236,3 | 15:28'57.596 |
| 10 | 19.376 | 24.677 | 23.012 | 23.730 | 1'30.795 | 238,9 | 15:30'28.391 |
| 11 | 19.444 | 24.594 | 22.999 | 23.789 | 1'30.826 | 242,7 | 15:31'59.217 |
| 12 | 19.373 | 24.568 | 23.039 | 23.711 | 1'30.691 | 241,1 | 15:33'29.908 |
| 13 | 19.528 | 24.480 | 22.978 | 23.525 | 1'30.511 | 238,4 | 15:35'00.419 |
| 14 | 19.388 | 24.471 | 23.033 | 23.552 | 1'30.444 | 238,4 | 15:36'30.863 |
| 15 | 19.418 | 24.513 | 22.937 | 23.819 | 1'30.687 | 237,4 | 15:38'01.550 |
| 16 | 19.343 | 24.575 | 22.942 | 23.460 | 1'30.320 | 238,9 | 15:39'31.870 |
| 17 | 19.373 | 24.444 | 23.060 | 23.401 | 1'30.278 | 233,8 | 15:41'02.148 |
| 18 | 19.421 | 24.715 | 23.132 | 23.432 | 1'30.700 | 230,3 | 15:42'32.848 |
| 19 | 19.483 | 24.495 | 23.593 | 26.488 | 1'34.059 | 233,8 | 15:44'06.907 |

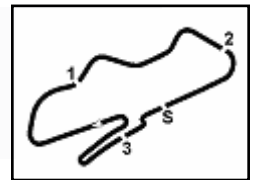
Race Time 28'53.671

| 11° 14 L. MAHIAS (1'30.604) | | | | | | | |
|-----------------------------|---------------|---------------|---------------|---------------|-----------------|--------------|--------------|
| Lap | Seg.1 | Seg.2 | Seg.3 | Seg.4 | Lap Time | km/h | Local Time |
| 1 | | 24.892 | 23.148 | 23.928 | 1'35.019 | 232,8 | 15:16'48.255 |
| 2 | 19.558 | 25.089 | 23.135 | 23.930 | 1'31.712 | 230,8 | 15:18'19.967 |
| 3 | 19.258 | 24.612 | 22.965 | 24.023 | 1'30.858 | 232,8 | 15:19'50.825 |
| 4 | 19.367 | 24.751 | 23.103 | 24.130 | 1'31.351 | 228,8 | 15:21'22.176 |
| 5 | 19.432 | 24.632 | 23.464 | 24.095 | 1'31.623 | 229,8 | 15:22'53.799 |
| 6 | 19.283 | 24.833 | 23.207 | 24.190 | 1'31.513 | 232,3 | 15:24'25.312 |
| 7 | 19.522 | 24.860 | 23.116 | 24.148 | 1'31.646 | 230,8 | 15:25'56.958 |
| 8 | 19.413 | 24.641 | 22.942 | 23.706 | 1'30.702 | 232,3 | 15:27'27.660 |
| 9 | 19.366 | 24.644 | 23.000 | 23.720 | 1'30.730 | 230,8 | 15:28'58.390 |
| 10 | 19.345 | 24.640 | 22.951 | 23.668 | 1'30.604 | 232,3 | 15:30'28.994 |
| 11 | 19.333 | 24.880 | 23.261 | 23.775 | 1'31.249 | 231,3 | 15:32'00.243 |
| 12 | 19.363 | 24.689 | 22.900 | 23.849 | 1'30.801 | 234,3 | 15:33'31.044 |
| 13 | 19.491 | 24.653 | 23.059 | 23.664 | 1'30.867 | 231,3 | 15:35'01.911 |
| 14 | 19.453 | 24.631 | 22.952 | 23.737 | 1'30.773 | 231,3 | 15:36'32.684 |
| 15 | 19.434 | 24.600 | 23.017 | 23.730 | 1'30.781 | 228,3 | 15:38'03.465 |
| 16 | 19.523 | 24.763 | 23.202 | 23.980 | 1'31.468 | 231,8 | 15:39'34.933 |
| 17 | 19.413 | 24.712 | 23.102 | 23.818 | 1'31.045 | 232,8 | 15:41'05.978 |
| 18 | 19.428 | 24.786 | 23.145 | 23.705 | 1'31.064 | 232,3 | 15:42'37.042 |
| 19 | 19.581 | 24.795 | 23.247 | 24.044 | 1'31.667 | 231,8 | 15:44'08.709 |

Race Time 28'55.473

| 12° 9 J. NAVARRO (1'30.712) | | | | | | | |
|-----------------------------|--------|---------------|--------|--------|----------|--------------|--------------|
| Lap | Seg.1 | Seg.2 | Seg.3 | Seg.4 | Lap Time | km/h | Local Time |
| 1 | | 25.399 | 23.587 | 24.177 | 1'37.188 | 238,9 | 15:16'50.424 |
| 2 | 19.519 | 24.690 | 23.315 | 23.779 | 1'31.303 | 234,8 | 15:18'21.727 |
| 3 | 19.557 | 24.622 | 23.143 | 23.802 | 1'31.124 | 236,3 | 15:19'52.851 |
| 4 | 19.466 | 24.793 | 23.025 | 23.674 | 1'30.958 | 238,4 | 15:21'23.809 |
| 5 | 19.563 | 24.627 | 23.289 | 24.173 | 1'31.652 | 236,8 | 15:22'55.461 |
| 6 | 19.630 | 24.704 | 23.190 | 23.632 | 1'31.156 | 236,8 | 15:24'26.617 |
| 7 | 19.476 | 25.048 | 23.185 | 23.768 | 1'31.477 | 237,4 | 15:25'58.094 |
| 8 | 19.587 | 24.762 | 23.048 | 23.793 | 1'31.190 | 238,9 | 15:27'29.284 |





Donington Park 4.023 m

Prosecco DOC UK Round, 30 June - 2 July 2023
Chronological Analysis Race 1

Start at 15:15:13.236

3 / 5

| | | | | | | | | | | | | | | | |
|----|--------|--------|---------------|---------------|-----------------|-------|--------------|----|---------------|--------|---------------|--------|----------|-------|--------------|
| 9 | 19.370 | 24.760 | 23.169 | 23.772 | 1'31.071 | 236,8 | 15:29'00.355 | 6 | 19.609 | 24.755 | 23.190 | 23.851 | 1'31.405 | 237,4 | 15:24'25.424 |
| 10 | 19.444 | 24.737 | 23.111 | 23.583 | 1'30.875 | 236,3 | 15:30'31.230 | 7 | 19.614 | 24.936 | 22.983 | 24.646 | 1'32.179 | 238,4 | 15:25'57.603 |
| 11 | 19.509 | 24.714 | 23.078 | 23.599 | 1'30.900 | 236,8 | 15:32'02.130 | 8 | 19.468 | 25.152 | 23.055 | 23.713 | 1'31.388 | 234,3 | 15:27'28.991 |
| 12 | 19.387 | 24.713 | 23.021 | 23.591 | 1'30.712 | 238,4 | 15:33'32.842 | 9 | 19.325 | 26.842 | 23.300 | 23.804 | 1'33.271 | 232,8 | 15:29'02.262 |
| 13 | 20.121 | 24.845 | 23.094 | 23.564 | 1'31.624 | 236,3 | 15:35'04.466 | 10 | 19.511 | 25.017 | 23.229 | 23.758 | 1'31.515 | 232,3 | 15:30'33.777 |
| 14 | 19.593 | 24.728 | 23.035 | 23.586 | 1'30.942 | 235,8 | 15:36'35.408 | 11 | 19.587 | 24.849 | 23.446 | 23.677 | 1'31.559 | 229,3 | 15:32'05.336 |
| 15 | 19.514 | 24.776 | 23.124 | 23.659 | 1'31.073 | 233,8 | 15:38'06.481 | 12 | 19.566 | 25.335 | 23.344 | 24.724 | 1'32.969 | 234,8 | 15:33'38.305 |
| 16 | 19.656 | 24.916 | 23.251 | 23.690 | 1'31.513 | 233,3 | 15:39'37.994 | 13 | 19.744 | 25.007 | 23.127 | 23.769 | 1'31.647 | 233,3 | 15:35'09.952 |
| 17 | 19.501 | 24.923 | 23.233 | 23.734 | 1'31.391 | 234,8 | 15:41'09.385 | 14 | 19.684 | 24.923 | 23.155 | 23.623 | 1'31.385 | 233,8 | 15:36'41.337 |
| 18 | 19.654 | 24.968 | 23.417 | 23.929 | 1'31.968 | 232,8 | 15:42'41.353 | 15 | 19.556 | 24.872 | 23.198 | 23.854 | 1'31.480 | 232,3 | 15:38'12.817 |
| 19 | 19.911 | 25.217 | 23.567 | 23.944 | 1'32.639 | 232,8 | 15:44'13.992 | 16 | 19.669 | 24.928 | 23.801 | 24.140 | 1'32.538 | 230,8 | 15:39'45.355 |

Race Time 29'00.756

13° 54 B. SOFUOGLU (1'30.687)

| Lap | Seg1 | Seg2 | Seg3 | Seg4 | Lap Time | km/h | Local Time |
|-----|---------------|---------------|---------------|---------------|-----------------|--------------|--------------|
| 1 | | 25.804 | 23.495 | 23.990 | 1'37.440 | 240,5 | 15:16'50.676 |
| 2 | 19.464 | 25.182 | 23.295 | 23.775 | 1'31.716 | 235,3 | 15:18'22.392 |
| 3 | 19.375 | 25.174 | 23.236 | 23.450 | 1'31.235 | 236,3 | 15:19'53.627 |
| 4 | 19.425 | 24.782 | 23.245 | 23.411 | 1'30.863 | 237,9 | 15:21'24.490 |
| 5 | 19.347 | 24.702 | 23.153 | 27.755 | 1'34.957 | 235,3 | 15:22'59.447 |
| 6 | 19.646 | 24.944 | 23.235 | 23.463 | 1'31.288 | 233,8 | 15:24'30.735 |
| 7 | 19.573 | 24.846 | 23.247 | 23.502 | 1'31.168 | 232,3 | 15:26'01.903 |
| 8 | 19.568 | 24.668 | 23.221 | 23.633 | 1'31.090 | 232,8 | 15:27'32.993 |
| 9 | 19.601 | 25.087 | 23.279 | 23.513 | 1'31.480 | 233,3 | 15:29'04.473 |
| 10 | 19.472 | 24.802 | 23.160 | 23.501 | 1'30.935 | 232,8 | 15:30'35.408 |
| 11 | 19.438 | 24.774 | 23.072 | 23.517 | 1'30.801 | 234,8 | 15:32'06.209 |
| 12 | 19.365 | 24.869 | 22.977 | 23.476 | 1'30.687 | 239,5 | 15:33'36.896 |
| 13 | 19.463 | 24.796 | 23.375 | 23.785 | 1'31.419 | 233,8 | 15:35'08.315 |
| 14 | 19.685 | 24.860 | 23.084 | 23.479 | 1'31.108 | 233,3 | 15:36'39.423 |
| 15 | 19.569 | 25.107 | 23.384 | 23.698 | 1'31.758 | 230,8 | 15:38'11.181 |
| 16 | 19.491 | 25.041 | 23.347 | 23.678 | 1'31.557 | 232,3 | 15:39'42.738 |
| 17 | 19.593 | 24.973 | 23.449 | 23.493 | 1'31.508 | 232,3 | 15:41'14.246 |
| 18 | 19.626 | 25.045 | 23.368 | 23.742 | 1'31.781 | 232,8 | 15:42'46.027 |
| 19 | 19.629 | 24.953 | 23.475 | 23.703 | 1'31.760 | 231,8 | 15:44'17.787 |

Race Time 29'04.551

14° 71 T. EDWARDS (1'31.050)

| Lap | Seg1 | Seg2 | Seg3 | Seg4 | Lap Time | km/h | Local Time |
|-----|---------------|---------------|---------------|---------------|-----------------|--------------|--------------|
| 1 | | 25.827 | 23.431 | 24.163 | 1'37.835 | 240,0 | 15:16'51.071 |
| 2 | 19.654 | 25.033 | 23.267 | 23.837 | 1'31.791 | 235,8 | 15:18'22.862 |
| 3 | 19.592 | 24.981 | 23.250 | 23.590 | 1'31.413 | 237,4 | 15:19'54.275 |
| 4 | 19.518 | 24.832 | 23.256 | 23.856 | 1'31.462 | 237,9 | 15:21'25.737 |
| 5 | 19.411 | 24.835 | 23.337 | 23.812 | 1'31.395 | 237,4 | 15:22'57.132 |
| 6 | 19.592 | 24.791 | 23.367 | 23.642 | 1'31.392 | 236,8 | 15:24'28.524 |
| 7 | 19.652 | 25.066 | 23.600 | 23.726 | 1'32.044 | 232,3 | 15:26'00.568 |
| 8 | 19.866 | 24.838 | 23.531 | 23.794 | 1'32.029 | 233,8 | 15:27'32.597 |
| 9 | 19.786 | 25.275 | 23.540 | 23.583 | 1'32.184 | 233,8 | 15:29'04.781 |
| 10 | 19.574 | 24.898 | 23.200 | 23.569 | 1'31.241 | 232,8 | 15:30'36.022 |
| 11 | 19.511 | 24.876 | 23.176 | 23.487 | 1'31.050 | 238,9 | 15:32'07.072 |
| 12 | 19.528 | 24.855 | 23.325 | 23.895 | 1'31.603 | 235,8 | 15:33'38.675 |
| 13 | 19.642 | 24.943 | 23.169 | 23.772 | 1'31.526 | 234,3 | 15:35'10.201 |
| 14 | 19.589 | 24.997 | 23.162 | 23.573 | 1'31.321 | 236,3 | 15:36'41.522 |
| 15 | 19.481 | 24.945 | 23.164 | 23.740 | 1'31.330 | 238,4 | 15:38'12.852 |
| 16 | 19.696 | 25.028 | 23.384 | 23.771 | 1'31.879 | 238,9 | 15:39'44.731 |
| 17 | 19.480 | 25.046 | 23.355 | 23.644 | 1'31.525 | 229,8 | 15:41'16.256 |
| 18 | 19.557 | 24.884 | 23.335 | 23.959 | 1'31.735 | 233,8 | 15:42'47.991 |
| 19 | 19.630 | 25.009 | 23.363 | 23.651 | 1'31.653 | 231,8 | 15:44'19.644 |

Race Time 29'06.408

15° 66 N. TUULI (1'30.931)

| Lap | Seg1 | Seg2 | Seg3 | Seg4 | Lap Time | km/h | Local Time |
|-----|--------|---------------|--------|---------------|-----------------|--------------|--------------|
| 1 | | 25.201 | 23.247 | 24.407 | 1'36.153 | 235,3 | 15:16'49.389 |
| 2 | 19.512 | 24.964 | 23.175 | 23.694 | 1'31.345 | 237,9 | 15:18'20.734 |
| 3 | 19.457 | 24.732 | 23.151 | 23.807 | 1'31.147 | 238,9 | 15:19'51.881 |
| 4 | 19.356 | 24.956 | 23.081 | 23.538 | 1'30.931 | 237,4 | 15:21'22.812 |
| 5 | 19.497 | 24.643 | 22.992 | 24.075 | 1'31.207 | 238,9 | 15:22'54.019 |

Race Time 29'17.992

| | | | | | | | |
|----|---------------|--------|---------------|--------|----------|-------|--------------|
| 6 | 19.609 | 24.755 | 23.190 | 23.851 | 1'31.405 | 237,4 | 15:24'25.424 |
| 7 | 19.614 | 24.936 | 22.983 | 24.646 | 1'32.179 | 238,4 | 15:25'57.603 |
| 8 | 19.468 | 25.152 | 23.055 | 23.713 | 1'31.388 | 234,3 | 15:27'28.991 |
| 9 | 19.325 | 26.842 | 23.300 | 23.804 | 1'33.271 | 232,8 | 15:29'02.262 |
| 10 | 19.511 | 25.017 | 23.229 | 23.758 | 1'31.515 | 232,3 | 15:30'33.777 |
| 11 | 19.587 | 24.849 | 23.446 | 23.677 | 1'31.559 | 229,3 | 15:32'05.336 |
| 12 | 19.566 | 25.335 | 23.344 | 24.724 | 1'32.969 | 234,8 | 15:33'38.305 |
| 13 | 19.744 | 25.007 | 23.127 | 23.769 | 1'31.647 | 233,3 | 15:35'09.952 |
| 14 | 19.684 | 24.923 | 23.155 | 23.623 | 1'31.385 | 233,8 | 15:36'41.337 |
| 15 | 19.556 | 24.872 | 23.198 | 23.854 | 1'31.480 | 232,3 | 15:38'12.817 |
| 16 | 19.669 | 24.928 | 23.801 | 24.140 | 1'32.538 | 230,8 | 15:39'45.355 |
| 17 | 19.525 | 25.124 | 23.078 | 23.770 | 1'31.497 | 233,3 | 15:41'16.852 |
| 18 | 19.487 | 24.996 | 23.163 | 23.841 | 1'31.487 | 234,3 | 15:42'48.339 |
| 19 | 19.536 | 24.986 | 23.322 | 24.127 | 1'31.971 | 234,8 | 15:44'20.310 |

Race Time 29'07.074

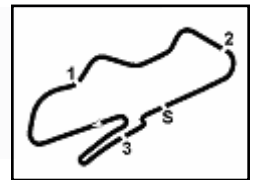
16° 34 R. IRWIN (1'31.374)

| Lap | Seg1 | Seg2 | Seg3 | Seg4 | Lap Time | km/h | Local Time |
|-----|---------------|---------------|---------------|---------------|-----------------|--------------|--------------|
| 1 | | 25.782 | 23.587 | 24.500 | 1'38.439 | 240,0 | 15:16'51.675 |
| 2 | 19.687 | 25.033 | 23.714 | 24.203 | 1'32.637 | 228,8 | 15:18'24.312 |
| 3 | 19.669 | 24.868 | 23.083 | 24.045 | 1'31.665 | 239,5 | 15:19'55.977 |
| 4 | 19.854 | 25.002 | 23.169 | 23.706 | 1'31.731 | 236,3 | 15:21'27.708 |
| 5 | 19.643 | 24.841 | 23.185 | 23.859 | 1'31.528 | 235,8 | 15:22'59.236 |
| 6 | 19.577 | 25.236 | 23.445 | 23.684 | 1'31.942 | 237,4 | 15:24'31.178 |
| 7 | 19.543 | 25.135 | 23.143 | 23.740 | 1'31.561 | 237,9 | 15:26'02.739 |
| 8 | 19.799 | 25.084 | 23.183 | 23.865 | 1'31.931 | 235,8 | 15:27'34.670 |
| 9 | 19.690 | 24.931 | 23.152 | 23.665 | 1'31.438 | 236,3 | 15:29'06.108 |
| 10 | 19.537 | 25.089 | 23.166 | 23.865 | 1'31.657 | 235,8 | 15:30'37.765 |
| 11 | 19.703 | 24.942 | 23.264 | 23.712 | 1'31.621 | 236,3 | 15:32'09.386 |
| 12 | 19.552 | 24.937 | 23.131 | 23.754 | 1'31.374 | 237,4 | 15:33'40.760 |
| 13 | 19.659 | 24.980 | 23.329 | 23.877 | 1'31.845 | 235,8 | 15:35'12.605 |
| 14 | 19.739 | 25.157 | 23.249 | 23.813 | 1'31.958 | 236,8 | 15:36'44.563 |
| 15 | 19.679 | 25.004 | 23.365 | 23.757 | 1'31.805 | 234,3 | 15:38'16.368 |
| 16 | 19.782 | 25.214 | 23.430 | 23.942 | 1'32.368 | 232,8 | 15:39'48.736 |
| 17 | 19.738 | 24.991 | 23.265 | 23.831 | 1'31.825 | 234,3 | 15:41'20.561 |
| 18 | 19.842 | 25.153 | 23.637 | 23.983 | 1'32.615 | 235,3 | 15:42'53.176 |
| 19 | 19.938 | 25.369 | 23.597 | 24.304 | 1'33.208 | 233,8 | 15:44'26.384 |

Race Time 29'13.148

17° 25 A. VERDOIA (1'31.376)

| Lap | Seg1 | Seg2 | Seg3 | Seg4 | Lap Time | km/h | Local Time |
|-----|--------|---------------|--------|--------|----------|--------------|--------------|
| 1 | | 25.911 | 23.896 | 24.478 | 1'39.142 | 238,4 | 15:16'52.378 |
| 2 | 20.105 | 25.299 | 23.773 | 25.224 | 1'34.401 | 231,3 | 15:18'26.779 |
| 3 | 20.012 | 25.066 | 23.374 | 23.807 | 1'32.259 | 231,3 | 15:19'59.038 |
| 4 | 19.623 | 25.102 | 23.282 | 23.867 | 1'31.874 | 231,3 | 15:21'30.912 |
| 5 | 19.785 | 25.206 | 23.421 | 23.929 | 1'32.341 | 230,8 | 15:23'03.253 |
| 6 | 19.712 | 25.150 | 23.492 | 23.926 | 1'32.280 | 231,8 | 15:24'35.533 |
| 7 | 19.658 | 25.140 | 23.316 | 23.824 | 1'31.938 | 231,3 | 15:26'07.471 |
| 8 | 19.756 | 25.124 | 23.484 | 23.937 | 1'32.301 | 230,8 | 15:27'39.772 |
| 9 | 19.736 | 25.212 | 23.289 | 23.764 | 1'32.001 | 232,3 | 15:29'11.773 |
| 10 | 19.589 | 25.059 | 23.359 | 23.811 | 1'31.818 | 231,3 | 15:30'43.591 |
| 11 | 19.736 | 25.014 | 23.650 | 23.940 | 1'32.340 | 232,8 | 15:32'15.931 |
| 12 | 19.636 | 25.223 | 23.277 | 23.877 | 1'32.013 | 232,3 | 15:33'47.944 |
| 13 | 19.746 | 25.115 | 23.665 | 23.736 | 1'32.262 | 231,3 | 15:35'20.206 |
| 14 | 19.606 | 25.069 | 23.466 | 23.731 | 1'31.872 | 232,3 | 15:36 |



Donington Park 4.023 m

Prosecco DOC UK Round, 30 June - 2 July 2023
Chronological Analysis Race 1

Start at 15:15'13.236

4 / 5

| Lap | Seg1 | Seg2 | Seg3 | Seg4 | Lap Time | km/h | Local Time |
|---------------------|---------------|---------------|---------------|---------------|-----------------|-------|--------------|
| 3 | 20.183 | 25.390 | 23.352 | 24.306 | 1'33.231 | 234,8 | 15:20'00.046 |
| 4 | 19.695 | 24.881 | 23.328 | 24.186 | 1'32.090 | 232,8 | 15:21'32.136 |
| 5 | 19.657 | 24.804 | 23.242 | 24.052 | 1'31.755 | 232,3 | 15:23'03.891 |
| 6 | 19.667 | 24.916 | 23.413 | 24.152 | 1'32.148 | 236,3 | 15:24'36.039 |
| 7 | 19.757 | 24.918 | 23.271 | 24.204 | 1'32.150 | 233,8 | 15:26'08.189 |
| 8 | 19.738 | 24.894 | 23.271 | 24.201 | 1'32.104 | 234,3 | 15:27'40.293 |
| 9 | 19.731 | 25.158 | 23.518 | 24.107 | 1'32.514 | 235,8 | 15:29'12.807 |
| 10 | 19.848 | 24.823 | 23.343 | 24.077 | 1'32.091 | 228,8 | 15:30'44.898 |
| 11 | 19.746 | 24.852 | 23.351 | 24.159 | 1'32.108 | 229,8 | 15:32'17.006 |
| 12 | 19.709 | 24.829 | 23.172 | 24.068 | 1'31.778 | 232,3 | 15:33'48.784 |
| 13 | 19.690 | 24.872 | 23.348 | 24.089 | 1'31.999 | 229,8 | 15:35'20.783 |
| 14 | 19.751 | 24.757 | 23.149 | 24.055 | 1'31.712 | 231,8 | 15:36'52.495 |
| 15 | 19.664 | 24.936 | 23.242 | 23.996 | 1'31.838 | 231,3 | 15:38'24.333 |
| 16 | 19.651 | 24.799 | 23.305 | 24.029 | 1'31.784 | 228,3 | 15:39'56.117 |
| 17 | 19.670 | 24.909 | 23.371 | 24.211 | 1'32.161 | 232,8 | 15:41'28.278 |
| 18 | 19.637 | 25.185 | 23.161 | 24.069 | 1'32.052 | 232,8 | 15:43'00.330 |
| 19 | 19.746 | 24.816 | 23.212 | 24.120 | 1'31.894 | 230,3 | 15:44'32.224 |
| Race Time 29'18.988 | | | | | | | |

| 21° | | 16 Y. OKAYA [1'32.581] | | | | | | |
|---------------------|---------------|------------------------|---------------|---------------|-----------------|--------------|--------------|--|
| Lap | Seg1 | Seg2 | Seg3 | Seg4 | Lap Time | km/h | Local Time | |
| 1 | | 26.699 | 24.380 | 24.317 | 1'40.952 | 236,3 | 15:16'54.188 | |
| 2 | 20.299 | 25.479 | 23.904 | 23.974 | 1'33.656 | 230,8 | 15:18'27.844 | |
| 3 | 20.059 | 25.237 | 23.644 | 24.871 | 1'33.811 | 235,3 | 15:20'01.655 | |
| 4 | 20.374 | 24.973 | 23.641 | 23.952 | 1'32.940 | 234,8 | 15:21'34.595 | |
| 5 | 19.801 | 25.277 | 23.940 | 24.014 | 1'33.032 | 230,3 | 15:23'07.627 | |
| 6 | 19.864 | 25.235 | 23.813 | 23.998 | 1'32.910 | 230,3 | 15:24'50.537 | |
| 7 | 19.787 | 25.074 | 23.994 | 23.865 | 1'32.720 | 227,8 | 15:26'13.257 | |
| 8 | 19.852 | 25.288 | 23.884 | 23.969 | 1'32.993 | 230,8 | 15:27'46.250 | |
| 9 | 19.713 | 25.257 | 23.766 | 23.845 | 1'32.581 | 231,8 | 15:29'18.831 | |
| 10 | 19.675 | 25.284 | 23.857 | 23.978 | 1'32.794 | 229,3 | 15:30'51.625 | |
| 11 | 19.757 | 25.437 | 23.781 | 24.051 | 1'33.026 | 230,8 | 15:32'24.651 | |
| 12 | 19.927 | 25.805 | 24.148 | 24.387 | 1'34.267 | 230,8 | 15:33'58.918 | |
| 13 | 19.798 | 25.286 | 23.710 | 24.021 | 1'32.815 | 231,8 | 15:35'31.733 | |
| 14 | 19.863 | 25.164 | 23.864 | 24.050 | 1'32.941 | 229,3 | 15:37'04.674 | |
| 15 | 19.852 | 25.383 | 23.865 | 24.489 | 1'33.589 | 230,3 | 15:38'38.263 | |
| 16 | 19.803 | 25.240 | 23.829 | 24.129 | 1'33.001 | 232,8 | 15:40'11.264 | |
| 17 | 19.889 | 25.283 | 23.834 | 23.887 | 1'32.893 | 229,8 | 15:41'44.157 | |
| 18 | 19.914 | 25.393 | 24.056 | 23.906 | 1'33.269 | 232,3 | 15:43'17.426 | |
| 19 | 19.744 | 25.161 | 23.910 | 24.171 | 1'32.986 | 230,3 | 15:44'50.412 | |
| Race Time 29'37.176 | | | | | | | | |

| 19° | | 22 F. FULIGNI [1'31.809] | | | | | | |
|---------------------|---------------|--------------------------|---------------|---------------|-----------------|--------------|--------------|--|
| Lap | Seg1 | Seg2 | Seg3 | Seg4 | Lap Time | km/h | Local Time | |
| 1 | | 26.297 | 31.659 | 24.786 | 1'47.856 | 242,2 | 15:17'01.092 | |
| 2 | 19.721 | 25.315 | 23.688 | 24.366 | 1'33.090 | 231,3 | 15:18'34.182 | |
| 3 | 20.135 | 25.861 | 23.633 | 23.828 | 1'33.457 | 231,3 | 15:20'07.639 | |
| 4 | 19.542 | 25.165 | 23.452 | 23.786 | 1'31.945 | 233,3 | 15:21'39.584 | |
| 5 | 19.618 | 24.986 | 23.772 | 23.803 | 1'32.179 | 232,3 | 15:23'11.763 | |
| 6 | 19.564 | 25.102 | 23.626 | 23.767 | 1'32.059 | 232,8 | 15:24'43.822 | |
| 7 | 19.566 | 25.020 | 23.479 | 23.744 | 1'31.809 | 231,8 | 15:26'15.631 | |
| 8 | 19.715 | 25.068 | 23.455 | 23.783 | 1'32.021 | 234,8 | 15:27'47.652 | |
| 9 | 19.682 | 25.063 | 23.474 | 23.842 | 1'32.061 | 236,8 | 15:29'19.713 | |
| 10 | 19.592 | 25.208 | 23.619 | 23.979 | 1'32.398 | 238,4 | 15:30'52.111 | |
| 11 | 19.772 | 25.325 | 23.769 | 23.823 | 1'32.689 | 232,8 | 15:32'24.800 | |
| 12 | 20.000 | 25.451 | 24.186 | 23.916 | 1'33.553 | 234,8 | 15:33'58.353 | |
| 13 | 19.699 | 25.345 | 23.488 | 23.797 | 1'32.329 | 232,8 | 15:35'30.682 | |
| 14 | 19.659 | 25.059 | 23.687 | 23.848 | 1'32.253 | 233,3 | 15:37'02.935 | |
| 15 | 19.906 | 25.122 | 23.646 | 24.291 | 1'32.965 | 232,8 | 15:38'35.900 | |
| 16 | 19.645 | 25.012 | 23.625 | 24.065 | 1'32.347 | 231,8 | 15:40'08.247 | |
| 17 | 19.856 | 25.263 | 23.656 | 23.957 | 1'32.732 | 232,3 | 15:41'40.979 | |
| 18 | 19.776 | 25.110 | 23.748 | 24.158 | 1'32.792 | 232,3 | 15:43'13.771 | |
| 19 | 19.933 | 25.395 | 23.667 | 24.050 | 1'33.045 | 232,8 | 15:44'46.816 | |
| Race Time 29'33.580 | | | | | | | | |

| 22° | | 68 L. POWER [1'31.513] | | | | | | |
|---------------------|---------------|------------------------|---------------|---------------|-----------------|--------------|--------------|--|
| Lap | Seg1 | Seg2 | Seg3 | Seg4 | Lap Time | km/h | Local Time | |
| 1 | | 26.463 | 24.213 | 24.412 | 1'40.523 | 236,8 | 15:16'53.759 | |
| 2 | 19.992 | 25.058 | 24.019 | 24.506 | 1'33.575 | 230,8 | 15:18'27.334 | |
| 3 | 19.978 | 25.219 | 23.618 | 24.246 | 1'33.061 | 233,8 | 15:20'00.395 | |
| 4 | 20.151 | 25.138 | 23.562 | 24.226 | 1'33.077 | 233,8 | 15:21'33.472 | |
| 5 | 19.873 | 24.920 | 23.558 | 24.203 | 1'32.554 | 228,3 | 15:23'06.026 | |
| 6 | 19.820 | 25.006 | 23.566 | 24.056 | 1'32.448 | 229,3 | 15:24'38.474 | |
| 7 | 19.811 | 24.938 | 23.420 | 24.069 | 1'32.238 | 228,8 | 15:26'10.712 | |
| 8 | 19.906 | 24.897 | 23.543 | 23.933 | 1'32.279 | 228,3 | 15:27'42.991 | |
| 9 | 19.853 | 24.827 | 23.423 | 23.940 | 1'32.043 | 230,3 | 15:29'15.034 | |
| 10 | 19.650 | 24.940 | 23.480 | 23.984 | 1'32.054 | 227,8 | 15:30'47.088 | |
| 11 | 19.792 | 24.995 | 23.406 | 24.063 | 1'32.256 | 229,3 | 15:32'19.344 | |
| 12 | 19.679 | 24.900 | 23.339 | 23.981 | 1'31.899 | 229,3 | 15:33'51.243 | |
| 13 | 19.607 | 24.934 | 23.401 | 24.035 | 1'31.977 | 226,4 | 15:35'23.220 | |
| 14 | 19.506 | 24.936 | 23.254 | 23.817 | 1'31.513 | 229,3 | 15:36'54.733 | |
| 15 | 19.634 | 24.871 | 23.254 | 23.991 | 1'31.750 | 229,8 | 15:38'26.483 | |
| 16 | 19.599 | 24.799 | 23.292 | 42.131 | 1'49.821 | 228,3 | 15:40'16.304 | |
| 17 | 20.106 | 25.015 | 23.660 | 24.311 | 1'33.092 | 225,9 | 15:41'49.396 | |
| 18 | 19.901 | 24.946 | 23.501 | 24.269 | 1'32.617 | 226,9 | 15:43'22.013 | |
| 19 | 19.827 | 24.944 | 23.664 | 24.322 | 1'32.757 | 226,4 | 15:44'54.770 | |
| Race Time 29'41.534 | | | | | | | | |

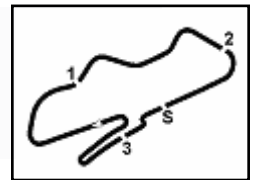
| 20° | | 17 J. MCPHEE [1'32.484] | | | | | | |
|---------------------|---------------|-------------------------|---------------|---------------|-----------------|--------------|--------------|--|
| Lap | Seg1 | Seg2 | Seg3 | Seg4 | Lap Time | km/h | Local Time | |
| 1 | | 26.579 | 24.736 | 24.621 | 1'41.510 | 236,3 | 15:16'54.746 | |
| 2 | 20.106 | 25.453 | 24.160 | 24.282 | 1'34.001 | 231,8 | 15:18'28.747 | |
| 3 | 19.860 | 25.365 | 23.613 | 24.061 | 1'32.899 | 232,3 | 15:20'01.646 | |
| 4 | 19.921 | 25.227 | 23.969 | 24.151 | 1'33.268 | 231,3 | 15:21'34.914 | |
| 5 | 19.807 | 25.243 | 23.909 | 24.174 | 1'33.133 | 231,8 | 15:23'08.047 | |
| 6 | 19.908 | 25.235 | 23.796 | 24.236 | 1'33.175 | 230,8 | 15:24'41.222 | |
| 7 | 19.754 | 25.202 | 23.826 | 24.100 | 1'32.882 | 228,3 | 15:26'14.104 | |
| 8 | 19.804 | 25.229 | 23.796 | 24.012 | 1'32.841 | 231,3 | 15:27'46.945 | |
| 9 | 19.829 | 25.061 | 23.757 | 23.837 | 1'32.484 | 232,3 | 15:29'19.429 | |
| 10 | 19.698 | 25.160 | 23.659 | 23.995 | 1'32.512 | 231,3 | 15:30'51.941 | |
| 11 | 19.789 | 25.323 | 23.821 | 24.309 | 1'33.242 | 231,3 | 15:32'25.183 | |
| 12 | 19.920 | 25.453 | 24.122 | 24.479 | 1'33.974 | 234,8 | 15:33'59.157 | |
| 13 | 19.778 | 25.327 | 23.690 | 24.009 | 1'32.804 | 234,3 | 15:35'31.961 | |
| 14 | 19.780 | 25.333 | 23.691 | 24.114 | 1'32.918 | 232,3 | 15:37'04.879 | |
| 15 | 19.775 | 25.486 | 23.728 | 24.064 | 1'33.053 | 235,3 | 15:38'37.932 | |
| 16 | 19.780 | 25.277 | 23.803 | 23.887 | 1'32.747 | 228,3 | 15:40'10.679 | |
| 17 | 19.735 | 25.429 | 23.947 | 24.054 | 1'33.165 | 227,8 | 15:41'43.844 | |
| 18 | 19.959 | 25.470 | 23.909 | 23.963 | 1'33.301 | 229,3 | 15:43'17.145 | |
| 19 | 19.833 | 25.244 | 24.071 | 24.116 | 1'33.264 | 230,8 | 15:44'50.409 | |
| Race Time 29'37.173 | | | | | | | | |

| 23° | | 73 M. KOFLER [1'32.667] | | | | | | |
|-----|---------------|-------------------------|---------------|---------------|-----------------|--------------|--------------|--|
| Lap | Seg1 | Seg2 | Seg3 | Seg4 | Lap Time | km/h | Local Time | |
| 1 | | 26.096 | 27.596 | 27.014 | 1'45.676 | 236,3 | 15:16'58.912 | |
| 2 | 20.333 | 25.822 | 24.519 | 24.472 | 1'35.146 | 227,8 | 15:18'34.058 | |
| 3 | 20.151 | 26.198 | 23.631 | 24.202 | 1'34.182 | 233,3 | 15:20'08.240 | |
| 4 | 19.825 | 25.044 | 23.601 | 24.197 | 1'32.667 | 233,8 | 15:21'40.907 | |
| 5 | 19.926 | 25.244 | 24.000 | 24.212 | 1'33.382 | 231,8 | 15:23'14.289 | |
| 6 | 20.024 | 25.809 | 23.906 | 24.292 | 1'34.031 | 230,3 | 15:24'48.320 | |
| 7 | 20.112 | 25.459 | 23.987 | 24.358 | 1'33.916 | 229,3 | 15:26'22.236 | |
| 8 | 20.344 | 25.408 | 23.900 | 24.464 | 1'34.116 | 230,8 | 15:27'56.352 | |
| 9 | 20.372 | 25.631 | 24.008 | 24.496 | 1'34.507 | 231,3 | 15:29'30.859 | |
| 10 | 20.435 | 25.591 | 23.957 | 24.467 | 1'34.450 | 230,8 | 15:31'05.309 | |
| 11 | 20.582 | 25.606 | 23.903 | 24.462 | 1'34.553 | 232,3 | 15:32'39.862 | |
| 12 | 20.311 | 25.448 | 23.847 | 24.301 | 1'33.907 | 231,3 | 15:34'13.769 | |
| 13 | 20.199 | 25.355 | 23.878 | 24.122 | 1'33.554 | 231,3 | 15:35'47.323 | |
| 14 | 20.210 | 25.110 | 23.738 | 24.140 | 1'33.198 | 229,8 | 15:37'20.521 | |
| 15 | 20.007 | 25.257 | 23.745 | 24.328 | 1'33.340 | 231,3 | 15:38'53.861 | |
| 16 | 20.076 | 25.408 | 23.758 | 24.314 | 1'33.533 | 231,8 | 15:40'27.394 | |
| 17 | 20.295 | 25.682 | 24.029 | 24.545 | 1'34.551 | 231,3 | 15:42'01.945 | |

01/07/2023

P = Pits In/Out - C = Lap Time Cancelled

These data/results cannot be reproduced, stored and/or transmitted in whole or in part by any manner of electronic, mechanical, photocopying, recording, broadcasting or otherwise now known or herein after developed without the previous express consent by the copyright owner, except for reproduction in daily press and regular printed publications on sale to the public within 60 days of the event related to those data/results and always provided that copyright symbol appears together as follows below.



Donington Park 4.023 m

Prosecco DOC UK Round, 30 June - 2 July 2023
Chronological Analysis Race 1

Start at 15:15:13.236

5 / 5

| | | | | | | | |
|----|--------|--------|--------|--------|----------|-------|--------------|
| 18 | 20.563 | 25.578 | 24.035 | 24.409 | 1'34.585 | 231,8 | 15:43'36.530 |
| 19 | 20.266 | 25.294 | 23.921 | 24.488 | 1'33.969 | 231,8 | 15:45'10.499 |

Race Time 29'57.263

| RET 95 T. MACKENZIE (1'31.474) | | | | | | | |
|--------------------------------|---------------|---------------|---------------|---------------|-----------------|--------------|--------------|
| Lap | Seg1 | Seg2 | Seg3 | Seg4 | Lap Time | km/h | Local Time |
| 1 | | 25.583 | 23.702 | 24.420 | 1'38.205 | 232,8 | 15:16'51.441 |
| 2 | 19.689 | 25.056 | 23.608 | 23.930 | 1'32.283 | 228,8 | 15:18'23.724 |
| 3 | 19.727 | 24.988 | 23.420 | 23.978 | 1'32.113 | 227,8 | 15:19'55.837 |
| 4 | 19.897 | 24.959 | 23.628 | 24.115 | 1'32.599 | 227,4 | 15:21'28.436 |
| 5 | 19.769 | 24.908 | 23.564 | 23.835 | 1'32.076 | 225,9 | 15:23'00.512 |
| 6 | 19.685 | 24.965 | 23.246 | 23.690 | 1'31.586 | 227,4 | 15:24'32.098 |
| 7 | 19.866 | 25.014 | 23.387 | 23.776 | 1'32.043 | 226,4 | 15:26'04.141 |
| 8 | 19.882 | 24.948 | 23.400 | 23.751 | 1'31.981 | 225,0 | 15:27'36.122 |
| 9 | 19.795 | 24.837 | 23.418 | 23.723 | 1'31.773 | 226,9 | 15:29'07.895 |
| 10 | 19.824 | 24.857 | 23.341 | 23.771 | 1'31.793 | 224,5 | 15:30'39.688 |
| 11 | 19.734 | 24.875 | 23.237 | 23.628 | 1'31.474 | 227,4 | 15:32'11.162 |
| 12 | 19.624 | 24.987 | 23.319 | 23.693 | 1'31.623 | 227,8 | 15:33'42.785 |
| 13 | 19.760 | 24.909 | 23.352 | 23.836 | 1'31.857 | 225,5 | 15:35'14.642 |
| 14 | 19.783 | 24.973 | 23.322 | 23.689 | 1'31.767 | 227,4 | 15:36'46.409 |
| 15 | 19.818 | 24.892 | 23.389 | 23.654 | 1'31.753 | 225,5 | 15:38'18.162 |
| 16 | 19.708 | 25.011 | 24.144 | 31.483 | 1'40.346P | 224,1 | 15:39'58.508 |

Race Time 24'45.272

| RET 27 A. DIAZ (1'32.428) | | | | | | | |
|---------------------------|---------------|---------------|---------------|---------------|-----------------|--------------|--------------|
| Lap | Seg1 | Seg2 | Seg3 | Seg4 | Lap Time | km/h | Local Time |
| 1 | | 26.446 | 24.433 | 24.479 | 1'40.657 | 239,5 | 15:16'53.893 |
| 2 | 20.438 | 25.421 | 23.716 | 24.056 | 1'33.631 | 229,8 | 15:18'27.524 |
| 3 | 20.184 | 25.201 | 23.572 | 24.017 | 1'32.974 | 234,3 | 15:20'00.498 |
| 4 | 19.906 | 25.090 | 23.572 | 23.860 | 1'32.428 | 233,3 | 15:21'32.926 |
| 5 | 19.918 | 25.073 | 1'07.991 | 24.802 | 2'17.784 | 215,1 | 15:23'50.710 |
| 6 | 20.518 | 25.588 | 24.213 | 27.538 | 1'37.857P | 227,4 | 15:25'28.567 |
| 7 | 1'39.483 | 25.317 | 23.787 | 23.949 | 2'52.536P | 229,3 | 15:28'21.103 |
| 8 | 20.120 | 25.295 | 23.631 | 23.806 | 1'32.852 | 229,3 | 15:29'53.955 |
| 9 | 19.973 | 25.090 | 23.674 | 23.833 | 1'32.570 | 229,3 | 15:31'26.525 |
| 10 | 20.047 | 25.215 | 23.740 | 24.167 | 1'33.169 | 230,3 | 15:32'59.694 |
| 11 | 20.041 | 25.198 | 23.841 | 23.911 | 1'32.991 | 229,3 | 15:34'32.685 |
| 12 | 20.179 | 25.210 | 23.739 | 25.283 | 1'34.411 | 229,3 | 15:36'07.096 |
| 13 | 20.024 | 25.260 | 23.725 | 23.933 | 1'32.942 | 229,8 | 15:37'40.038 |
| 14 | 20.010 | 25.087 | 23.660 | 23.940 | 1'32.697 | 229,3 | 15:39'12.735 |

Race Time 23'59.499

| 26° 29 N. SPINELLI (1'31.384) | | | | | | | |
|-------------------------------|---------------|---------------|---------------|---------------|-----------------|--------------|--------------|
| Lap | Seg1 | Seg2 | Seg3 | Seg4 | Lap Time | km/h | Local Time |
| 1 | | 26.069 | 23.986 | 24.062 | 1'39.261 | 238,9 | 15:16'52.497 |
| 2 | 19.835 | 24.966 | 23.816 | 51.259 | 1'59.876P | 232,8 | 15:18'52.373 |
| 3 | 7'33.825 | 29.548 | 24.349 | 24.276 | 8'51.998P | 227,4 | 15:27'44.371 |
| 4 | 20.043 | 25.209 | 23.554 | 23.886 | 1'32.692 | 231,3 | 15:29'17.063 |
| 5 | 19.761 | 25.000 | 23.560 | 23.844 | 1'32.165 | 228,8 | 15:30'49.228 |
| 6 | 19.644 | 24.882 | 23.659 | 23.902 | 1'32.087 | 231,8 | 15:32'21.315 |
| 7 | 19.632 | 24.868 | 23.440 | 23.718 | 1'31.658 | 230,8 | 15:33'52.973 |
| 8 | 19.735 | 24.951 | 23.524 | 23.846 | 1'32.056 | 229,8 | 15:35'25.029 |
| 9 | 19.635 | 24.857 | 23.399 | 23.776 | 1'31.667 | 230,8 | 15:36'56.696 |
| 10 | 19.702 | 24.837 | 23.451 | 23.746 | 1'31.736 | 229,8 | 15:38'28.432 |
| 11 | 19.604 | 24.722 | 23.480 | 23.806 | 1'31.612 | 229,3 | 15:40'00.044 |
| 12 | 19.600 | 24.836 | 23.449 | 23.796 | 1'31.681 | 228,8 | 15:41'31.725 |
| 13 | 19.685 | 24.795 | 23.340 | 23.622 | 1'31.442 | 230,3 | 15:43'03.167 |
| 14 | 19.671 | 24.676 | 23.344 | 23.693 | 1'31.384 | 229,3 | 15:44'34.551 |

Race Time 29'21.315

| RET 51 A. SARMOON (1'31.945) | | | | | | | |
|------------------------------|--------|---------------|---------------|--------|-----------------|--------------|--------------|
| Lap | Seg1 | Seg2 | Seg3 | Seg4 | Lap Time | km/h | Local Time |
| 1 | | 25.759 | 23.778 | 24.417 | 1'38.643 | 234,8 | 15:16'51.879 |
| 2 | 19.896 | 25.013 | 25.238 | 24.822 | 1'34.969 | 228,8 | 15:18'26.848 |
| 3 | 20.065 | 25.265 | 23.471 | 24.003 | 1'32.804 | 231,3 | 15:19'59.652 |
| 4 | 19.674 | 24.879 | 23.410 | 23.982 | 1'31.945 | 232,3 | 15:21'31.597 |

01/07/2023 P = Pits In/Out - C = Lap Time Cancelled

These data/results cannot be reproduced, stored and/or transmitted in whole or in part by any manner of electronic, mechanical, photocopying, recording, broadcasting or otherwise now known or herein after developed without the previous express consent by the copyright owner, except for reproduction in daily press and regular printed publications on sale to the public within 60 days of the event related to those data/results and always provided that copyright symbol appears together as follows below.

© DORNA WSBK ORGANIZATION Srl 2023

