

Donington Park 4.023 m

## Prosecco DOC UK Round, 30 June - 2 July 2023 Results Race 2

Laps 19 = 76,437 Km - Time of Race 28'31.049 - Avg. 160,821 km/h

1 / 2

Pos	Grid	No. Rider	Nat	Team	Bike	Class	LL	Gap	Rel.	Fastest Lap	Speed	Qualifying	Speed
1	1	<b>11 N. BULEGA</b>	ITA	Aruba.it Racing WorldSSP Team	Ducati Panigale V2		19			1'29.018	241,1	1'29.323	240,5
2	2	<b>55 Y. MONTELLA</b>	ITA	Barni Spark Racing Team	Ducati Panigale V2		19	<b>2.119</b>	2.119	1'29.630	236,8	1'29.532	237,4
3	8	<b>64 F. CARICASULO</b>	ITA	Althea Racing Team	Ducati Panigale V2		19	<b>3.629</b>	1.510	1'29.819	241,6	1'30.484	237,9
4	5	<b>99 A. HUERTAS</b>	ESP	MTM Kawasaki	Kawasaki ZX-6R		19	<b>7.880</b>	4.251	1'29.970	237,4	1'30.125	237,9
5	3	<b>62 S. MANZI</b>	ITA	Ten Kate Racing Yamaha	Yamaha YZF R6		19	<b>11.657</b>	3.777	1'29.301	237,9	1'29.882	238,9
6	13	<b>69 T. BOOTH-AMOS</b>	GBR	Motozoo ME AIR Racing	Kawasaki ZX-6R	*	19	<b>12.721</b>	1.064	1'30.018	239,5	1'30.775	235,8
7	12	<b>94 V. DEBISE</b>	FRA	GMT94 Yamaha	Yamaha YZF R6		19	<b>13.339</b>	0.618	1'30.103	242,7	1'30.667	238,4
8	14	<b>54 B. SOFUOGLU</b>	TUR	MV Agusta Reparto Corse	MV Agusta F3 800 RR		19	<b>14.734</b>	1.395	1'30.074	241,6	1'30.904	238,9
9	10	<b>3 R. DE ROSA</b>	ITA	Orelac Racing Verdnatura	Ducati Panigale V2		19	<b>15.321</b>	0.587	1'30.186	243,8	1'30.563	237,4
10	7	<b>28 G. VAN STRAALAN</b>	NED	EAB Racing Team	Yamaha YZF R6		19	<b>16.171</b>	0.850	1'30.163	244,3	1'30.405	236,8
11	11	<b>9 J. NAVARRO</b>	ESP	Ten Kate Racing Yamaha	Yamaha YZF R6		19	<b>17.840</b>	1.669	1'30.163	240,5	1'30.582	238,9
12	6	<b>66 N. TUULI</b>	FIN	Dynavolt Triumph	Triumph Street Triple RS 765		19	<b>20.766</b>	2.926	1'30.346	241,1	1'30.212	238,4
13	20	<b>25 A. VERDOIA</b>	FRA	Yamaha Thailand Racing Team	Yamaha YZF R6		19	<b>28.914</b>	8.148	1'30.377	243,8	1'31.549	237,4
14	16	<b>71 T. EDWARDS</b>	AUS	Yart-Yamaha WorldSSP Team	Yamaha YZF R6	*	19	<b>29.704</b>	0.790	1'30.605	241,6	1'31.210	240,5
15	18	<b>34 R. IRWIN</b>	IRL	Astro-JJR Suzuki	Suzuki GSR750		19	<b>30.882</b>	1.178	1'30.730	242,7	1'31.310	237,9
16	19	<b>29 N. SPINELLI</b>	ITA	VFT Racing WEBIKE Yamaha	Yamaha YZF R6		19	<b>31.317</b>	0.435	1'30.714	243,2	1'31.323	237,4
17	27	<b>91 J. KENNEDY</b>	IRL	Evan Bros. WorldSSP Yamaha Team	Yamaha YZF R6		19	<b>31.691</b>	0.374	1'30.785	239,5	1'32.841	233,3
18	30	<b>17 J. MCPHEE</b>	GBR	Vince64 by Puccetti Racing	Kawasaki ZX-6R		19	<b>38.301</b>	6.610	1'31.224	242,2		214,3
19	17	<b>51 A. SARMOON</b>	THA	Yamaha Thailand Racing Team	Yamaha YZF R6		19	<b>38.401</b>	0.100	1'30.970	236,8	1'31.233	235,8
20	23	<b>27 A. DIAZ</b>	ESP	Arco Yart Yamaha WorldSSP	Yamaha YZF R6	*	19	<b>39.078</b>	0.677	1'31.390	241,6	1'32.312	235,3
21	21	<b>22 F. FULIGNI</b>	ITA	Orelac Racing Verdnatura	Ducati Panigale V2	*	19	<b>40.240</b>	1.162	1'30.838	241,6	1'31.714	236,8
22	28	<b>73 M. KOFLER</b>	AUT	D34G Racing	Ducati Panigale V2	*	19	<b>52.898</b>	12.658	1'31.634	241,6	1'32.887	237,4
23	15	<b>95 T. MACKENZIE</b>	GBR	PETRONAS MIE Racing Honda Team	Honda CBR600RR		19	<b>53.608</b>	0.710	1'30.956	235,8	1'31.028	230,3
24	26	<b>68 L. POWER</b>	AUS	Motozoo ME AIR Racing	Kawasaki ZX-6R	*	19	<b>53.639</b>	0.031	1'31.544	237,9	1'32.652	234,8
25	25	<b>16 Y. OKAYA</b>	JPN	ProDina Kawasaki Racing	Kawasaki ZX-6R	*	19	<b>56.531</b>	2.892	1'31.657	241,1	1'32.530	235,3
26	29	<b>7 A. NORRODIN</b>	MAS	PETRONAS MIE Racing Honda Team	Honda CBR600RR		19	<b>1'06.346</b>	9.815	1'32.449	232,8	1'33.515	229,3
<b>-----Not Classified-----</b>													
RET	9	<b>23 M. SCHROETTER</b>	GER	MV Agusta Reparto Corse	MV Agusta F3 800 RR		14	<b>5 Laps</b>		1'29.848	240,0	1'30.503	238,9
RET	24	<b>15 E. MCMANUS</b>	IRL	Completely Motorbikes Triumph	Triumph Street Triple RS 765		10	<b>9 Laps</b>		1'31.149	242,2	1'32.382	236,3
RET	4	<b>14 L. MAHIAS</b>	FRA	Kawasaki Puccetti Racing	Kawasaki ZX-6R		8	<b>11 Laps</b>		1'30.342	238,4	1'30.122	233,8
RET	22	<b>4 H. TRUELOVE</b>	GBR	Dynavolt Triumph	Triumph Street Triple RS 765		8	<b>11 Laps</b>		1'32.568	243,2	1'32.206	237,9

AIR	Humidity:	45%	Temp:	19°C
TRACK	Condition:	Dry	Temp:	26°C

Records	Pole [SP]	2023	N.Bulega	1'29.323	162,140 Km/h
	Race [RC1]	2023	N.Bulega	1'29.511	161,799 Km/h
	All Times [WUP]	2023	S.Manzi	1'29.246	162,280 Km/h
Race Fastest Lap	[New Record]	Lap 4	N.Bulega	1'29.018	162,695 Km/h

LAP LEADERS				
No. Rider	From	To	Laps	Total
<b>11 N. BULEGA</b>	1	19	19	19

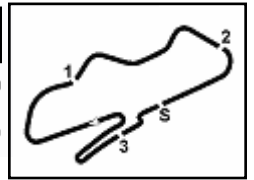
TOTAL LEADER LAPS	
No. Rider	Laps
<b>11 N. BULEGA</b>	141
<b>61 C. ONCU</b>	28
<b>54 B. SOFUOGLU</b>	15
<b>62 S. MANZI</b>	11
<b>64 F. CARICASULO</b>	8
<b>23 M. SCHROETTER</b>	1
<b>94 V. DEBISE</b>	1

\* WorldSSP Challenge

02/07/2023 Start 14:30 End 15:01 The results are provisional until the end of the time limit for protests and appeals and the completion of the technical checks.

These data/results cannot be reproduced, stored and/or transmitted in whole or in part by any manner of electronic, mechanical, photocopying, recording, broadcasting or otherwise now known or herein after developed without the previous express consent by the copyright owner, except for reproduction in daily press and regular printed publications on sale to the public within 60 days of the event related to those data/results and always provided that copyright symbol appears together as follows below.

© DORNA WSBK ORGANIZATION Srl 2023



**Prosecco DOC UK Round, 30 June - 2 July 2023**  
**Results Race 2**

**Race Highlights**

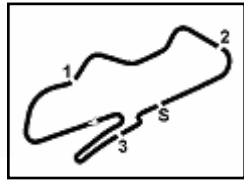
Time	No. Rider	Description
14.15.00		Sighting Lap Started
14.27.50		Warm-up Lap Started
14.30.11		Start
14.31.54		No Jump Starts
14.34.51	<b>68 L. POWER</b>	On Asphalt - Re-Joined - Turn 11
14.35.20		New Best Race Lap
14.37.47	<b>62 S. MANZI</b>	Crashed - Re-Joined - Turn 11
14.42.58	<b>62 S. MANZI</b>	Long Lap Penalty - Irresponsible Riding
14.43.04	<b>4 H. TRUELOVE</b>	Entered Pits
14.43.32	<b>4 H. TRUELOVE</b>	Retired
14.43.50	<b>14 L. MAHIAS</b>	Entered Pits
14.44.53	<b>14 L. MAHIAS</b>	Retired
14.44.59	<b>62 S. MANZI</b>	LLP Completed
14.45.41	<b>15 E. MCMANUS</b>	Crashed - Turn 12
14.45.58	<b>15 E. MCMANUS</b>	Re-joined
14.46.15	<b>15 E. MCMANUS</b>	Crashed - Turn 1
14.46.21	<b>15 E. MCMANUS</b>	Not Actively Competing
14.48.10		2/3 of Race Distance Completed
14.52.49	<b>23 M. SCHROETTER</b>	Crashed - Turn 12
14.53.22	<b>95 T. MACKENZIE</b>	On Asphalt - Re-Joined - Turn 12
14.53.34	<b>23 M. SCHROETTER</b>	Not Actively Competing
14.55.37	<b>23 M. SCHROETTER</b>	Medical Centre
14.59.13		Podium Confirmed
15.01.07		End Of Session

Start End The results are provisional until the end of the time limit for protests and appeals and the completion of the technical checks.

02/07/2023 14:30 15:01

These data/results cannot be reproduced, stored and/or transmitted in whole or in part by any manner of electronic, mechanical, photocopying, recording, broadcasting or otherwise now known or herein after developed without the previous express consent by the copyright owner, except for reproduction in daily press and regular printed publications on sale to the public within 60 days of the event related to those data/results and always provided that copyright symbol appears together as follows below.

© DORNA WSBK ORGANIZATION Srl 2023



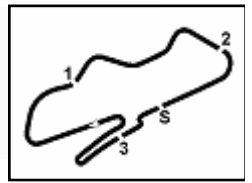
**Prosecco DOC UK Round, 30 June - 2 July 2023**  
**Championship Standings**

Donington Park 4.023 m

Rank	Rider	Points	Points From First	Points From Previous	February 26	March 5	April 23	May 7	June 4	July 2	July 16	July 30	September 10	September 24	October 1	October 15					
					PHILIP ISLAND	MANDALIKA	ASSEN	BARCELONA	MISANO	DONINGTON PARK	IMOLA	MOST	MAGNY-COURS	ARAGON	PORTIMAO	VILLICUM					
1	<b>BULEGA</b> Nicolo (ITA)	<b>247</b>			25 25	11 16	25 25	25	25 20	25 25											
					1 1	1 1	1 1	1 1	1 1	1 1											
2	<b>MANZI</b> Stefano (ITA)	<b>192</b>	55		10 20	9 20	11 20	10 16	20 25	20 11											
					6 2	3 2	2 2	2 3	2 2	2 2											
3	<b>CARICASULO</b> Federico (ITA)	<b>156</b>	91	36	6	20 25	10 16	11 10	16 13	13 16											
					10 14	6 4	5 4	4 4	4 4	4 3											
4	<b>SCHROETTER</b> Marcel (GER)	<b>156</b>	91	0	9 13	13 11	20 13	20 20	13 16	8											
					7 3	5 5	3 3	3 2	3 3	3 3											
5	<b>TUULI</b> Niki (FIN)	<b>93</b>	154	63	13 7	16 10	4 11	6 8	7 6	1 4											
					4 4	4 5	6 6	5 5	5 5	5 5											
6	<b>VAN STRAALEN</b> Glenn (NED)	<b>89</b>	158	4	2 11	5	16 5	13 11	9	11 6											
					14 9	11 11	8 9	8 8	6 7	6 6											
7	<b>SOFUOGLU</b> Bahattin (TUR)	<b>84</b>	163	5	5	7 6	5	16 25	9	3 8											
					16	15 11	13 13	10 7	9 6	7 7											
8	<b>DEBISE</b> Valentin (FRA)	<b>80</b>	167	4	3 8	10	13 10	8 13		6 9											
					13 10	8 10	8 7	8 6	8 9	9 8											
9	<b>NAVARRO</b> Jorge (ESP)	<b>77</b>	170	3	7 10	4 8	6 9	9 7	8	4 5											
					9 7	8 8	7 7	7 10	7 8	8 9											
10	<b>ONCU</b> Can (TUR)	<b>63</b>	184	14	16	25 13	9		10 10	10 10											
					8	2 3	4 5	6 8	10 10	10 10											
11	<b>MONTELLA</b> Yari (ITA)	<b>60</b>	187	3			8	5	11	16 20											
							18 19	18 18	14 16	14 11											
12	<b>HUERTAS</b> Adrian (ESP)	<b>58</b>	189	2			3 8	4 4	5 11	10 13											
							21 17	15 14	14 13	13 12											
13	<b>SPINELLI</b> Nicholas (ITA)	<b>57</b>	190	1	20	7	2	7 9	4 8												
					2 4	10 9	11 12	11 11	11 11	11 13											
14	<b>DE ROSA</b> Raffaele (ITA)	<b>55</b>	192	2	9	9	7 7	1 6		9 7											
					13	16 11	12 10	12 12	12 12	12 14											
15	<b>BOOTH-AMOS</b> Tom (GBR)	<b>33</b>	214	22			1 6	3 2	4	7 10											
							23 20	19 19	20 18	17 15											
16	<b>MCPHEE</b> John (GBR)	<b>31</b>	216	2	16 4	6 5															
					3 4	6 7	10 11	13 13	13 14	15 16											
17	<b>BAYLISS</b> Oliver (AUS)	<b>26</b>	221	5	6	8 4			3 5												
					14	12 11	14 14	14 15	16 15	16 17											
18	<b>CORSI</b> Simone (ITA)	<b>23</b>	224	3			3		10 10												
							24	24 25	19 17	17 18											
19	<b>MAHIAS</b> Lucas (FRA)	<b>21</b>	226	2				3	6 7	5											
								25	21 18	19 19											
20	<b>MACKENZIE</b> Tarran (GBR)	<b>15</b>	232	6	11	2 2															
					5 10	13 15	15 15	15 16	17 20	20 20											
21	<b>EDWARDS</b> Tom (AUS)	<b>15</b>	232	0			1	2 5	3	2 2											
							25	24 21	23 22	22 20											
22	<b>SARMOON</b> Anupab (THA)	<b>14</b>	233	1	8 2	3 1															
					8 12	13 16	16 16	17 17	18 21	21 22											
23	<b>NORRODIN</b> Adam (MAS)	<b>9</b>	238	5	4 1	1 3															
					12 16	17 17	17 18	20 20	21 23	23 23											
24	<b>MANTOVANI</b> Andrea (ITA)	<b>9</b>	238	0			2 4		2 1												
							22 21	21 22	23 23	23 23											
25	<b>TRUELOVE</b> Harry (GBR)	<b>5</b>	242	4	5																
					11 16	18 18	19 22	22 23	25 25	25 25											

02/07/2023 First Line: Championship Standings - Second Line: Ranking Progression  
 These data/results cannot be reproduced, stored and/or transmitted in whole or in part by any manner of electronic, mechanical, photocopying, recording, broadcasting or otherwise now known or herein after developed without the previous express consent by the copyright owner, except for reproduction in daily press and regular printed publications on sale to the public within 60 days of the event related to those data/results and always provided that copyright symbol appears together as follows below.  
 © DORNA WSBK ORGANIZATION Srl 2023





Donington Park 4.023 m

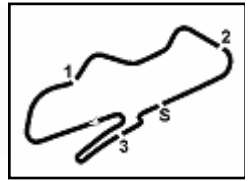
**Prosecco DOC UK Round, 30 June - 2 July 2023**  
**Championship Standings**

	Points	Points From First	Points From Previous	February 26		March 5		April 23		May 7		June 4		July 2		July 16		July 30		September 10		September 24		October 1		October 15					
				PHILLIP ISLAND		MANDALIKA		ASSEN		BARCELONA		MISANO		DONINGTON PARK		IMOLA		MOST		MAGNY-COURS		ARAGON		PORTIMAO		VILLICUM					
26 <b>WONGTHANANON</b> Apiwath (THA)	4	243	1	1	3	15	19	19	19	20	23	23	24	26	26	26	26														
27 <b>VERDOIA</b> Andy (FRA)	3	244	1																												
28 <b>BUSSOLOTTI</b> Marco (ITA)	2	245	1																												
29 <b>IRWIN</b> Rhys (IRL)	1	246	1																												
30 <b>FULIGNI</b> Federico (ITA)	1	246	0																												
31 <b>FERNANDEZ GONZALEZ</b>	1	246	0																												

02/07/2023 First Line: Championship Standings - Second Line: Ranking Progression

These data/results cannot be reproduced, stored and/or transmitted in whole or in part by any manner of electronic, mechanical, photocopying, recording, broadcasting or otherwise now known or herein after developed without the previous express consent by the copyright owner, except for reproduction in daily press and regular printed publications on sale to the public within 60 days of the event related to those data/results and always provided that copyright symbol appears together as follows below.

© DORNA WSBK ORGANIZATION Srl 2023



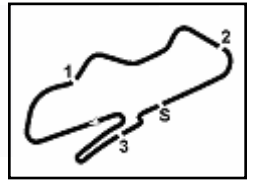
Donington Park 4.023 m

**Prosecco DOC UK Round, 30 June - 2 July 2023**  
**Championship Standings**

Points	Points From First	Points From Previous	WorldSSP Challenge															
			February 26 PHILIP ISLAND	March 5 MANDALIKA	April 23 ASSEN	May 7 BARCELONA	June 4 MISANO	July 2 DONINGTON PARK	July 16 IMOLA	July 30 MOST	September 10 MAGNY-COURS							
<b>1</b> <b>BOOTH-AMOS</b> Tom (GBR)	<b>33</b>				<b>1</b> <b>6</b> 1 1	<b>3</b> <b>2</b> 1 1		<b>4</b> <b>7</b> <b>10</b> 1 1 1										
<b>2</b> <b>EDWARDS</b> Tom (AUS)	<b>15</b> 18				<b>1</b> <b>2</b> <b>5</b> 2 2 2		<b>3</b> <b>2</b> <b>2</b> 2 2 2											
<b>3</b> <b>FULIGNI</b> Federico (ITA)	<b>1</b> 32 14						<b>1</b> 3 3	<b>3</b> <b>3</b> 3 3										

02/07/2023 First Line: Championship Standings - Second Line: Ranking Progression  
 These data/results cannot be reproduced, stored and/or transmitted in whole or in part by any manner of electronic, mechanical, photocopying, recording, broadcasting or otherwise now known or herein after developed without the previous express consent by the copyright owner, except for reproduction in daily press and regular printed publications on sale to the public within 60 days of the event related to those data/results and always provided that copyright symbol appears together as follows below.  
 © DORNA WSBK ORGANIZATION Srl 2023





Donington Park 4.023 m

1 / 4

**Prosecco DOC UK Round, 30 June - 2 July 2023**  
**Lap Chart Race 2**

Lap																			
	1	2	3	4	5	6	7	8	9	10	11	12	13	14	15	16	17	18	19
1	11	11	11	11	11	11	11	11	11	11	11	11	11	11	11	11	11	11	11
2	55	62	62	62	55	55	55	55	55	55	55	55	55	55	55	55	55	55	55
3	62	55	55	55	64	64	64	64	64	64	64	64	64	64	64	64	64	64	64
4	64	64	64	64	99	99	99	99	99	99	99	99	99	99	99	99	99	99	99
5	99	99	99	99	23	23	23	23	23	23	23	23	23	23	62	62	62	62	62
6	14	14	23	23	69	69	62	62	62	69	69	69	69	69	62	69	69	69	69
7	23	23	14	14	14	14	69	69	69	3	3	62	62	69	94	94	94	94	94
8	66	69	69	69	66	66	66	3	3	94	62	3	3	94	3	54	54	54	54
9	69	66	66	66	94	62	3	66	66	62	94	94	94	3	54	3	3	3	3
10	9	9	9	94	62	3	94	94	94	66	66	66	54	54	28	28	28	28	28
11	3	3	3	3	3	94	28	28	54	54	54	54	66	28	9	9	9	9	9
12	28	28	94	9	9	28	9	9	28	28	28	28	28	9	66	66	66	66	66
13	71	94	28	28	28	9	54	54	9	9	9	9	66	25	25	25	25	25	25
14	94	71	54	54	54	54	14	14	34	25	25	25	25	34	71	71	71	71	71
15	54	54	71	71	71	71	71	71	25	34	34	34	34	34	71	34	34	34	34
16	34	34	34	34	34	34	34	34	71	71	71	71	71	71	29	29	29	29	29
17	51	29	29	29	29	29	29	29	29	91	29	29	29	29	91	91	91	91	91
18	29	51	51	51	51	51	25	25	91	29	91	91	91	91	51	51	51	51	17
19	27	95	95	95	95	95	51	51	51	51	51	51	51	51	17	17	17	17	51
20	95	27	22	22	22	25	95	95	22	17	17	17	17	17	27	27	27	27	27
21	22	22	27	25	25	22	91	91	17	22	22	22	22	27	22	22	22	22	22
22	17	15	25	27	91	91	22	22	27	27	27	27	27	22	95	95	95	73	73
23	15	17	17	91	27	27	27	17	95	95	95	95	95	95	73	73	73	95	95
24	73	25	15	17	17	17	17	17	15	73	73	73	73	73	16	68	68	68	68
25	68	73	91	73	73	73	73	15	73	16	16	16	16	16	68	16	16	16	16
26	25	91	73	15	15	15	15	73	16	7	68	68	68	68	7	7	7	7	7
27	16	16	16	16	16	16	16	16	7	68	7	7	7	7					
28	91	68	7	7	7	7	7	7	68	15									
29	4	7	4	4	4	4	4	68											
30	7	4	68	68	68	68	68	4											

Final Result		
1	<b>11 N. BULEGA</b>	Laps 19
2	<b>55 Y. MONTELLA</b>	2.119
3	<b>64 F. CARICASULO</b>	3.629
4	<b>99 A. HUERTAS</b>	7.880
5	<b>62 S. MANZI</b>	11.657
6	<b>69 T. BOOTH-AMOS</b>	12.721
7	<b>94 V. DEBISE</b>	13.339
8	<b>54 B. SOFUOGLU</b>	14.734
9	<b>3 R. DE ROSA</b>	15.321
10	<b>28 G. VAN STRAALEN</b>	16.171
11	<b>9 J. NAVARRO</b>	17.840
12	<b>66 N. TUULI</b>	20.766
13	<b>25 A. VERDOIA</b>	28.914
14	<b>71 T. EDWARDS</b>	29.704
15	<b>34 R. IRWIN</b>	30.882
16	<b>29 N. SPINELLI</b>	31.317
17	<b>91 J. KENNEDY</b>	31.691
18	<b>17 J. MCPHEE</b>	38.301
19	<b>51 A. SARMOON</b>	38.401
20	<b>27 A. DIAZ</b>	39.078
21	<b>22 F. FULIGNI</b>	40.240
22	<b>73 M. KOFLER</b>	52.898
23	<b>95 T. MACKENZIE</b>	53.608
24	<b>68 L. POWER</b>	53.639
25	<b>16 Y. OKAYA</b>	56.531
26	<b>7 A. NORRODIN</b>	1'06.346
RET	<b>23 M. SCHROETTER</b>	5 Laps
RET	<b>15 E. MCMANUS</b>	9 Laps
RET	<b>14 L. MAHIAS</b>	11 Laps
RET	<b>4 H. TRUELOVE</b>	11 Laps

02/07/2023

These data/results cannot be reproduced, stored and/or transmitted in whole or in part by any manner of electronic, mechanical, photocopying, recording, broadcasting or otherwise now known or herein after developed without the previous express consent by the copyright owner, except for reproduction in daily press and regular printed publications on sale to the public within 60 days of the event related to those data/results and always provided that copyright symbol appears together as follows below.

© DORNA WSBK ORGANIZATION Srl 2023

FICR PERUGIA TIMING



**Prosecco DOC UK Round, 30 June - 2 July 2023**  
**Lap Chart Race 2**

2 / 4

Lap 1		
1	11	N.Bulega 1'32.612
2	55	Y.Montella 0.126
3	62	S.Manzi 0.620
4	64	F.Caricasulo 0.918
5	99	A.Huertas 1.306
6	14	L.Mahias 1.667
7	23	M.Schroetter 1.907
8	66	N.Tuuli 2.694
9	69	T.Booth-Amos 2.830
10	9	J.Navarro 3.191
11	3	R.De Rosa 3.516
12	28	G.van Straalen 3.585
13	71	T.Edwards 3.796
14	94	V.Debise 4.105
15	54	B.Sofuoglu 4.337
16	34	R.Irwin 4.731
17	51	A.Sarmoon 5.185
18	29	N.Spinelli 5.413
19	27	A.Diaz 5.656
20	95	T.Mackenzie 5.918
21	22	F.Fulgini 6.155
22	17	J.McPhee 6.401
23	15	E.McManus 6.565
24	73	M.Kofler 6.913
25	68	L.Power 7.371
26	25	A.Verdoia 7.573
27	16	Y.Okaya 7.697
28	91	J.Kennedy 7.786
29	4	H.Truelove 8.119
30	7	A.Norrodin 8.256

9	66	N.Tuuli 5.609
10	9	J.Navarro 5.821
11	3	R.De Rosa 6.166
12	94	V.Debise 6.433
13	28	G.van Straalen 6.801
14	54	B.Sofuoglu 7.068
15	71	T.Edwards 7.602
16	34	R.Irwin 7.964
17	29	N.Spinelli 8.587
18	51	A.Sarmoon 9.010
19	95	T.Mackenzie 9.243
20	22	F.Fulgini 10.565
21	27	A.Diaz 10.781
22	25	A.Verdoia 11.063
23	17	J.McPhee 11.377
24	15	E.McManus 11.477
25	91	J.Kennedy 11.695
26	73	M.Kofler 11.949
27	16	Y.Okaya 13.918
28	7	A.Norrodin 14.532
29	4	H.Truelove 15.009
30	68	L.Power 19.669

18	51	A.Sarmoon 14.355
19	95	T.Mackenzie 14.539
20	22	F.Fulgini 15.388
21	25	A.Verdoia 15.546
22	91	J.Kennedy 16.045
23	27	A.Diaz 16.342
24	17	J.McPhee 16.669
25	73	M.Kofler 17.556
26	15	E.McManus 19.237
27	16	Y.Okaya 20.621
28	7	A.Norrodin 21.552
29	4	H.Truelove 22.479
30	68	L.Power 25.729

27	16	Y.Okaya 26.885
28	7	A.Norrodin 28.723
29	4	H.Truelove 31.519
30	68	L.Power 31.677

Lap 2		
1	11	N.Bulega 3'02.662
2	62	S.Manzi 0.453
3	55	Y.Montella 0.578
4	64	F.Caricasulo 0.867
5	99	A.Huertas 1.809
6	14	L.Mahias 2.104
7	23	M.Schroetter 2.281
8	69	T.Booth-Amos 3.769
9	66	N.Tuuli 3.966
10	9	J.Navarro 4.106
11	3	R.De Rosa 4.799
12	28	G.van Straalen 4.995
13	94	V.Debise 5.081
14	71	T.Edwards 5.203
15	54	B.Sofuoglu 5.330
16	34	R.Irwin 5.569
17	29	N.Spinelli 6.626
18	51	A.Sarmoon 6.791
19	95	T.Mackenzie 7.579
20	27	A.Diaz 7.752
21	22	F.Fulgini 8.248
22	15	E.McManus 8.499
23	17	J.McPhee 8.715
24	25	A.Verdoia 8.837
25	73	M.Kofler 9.184
26	91	J.Kennedy 9.676
27	16	Y.Okaya 10.383
28	68	L.Power 10.583
29	7	A.Norrodin 11.375
30	4	H.Truelove 11.733

Lap 4		
1	11	N.Bulega 6'00.972
2	62	S.Manzi 1.050
3	55	Y.Montella 2.987
4	64	F.Caricasulo 3.359
5	99	A.Huertas 3.770
6	23	M.Schroetter 4.856
7	14	L.Mahias 6.386
8	69	T.Booth-Amos 6.894
9	66	N.Tuuli 7.128
10	94	V.Debise 7.925
11	3	R.De Rosa 8.033
12	9	J.Navarro 8.112
13	28	G.van Straalen 8.280
14	54	B.Sofuoglu 8.739
15	71	T.Edwards 9.625
16	34	R.Irwin 10.135
17	29	N.Spinelli 10.623
18	51	A.Sarmoon 11.789
19	95	T.Mackenzie 11.988
20	22	F.Fulgini 12.385
21	25	A.Verdoia 13.191
22	27	A.Diaz 13.549
23	91	J.Kennedy 14.166
24	17	J.McPhee 14.527
25	73	M.Kofler 14.978
26	15	E.McManus 16.839
27	16	Y.Okaya 17.343
28	7	A.Norrodin 18.145
29	4	H.Truelove 18.767
30	68	L.Power 22.751

Lap 6		
1	11	N.Bulega 8'59.323
2	55	Y.Montella 4.318
3	64	F.Caricasulo 5.221
4	99	A.Huertas 5.841
5	23	M.Schroetter 6.298
6	69	T.Booth-Amos 9.354
7	14	L.Mahias 9.781
8	66	N.Tuuli 9.881
9	62	S.Manzi 10.050
10	3	R.De Rosa 10.526
11	94	V.Debise 10.927
12	28	G.van Straalen 11.426
13	9	J.Navarro 11.658
14	54	B.Sofuoglu 11.881
15	71	T.Edwards 14.255
16	34	R.Irwin 14.645
17	29	N.Spinelli 15.037
18	51	A.Sarmoon 16.951
19	95	T.Mackenzie 17.082
20	25	A.Verdoia 17.224
21	22	F.Fulgini 17.521
22	91	J.Kennedy 17.809
23	27	A.Diaz 18.662
24	17	J.McPhee 19.036
25	73	M.Kofler 19.939
26	15	E.McManus 21.392
27	16	Y.Okaya 23.926
28	7	A.Norrodin 25.297
29	4	H.Truelove 27.348
30	68	L.Power 28.305

Lap 8		
1	11	N.Bulega 11'58.976
2	55	Y.Montella 4.437
3	64	F.Caricasulo 5.941
4	99	A.Huertas 6.484
5	23	M.Schroetter 7.143
6	62	S.Manzi 10.282
7	69	T.Booth-Amos 10.935
8	3	R.De Rosa 11.635
9	66	N.Tuuli 11.823
10	94	V.Debise 12.185
11	28	G.van Straalen 12.830
12	9	J.Navarro 13.317
13	54	B.Sofuoglu 13.455
14	14	L.Mahias 14.372
15	71	T.Edwards 18.100
16	34	R.Irwin 18.387
17	29	N.Spinelli 18.754
18	25	A.Verdoia 19.360
19	51	A.Sarmoon 19.847
20	95	T.Mackenzie 20.046
21	91	J.Kennedy 20.386
22	22	F.Fulgini 21.132
23	17	J.McPhee 22.327
24	27	A.Diaz 22.493
25	15	E.McManus 24.511
26	73	M.Kofler 24.854
27	16	Y.Okaya 29.295
28	7	A.Norrodin 31.849
29	68	L.Power 33.709
30	4	H.Truelove 1'02.608

Lap 3		
1	11	N.Bulega 4'31.954
2	62	S.Manzi 0.767
3	55	Y.Montella 2.142
4	64	F.Caricasulo 2.337
5	99	A.Huertas 2.818
6	23	M.Schroetter 3.736
7	14	L.Mahias 5.062
8	69	T.Booth-Amos 5.212

Lap 5		
1	11	N.Bulega 7'30.072
2	55	Y.Montella 3.891
3	64	F.Caricasulo 4.291
4	99	A.Huertas 4.923
5	23	M.Schroetter 5.701
6	69	T.Booth-Amos 7.879
7	14	L.Mahias 8.268
8	66	N.Tuuli 8.467
9	94	V.Debise 9.132
10	62	S.Manzi 9.244
11	3	R.De Rosa 9.513
12	9	J.Navarro 9.814
13	28	G.van Straalen 9.960
14	54	B.Sofuoglu 10.416
15	71	T.Edwards 11.977
16	34	R.Irwin 12.502
17	29	N.Spinelli 12.772

Lap 7		
1	11	N.Bulega 10'28.866
2	55	Y.Montella 4.656
3	64	F.Caricasulo 5.769
4	99	A.Huertas 6.420
5	23	M.Schroetter 6.938
6	62	S.Manzi 10.472
7	69	T.Booth-Amos 10.693
8	66	N.Tuuli 11.278
9	3	R.De Rosa 11.494
10	94	V.Debise 11.975
11	28	G.van Straalen 12.544
12	9	J.Navarro 13.007
13	54	B.Sofuoglu 13.056
14	14	L.Mahias 13.675
15	71	T.Edwards 16.277
16	34	R.Irwin 16.705
17	29	N.Spinelli 17.162
18	25	A.Verdoia 18.660
19	51	A.Sarmoon 18.987
20	95	T.Mackenzie 19.196
21	91	J.Kennedy 19.541
22	22	F.Fulgini 19.789
23	27	A.Diaz 20.509
24	17	J.McPhee 20.975
25	73	M.Kofler 22.362
26	15	E.McManus 22.998

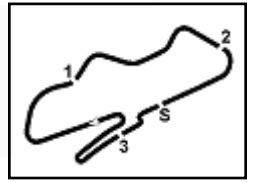
Lap 9		
1	11	N.Bulega 13'28.838
2	55	Y.Montella 4.971
3	64	F.Caricasulo 6.060
4	99	A.Huertas 6.614
5	23	M.Schroetter 7.755
6	62	S.Manzi 10.293
7	69	T.Booth-Amos 11.355
8	3	R.De Rosa 11.959
9	66	N.Tuuli 12.449
10	94	V.Debise 12.621
11	54	B.Sofuoglu 13.667
12	28	G.van Straalen 14.042
13	9	J.Navarro 14.306
14	34	R.Irwin 20.362
15	25	A.Verdoia 20.639
16	71	T.Edwards 20.845
17	29	N.Spinelli 21.135
18	91	J.Kennedy 21.569
19	51	A.Sarmoon 22.345
20	22	F.Fulgini 23.363
21	17	J.McPhee 24.011
22	27	A.Diaz 24.249
23	95	T.Mackenzie 26.365
24	15	E.McManus 26.385
25	73	M.Kofler 27.323
26	16	Y.Okaya 32.260
27	7	A.Norrodin 35.210
28	68	L.Power 35.727

Lap 10		
1	11	N.Bulega 14'58.929
2	55	Y.Montella 4.690
3	64	F.Caricasulo 6.161
4	99	A.Huertas 6.625
5	23	M.Schroetter 7.720

02/07/2023  
These data/results cannot be reproduced, stored and/or transmitted in whole or in part by any manner of electronic, mechanical, photocopying, recording, broadcasting or otherwise now known or herein after developed without the previous express consent by the copyright owner, except for reproduction in daily press and regular printed publications on sale to the public within 60 days of the event related to those data/results and always provided that copyright symbol appears together as follows below.

© DORNA WSBK ORGANIZATION Srl 2023





Donington Park 4.023 m

**Prosecco DOC UK Round, 30 June - 2 July 2023**  
**Lap Chart Race 2**

**3 / 4**

69	T.Booth-Amos	11.600
7	3 R.De Rosa	12.312
8	94 V.Debise	12.997
9	62 S.Manzi	13.184
10	66 N.Tuuli	13.519
11	54 B.Sofuoglu	13.928
12	28 Gvan Straalen	14.352
13	9 J.Navarro	14.621
14	25 AVerdoia	22.116
15	34 R.Irwin	22.256
16	71 T.Edwards	22.501
17	91 J.Kennedy	22.887
18	29 N.Spinelli	23.203
19	51 A.Sarmoon	24.035
20	17 J.McPhee	25.222
21	22 F.Fuligni	25.453
22	27 A.Diaz	25.812
23	95 T.Mackenzie	28.333
24	73 M.Kofler	29.209
25	16 Y.Okaya	34.968
26	7 A.Norrodin	38.326
27	68 L.Power	38.369
28	15 E.McManus	47.702

**Lap 13**

1	11 N.Bulega	19'29.239
2	55 Y.Montella	4.401
3	64 F.Caricasulo	5.473
4	99 A.Huertas	6.670
5	23 M.Schroetter	8.117
6	69 T.Booth-Amos	11.636
7	62 S.Manzi	12.274
8	3 R.De Rosa	13.402
9	94 V.Debise	13.712
10	54 B.Sofuoglu	14.404
11	66 N.Tuuli	15.022
12	28 Gvan Straalen	15.305
13	9 J.Navarro	15.534
14	25 AVerdoia	25.331
15	34 R.Irwin	25.899
16	71 T.Edwards	26.024
17	29 N.Spinelli	26.558
18	91 J.Kennedy	26.965
19	51 A.Sarmoon	27.503
20	17 J.McPhee	28.665
21	22 F.Fuligni	29.459
22	27 A.Diaz	30.203
23	95 T.Mackenzie	32.346
24	73 M.Kofler	37.115
25	16 Y.Okaya	42.652
26	68 L.Power	43.687
27	7 A.Norrodin	45.975

**Lap 11**

1	11 N.Bulega	16'29.010
2	55 Y.Montella	4.647
3	64 F.Caricasulo	5.922
4	99 A.Huertas	6.560
5	23 M.Schroetter	8.020
6	69 T.Booth-Amos	11.620
7	3 R.De Rosa	12.541
8	62 S.Manzi	12.785
9	94 V.Debise	13.412
10	66 N.Tuuli	13.825
11	54 B.Sofuoglu	14.019
12	28 Gvan Straalen	14.499
13	9 J.Navarro	15.012
14	25 AVerdoia	23.007
15	34 R.Irwin	23.477
16	71 T.Edwards	23.733
17	29 N.Spinelli	24.291
18	91 J.Kennedy	24.586
19	51 A.Sarmoon	25.410
20	17 J.McPhee	26.408
21	22 F.Fuligni	26.772
22	27 A.Diaz	27.210
23	95 T.Mackenzie	29.954
24	73 M.Kofler	31.408
25	16 Y.Okaya	37.645
26	68 L.Power	40.180
27	7 A.Norrodin	40.936

**Lap 14**

1	11 N.Bulega	20'59.306
2	55 Y.Montella	4.224
3	64 F.Caricasulo	5.277
4	99 A.Huertas	7.059
5	23 M.Schroetter	8.383
6	62 S.Manzi	12.063
7	69 T.Booth-Amos	12.355
8	94 V.Debise	13.786
9	3 R.De Rosa	14.082
10	54 B.Sofuoglu	14.482
11	28 Gvan Straalen	15.712
12	9 J.Navarro	15.959
13	66 N.Tuuli	16.355
14	25 AVerdoia	26.614
15	34 R.Irwin	27.189
16	71 T.Edwards	27.371
17	29 N.Spinelli	27.820
18	91 J.Kennedy	28.133
19	51 A.Sarmoon	28.857
20	17 J.McPhee	29.952
21	27 A.Diaz	31.926
22	22 F.Fuligni	32.659
23	95 T.Mackenzie	33.535
24	73 M.Kofler	40.268
25	16 Y.Okaya	45.196
26	68 L.Power	45.447
27	7 A.Norrodin	49.322

**Lap 15**

1	11 N.Bulega	22'29.613
2	55 Y.Montella	3.935
3	64 F.Caricasulo	4.854
4	99 A.Huertas	7.002
5	62 S.Manzi	11.822

6	69 T.Booth-Amos	12.636
7	94 V.Debise	13.777
8	3 R.De Rosa	14.320
9	54 B.Sofuoglu	14.466
10	28 Gvan Straalen	15.843
11	9 J.Navarro	16.084
12	66 N.Tuuli	17.228
13	25 AVerdoia	27.541
14	34 R.Irwin	28.055
15	71 T.Edwards	28.140
16	29 N.Spinelli	28.786
17	91 J.Kennedy	29.169
18	51 A.Sarmoon	30.452
19	17 J.McPhee	31.408
20	27 A.Diaz	33.284
21	22 F.Fuligni	34.322
22	95 T.Mackenzie	41.219
23	73 M.Kofler	42.970
24	16 Y.Okaya	47.745
25	68 L.Power	47.899
26	7 A.Norrodin	52.918

**Lap 16**

1	11 N.Bulega	24'00.180
2	55 Y.Montella	3.386
3	64 F.Caricasulo	4.183
4	99 A.Huertas	6.781
5	62 S.Manzi	11.642
6	69 T.Booth-Amos	12.637
7	94 V.Debise	13.564
8	54 B.Sofuoglu	14.285
9	3 R.De Rosa	14.718
10	28 Gvan Straalen	15.929
11	9 J.Navarro	16.299
12	66 N.Tuuli	17.769
13	25 AVerdoia	28.039
14	71 T.Edwards	28.631
15	34 R.Irwin	29.163
16	29 N.Spinelli	29.560
17	91 J.Kennedy	29.837
18	51 A.Sarmoon	31.929
19	17 J.McPhee	32.550
20	27 A.Diaz	34.572
21	22 F.Fuligni	35.458
22	95 T.Mackenzie	42.633
23	73 M.Kofler	45.051
24	68 L.Power	49.435
25	16 Y.Okaya	49.677
26	7 A.Norrodin	56.471

**Lap 17**

1	11 N.Bulega	25'30.185
2	55 Y.Montella	3.657
3	64 F.Caricasulo	4.108
4	99 A.Huertas	7.218
5	62 S.Manzi	12.109
6	69 T.Booth-Amos	12.911
7	94 V.Debise	13.861
8	54 B.Sofuoglu	14.665
9	3 R.De Rosa	15.306
10	28 Gvan Straalen	16.333
11	9 J.Navarro	16.773
12	66 N.Tuuli	18.850
13	25 AVerdoia	28.677
14	71 T.Edwards	29.264
15	34 R.Irwin	29.888
16	29 N.Spinelli	30.451
17	91 J.Kennedy	30.826
18	51 A.Sarmoon	34.177
19	17 J.McPhee	34.427
20	27 A.Diaz	36.547
21	22 F.Fuligni	37.241
22	95 T.Mackenzie	44.687

**Lap 18**

1	11 N.Bulega	27'00.464
2	55 Y.Montella	3.074
3	64 F.Caricasulo	3.706
4	99 A.Huertas	7.718
5	62 S.Manzi	12.100
6	69 T.Booth-Amos	13.054
7	94 V.Debise	13.726
8	54 B.Sofuoglu	14.588
9	3 R.De Rosa	15.466
10	28 Gvan Straalen	16.593
11	9 J.Navarro	17.242
12	66 N.Tuuli	19.856
13	25 AVerdoia	29.122
14	71 T.Edwards	29.684
15	34 R.Irwin	30.350
16	29 N.Spinelli	30.886
17	91 J.Kennedy	31.332
18	51 A.Sarmoon	36.366
19	17 J.McPhee	36.797
20	27 A.Diaz	38.116
21	22 F.Fuligni	38.686
22	73 M.Kofler	50.483
23	95 T.Mackenzie	51.784
24	68 L.Power	52.429
25	16 Y.Okaya	52.922
26	7 A.Norrodin	1'02.867

**Lap 19**

1	11 N.Bulega	28'31.049
2	55 Y.Montella	2.119
3	64 F.Caricasulo	3.629
4	99 A.Huertas	7.880
5	62 S.Manzi	11.657
6	69 T.Booth-Amos	12.721
7	94 V.Debise	13.339
8	54 B.Sofuoglu	14.734
9	3 R.De Rosa	15.321
10	28 Gvan Straalen	16.171
11	9 J.Navarro	17.840
12	66 N.Tuuli	20.766
13	25 AVerdoia	28.914
14	71 T.Edwards	29.704
15	34 R.Irwin	30.882
16	29 N.Spinelli	31.317
17	91 J.Kennedy	31.691
18	17 J.McPhee	38.301
19	51 A.Sarmoon	38.401
20	27 A.Diaz	39.078
21	22 F.Fuligni	40.240
22	73 M.Kofler	52.898
23	95 T.Mackenzie	53.608
24	68 L.Power	53.639
25	16 Y.Okaya	56.531
26	7 A.Norrodin	1'06.346

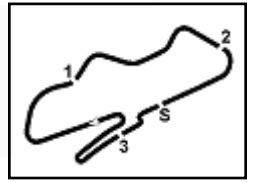
02/07/2023

These data/results cannot be reproduced, stored and/or transmitted in whole or in part by any manner of electronic, mechanical, photocopying, recording, broadcasting or otherwise now known or herein after developed without the previous express consent by the copyright owner, except for reproduction in daily press and regular printed publications on sale to the public within 60 days of the event related to those data/results and always provided that copyright symbol appears together as follows below.

© DORNA WSBK ORGANIZATION Srl 2023







**Prosecco DOC UK Round, 30 June - 2 July 2023**  
**Lap Chart Race 2**

**Race Pace Comparison**

	11 Bul	55 Mon	64 Car	99 Hue	62 Man	69 Boo	94 Deb	54 Sof	3 DeR	28 vSt	9 Nav	66 Tuu	25 Ver	71 Edw
1	1'32.612	1'32.738	1'33.530	1'33.918	1'33.232	1'35.442	1'36.717	1'36.949	1'36.128	1'36.197	1'35.803	1'35.306	1'40.185	1'36.408
2	1'30.050	1'30.502	1'29.999	1'30.553	1'29.883	1'30.989	1'31.026	1'31.043	1'31.333	1'31.460	1'30.965	1'31.322	1'31.314	1'31.457
3	1'29.292	1'30.856	1'30.762	1'30.301	1'29.606	1'30.735	1'30.644	1'31.030	1'30.659	1'31.098	1'31.007	1'30.935	1'31.518	1'31.691
4	<b>1'29.018</b>	1'29.863	1'30.040	<b>1'29.970</b>	<b>1'29.301</b>	1'30.700	1'30.510	1'30.689	1'30.885	1'30.497	1'31.309	1'30.537	1'31.146	1'31.041
5	1'29.100	1'30.004	1'30.032	1'30.253	1'37.294	1'30.085	1'30.307	1'30.777	1'30.580	1'30.780	1'30.802	1'30.439	1'31.455	1'31.452
6	1'29.251	1'29.678	1'30.181	1'30.169	1'30.057	1'30.726	1'31.046	1'30.716	1'30.264	1'30.717	1'31.095	1'30.665	1'30.929	1'31.529
7	1'29.543	1'29.881	1'30.091	1'30.122	1'29.965	1'30.882	1'30.591	1'30.718	1'30.511	1'30.661	1'30.892	1'30.940	1'30.979	1'31.565
8	1'30.110	1'29.891	1'30.282	1'30.174	1'29.920	1'30.352	1'30.320	1'30.509	1'30.251	1'30.396	1'30.420	1'30.655	1'30.810	1'31.933
9	1'29.862	1'30.396	1'29.981	1'29.992	1'29.873	1'30.282	1'30.298	<b>1'30.074</b>	<b>1'30.186</b>	1'31.074	1'30.851	1'30.488	1'31.141	1'32.607
10	1'30.091	1'29.810	1'30.192	1'30.102	1'32.982	1'30.336	1'30.467	1'30.352	1'30.444	1'30.401	1'30.406	1'31.161	1'31.568	1'31.747
11	1'30.081	1'30.038	1'29.842	1'30.016	1'29.682	1'30.101	1'30.496	1'30.172	1'30.310	1'30.228	1'30.472	1'30.387	1'30.972	1'31.313
12	1'30.431	1'30.101	1'29.961	1'30.169	1'30.004	1'30.227	1'30.426	1'30.299	1'30.736	1'30.194	<b>1'30.163</b>	<b>1'30.346</b>	1'31.632	1'31.383
13	1'29.798	1'29.882	<b>1'29.819</b>	1'30.170	1'29.714	<b>1'30.018</b>	<b>1'30.103</b>	1'30.315	1'30.354	1'30.841	1'30.588	1'31.080	1'30.921	1'31.137
14	1'30.067	1'29.890	1'29.871	1'30.456	1'29.856	1'30.786	1'30.141	1'30.145	1'30.747	1'30.474	1'30.492	1'31.400	1'31.350	1'31.414
15	1'30.307	1'30.018	1'29.884	1'30.250	1'30.066	1'30.588	1'30.298	1'30.291	1'30.545	1'30.438	1'30.432	1'31.180	1'31.234	1'31.076
16	1'30.567	1'30.018	1'29.896	1'30.346	1'30.387	1'30.568	1'30.354	1'30.386	1'30.965	1'30.653	1'30.782	1'31.108	1'31.065	1'31.058
17	1'30.005	1'30.276	1'29.930	1'30.442	1'30.472	1'30.279	1'30.302	1'30.385	1'30.593	1'30.409	1'30.479	1'31.086	1'30.643	1'30.638
18	1'30.279	1'29.696	1'29.877	1'30.779	1'30.270	1'30.422	1'30.144	1'30.202	1'30.439	1'30.539	1'30.748	1'31.285	1'30.724	1'30.699
19	1'30.585	<b>1'29.630</b>	1'30.508	1'30.747	1'30.142	1'30.252	1'30.198	1'30.731	1'30.440	<b>1'30.163</b>	1'31.183	1'31.495	<b>1'30.377</b>	<b>1'30.605</b>

	34 Irw	29 Spi	91 Ken	17 McP	51 Sar	27 Dia	22 Ful	73 Kof	95 Mac	68 Pow	16 Oka	7 Nor	23 Sch	15 McM
1	1'37.343	1'38.025	1'40.398	1'39.013	1'37.797	1'38.268	1'38.767	1'39.525	1'38.530	1'39.983	1'40.309	1'40.868	1'34.519	1'39.177
2	1'30.888	1'31.263	1'31.940	1'32.364	1'31.656	1'32.146	1'32.143	1'32.321	1'31.711	1'33.262	1'32.736	1'33.169	1'30.424	1'31.984
3	1'31.687	1'31.253	1'31.311	1'31.954	1'31.511	1'32.321	1'31.609	1'32.057	<b>1'30.956</b>	1'38.378	1'32.827	<b>1'32.449</b>	1'30.747	1'32.270
4	1'31.189	1'31.054	1'31.489	1'32.168	1'31.797	1'31.786	<b>1'30.838</b>	1'32.047	1'31.763	1'32.100	1'32.443	1'32.631	1'30.138	1'34.380
5	1'31.467	1'31.249	1'30.979	1'31.242	1'31.666	1'31.893	1'32.103	1'31.678	1'31.651	1'32.078	1'32.378	1'32.507	1'29.945	1'31.498
6	1'31.394	1'31.516	1'31.015	1'31.618	1'31.847	1'31.571	1'31.384	<b>1'31.634</b>	1'31.794	1'31.827	1'32.556	1'32.996	<b>1'29.848</b>	1'31.406
7	1'31.603	1'31.668	1'31.275	1'31.482	1'31.579	<b>1'31.390</b>	1'31.811	1'31.966	1'31.657	1'32.915	1'32.502	1'32.969	1'30.183	<b>1'31.149</b>
8	1'31.792	1'31.702	1'30.955	1'31.462	<b>1'30.970</b>	1'32.094	1'31.453	1'32.602	1'30.960	1'32.142	1'32.520	1'33.236	1'30.315	1'31.623
9	1'31.837	1'32.243	1'31.045	1'31.546	1'32.360	1'31.618	1'32.093	1'32.331	1'36.181	1'31.880	1'32.827	1'33.223	1'30.474	1'31.736
10	1'31.985	1'32.159	1'31.409	1'31.302	1'31.781	1'31.654	1'32.181	1'31.977	1'32.059	1'32.733	1'32.799	1'33.207	1'30.056	1'51.408
11	1'31.302	1'31.169	1'31.780	1'31.267	1'31.456	1'31.479	1'31.400	1'32.280	1'31.702	1'31.892	1'32.758	1'32.691	1'30.381	
12	1'31.465	1'31.202	1'31.196	<b>1'31.224</b>	1'31.043	1'31.605	1'31.310	1'33.031	1'31.354	1'31.858	1'32.741	1'32.460	1'30.263	
13	1'31.186	1'31.294	1'31.412	1'31.262	1'31.279	1'31.617	1'31.606	1'32.905	1'31.267	1'31.878	1'32.495	1'32.808	1'30.063	
14	1'31.357	1'31.329	1'31.235	1'31.354	1'31.421	1'31.790	1'33.267	1'33.220	1'31.256	1'31.827	1'32.611	1'33.414	1'30.333	
15	1'31.173	1'31.273	1'31.343	1'31.763	1'31.902	1'31.665	1'31.970	1'33.009	1'37.991	1'32.759	1'32.856	1'33.903		
16	1'31.675	1'31.341	1'31.235	1'31.709	1'32.044	1'31.855	1'31.703	1'32.648	1'31.981	1'32.103	1'32.499	1'34.120		
17	<b>1'30.730</b>	1'30.896	1'30.994	1'31.882	1'32.253	1'31.980	1'31.788	1'32.597	1'32.059	<b>1'31.544</b>	1'31.872	1'33.401		
18	1'30.741	<b>1'30.714</b>	<b>1'30.785</b>	1'32.649	1'32.468	1'31.848	1'31.724	1'33.119	1'37.376	1'31.734	<b>1'31.657</b>	1'33.279		
19	1'31.117	1'31.016	1'30.944	1'32.089	1'32.620	1'31.547	1'32.139	1'33.000	1'32.409	1'31.795	1'34.194	1'34.064		

	14 Mah	4 Tru
1	1'34.279	1'40.731
2	1'30.487	1'33.664
3	1'32.250	<b>1'32.568</b>
4	<b>1'30.342</b>	1'32.776
5	1'30.982	1'32.812
6	1'30.764	1'34.120
7	1'33.437	1'33.714
8	1'30.807	2'01.199

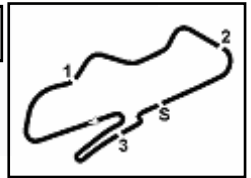
02/07/2023

These data/results cannot be reproduced, stored and/or transmitted in whole or in part by any manner of electronic, mechanical, photocopying, recording, broadcasting or otherwise now known or herein after developed without the previous express consent by the copyright owner, except for reproduction in daily press and regular printed publications on sale to the public within 60 days of the event related to those data/results and always provided that copyright symbol appears together as follows below.

© DORNA WSBK ORGANIZATION Srl 2023

FICR PERUGIA TIMING





**Prosecco DOC UK Round, 30 June - 2 July 2023**  
**Best Sector & Speed Race 2**

Donington Park 4.023 m

RESULTS				
1	11	N. BULEGA	Ducati Panigale V2	Laps 19
2	55	Y. MONTELLA	Ducati Panigale V2	2.119
3	64	F. CARICASULO	Ducati Panigale V2	3.629
4	99	A. HUERTAS	Kawasaki ZX-6R	7.880
5	62	S. MANZI	Yamaha YZF R6	11.657
6	69	T. BOOTH-AMOS	Kawasaki ZX-6R	12.721
7	94	V. DEBISE	Yamaha YZF R6	13.339
8	54	B. SOFUOGLU	MV Agusta F3 800 RR	14.734
9	3	R. DE ROSA	Ducati Panigale V2	15.321
10	28	G. VAN STRAALLEN	Yamaha YZF R6	16.171
11	9	J. NAVARRO	Yamaha YZF R6	17.840
12	66	N. TUULI	Triumph Street Triple RS 765	20.766
13	25	A. VERDOIA	Yamaha YZF R6	28.914
14	71	T. EDWARDS	Yamaha YZF R6	29.704
15	34	R. IRWIN	Suzuki GSKR750	30.882
16	29	N. SPINELLI	Yamaha YZF R6	31.317
17	91	J. KENNEDY	Yamaha YZF R6	31.691
18	17	J. MCPHEE	Kawasaki ZX-6R	38.301
19	51	A. SARMOON	Yamaha YZF R6	38.401
20	27	A. DIAZ	Yamaha YZF R6	39.078
21	22	F. FULIGNI	Ducati Panigale V2	40.240
22	73	M. KOFLER	Ducati Panigale V2	52.898
23	95	T. MACKENZIE	Honda CBR600RR	53.608
24	68	L. POWER	Kawasaki ZX-6R	53.639
25	16	Y. OKAYA	Kawasaki ZX-6R	56.531
26	7	A. NORRODIN	Honda CBR600RR	1'06.346
RET	23	M. SCHROETTER	MV Agusta F3 800 RR	5 Laps
RET	15	E. MCMANUS	Triumph Street Triple RS 765	9 Laps
RET	14	L. MAHIAS	Kawasaki ZX-6R	11 Laps
RET	4	H. TRUELOVE	Triumph Street Triple RS 765	11 Laps

SPEED				
1	28	G. VAN STRAALLEN	Yamaha YZF R6	244,3
2	3	R. DE ROSA	Ducati Panigale V2	243,8
3	25	A. VERDOIA	Yamaha YZF R6	243,8
4	4	H. TRUELOVE	Triumph Street Triple RS 765	243,2
5	29	N. SPINELLI	Yamaha YZF R6	243,2
6	94	V. DEBISE	Yamaha YZF R6	242,7
7	34	R. IRWIN	Suzuki GSKR750	242,7
8	17	J. MCPHEE	Kawasaki ZX-6R	242,2
9	15	E. MCMANUS	Triumph Street Triple RS 765	242,2
10	71	T. EDWARDS	Yamaha YZF R6	241,6
11	27	A. DIAZ	Yamaha YZF R6	241,6
12	64	F. CARICASULO	Ducati Panigale V2	241,6
13	73	M. KOFLER	Ducati Panigale V2	241,6
14	54	B. SOFUOGLU	MV Agusta F3 800 RR	241,6
15	22	F. FULIGNI	Ducati Panigale V2	241,6
16	16	Y. OKAYA	Kawasaki ZX-6R	241,1
17	66	N. TUULI	Triumph Street Triple RS 765	241,1
18	11	N. BULEGA	Ducati Panigale V2	241,1
19	9	J. NAVARRO	Yamaha YZF R6	240,5
20	23	M. SCHROETTER	MV Agusta F3 800 RR	240,0
21	69	T. BOOTH-AMOS	Kawasaki ZX-6R	239,5
22	91	J. KENNEDY	Yamaha YZF R6	239,5
23	14	L. MAHIAS	Kawasaki ZX-6R	238,4
24	68	L. POWER	Kawasaki ZX-6R	237,9
25	62	S. MANZI	Yamaha YZF R6	237,9
26	99	A. HUERTAS	Kawasaki ZX-6R	237,4
27	55	Y. MONTELLA	Ducati Panigale V2	236,8
28	51	A. SARMOON	Yamaha YZF R6	236,8
29	95	T. MACKENZIE	Honda CBR600RR	235,8
30	7	A. NORRODIN	Honda CBR600RR	232,8

SEG. 1			
1	62	S. MANZI	19.040
2	11	N. BULEGA	19.067
3	55	Y. MONTELLA	19.084
4	23	M. SCHROETTER	19.134
5	54	B. SOFUOGLU	19.135
6	66	N. TUULI	19.188
7	3	R. DE ROSA	19.193
8	69	T. BOOTH-AMOS	19.198
9	99	A. HUERTAS	19.206
10	28	G. VAN STRAALLEN	19.214
11	64	F. CARICASULO	19.251
12	94	V. DEBISE	19.251
13	71	T. EDWARDS	19.251
14	14	L. MAHIAS	19.252
15	9	J. NAVARRO	19.291
16	25	A. VERDOIA	19.317
17	17	J. MCPHEE	19.349
18	34	R. IRWIN	19.355
19	22	F. FULIGNI	19.368
20	91	J. KENNEDY	19.409
21	15	E. MCMANUS	19.413
22	95	T. MACKENZIE	19.427
23	29	N. SPINELLI	19.442
24	68	L. POWER	19.448
25	51	A. SARMOON	19.473
26	16	Y. OKAYA	19.488
27	27	A. DIAZ	19.532
28	73	M. KOFLER	19.577
29	4	H. TRUELOVE	19.708
30	7	A. NORRODIN	19.740

SEG. 2			
1	11	N. BULEGA	24.187
2	62	S. MANZI	24.222
3	99	A. HUERTAS	24.319
4	69	T. BOOTH-AMOS	24.348
5	55	Y. MONTELLA	24.354
6	64	F. CARICASULO	24.402
7	94	V. DEBISE	24.435
8	28	G. VAN STRAALLEN	24.444
9	23	M. SCHROETTER	24.448
10	3	R. DE ROSA	24.489
11	9	J. NAVARRO	24.540
12	66	N. TUULI	24.542
13	91	J. KENNEDY	24.557
14	14	L. MAHIAS	24.577
15	29	N. SPINELLI	24.582
16	54	B. SOFUOGLU	24.615
17	95	T. MACKENZIE	24.618
18	51	A. SARMOON	24.648
19	71	T. EDWARDS	24.665
20	25	A. VERDOIA	24.702
21	22	F. FULIGNI	24.707
22	17	J. MCPHEE	24.733
23	34	R. IRWIN	24.738
24	27	A. DIAZ	24.813
25	68	L. POWER	24.820
26	15	E. MCMANUS	24.918
27	73	M. KOFLER	24.927
28	16	Y. OKAYA	24.982
29	7	A. NORRODIN	25.096
30	4	H. TRUELOVE	25.200

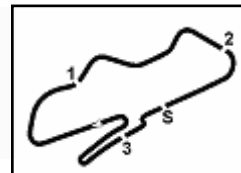
SEG. 3			
1	64	F. CARICASULO	22.534
2	11	N. BULEGA	22.547
3	62	S. MANZI	22.597
4	99	A. HUERTAS	22.653
5	55	Y. MONTELLA	22.689
6	28	G. VAN STRAALLEN	22.717
7	54	B. SOFUOGLU	22.736
8	94	V. DEBISE	22.751
9	9	J. NAVARRO	22.763
10	23	M. SCHROETTER	22.765
11	3	R. DE ROSA	22.768
12	91	J. KENNEDY	22.785
13	69	T. BOOTH-AMOS	22.798
14	66	N. TUULI	22.800
15	14	L. MAHIAS	22.816
16	25	A. VERDOIA	22.846
17	34	R. IRWIN	22.858
18	71	T. EDWARDS	22.885
19	29	N. SPINELLI	22.919
20	95	T. MACKENZIE	22.977
21	51	A. SARMOON	22.989
22	22	F. FULIGNI	22.997
23	15	E. MCMANUS	23.048
24	17	J. MCPHEE	23.051
25	27	A. DIAZ	23.115
26	73	M. KOFLER	23.242
27	68	L. POWER	23.261
28	16	Y. OKAYA	23.286
29	4	H. TRUELOVE	23.334
30	7	A. NORRODIN	23.350

SEG. 4			
1	11	N. BULEGA	23.103
2	62	S. MANZI	23.132
3	64	F. CARICASULO	23.243
4	54	B. SOFUOGLU	23.261
5	55	Y. MONTELLA	23.270
6	23	M. SCHROETTER	23.332
7	94	V. DEBISE	23.349
8	71	T. EDWARDS	23.381
9	9	J. NAVARRO	23.432
10	69	T. BOOTH-AMOS	23.435
11	3	R. DE ROSA	23.435
12	25	A. VERDOIA	23.460
13	99	A. HUERTAS	23.493
14	28	G. VAN STRAALLEN	23.497
15	66	N. TUULI	23.508
16	29	N. SPINELLI	23.602
17	34	R. IRWIN	23.621
18	73	M. KOFLER	23.623
19	95	T. MACKENZIE	23.624
20	51	A. SARMOON	23.637
21	14	L. MAHIAS	23.644
22	27	A. DIAZ	23.654
23	17	J. MCPHEE	23.663
24	15	E. MCMANUS	23.692
25	22	F. FULIGNI	23.733
26	91	J. KENNEDY	23.791
27	16	Y. OKAYA	23.817
28	68	L. POWER	23.886
29	7	A. NORRODIN	24.057
30	4	H. TRUELOVE	24.079

02/07/2023

These data/results cannot be reproduced, stored and/or transmitted in whole or in part by any manner of electronic, mechanical, photocopying, recording, broadcasting or otherwise now known or herein after developed without the previous express consent by the copyright owner, except for reproduction in daily press and regular printed publications on sale to the public within 60 days of the event related to those data/results and always provided that copyright symbol appears together as follows below.

© DORNA WSBK ORGANIZATION Srl 2023



Donington Park 4.023 m

Prosecco DOC UK Round, 30 June - 2 July 2023  
Chronological Analysis Race 2

Start at 14:30'05.759

1 / 5

1° 11 N. BULEGA [1'29.018]							
Lap	Seg1	Seg2	Seg3	Seg4	Lap Time	km/h	Local Time
1		24.473	<b>22.547</b>	23.415	1'32.612	<b>241,1</b>	14:31'38.371
2	19.393	24.587	22.823	23.247	1'30.050	233,8	14:33'08.421
3	19.104	24.204	22.728	23.256	1'29.292	235,8	14:34'37.713
4	19.121	24.237	22.557	<b>23.103</b>	<b>1'29.018</b>	237,4	14:36'06.731
5	19.126	<b>24.187</b>	22.617	23.170	1'29.100	237,9	14:37'35.831
6	<b>19.067</b>	24.429	22.590	23.165	1'29.251	238,9	14:39'05.082
7	19.092	24.426	22.789	23.236	1'29.543	236,8	14:40'34.625
8	19.382	24.473	22.825	23.430	1'30.110	236,3	14:42'04.735
9	19.266	24.473	22.754	23.369	1'29.862	236,8	14:43'34.597
10	19.316	24.500	22.866	23.409	1'30.091	237,4	14:45'04.688
11	19.314	24.464	22.788	23.515	1'30.081	237,4	14:46'34.769
12	19.538	24.686	22.858	23.349	1'30.431	237,4	14:48'05.200
13	19.138	24.469	22.853	23.338	1'29.798	236,8	14:49'34.998
14	19.250	24.549	22.925	23.343	1'30.067	237,9	14:51'05.065
15	19.379	24.677	22.838	23.413	1'30.307	238,4	14:52'35.372
16	19.279	24.730	23.196	23.362	1'30.567	233,8	14:54'05.939
17	19.231	24.562	22.872	23.340	1'30.005	238,4	14:55'35.944
18	19.282	24.671	22.890	23.436	1'30.279	238,4	14:57'06.223
19	19.350	24.669	22.947	23.619	1'30.585	237,9	14:58'36.808
Race Time 28'31.049							

18	19.264	24.573	22.667	23.373	1'29.877	238,4	14:57'09.929
19	19.441	24.643	22.834	23.590	1'30.508	238,4	14:58'40.437
Race Time 28'34.678							

2° 55 Y. MONTELLA [1'29.630]							
Lap	Seg1	Seg2	Seg3	Seg4	Lap Time	km/h	Local Time
1		24.425	22.982	23.346	1'32.738	234,3	14:31'38.499
2	19.388	24.609	22.903	23.602	1'30.502	<b>236,8</b>	14:33'08.999
3	19.265	24.646	23.343	23.602	1'30.856	236,3	14:34'39.855
4	19.099	24.624	22.715	23.425	1'29.863	235,8	14:36'09.718
5	19.263	24.552	22.782	23.407	1'30.004	<b>236,8</b>	14:37'39.722
6	<b>19.084</b>	24.394	22.856	23.344	1'29.678	236,3	14:39'09.400
7	19.180	24.492	22.911	23.298	1'29.881	234,8	14:40'39.281
8	19.120	24.372	22.868	23.531	1'29.891	234,8	14:42'09.172
9	19.282	24.872	22.864	23.378	1'30.396	234,3	14:43'39.568
10	19.170	24.471	22.829	23.340	1'29.810	234,8	14:45'09.378
11	19.184	24.459	22.808	23.587	1'30.038	234,8	14:46'39.416
12	19.287	24.484	22.796	23.534	1'30.101	236,3	14:48'09.517
13	19.096	24.413	22.891	23.482	1'29.882	234,8	14:49'39.399
14	19.202	24.442	22.976	<b>23.270</b>	1'29.890	235,3	14:51'09.289
15	19.209	24.609	22.821	23.379	1'30.018	235,8	14:52'39.307
16	19.183	24.500	22.877	23.458	1'30.018	235,3	14:54'09.325
17	19.274	24.392	22.811	23.799	1'30.276	235,8	14:55'39.601
18	19.152	24.431	22.790	23.323	1'29.696	235,8	14:57'09.297
19	19.095	<b>24.354</b>	<b>22.689</b>	23.492	<b>1'29.630</b>	<b>236,8</b>	14:58'38.927
Race Time 28'33.168							

4° 99 A. HUERTAS [1'29.970]							
Lap	Seg1	Seg2	Seg3	Seg4	Lap Time	km/h	Local Time
1		24.661	22.804	23.720	1'33.918	236,8	14:31'39.677
2	19.493	24.596	22.718	23.746	1'30.553	235,8	14:33'10.230
3	19.399	24.555	22.803	23.544	1'30.301	234,8	14:34'40.531
4	19.254	24.482	<b>22.653</b>	23.581	<b>1'29.970</b>	236,3	14:36'11.501
5	19.315	24.432	22.917	23.589	1'30.253	<b>237,4</b>	14:37'40.754
6	19.275	24.485	22.754	23.655	1'30.169	<b>237,4</b>	14:39'10.923
7	<b>19.206</b>	24.482	22.835	23.599	1'30.122	235,3	14:40'41.045
8	19.413	24.498	22.742	23.521	1'30.174	234,3	14:42'11.219
9	19.359	24.392	22.748	<b>23.493</b>	1'29.992	235,3	14:43'41.211
10	19.307	24.546	22.710	23.539	1'30.102	236,8	14:45'11.313
11	19.332	24.429	22.736	23.519	1'30.016	<b>237,4</b>	14:46'41.329
12	19.445	24.431	22.707	23.586	1'30.169	236,3	14:48'11.498
13	19.385	<b>24.319</b>	22.906	23.560	1'30.170	235,8	14:49'41.668
14	19.455	24.467	22.920	23.614	1'30.456	236,3	14:51'12.124
15	19.350	24.614	22.789	23.497	1'30.250	235,8	14:52'42.374
16	19.332	24.550	22.970	23.494	1'30.346	233,8	14:54'12.720
17	19.468	24.605	22.802	23.567	1'30.442	235,8	14:55'43.162
18	19.484	24.576	22.903	23.816	1'30.779	234,8	14:57'13.941
19	19.429	24.624	23.009	23.685	1'30.747	235,3	14:58'44.688
Race Time 28'38.929							

3° 64 F. CARICASULO [1'29.819]							
Lap	Seg1	Seg2	Seg3	Seg4	Lap Time	km/h	Local Time
1		24.635	22.790	23.507	1'33.530	239,5	14:31'39.289
2	19.255	24.454	22.643	23.647	1'29.999	<b>241,6</b>	14:33'09.288
3	19.476	24.808	22.817	23.661	1'30.762	236,8	14:34'40.050
4	19.258	24.523	22.668	23.591	1'30.040	240,0	14:36'10.090
5	19.357	24.510	<b>22.534</b>	23.631	1'30.032	240,0	14:37'40.122
6	19.302	24.583	22.899	23.397	1'30.181	239,5	14:39'10.303
7	19.335	24.572	22.775	23.409	1'30.091	235,8	14:40'40.394
8	19.381	24.519	22.911	23.471	1'30.282	235,3	14:42'10.676
9	19.444	24.512	22.665	23.360	1'29.981	236,3	14:43'40.657
10	19.345	24.540	22.703	23.604	1'30.192	237,4	14:45'10.849
11	19.406	24.469	22.699	23.268	1'29.842	236,8	14:46'40.691
12	19.462	24.496	22.638	23.365	1'29.961	236,8	14:48'10.652
13	<b>19.251</b>	24.407	22.801	23.360	<b>1'29.819</b>	236,8	14:49'40.471
14	19.352	24.487	22.750	23.282	1'29.871	238,9	14:51'10.342
15	19.411	24.593	22.637	<b>23.243</b>	1'29.884	238,4	14:52'40.226
16	19.282	<b>24.402</b>	22.920	23.292	1'29.896	235,3	14:54'10.122
17	19.428	24.517	22.607	23.378	1'29.930	238,4	14:55'40.052

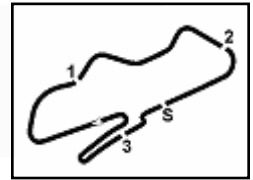
5° 62 S. MANZI [1'29.301]							
Lap	Seg1	Seg2	Seg3	Seg4	Lap Time	km/h	Local Time
1		24.584	22.816	23.439	1'33.232	235,3	14:31'38.991
2	19.209	24.446	22.851	23.377	1'29.883	<b>237,9</b>	14:33'08.874
3	19.119	24.390	22.885	23.212	1'29.606	231,8	14:34'38.480
4	19.167	24.303	22.699	<b>23.132</b>	<b>1'29.301</b>	233,8	14:36'07.781
5	<b>19.040</b>	<b>24.222</b>	22.806	23.126	1'29.294	233,8	14:37'45.075
6	19.237	24.599	22.687	23.534	1'30.057	236,8	14:39'15.132
7	19.351	24.407	22.814	23.393	1'29.965	236,8	14:40'45.097
8	19.360	24.442	22.861	23.257	1'29.920	231,8	14:42'15.017
9	19.241	24.367	22.886	23.379	1'29.873	232,8	14:43'44.890
10	19.262	24.470	22.864	26.386	1'32.982	234,8	14:45'17.872
11	19.251	24.457	<b>22.597</b>	23.377	1'29.682	<b>237,9</b>	14:46'47.554
12	19.278	24.486	22.865	23.375	1'30.004	235,3	14:48'17.558
13	19.203	24.308	22.792	23.411	1'29.714	234,8	14:49'47.272
14	19.137	24.444	22.888	23.387	1'29.856	236,3	14:51'17.128
15	19.364	24.466	22.826	23.410	1'30.066	234,3	14:52'47.194
16	19.220	24.537	23.147	23.483	1'30.387	231,8	14:54'17.581
17	19.459	24.611	22.995	23.407	1'30.472	233,3	14:55'48.053
18	19.334	24.533	22.982	23.421	1'30.270	234,3	14:57'18.323
19	19.415	24.450	22.932	23.345	1'30.142	234,3	14:58'48.465
Race Time 28'42.706							

6° 69 T. BOOTH-AMOS [1'30.018]							
Lap	Seg1	Seg2	Seg3	Seg4	Lap Time	km/h	Local Time
1		24.937	23.193	23.644	1'35.442	<b>239,5</b>	14:31'41.201
2	19.357	24.738	22.915	23.979	1'30.989	234,8	14:33'12.190
3	19.365	24.685	22.998	23.687	1'30.735	236,3	14:34'42.925
4	19.311	24.615	23.048	23.726	1'30.700	235,3	14:36'13.625
5	19.339	24.433	<b>22.798</b>	23.515	1'30.085	237,9	14:37'43.710
6	19.259	24.609	23.060	23.798	1'30.726	233,8	14:39'14.436
7	19.340	24.750	23.117	23.675	1'30.882	232,8	14:40'45.318
8	19.306	24.462	22.954	23.630	1'30.352	234,3	14:42'15.670
9	19.271	24.472	22.970	23.569	1'30.282	233,8	14:43'45.952
10	19.211	24.501	22.921	23.703	1'30.336	234,3	14:45'16.288
11	19.232	24.513	22.921	<b>23.435</b>	1'30.101	232,8	14:46'46.389
12	19.318	24.478	22.926	23.505	1'30.227	233,3	14:48'16.616
13	19.207	<b>24.348</b>	22.994	23.469	<b>1'30.018</b>	231,8	14:49'46.634
14	19.393	24.431	23.234	23.728	1'30.786	232,3	14:51'17.420

02/07/2023 P = Pits In/Out - C = Lap Time Cancelled

These data/results cannot be reproduced, stored and/or transmitted in whole or in part by any manner of electronic, mechanical, photocopying, recording, broadcasting or otherwise now known or herein after developed without the previous express consent by the copyright owner, except for reproduction in daily press and regular printed publications on sale to the public within 60 days of the event related to those data/results and always provided that copyright symbol appears together as follows below.

© DORNA WSBK ORGANIZATION Srl 2023



**Prosecco DOC UK Round, 30 June - 2 July 2023**  
**Chronological Analysis Race 2**

Donington Park 4.023 m

Start at 14:30'05.759

2 / 5

15	19.223	24.591	22.966	23.808	1'30.588	235,3	14:52'48.008	12	19.418	24.881	22.883	23.554	1'30.736	240,0	14:48'18.046
16	19.346	24.482	23.196	23.544	1'30.568	231,3	14:54'18.576	13	<b>19.193</b>	24.616	23.056	23.489	1'30.354	236,3	14:49'48.400
17	19.292	24.478	22.928	23.581	1'30.279	235,3	14:55'48.855	14	19.430	24.621	23.105	23.591	1'30.747	236,8	14:51'19.147
18	19.232	24.592	23.063	23.535	1'30.422	235,3	14:57'19.277	15	19.393	24.664	22.938	23.550	1'30.545	238,9	14:52'49.692
19	<b>19.198</b>	24.569	23.001	23.484	1'30.252	233,8	14:58'49.529	16	19.536	24.829	23.064	23.536	1'30.965	240,5	14:54'20.657

Race Time 28'43.770

7° 94 V. DEBISE [1'30.103]							
Lap	Seg1	Seg2	Seg3	Seg4	Lap Time	km/h	Local Time
1		25.358	23.198	24.390	1'36.717	238,9	14:31'42.476
2	19.269	24.827	<b>22.751</b>	24.179	1'31.026	<b>242,7</b>	14:33'13.502
3	19.484	24.647	22.969	23.544	1'30.644	237,4	14:34'44.146
4	19.252	24.658	22.821	23.779	1'30.510	<b>242,7</b>	14:36'14.656
5	19.327	24.566	22.901	23.513	1'30.307	237,4	14:37'44.963
6	19.301	25.422	22.842	23.481	1'31.046	239,5	14:39'16.009
7	19.339	24.589	23.194	23.469	1'30.591	240,5	14:40'46.600
8	19.343	24.517	22.948	23.512	1'30.320	235,8	14:42'16.920
9	19.277	24.548	22.871	23.602	1'30.298	237,9	14:43'47.218
10	19.339	24.636	23.060	23.432	1'30.467	237,4	14:45'17.685
11	19.356	24.790	22.926	23.424	1'30.496	237,9	14:46'48.181
12	19.452	24.544	22.866	23.564	1'30.426	237,9	14:48'18.607
13	19.332	<b>24.435</b>	22.902	23.434	<b>1'30.103</b>	237,9	14:49'48.710
14	19.347	24.574	22.848	23.372	1'30.141	241,6	14:51'18.851
15	19.368	24.548	22.982	23.400	1'30.298	235,8	14:52'49.149
16	19.257	24.599	23.064	23.434	1'30.354	233,8	14:54'19.503
17	19.428	24.488	22.968	23.418	1'30.302	235,3	14:55'49.805
18	<b>19.251</b>	24.504	22.933	23.456	1'30.144	236,3	14:57'19.949
19	19.338	24.609	22.902	<b>23.349</b>	1'30.198	236,3	14:58'50.147

Race Time 28'44.388

8° 54 B. SOFUOGLU [1'30.074]							
Lap	Seg1	Seg2	Seg3	Seg4	Lap Time	km/h	Local Time
1		25.747	23.127	23.976	1'36.949	239,5	14:31'42.708
2	19.284	24.980	23.002	23.777	1'31.043	238,9	14:33'13.751
3	19.519	24.903	22.905	23.703	1'31.030	240,0	14:34'44.781
4	19.208	25.050	22.909	23.522	1'30.689	236,3	14:36'15.470
5	19.271	24.785	22.926	23.795	1'30.777	240,5	14:37'46.247
6	19.246	24.908	22.915	23.647	1'30.716	240,5	14:39'16.963
7	19.337	24.806	22.852	23.723	1'30.718	<b>241,6</b>	14:40'47.681
8	19.377	24.891	22.868	23.373	1'30.509	239,5	14:42'18.190
9	19.225	24.639	22.856	23.354	<b>1'30.074</b>	237,9	14:43'48.264
10	19.292	24.767	22.917	23.376	1'30.352	237,9	14:45'18.616
11	19.192	24.690	22.788	23.502	1'30.172	237,4	14:46'48.788
12	19.437	<b>24.615</b>	<b>22.736</b>	23.511	1'30.299	<b>241,6</b>	14:48'19.087
13	19.213	24.787	22.988	23.327	1'30.315	237,4	14:49'49.402
14	<b>19.135</b>	24.741	22.903	23.366	1'30.145	237,9	14:51'19.547
15	19.262	24.809	22.872	23.348	1'30.291	238,4	14:52'49.838
16	19.266	24.751	23.108	<b>23.261</b>	1'30.386	235,3	14:54'20.224
17	19.372	24.750	22.940	23.323	1'30.385	236,8	14:55'50.609
18	19.226	24.744	22.924	23.308	1'30.202	237,9	14:57'20.811
19	19.295	24.854	23.231	23.351	1'30.731	233,8	14:58'51.542

Race Time 28'45.783

9° 3 R. DE ROSA [1'30.186]							
Lap	Seg1	Seg2	Seg3	Seg4	Lap Time	km/h	Local Time
1		25.215	23.299	24.020	1'36.128	238,4	14:31'41.887
2	19.317	24.854	23.023	24.139	1'31.333	<b>243,8</b>	14:33'13.220
3	19.573	24.624	22.944	23.518	1'30.659	236,8	14:34'43.879
4	19.293	24.698	22.930	23.964	1'30.885	241,6	14:36'14.764
5	19.344	24.713	22.807	23.716	1'30.580	240,5	14:37'45.344
6	19.311	24.621	<b>22.768</b>	23.564	1'30.264	239,5	14:39'15.608
7	19.307	24.832	22.791	23.581	1'30.511	242,2	14:40'46.119
8	19.272	24.637	22.781	23.561	1'30.251	242,2	14:42'16.370
9	19.259	<b>24.489</b>	22.976	23.462	<b>1'30.186</b>	235,8	14:43'46.556
10	19.320	24.542	22.923	23.659	1'30.444	236,8	14:45'17.000
11	19.318	24.580	22.977	<b>23.435</b>	1'30.310	236,3	14:46'47.310

10° 28 G. VAN STRAALLEN [1'30.163]							
Lap	Seg1	Seg2	Seg3	Seg4	Lap Time	km/h	Local Time
1		24.994	23.345	23.925	1'36.197	241,6	14:31'41.956
2	19.378	24.860	22.946	24.276	1'31.460	242,7	14:33'13.416
3	19.689	24.759	22.940	23.710	1'31.098	241,1	14:34'44.514
4	19.262	24.490	22.837	23.908	1'30.497	240,5	14:36'15.011
5	19.421	24.872	22.779	23.708	1'30.780	<b>244,3</b>	14:37'45.791
6	19.367	24.789	22.760	23.801	1'30.717	<b>244,3</b>	14:39'16.508
7	19.252	24.605	22.956	23.848	1'30.661	235,3	14:40'47.169
8	19.324	24.582	22.824	23.666	1'30.396	234,3	14:42'17.565
9	19.713	24.494	23.037	23.830	1'31.074	233,3	14:43'48.639
10	19.301	24.614	22.878	23.608	1'30.401	241,1	14:45'19.040
11	<b>19.214</b>	24.530	22.834	23.650	1'30.228	240,0	14:46'49.268
12	19.350	24.450	<b>22.717</b>	23.677	1'30.194	<b>244,3</b>	14:48'19.462
13	19.235	24.626	23.122	23.858	1'30.841	242,7	14:49'50.303
14	19.225	24.790	22.962	<b>23.497</b>	1'30.474	240,5	14:51'20.777
15	19.337	24.471	22.959	23.671	1'30.438	235,8	14:52'51.215
16	19.410	24.518	22.984	23.741	1'30.653	234,3	14:54'21.868
17	19.336	24.511	22.933	23.629	1'30.409	236,8	14:55'52.277
18	19.274	24.572	23.068	23.625	1'30.539	236,3	14:57'22.816
19	19.315	<b>24.444</b>	22.831	23.573	<b>1'30.163</b>	235,8	14:58'52.979

Race Time 28'47.220

11° 9 J. NAVARRO [1'30.163]							
Lap	Seg1	Seg2	Seg3	Seg4	Lap Time	km/h	Local Time
1		24.930	23.628	23.759	1'35.803	240,0	14:31'41.562
2	19.490	24.853	22.892	23.730	1'30.965	238,4	14:33'12.527
3	19.510	24.768	23.078	23.651	1'31.007	238,4	14:34'43.534
4	19.431	24.765	22.806	24.307	1'31.309	237,4	14:36'14.843
5	19.533	24.737	<b>22.763</b>	23.769	1'30.802	<b>240,5</b>	14:37'45.645
6	19.430	25.019	22.828	23.818	1'31.095	240,0	14:39'16.740
7	19.414	24.678	22.789	24.011	1'30.892	240,0	14:40'47.632
8	19.333	24.748	22.822	23.517	1'30.420	236,3	14:42'18.052
9	19.603	24.681	22.844	23.723	1'30.851	239,5	14:43'48.903
10	19.384	24.712	22.878	<b>23.432</b>	1'30.406	237,4	14:45'19.309
11	19.346	24.718	22.944	23.464	1'30.472	236,8	14:46'49.781
12	19.353	<b>24.540</b>	22.835	23.435	<b>1'30.163</b>	238,4	14:48'19.944
13	19.308	24.577	22.901	23.802	1'30.588	239,5	14:49'50.532
14	<b>19.291</b>	24.654	22.982	23.565	1'30.492	239,5	14:51'21.024
15	19.297	24.582	22.891	23.662	1'30.432	238,9	14:52'51.456
16	19.367	24.712	22.961	23.742	1'30.782	236,3	14:54'22.238
17	19.437	24.714	22.868	23.460	1'30.479	236,8	14:55'52.717
18	19.337	24.818	23.146	23.447	1'30.748	236,8	14:57'23.465
19	19.559	24.894	23.074	23.656	1'31.183	235,8	14:58'54.648

Race Time 28'48.889

12° 66 N. TUULI [1'30.346]							
Lap	Seg1	Seg2	Seg3	Seg4	Lap Time	km/h	Local Time
1		25.060	23.073	23.953	1'35.306	238,9	14:31'41.065
2	19.410	25.198	22.945	23.769	1'31.322	237,4	14:33'12.387
3	19.403	24.821	23.147	23.564	1'30.935	236,8	14:34'43.322
4	19.303	24.838	22.814	23.582	1'30.537	237,9	14:36'13.859
5	19.310	24.557	22.820	23.752	1'30.439	239,5	14:37'44.298
6	19.400	24.547	22.935	23.783	1'30.665	<b>241,1</b>	14:39'14.963
7	19.723	24.884	22.825	<b>23.508</b>	1'30.940	237,4	14:40'45.903
8	19.310	24.631	22.923	23.791	1'30.655	237,4	14:42'16.558

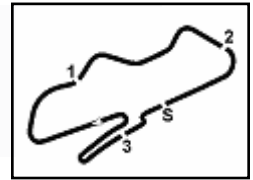
02/07/2023

P = Pits In/Out - C = Lap Time Cancelled

These data/results cannot be reproduced, stored and/or transmitted in whole or in part by any manner of electronic, mechanical, photocopying, recording, broadcasting or otherwise now known or herein after developed without the previous express consent by the copyright owner, except for reproduction in daily press and regular printed publications on sale to the public within 60 days of the event related to those data/results and always provided that copyright symbol appears together as follows below.

© DORNA WSBK ORGANIZATION Srl 2023





Donington Park 4.023 m

**Prosecco DOC UK Round, 30 June - 2 July 2023**  
**Chronological Analysis Race 2**

Start at 14:30'05.759

**3 / 5**

9	19.288	24.594	23.014	23.592	1'30.488	238,9	14:43'47.046	6	19.384	24.815	23.257	23.938	1'31.394	238,9	14:39'19.727
10	19.254	25.003	23.083	23.821	1'31.161	240,0	14:45'18.207	7	19.552	24.839	23.263	23.949	1'31.603	238,9	14:40'51.330
11	19.256	24.664	22.832	23.635	1'30.387	240,5	14:46'48.594	8	19.531	24.952	23.335	23.974	1'31.792	237,4	14:42'23.122
12	19.367	<b>24.542</b>	<b>22.800</b>	23.637	<b>1'30.346</b>	240,0	14:48'18.940	9	19.716	24.994	23.297	23.830	1'31.837	237,4	14:43'54.959
13	<b>19.188</b>	25.094	23.135	23.663	1'31.080	240,5	14:49'50.020	10	19.680	24.941	23.262	24.102	1'31.985	235,8	14:45'26.944
14	19.407	24.847	23.100	24.046	1'31.400	237,4	14:51'21.420	11	19.684	24.939	23.058	<b>23.621</b>	1'31.302	237,9	14:46'58.246
15	19.372	24.781	23.050	23.977	1'31.180	238,4	14:52'52.600	12	19.688	<b>24.738</b>	23.210	23.829	1'31.465	240,0	14:48'29.711
16	19.473	24.818	23.144	23.673	1'31.108	234,3	14:54'23.708	13	19.449	24.861	23.046	23.830	1'31.186	237,4	14:50'00.897
17	19.466	24.778	23.195	23.647	1'31.086	235,3	14:55'54.794	14	19.477	25.048	23.117	23.715	1'31.357	238,9	14:51'32.254
18	19.435	24.984	23.034	23.832	1'31.285	234,8	14:57'26.079	15	19.455	24.842	23.074	23.802	1'31.173	238,4	14:53'03.427
19	19.711	24.874	23.093	23.817	1'31.495	233,8	14:58'57.574	16	19.620	24.922	23.165	23.968	1'31.675	238,9	14:54'35.102

Race Time 28'51.815

13° 25 A. VERDOIA (1'30.377)							
Lap	Seg1	Seg2	Seg3	Seg4	Lap Time	km/h	Local Time

1		26.298	24.087	24.771	1'40.185	237,9	14:31'45.944
2	19.476	24.791	23.251	23.796	1'31.314	<b>243,8</b>	14:33'17.258
3	19.450	25.080	22.974	24.014	1'31.518	240,0	14:34'48.776
4	19.528	25.021	23.060	23.537	1'31.146	236,8	14:36'19.922
5	19.433	24.794	22.915	24.313	1'31.455	238,4	14:37'51.377
6	19.541	24.703	23.050	23.635	1'30.929	241,6	14:39'22.306
7	19.525	24.846	22.941	23.667	1'30.979	237,4	14:40'53.285
8	19.422	24.825	22.977	23.586	1'30.810	233,3	14:42'24.095
9	19.467	<b>24.702</b>	23.208	23.764	1'31.141	241,1	14:43'55.236
10	19.578	25.063	23.162	23.765	1'31.568	233,3	14:45'26.804
11	19.423	24.801	23.162	23.586	1'30.972	232,8	14:46'57.776
12	19.590	24.775	23.641	23.626	1'31.632	233,3	14:48'29.408
13	19.405	24.830	22.987	23.699	1'30.921	231,8	14:50'00.329
14	19.442	25.122	23.158	23.628	1'31.350	233,3	14:51'31.679
15	19.460	24.841	23.120	23.813	1'31.234	232,3	14:53'02.913
16	19.456	24.912	23.116	23.581	1'31.065	232,3	14:54'33.978
17	19.346	24.789	23.011	23.497	1'30.643	232,8	14:56'04.621
18	19.404	24.876	<b>22.846</b>	23.598	1'30.724	234,8	14:57'35.345
19	<b>19.317</b>	24.714	22.886	<b>23.460</b>	<b>1'30.377</b>	233,3	14:59'05.722

Race Time 28'59.963

14° 71 T. EDWARDS (1'30.605)							
Lap	Seg1	Seg2	Seg3	Seg4	Lap Time	km/h	Local Time

1		25.494	23.112	23.982	1'36.408	239,5	14:31'42.167
2	19.334	24.938	23.134	24.051	1'31.457	237,4	14:33'13.624
3	19.798	25.083	23.093	23.717	1'31.691	235,8	14:34'45.315
4	19.323	24.943	23.059	23.716	1'31.041	236,8	14:36'16.356
5	19.469	24.966	23.256	23.761	1'31.452	237,4	14:37'47.808
6	19.481	24.993	23.249	23.806	1'31.529	233,3	14:39'19.337
7	19.507	24.970	23.352	23.736	1'31.565	238,9	14:40'50.902
8	19.447	25.063	23.522	23.901	1'31.933	232,3	14:42'22.835
9	19.681	25.094	23.661	24.171	1'32.607	232,3	14:43'55.442
10	19.548	25.068	23.181	23.950	1'31.747	237,4	14:45'27.189
11	19.590	24.992	23.130	23.601	1'31.313	237,9	14:46'58.502
12	19.543	24.772	23.155	23.913	1'31.383	<b>241,6</b>	14:48'29.885
13	19.368	24.905	23.137	23.727	1'31.137	238,9	14:50'01.022
14	19.450	25.066	23.149	23.749	1'31.414	241,1	14:51'32.436
15	19.400	24.828	23.071	23.777	1'31.076	238,9	14:53'03.512
16	19.358	24.858	23.132	23.710	1'31.058	234,8	14:54'34.570
17	19.332	24.990	22.935	<b>23.381</b>	1'30.638	234,8	14:56'05.208
18	19.331	24.814	<b>22.885</b>	23.669	1'30.699	235,8	14:57'35.907
19	<b>19.251</b>	<b>24.665</b>	23.107	23.582	<b>1'30.605</b>	234,8	14:59'06.512

Race Time 29'00.753

15° 34 R. IRWIN (1'30.730)							
Lap	Seg1	Seg2	Seg3	Seg4	Lap Time	km/h	Local Time

1		25.509	23.003	24.675	1'37.343	241,1	14:31'43.102
2	19.418	24.835	22.943	23.692	1'30.888	240,5	14:33'13.990
3	19.603	25.168	22.998	23.918	1'31.687	<b>242,7</b>	14:34'45.677
4	19.430	24.809	22.997	23.953	1'31.189	241,1	14:36'16.866
5	19.488	24.851	23.103	24.025	1'31.467	240,5	14:37'48.333

Race Time 29'02.740

16° 29 N. SPINELLI (1'30.714)							
Lap	Seg1	Seg2	Seg3	Seg4	Lap Time	km/h	Local Time

1		26.298	24.087	24.771	1'40.185	237,9	14:31'45.944
2	19.476	24.791	23.251	23.796	1'31.314	<b>243,8</b>	14:33'17.258
3	19.450	25.080	22.974	24.014	1'31.518	240,0	14:34'48.776
4	19.528	25.021	23.060	23.537	1'31.146	236,8	14:36'19.922
5	19.433	24.794	22.915	24.313	1'31.455	238,4	14:37'51.377
6	19.541	24.703	23.050	23.635	1'30.929	241,6	14:39'22.306
7	19.525	24.846	22.941	23.667	1'30.979	237,4	14:40'53.285
8	19.422	24.825	22.977	23.586	1'30.810	233,3	14:42'24.095
9	19.467	<b>24.702</b>	23.208	23.764	1'31.141	241,1	14:43'55.236
10	19.578	25.063	23.162	23.765	1'31.568	233,3	14:45'26.804
11	19.423	24.801	23.162	23.586	1'30.972	232,8	14:46'57.776
12	19.590	24.775	23.641	23.626	1'31.632	233,3	14:48'29.408
13	19.405	24.830	22.987	23.699	1'30.921	231,8	14:50'00.329
14	19.442	25.122	23.158	23.628	1'31.350	233,3	14:51'31.679
15	19.460	24.841	23.120	23.813	1'31.234	232,3	14:53'02.913
16	19.456	24.912	23.116	23.581	1'31.065	232,3	14:54'33.978
17	19.346	24.789	23.011	23.497	1'30.643	232,8	14:56'04.621
18	19.404	24.876	<b>22.846</b>	23.598	1'30.724	234,8	14:57'35.345
19	<b>19.317</b>	24.714	22.886	<b>23.460</b>	<b>1'30.377</b>	233,3	14:59'05.722

Race Time 28'59.963

16° 29 N. SPINELLI (1'30.714)							
Lap	Seg1	Seg2	Seg3	Seg4	Lap Time	km/h	Local Time

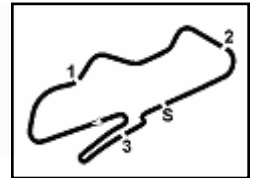
1		25.605	23.485	24.382	1'38.025	238,9	14:31'43.784
2	19.560	24.807	23.153	23.743	1'31.263	236,3	14:33'15.047
3	19.687	24.703	23.073	23.790	1'31.253	235,3	14:34'46.300
4	19.531	24.760	23.161	<b>23.602</b>	1'31.054	235,3	14:36'17.354
5	19.623	24.667	23.037	23.922	1'31.249	237,9	14:37'48.603
6	19.641	24.747	23.173	23.955	1'31.516	238,9	14:39'20.119
7	19.680	24.749	23.260	23.979	1'31.668	237,4	14:40'51.787
8	19.545	24.786	23.331	24.040	1'31.702	238,4	14:42'23.489
9	19.580	25.014	23.643	24.006	1'32.243	236,8	14:43'55.732
10	19.657	25.017	23.204	24.281	1'32.159	238,4	14:45'27.891
11	19.506	24.787	23.090	23.786	1'31.169	<b>243,2</b>	14:46'59.060
12	19.545	24.630	23.067	23.960	1'31.202	238,9	14:48'30.262
13	19.478	24.882	23.201	23.733	1'31.294	237,4	14:50'01.556
14	19.551	24.803	23.120	23.855	1'31.329	238,9	14:51'32.885
15	19.499	24.758	23.184	23.832	1'31.273	236,8	14:53'04.158
16	19.496	24.857	23.107	23.881	1'31.341	236,8	14:54'35.499
17	19.518	24.688	23.008	23.682	1'30.896	236,3	14:56'06.395
18	<b>19.442</b>	24.684	<b>22.919</b>	23.669	<b>1'30.714</b>	238,4	14:57'37.109
19	19.492	<b>24.582</b>	23.092	23.850	1'31.016	237,9	14:59'08.125

Race Time 29'02.366

17° 91 J. KENNEDY (1'30.785)							
Lap	Seg1	Seg2	Seg3	Seg4	Lap Time	km/h	Local Time

1		26.045	24.377	24.579	1'40.398	238,4	14:31'46.157
2	19.782	25.196	23.080	23.882	1'31.940	234,3	14:33'18.097
3	19.432	24.882	23.101	23.896	1'31.311	237,4	14:34'49.408
4	19.621	24.917	23.087	23.864	1'31.489	232,8	14:36'20.897
5							





**Prosecco DOC UK Round, 30 June - 2 July 2023**  
**Chronological Analysis Race 2**

Start at 14:30'05.759

3	19.703	25.162	23.165	23.924	1'31.954	238,4	14:34'49.090
4	19.801	25.473	23.217	23.677	1'32.168	236,8	14:36'21.258
5	19.492	<b>24.733</b>	23.063	23.954	1'31.242	238,9	14:37'52.500
6	19.578	25.108	23.125	23.807	1'31.618	239,5	14:39'24.118
7	19.472	25.022	23.079	23.909	1'31.482	235,8	14:40'55.600
8	19.503	25.025	<b>23.051</b>	23.883	1'31.462	235,8	14:42'27.062
9	19.618	24.894	23.331	23.703	1'31.546	233,3	14:43'58.608
10	19.418	25.029	23.192	<b>23.663</b>	1'31.302	237,4	14:45'29.910
11	19.375	24.956	23.202	23.734	1'31.267	234,3	14:47'01.177
12	<b>19.349</b>	24.956	23.153	23.766	<b>1'31.224</b>	235,3	14:48'32.401
13	19.457	24.876	23.220	23.709	1'31.262	234,8	14:50'03.663
14	19.534	25.070	23.079	23.671	1'31.354	235,8	14:51'35.017
15	19.630	25.030	23.319	23.784	1'31.763	234,3	14:53'06.780
16	19.476	25.028	23.298	23.907	1'31.709	234,3	14:54'38.489
17	19.545	25.029	23.290	24.018	1'31.882	234,3	14:56'10.371
18	19.853	25.285	23.386	24.125	1'32.649	236,8	14:57'43.020
19	19.644	25.019	23.547	23.879	1'32.089	232,3	14:59'15.109
Race Time 29'09.350							

21° 22 F. FULIGNI (1'30.838)							
Lap	Seg1	Seg2	Seg3	Seg4	Lap Time	km/h	Local Time
1		26.040	24.292	24.091	1'38.767	241,1	14:31'44.526
2	19.600	25.244	23.432	23.867	1'32.143	239,5	14:33'16.669
3	19.477	24.856	23.448	23.828	1'31.609	241,1	14:34'48.278
4	<b>19.368</b>	24.740	<b>22.997</b>	<b>23.733</b>	<b>1'30.838</b>	236,8	14:36'19.116
5	19.531	24.979	23.282	24.311	1'32.103	240,5	14:37'51.219
6	19.489	<b>24.707</b>	23.176	24.012	1'31.384	239,5	14:39'22.603
7	19.559	24.822	23.219	24.211	1'31.811	<b>241,6</b>	14:40'54.414
8	19.470	24.782	23.182	24.019	1'31.453	235,8	14:42'25.867
9	19.577	24.882	23.821	23.813	1'32.093	234,8	14:43'57.960
10	19.487	25.280	23.448	23.966	1'32.181	236,8	14:45'30.141
11	19.442	24.984	23.146	23.828	1'31.400	238,9	14:47'01.541
12	19.495	24.902	23.119	23.794	1'31.310	238,9	14:48'32.851
13	19.544	24.822	23.383	23.857	1'31.606	237,9	14:50'04.457
14	19.602	24.832	24.546	24.287	1'33.267	234,8	14:51'37.724
15	19.721	25.067	23.311	23.871	1'31.970	236,3	14:53'09.694
16	19.651	24.841	23.392	23.819	1'31.703	235,8	14:54'41.397
17	19.576	24.961	23.311	23.940	1'31.788	237,4	14:56'13.185
18	19.586	24.984	23.214	23.940	1'31.724	237,9	14:57'44.909
19	19.721	24.831	23.415	24.172	1'32.139	236,3	14:59'17.048
Race Time 29'11.289							

19° 51 A. SARMOON (1'30.970)							
Lap	Seg1	Seg2	Seg3	Seg4	Lap Time	km/h	Local Time
1		25.750	23.508	24.303	1'37.797	235,8	14:31'43.556
2	19.560	25.239	23.172	23.685	1'31.656	<b>236,8</b>	14:33'15.212
3	19.701	24.828	<b>22.989</b>	23.993	1'31.511	236,3	14:34'46.723
4	19.667	25.106	23.210	23.814	1'31.797	234,8	14:36'18.520
5	19.782	24.928	23.261	23.695	1'31.666	234,8	14:37'50.186
6	19.739	24.984	23.037	24.087	1'31.847	236,3	14:39'22.033
7	19.581	24.916	23.276	23.806	1'31.579	234,3	14:40'53.612
8	19.522	24.778	23.033	<b>23.637</b>	<b>1'30.970</b>	233,8	14:42'24.582
9	19.483	<b>24.648</b>	24.369	23.860	1'32.360	236,3	14:43'56.942
10	19.500	25.137	23.244	23.900	1'31.781	234,8	14:45'28.723
11	19.486	24.957	23.300	23.713	1'31.456	232,8	14:47'00.179
12	<b>19.473</b>	24.729	23.098	23.743	1'31.043	235,8	14:48'31.222
13	19.594	24.780	23.157	23.748	1'31.279	234,3	14:50'02.501
14	19.549	25.004	23.200	23.668	1'31.421	235,8	14:51'33.922
15	19.753	25.046	23.249	23.854	1'31.902	233,3	14:53'05.824
16	19.609	25.190	23.384	23.861	1'32.044	231,8	14:54'37.868
17	19.666	25.067	23.414	24.106	1'32.253	231,3	14:56'10.121
18	19.955	25.123	23.379	24.011	1'32.468	234,3	14:57'42.589
19	19.780	25.132	23.462	24.246	1'32.620	230,3	14:59'15.209
Race Time 29'09.450							

22° 73 M. KOFLER (1'31.634)							
Lap	Seg1	Seg2	Seg3	Seg4	Lap Time	km/h	Local Time
1		26.394	24.017	24.452	1'39.525	238,4	14:31'45.284
2	19.655	25.085	23.517	24.064	1'32.321	<b>241,6</b>	14:33'17.605
3	19.596	25.049	23.523	23.889	1'32.057	236,8	14:34'49.662
4	19.675	25.399	23.350	<b>23.623</b>	1'32.047	236,8	14:36'21.709
5	19.662	<b>24.927</b>	<b>23.242</b>	23.847	1'31.678	237,4	14:37'53.387
6	<b>19.577</b>	25.008	23.346	23.703	<b>1'31.634</b>	236,3	14:39'25.021
7	19.581	24.996	23.375	24.014	1'31.966	235,8	14:40'56.987
8	19.789	25.187	23.626	24.000	1'32.602	233,3	14:42'29.589
9	19.728	25.323	23.435	23.845	1'32.331	234,8	14:44'01.920
10	19.692	25.085	23.338	23.862	1'31.977	236,3	14:45'33.897
11	19.774	24.977	23.487	24.042	1'32.280	233,3	14:47'06.177
12	20.023	25.274	23.768	23.966	1'33.031	234,3	14:48'39.208
13	19.893	25.280	23.735	23.997	1'32.905	232,3	14:50'12.113
14	20.029	25.461	23.707	24.023	1'33.220	232,3	14:51'45.333
15	19.931	25.276	23.689	24.113	1'33.009	232,3	14:53'18.342
16	19.880	25.206	23.580	23.982	1'32.648	233,3	14:54'50.990
17	19.935	25.217	23.484	23.961	1'32.597	233,8	14:56'23.587
18	19.902	25.385	23.688	24.144	1'33.119	234,3	14:57'56.706
19	19.981	25.301	23.604	24.114	1'33.000	233,3	14:59'29.706
Race Time 29'23.947							

20° 27 A. DIAZ (1'31.390)							
Lap	Seg1	Seg2	Seg3	Seg4	Lap Time	km/h	Local Time
1		25.891	23.440	24.243	1'38.268	<b>241,6</b>	14:31'44.027
2	19.711	25.060	23.172	24.203	1'32.146	236,8	14:33'16.173
3	19.655	24.962	23.772	23.932	1'32.321	234,3	14:34'48.494
4	19.658	25.012	23.403	23.713	1'31.786	235,3	14:36'20.280
5	19.723	24.985	23.369	23.816	1'31.893	235,3	14:37'52.173
6	19.672	25.088	23.140	23.671	1'31.571	234,8	14:39'23.744
7	19.634	24.940	23.138	23.678	<b>1'31.390</b>	233,8	14:40'55.134
8	<b>19.532</b>	25.136	<b>23.115</b>	24.311	1'32.094	233,3	14:42'27.228
9	19.625	24.946	23.371	23.676	1'31.618	235,3	14:43'58.846
10	19.576	25.003	23.337	23.738	1'31.654	233,8	14:45'30.500
11	19.565	25.012	23.248	<b>23.654</b>	1'31.479	235,3	14:47'01.979
12	19.668	25.012	23.134	23.791	1'31.605	234,8	14:48'33.584
13	19.629	<b>24.813</b>	23.342	23.833	1'31.617	233,8	14:50'05.201
14	19.698	25.051	23.249	23.792	1'31.790	234,8	14:51'36.991
15	19.753	24.897	23.247	23.768	1'31.665	233,3	14:53'08.656
16	19.831	24.966	23.278	23.780	1'31.855	233,3	14:54'40.511
17	19.665	25.202	23.246	23.867	1'31.980	232,8	14:56'12.491
18	19.771	25.067	23.288	23.722	1'31.848	233,3	14:57'44.339
19	19.554	25.000	23.297	23.696	1'31.547	233,3	14:59'15.886
Race Time 29'10.127							

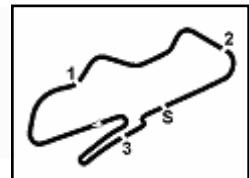
23° 95 T. MACKENZIE (1'30.956)							
Lap	Seg1	Seg2	Seg3	Seg4	Lap Time	km/h	Local Time
1		26.899	23.724	23.904	1'38.530	<b>235,8</b>	14:31'44.289
2	19.656	25.145	<b>22.977</b>	23.933	1'31.711	232,8	14:33'16.000
3	19.487	24.760	23.061	23.648	<b>1'30.956</b>	230,3	14:34'46.956
4	19.636	25.067	23.247	23.813	1'31.763	232,3	14:36'18.719
5	19.799	24.830	23.214	23.808	1'31.651	232,3	14:37'50.370
6	19.659	24.976	23.029	24.130	1'31.794	<b>235,8</b>	14:39'22.164
7	19.801	24.866	23.045	23.945	1'31.657	234,3	14:40'53.821
8	<b>19.427</b>	24.796	23.045	23.692	1'30.960	232,3	14:42'24.781
9	19.472	<b>24.618</b>	23.056	29.035	1'36.181	234,8	14:44'00.962
10	19.939	25.040	23.208	23.872	1'32.059	232,3	14:45'33.021
11	19.638	24.938	23.244	23.882	1'31.702	227,4	14:47'04.723
12	19.653	24.820	23.197	23.684	1'31.354	227,4	14:48'36.077
13	19.608	24.684	23.131	23.844	1'31.267	227,4	14:50'07.344
14	19.665	24.888	23.079	<b>23.624</b>	1'31.256	228,3	14:51'38.600
15	19.585	24.852	23.050	30.504	1'37.991	229,8	14:53'16.591
16	19.763	25.041	23.347	23.830	1'31.981	226,9	14:54'48.572
17	19.736	24.817	23.389	24.117	1'32.059	225,5	14:56'20.631

02/07/2023 P = Pits In/Out - C = Lap Time Cancelled

These data/results cannot be reproduced, stored and/or transmitted in whole or in part by any manner of electronic, mechanical, photocopying, recording, broadcasting or otherwise now known or herein after developed without the previous express consent by the copyright owner, except for reproduction in daily press and regular printed publications on sale to the public within 60 days of the event related to those data/results and always provided that copyright symbol appears together as follows below.

© DORNA WSBK ORGANIZATION Srl 2023





Donington Park 4.023 m

**Prosecco DOC UK Round, 30 June - 2 July 2023**  
**Chronological Analysis Race 2**

Start at 14:30'05.759

5 / 5

18	19.842	24.927	23.196	29.411	1'37.376	227,8	14:57'58.007	15	20.123	25.483	23.716	24.581	1'33.903	225,0	14:53'28.290
19	20.002	24.926	23.217	24.264	1'32.409	228,8	14:59'30.416	16	20.071	25.573	23.945	24.531	1'34.120	223,6	14:55'02.410

Race Time 29'24.657

17	19.922	25.542	23.660	24.277	1'33.401	225,5	14:56'35.811	18	19.864	25.337	23.763	24.315	1'33.279	225,0	14:58'09.090
19	20.006	25.776	23.831	24.451	1'34.064	223,1	14:59'43.154	19	20.006	25.776	23.831	24.451	1'34.064	223,1	14:59'43.154

Race Time 29'37.395

**24° 68 L. POWER [1'31.544]**

Lap	Seg1	Seg2	Seg3	Seg4	Lap Time	km/h	Local Time
1		26.239	24.137	24.627	1'39.983	<b>237,9</b>	14:31'45.742
2	20.331	25.436	23.386	24.109	1'33.262	237,4	14:33'19.004
3	19.657	25.176	23.560	29.985	1'38.378	237,4	14:34'57.382
4	19.712	24.872	23.533	23.983	1'32.100	229,3	14:36'29.482
5	19.616	25.131	23.304	24.027	1'32.078	231,8	14:38'01.560
6	19.661	<b>24.820</b>	23.297	24.049	1'31.827	230,8	14:39'33.387
7	19.611	25.145	23.676	24.483	1'32.915	232,8	14:41'06.302
8	19.951	24.856	23.390	23.945	1'32.142	229,8	14:42'38.444
9	19.479	25.047	23.293	24.061	1'31.880	231,3	14:44'10.324
10	19.720	25.372	23.386	24.255	1'32.733	234,8	14:45'43.057
11	19.578	24.897	23.346	24.071	1'31.892	230,3	14:47'14.949
12	19.552	24.896	<b>23.261</b>	24.149	1'31.858	230,8	14:48'46.807
13	19.563	24.859	23.422	24.034	1'31.878	231,8	14:50'18.685
14	19.644	24.845	23.347	23.991	1'31.827	234,3	14:51'50.512
15	19.659	25.321	23.693	24.086	1'32.759	231,8	14:53'23.271
16	19.806	24.992	23.418	23.887	1'32.103	229,8	14:54'55.374
17	19.550	24.841	23.267	<b>23.886</b>	<b>1'31.544</b>	231,3	14:56'26.918
18	<b>19.448</b>	24.995	23.376	23.915	1'31.734	231,8	14:57'58.652
19	19.536	25.018	23.278	23.963	1'31.795	233,8	14:59'30.447

Race Time 29'24.688

**RET 23 M. SCHROETTER [1'29.848]**

Lap	Seg1	Seg2	Seg3	Seg4	Lap Time	km/h	Local Time
1		24.901	22.907	23.603	1'34.519	239,5	14:31'40.278
2	19.342	24.706	22.862	23.514	1'30.424	<b>240,0</b>	14:33'10.702
3	19.490	24.800	23.038	23.419	1'30.747	235,3	14:34'41.449
4	19.298	24.576	22.932	<b>23.332</b>	1'30.138	237,4	14:36'11.587
5	19.255	24.514	22.800	23.376	1'29.945	238,9	14:37'41.532
6	<b>19.134</b>	<b>24.448</b>	<b>22.765</b>	23.501	<b>1'29.848</b>	239,5	14:39'11.380
7	19.286	24.678	22.796	23.423	1'30.183	237,9	14:40'41.563
8	19.296	24.549	22.946	23.524	1'30.315	237,4	14:42'11.878
9	19.404	24.549	23.064	23.457	1'30.474	236,8	14:43'42.352
10	19.249	24.500	22.908	23.399	1'30.056	238,9	14:45'12.408
11	19.209	24.551	23.118	23.503	1'30.381	237,9	14:46'42.789
12	19.309	24.547	22.876	23.531	1'30.263	238,4	14:48'13.052
13	19.233	24.518	22.906	23.406	1'30.063	237,4	14:49'43.115
14	19.311	24.588	22.958	23.476	1'30.333	236,8	14:51'13.448

Race Time 21'07.689

**RET 15 E. MCMANUS [1'31.149]**

Lap	Seg1	Seg2	Seg3	Seg4	Lap Time	km/h	Local Time
1		25.904	24.132	24.243	1'39.177	238,9	14:31'44.936
2	19.520	25.103	23.171	24.190	1'31.984	<b>242,2</b>	14:33'16.920
3	19.564	25.158	23.219	24.329	1'32.270	232,8	14:34'49.190
4	19.600	25.749	24.905	24.126	1'34.380	238,4	14:36'23.570
5	19.559	24.984	23.091	23.864	1'31.498	236,3	14:37'55.068
6	19.551	<b>24.918</b>	23.160	23.777	1'31.406	233,3	14:39'26.474
7	19.476	24.933	<b>23.048</b>	<b>23.692</b>	<b>1'31.149</b>	235,3	14:40'57.623
8	<b>19.413</b>	25.131	23.236	23.843	1'31.623	236,8	14:42'29.246
9	19.565	25.033	23.264	23.874	1'31.736	234,3	14:44'00.982
10	19.649	25.177	23.186	43.396	1'51.408	234,8	14:45'52.390

Race Time 15'46.631

**RET 14 L. MAHIAS [1'30.342]**

Lap	Seg1	Seg2	Seg3	Seg4	Lap Time	km/h	Local Time
1		24.792	22.895	23.690	1'34.279	<b>238,4</b>	14:31'40.038
2	19.303	24.690	<b>22.816</b>	23.678	1'30.487	235,8	14:33'10.525
3	19.693	25.856	23.013	23.688	1'32.250	234,3	14:34'42.775
4	<b>19.252</b>	24.618	22.828	<b>23.644</b>	<b>1'30.342</b>	234,3	14:36'13.117
5	19.393	24.705	23.179	23.705	1'30.982	232,8	14:37'44.099
6	19.384	<b>24.577</b>	22.850	23.953	1'30.764	235,8	14:39'14.863
7	20.740	24.788	23.131	24.778	1'33.437	237,9	14:40'48.300
8	19.431	24.654	22.860	23.862	1'30.807	234,8	14:42'19.107

Race Time 12'13.348

**24° 7 A. NORRODIN [1'32.449]**

Lap	Seg1	Seg2	Seg3	Seg4	Lap Time	km/h	Local Time
1		26.302	24.186	24.855	1'40.868	<b>232,8</b>	14:31'46.627
2	19.925	25.599	23.455	24.190	1'33.169	229,8	14:33'19.796
3	<b>19.740</b>	<b>25.096</b>	23.393	24.220	<b>1'32.449</b>	229,3	14:34'52.245
4	19.834	25.136	23.538	24.123	1'32.631	228,8	14:36'24.876
5	19.892	25.152	23.406	<b>24.057</b>	1'32.507	231,3	14:37'57.383
6	19.843	25.164	23.501	24.488	1'32.996	228,8	14:39'30.379
7	19.959	25.408	23.544	24.058	1'32.969	228,3	14:41'03.348
8	19.931	25.381	23.757	24.167	1'33.236	226,4	14:42'36.584
9	19.954	25.217	23.687	24.365	1'33.223	226,4	14:44'09.807
10	20.033	25.340	23.540	24.294	1'33.207	226,9	14:45'43.014
11	20.030	25.126	23.433	24.102	1'32.691	228,3	14:47'15.705
12	19.809	25.160	<b>23.350</b>	24.141	1'32.460	229,3	14:48'48.165
13	19.876	25.252	23.495	24.185	1'32.808	226,9	14:50'20.973
14	20.041	25.459	23.631	24.283	1'33.414	226,9	14:51'54.387

Race Time 29'27.580

**RET 4 H. TRUELOVE [1'32.568]**

Lap	Seg1	Seg2	Seg3	Seg4	Lap Time	km/h	Local Time
1		26.271	24.226	24.844	1'40.731	<b>243,2</b>	14:31'46.490
2	19.884	26.140	<b>23.334</b>	24.306	1'33.664	235,8	14:33'20.154
3	19.771	25.311	23.407	<b>24.079</b>	<b>1'32.568</b>	231,8	14:34'52.722
4	<b>19.708</b>	<b>25.200</b>	23.543	24.325	1'32.776	232,8	14:36'25.498
5	19.786	25.389	23.533	24.104	1'32.812	233,3	14:37'58.310
6	19.958	25.827	23.718	24.617	1'34.120	228,8	14:39'32.430
7	20.039	25.511	23.618	24.546	1'33.714	231,3	14:41'06.144
8	20.392	25.778	43.641	31.388	2'01.199P	216,4	14:43'07.343

Race Time 13'01.584

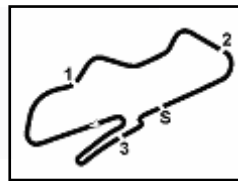
02/07/2023 P = Pits In/Out - C = Lap Time Cancelled

These data/results cannot be reproduced, stored and/or transmitted in whole or in part by any manner of electronic, mechanical, photocopying, recording, broadcasting or otherwise now known or herein after developed without the previous express consent by the copyright owner, except for reproduction in daily press and regular printed publications on sale to the public within 60 days of the event related to those data/results and always provided that copyright symbol appears together as follows below.

© DORNA WSBK ORGANIZATION Srl 2023







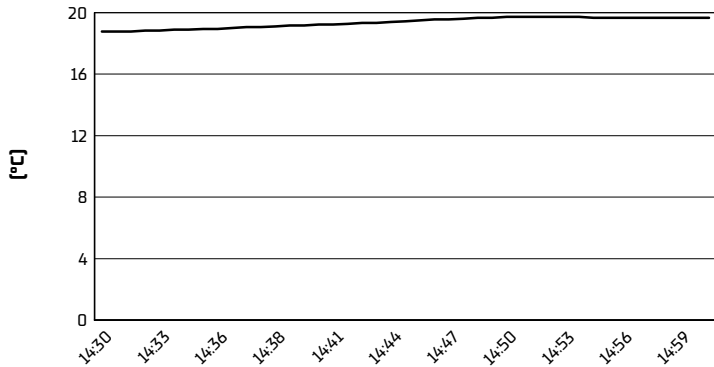
Donington Park 4.023 m

**Prosecco DOC UK Round, 30 June - 2 July 2023**

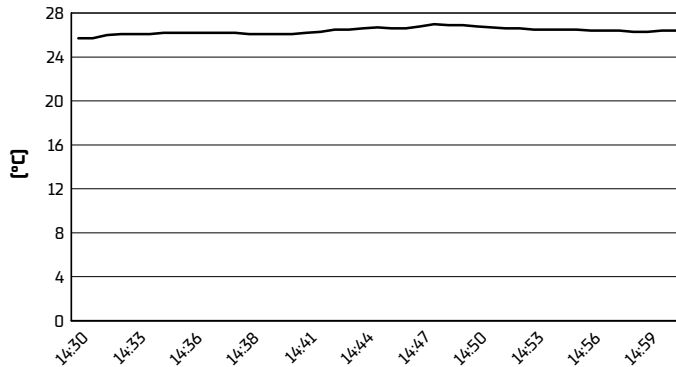
**Weather Report Race 2**

Session started 14:30 - Session ended 15:01


**Air Temperature**



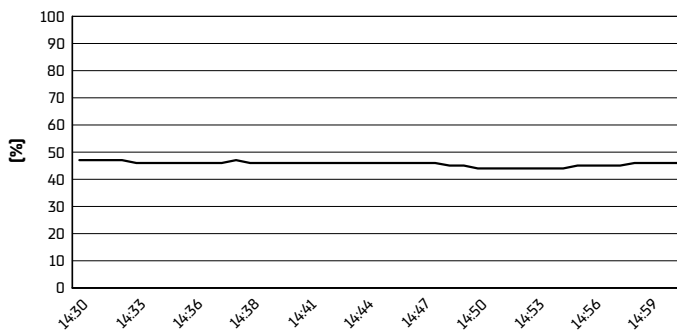
**Track Temperature**



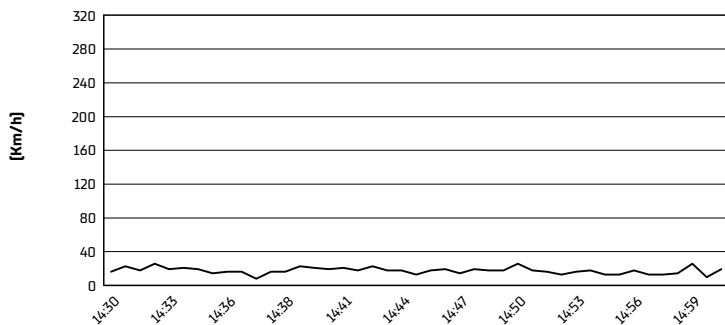
**Air Pressure**



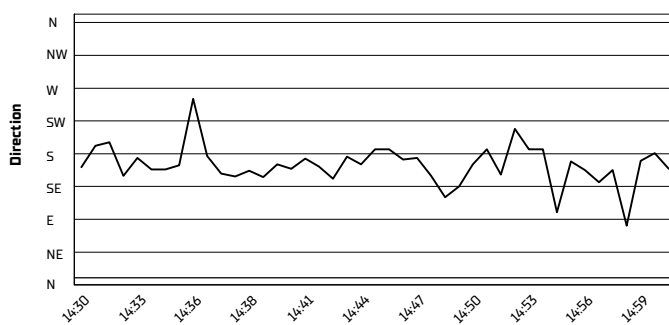
**Humidity**



**Wind Speed**



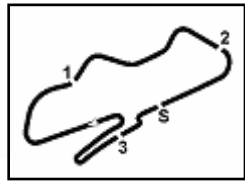
**Wind Direction**



02/07/2023

These data/results cannot be reproduced, stored and/or transmitted in whole or in part by any manner of electronic, mechanical, photocopying, recording, broadcasting or otherwise now known or herein after developed without the previous express consent by the copyright owner, except for reproduction in daily press and regular printed publications on sale to the public within 60 days of the event related to those data/results and always provided that copyright symbol appears together as follows below.

© DORNA WSBK ORGANIZATION Srl 2023



Donington Park 4.023 m

**Prosecco DOC UK Round, 30 June - 2 July 2023**  
**Manufacturers Standings**

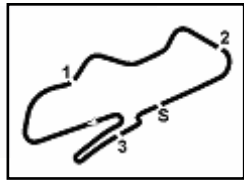
	Points	Points From First	Points From Previous	February 26 PHILLIP ISLAND		March 5 MANDALIKA		April 23 ASSEN		May 7 BARCELONA		June 4 MISANO		July 2 DONINGTON PARK		July 16 IMOLA	July 30 MOST	September 10 MAGNY-COURS	September 24 ARAGON	October 1 PORTIMAO	October 15 VILLICUM				
				1	2	1	2	1	2	1	2	1	2	1	2										1
1	<b>275</b>			25	25	20	25	25	25	25	10	25	20	25	25										
				1	1	1	1	1	1	1	1	1	1	1	1										
2	<b>211</b>	64		20	20	10	20	16	20	13	16	20	25	20	11										
				2	2	3	2	2	2	2	2	2	2	2	2										
3	<b>169</b>	106	42	9	13	13	11	20	13	20	25	13	16	8	8										
				6	4	5	4	4	4	3	3	3	3	3	3										
4	<b>135</b>	140	34	16	16	25	13	9	8	4	4	6	11	10	13										
				3	3	2	2	3	3	4	4	4	4	4	4										
5	<b>93</b>	182	42	13	7	16	10	4	11	6	8	7	6	1	4										
				4	5	4	4	5	5	5	5	5	5	5	5										
6	<b>17</b>	258	76	11	1	2	3																		
				5	6	6	6	6	6	6	6	6	6	6	6										
7	<b>1</b>	274	16											1	7										

02/07/2023 First Line: Championship Standings - Second Line: Ranking Progression

These data/results cannot be reproduced, stored and/or transmitted in whole or in part by any manner of electronic, mechanical, photocopying, recording, broadcasting or otherwise now known or herein after developed without the previous express consent by the copyright owner, except for reproduction in daily press and regular printed publications on sale to the public within 60 days of the event related to those data/results and always provided that copyright symbol appears together as follows below.

© DORNA WSBK ORGANIZATION Srl 2023





**Prosecco DOC UK Round, 30 June - 2 July 2023**  
**Team Standings**

	February 26 PHILLIP ISLAND	March 5 MANDALIKA	April 23 ASSEN	May 7 BARCELONA	June 4 MISANO	July 2 DONINGTON PARK	July 16 IMOLA	July 30 MOST	September 10 MAGNY-COURS	September 24 ARAGON	October 1 PORTIMAO	October 15 VILLICUM	
<b>1 Ten Kate Racing Yamaha</b>	<b>269</b>												
MANZI Stefano	192	10	20	9	20	11	20	10	16	20	25	20	11
NAVARRO Jorge	77	7	10	4	8	6	9	9	7	8		4	5
<b>2 Aruba.it Racing WorldSSP Team</b>	<b>247 [-22]</b>												
BULEGA Nicolò	247	25	25	11	16	25	25		25	20	25	25	
<b>3 MV Agusta Reparto Corse</b>	<b>240 [-29]</b>												
SCHROETTER Marcel	156	9	13	13	11	20	13	20	20	13	16	8	
SOFUOGLU Bahattin	84		5	7	6	5		16	25		9	3	8
<b>4 Althea Racing Team</b>	<b>156 [-113]</b>												
CARICASULO Federico	156	6		20	25	10	16	11	10	16	13	13	16
<b>5 Dynavolt Triumph</b>	<b>98 [-171]</b>												
TUULI Niki	93	13	7	16	10	4	11	6	8	7	6	1	4
TRUELOVE Harry	5	5											
<b>6 EAB Racing Team</b>	<b>89 [-180]</b>												
VAN STRAALEN Glenn	89	2	11	5		16	5	13	11	9		11	6
<b>7 Kawasaki Puccetti Racing</b>	<b>84 [-185]</b>												
ONCU Can	63		16	25	13	9							
MAHIAS Lucas	21							3	6	7	5		
<b>8 GMT94 Yamaha</b>	<b>80 [-189]</b>												
DEBISE Valentin	80	3	8	10		13	10	8	13			6	9
<b>9 Barni Spark Racing Team</b>	<b>60 [-209]</b>												
MONTELLA Yari	60					8		5		11		16	20
<b>10 MTM Kawasaki</b>	<b>58 [-211]</b>												
HUERTAS Adrian	58					3	8	4	4	5	11	10	13
<b>11 VFT Racing WEBIKE Yamaha</b>	<b>57 [-212]</b>												
SPINELLI Nicholas	57	20		7		2	7	9	4	8			
<b>12 Orelec Racing Verdatura</b>	<b>56 [-213]</b>												
DE ROSA Raffaele	55		9		9	7	7	1	6			9	7
FULIGNI Federico	1									1			
<b>13 Motozoo ME AIR Racing</b>	<b>33 [-236]</b>												
BOOTH-AMOS Tom	33					1	6	3	2		4	7	10
<b>14 Vince64 by Puccetti Racing</b>	<b>31 [-238]</b>												
MCPHEE John	31	16	4	6	5								
<b>15 D34G Racing</b>	<b>26 [-243]</b>												
BAYLISS Oliver	26		6	8	4					3	5		
<b>16 PETRONAS MIE Racing Honda Team</b>	<b>24 [-245]</b>												
MACKENZIE Tarran	15	11		2	2								
NORRODIN Adam	9	4	1	1	3								
<b>17 AltoGo Racing Team</b>	<b>23 [-246]</b>												
CORSI Simone	23					3				10	10		
<b>18 Yamaha Thailand Racing Team</b>	<b>21 [-248]</b>												
SARMOON Anupab	14	8	2	3	1								
WONGTHANANON Apiwath	4	1	3										
VERDIA Andy	3										3		
<b>19 Yart-Yamaha WorldSSP Team</b>	<b>15 [-254]</b>												
EDWARDS Tom	15					1	2	5		3	2	2	
<b>20 Evan Bros. WorldSSP Yamaha Team</b>	<b>10 [-259]</b>												

02/07/2023 \* Independent teams

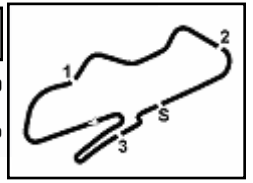
These data/results cannot be reproduced, stored and/or transmitted in whole or in part by any manner of electronic, mechanical, photocopying, recording, broadcasting or otherwise now known or herein after developed without the previous express consent by the copyright owner, except for reproduction in daily press and regular printed publications on sale to the public within 60 days of the event related to those data/results and always provided that copyright symbol appears together as follows below.

© DORNA WSBK ORGANIZATION Srl 2023

FICR PERUGIA TIMING







**Prosecco DOC UK Round, 30 June - 2 July 2023**  
**Race Winners**

	2020	2021	2022	2023
<b>01 Philip Island</b>	Locatelli A. (ITA) YAM		RC1: Montella Y. (ITA) KAW RC2: Aegerter D. (SUI) YAM	RC1: Bulega N. (ITA) DUC RC2: Bulega N. (ITA) DUC
<b>02 Mandalika</b>		RC1: De Rosa R. (ITA) KAW RC2: Cluzel J. (FRA) YAM	RC1: Tuuli N. (FIN) MVA RC2: Aegerter D. (SUI) YAM	RC1: Oncu C. (TUR) KAW RC2: Caricasulo F. (ITA) DUC
<b>03 Assen</b>		RC1: Aegerter D. (SUI) YAM RC2: Aegerter D. (SUI) YAM	RC1: Aegerter D. (SUI) YAM RC2: Aegerter D. (SUI) YAM	RC1: Bulega N. (ITA) DUC RC2: Bulega N. (ITA) DUC
<b>04 Barcelona</b>	RC1: Verdoia A. (FRA) YAM RC2: Locatelli A. (ITA) YAM	RC1: Krummenacher R. (SUI) YAM RC2: Gonzalez M. (ESP) YAM	RC1: Aegerter D. (SUI) YAM RC2: Aegerter D. (SUI) YAM	RC1: Bulega N. (ITA) DUC RC2: Sofuoglu B. (TUR) MVA
<b>05 Misano</b>		RC1: Aegerter D. (SUI) YAM RC2: Aegerter D. (SUI) YAM	RC1: Aegerter D. (SUI) YAM RC2: Aegerter D. (SUI) YAM	RC1: Bulega N. (ITA) DUC RC2: Manzi S. (ITA) YAM
<b>06 Donington</b>			RC1: Aegerter D. (SUI) YAM RC2: Aegerter D. (SUI) YAM	RC1: Bulega N. (ITA) DUC RC2: Bulega N. (ITA) DUC
<b>07 Imola</b>				
<b>08 Most</b>		RC1: Odendaal S. (RSA) YAM RC2: Aegerter D. (SUI) YAM	RC1: Baldassarri L. (ITA) YAM RC2: Baldassarri L. (ITA) YAM	
<b>09 Magny-Cours</b>	RC1: Locatelli A. (ITA) YAM RC2: Mahias L. (FRA) KAW	RC1: Aegerter D. (SUI) YAM RC2: Gonzalez M. (ESP) YAM	RC1: Baldassarri L. (ITA) YAM RC2: Aegerter D. (SUI) YAM	
<b>10 Aragon</b>	RC1: Locatelli A. (ITA) YAM RC2: Locatelli A. (ITA) YAM	RC1: Odendaal S. (RSA) YAM RC2: Odendaal S. (RSA) YAM	RC1: Baldassarri L. (ITA) YAM RC2: Aegerter D. (SUI) YAM	
<b>11 Portimao</b>	RC1: Locatelli A. (ITA) YAM RC2: Locatelli A. (ITA) YAM	RC1: Cluzel J. (FRA) YAM RC2: Odendaal S. (RSA) YAM	RC1: Manzi S. (ITA) TRI RC2: Aegerter D. (SUI) YAM	
<b>12 Villicum</b>		RC1: Cluzel J. (FRA) YAM RC2: Cluzel J. (FRA) YAM	RC1: Aegerter D. (SUI) YAM RC2: Aegerter D. (SUI) YAM	

**2023**

- 8 N. Bulega**
- 1 F. Caricasulo**
- 1 S. Manzi**
- 1 C. Oncu**
- 1 B. Sofuoglu**

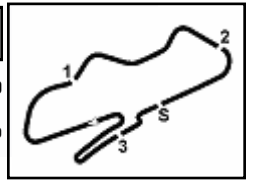
**ALL TIMES**

- |                          |                          |                      |                          |                        |
|--------------------------|--------------------------|----------------------|--------------------------|------------------------|
| <b>43</b> K. Sofuoglu    | <b>6</b> S. Chambon      | <b>3</b> J. Rea      | <b>1</b> Y. Montella     | <b>1</b> W. Zeelenberg |
| <b>27</b> D. Aegerter    | <b>6</b> C. Davies       | <b>3</b> L. Scassa   | <b>1</b> S. Morais       |                        |
| <b>24</b> J. Cluzel      | <b>6</b> K. Fujiwara     | <b>3</b> K. Smith    | <b>1</b> G. Nannelli     |                        |
| <b>16</b> F. Foret       | <b>6</b> B. Parkes       | <b>2</b> J. Brookes  | <b>1</b> C. Oncu         |                        |
| <b>12</b> S. Charpentier | <b>6</b> J. Teuchert     | <b>2</b> S. Cortese  | <b>1</b> M. Pirro        |                        |
| <b>12</b> E. Laverty     | <b>6</b> M. van der Mark | <b>2</b> M. Gonzalez | <b>1</b> G. Rea          |                        |
| <b>12</b> A. Locatelli   | <b>5</b> C. Crutchlow    | <b>2</b> P. Jacobsen | <b>1</b> P. Riba         |                        |
| <b>11</b> K. Muggeridge  | <b>5</b> S. Odendaal     | <b>2</b> S. Manzi    | <b>1</b> M. Roccoli      |                        |
| <b>9</b> L. Mahias       | <b>4</b> L. Baldassarri  | <b>2</b> N. Tuuli    | <b>1</b> R. Rolfo        |                        |
| <b>8 N. Bulega</b>       | <b>4</b> K. Curtain      | <b>2</b> A. West     | <b>1</b> B. Sofuoglu     |                        |
| <b>8</b> S. Lowes        | <b>4</b> C. Vermeulen    | <b>2</b> R. Xaus     | <b>1</b> Y. Tiberio      |                        |
| <b>7</b> F. Caricasulo   | <b>4</b> J. Whitham      | <b>1</b> A. Badovini | <b>1</b> J. Vd Goorbergh |                        |
| <b>7</b> R. Krummenacher | <b>3</b> C. Kellner      | <b>1</b> P. Bontempi | <b>1</b> A. Verdoia      |                        |
| <b>7</b> A. Pitt         | <b>3</b> J. Lascorz      | <b>1</b> R. De Rosa  | <b>1</b> R. Wilairot     |                        |
| <b>6</b> P. Casoli       | <b>3</b> I. MacPherson   | <b>1</b> L. Lanzi    | <b>1</b> L. Zanetti      |                        |

02/07/2023

These data/results cannot be reproduced, stored and/or transmitted in whole or in part by any manner of electronic, mechanical, photocopying, recording, broadcasting or otherwise now known or herein after developed without the previous express consent by the copyright owner, except for reproduction in daily press and regular printed publications on sale to the public within 60 days of the event related to those data/results and always provided that copyright symbol appears together as follows below.

© DORNA WSBK ORGANIZATION Srl 2023



## Prosecco DOC UK Round, 30 June - 2 July 2023

### Best Laps & Speeds

No.	Rider	Nat	Best Lap		FP1		FP2		SP		RC1		WUP		RC2	
			LL	SPD	LL	SPD	LL	SPD	LL	SPD	LL	SPD	LL	SPD	LL	SPD
1	<b>11 N. BULEGA</b> Ducati Panigale V2	ITA	<b>1'29.018</b> 89 241,6		1'30.430 22 <b>241,6</b>		1'45.029 9 231,2		1'29.323 11 240,5		1'29.511 19 237,3		1'29.289 9 240,5		<b>1'29.018</b> 19 241,0	
2	<b>62 S. MANZI</b> Yamaha YZF R6	ITA	<b>1'29.246</b> 98 242,1		1'30.177 23 <b>242,1</b>		1'44.729 17 229,3		1'29.882 11 238,9		1'29.694 19 237,8		<b>1'29.246</b> 9 235,8		1'29.301 19 237,8	
3	<b>55 Y. MONTELLA</b> Ducati Panigale V2	ITA	<b>1'29.532</b> 83 241,0		1'30.192 22 <b>241,0</b>		1'47.701 5 229,3		<b>1'29.532</b> 10 237,3		1'29.739 19 240,0		1'29.710 8 240,0		1'29.630 19 236,8	
4	<b>64 F. CARICASULO</b> Ducati Panigale V2	ITA	<b>1'29.819</b> 93 241,6		1'30.449 23 <b>241,6</b>		1'44.063 13 231,2		1'30.484 10 237,8		1'30.122 19 236,8		1'29.874 9 238,9		<b>1'29.819</b> 19 <b>241,6</b>	
5	<b>23 M. SCHROETTER</b> MV Agusta F3 800 RR	GER	<b>1'29.848</b> 78 243,2		1'31.188 22 242,7		1'51.298 4 225,9		1'30.503 10 238,9		1'30.476 19 240,0		1'29.980 9 <b>243,2</b>		<b>1'29.848</b> 14 240,0	
6	<b>99 A. HUERTAS</b> Kawasaki ZX-6R	ESP	<b>1'29.970</b> 71 241,6		1'30.745 16 238,4				1'30.125 11 237,8		1'30.443 19 <b>241,6</b>		1'30.366 6 235,8		<b>1'29.970</b> 19 237,3	
7	<b>69 T. BOOTH-AMOS</b> Kawasaki ZX-6R	GBR	<b>1'30.017</b> 68 239,4		1'30.529 16 <b>239,4</b>				1'30.775 5 235,8		1'30.484 19 236,8		<b>1'30.017</b> 9 238,4		1'30.018 19 <b>239,4</b>	
8	<b>3 R. DE ROSA</b> Ducati Panigale V2	ITA	<b>1'30.040</b> 84 243,7		1'30.909 20 239,4		1'43.917 8 232,7		1'30.563 10 237,3		1'30.409 19 241,0		<b>1'30.040</b> 8 238,4		1'30.186 19 <b>243,7</b>	
9	<b>54 B. SOFUOGLU</b> MV Agusta F3 800 RR	TUR	<b>1'30.074</b> 71 244,3		1'31.471 15 <b>244,3</b>				1'30.904 11 238,9		1'30.687 19 240,5		1'30.257 7 237,8		<b>1'30.074</b> 19 241,6	
10	<b>94 V. DEBISE</b> Yamaha YZF R6	FRA	<b>1'30.103</b> 93 242,7		1'31.002 23 240,0		1'44.400 12 230,2		1'30.667 11 238,4		1'30.278 19 <b>242,7</b>		1'30.450 9 238,4		<b>1'30.103</b> 19 <b>242,7</b>	
11	<b>14 L. MAHIAS</b> Kawasaki ZX-6R	FRA	<b>1'30.122</b> 61 238,4		1'30.711 16 236,3				<b>1'30.122</b> 9 233,7		1'30.604 19 234,2		1'30.200 9 236,8		1'30.342 8 <b>238,4</b>	
12	<b>9 J. NAVARRO</b> Yamaha YZF R6	ESP	<b>1'30.163</b> 97 241,0		1'31.615 24 <b>241,0</b>		1'43.646 16 231,7		1'30.582 10 238,9		1'30.712 19 238,9		1'30.319 9 240,5		<b>1'30.163</b> 19 240,5	
13	<b>28 G. VAN STRAALLEN</b> Yamaha YZF R6	NED	<b>1'30.163</b> 89 244,3		1'31.499 19 238,4		1'45.534 13 229,7		1'30.405 10 236,8		1'30.488 19 239,4		1'30.388 9 234,2		<b>1'30.163</b> 19 <b>244,3</b>	
14	<b>66 N. TUULI</b> Triumph Street Triple RS 765	FIN	<b>1'30.212</b> 84 241,0		1'30.980 21 239,4		1'44.812 6 226,8		<b>1'30.212</b> 10 238,4		1'30.931 19 238,9		1'30.264 9 237,8		1'30.346 19 <b>241,0</b>	
15	<b>25 A. VERDOIA</b> Yamaha YZF R6	FRA	<b>1'30.377</b> 62 243,7		1'33.735 2 236,8		1'47.267 4 226,8		1'31.549 9 237,3		1'31.376 19 238,4		1'30.669 9 242,1		<b>1'30.377</b> 19 <b>243,7</b>	
16	<b>22 F. FULIGNI</b> Ducati Panigale V2	ITA	<b>1'30.555</b> 83 242,7		1'31.753 20 <b>242,7</b>		1'45.559 8 230,2		1'31.714 10 236,8		1'31.809 19 242,1		<b>1'30.555</b> 7 236,8		1'30.838 19 241,6	
17	<b>71 T. EDWARDS</b> Yamaha YZF R6	AUS	<b>1'30.605</b> 80 241,6		1'32.541 14 241,0		1'45.872 12 227,8		1'31.210 9 240,5		1'31.050 19 240,0		1'31.080 7 236,3		<b>1'30.605</b> 19 <b>241,6</b>	
18	<b>29 N. SPINELLI</b> Yamaha YZF R6	ITA	<b>1'30.714</b> 78 243,2		1'31.799 21 236,8		1'46.060 9 227,3		1'31.323 8 237,3		1'31.384 14 238,9		1'31.916 7 238,4		<b>1'30.714</b> 19 <b>243,2</b>	
19	<b>34 R. IRWIN</b> Suzuki GSXR750	IRL	<b>1'30.730</b> 81 242,7		1'31.864 18 238,4		1'46.797 7 230,2		1'31.310 10 237,8		1'31.374 19 240,0		1'30.736 8 239,4		<b>1'30.730</b> 19 <b>242,7</b>	
20	<b>91 J. KENNEDY</b> Yamaha YZF R6	IRL	<b>1'30.785</b> 58 240,5						1'32.841 11 233,2		1'31.712 19 238,4		1'30.918 9 <b>240,5</b>		<b>1'30.785</b> 19 239,4	
21	<b>17 J. MCPHEE</b> Kawasaki ZX-6R	GBR	<b>1'30.867</b> 72 242,1		1'32.582 17 237,3		1'45.281 8 230,2				1'32.484 19 236,3		<b>1'30.867</b> 9 240,0		1'31.224 19 <b>242,1</b>	
22	<b>95 T. MACKENZIE</b> Honda CBR600RR	GBR	<b>1'30.940</b> 78 235,8		1'32.707 18 <b>235,8</b>		1'46.126 7 224,0		1'31.028 9 230,2		1'31.474 16 232,7		<b>1'30.940</b> 9 232,2		1'30.956 19 <b>235,8</b>	
23	<b>51 A. SARMOON</b> Yamaha YZF R6	THA	<b>1'30.970</b> 80 243,2		1'32.134 21 238,4		1'43.800 12 229,7		1'31.233 10 235,8		1'31.945 9 234,7		1'31.926 9 <b>243,2</b>		<b>1'30.970</b> 19 236,8	
24	<b>15 E. MCMANUS</b> Triumph Street Triple RS 765	IRL	<b>1'31.149</b> 51 242,1		1'31.994 22 240,5				1'32.382 10 236,3				1'31.653 9 241,0		<b>1'31.149</b> 10 <b>242,1</b>	
25	<b>32 D. BAYLISS</b> Ducati Panigale V2	AUS	<b>1'31.264</b> 21 243,2		<b>1'31.264</b> 19 <b>243,2</b>				1'32.846 2 236,8							

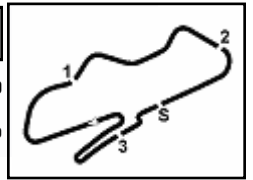
02/07/2023

These data/results cannot be reproduced, stored and/or transmitted in whole or in part by any manner of electronic, mechanical, photocopying, recording, broadcasting or otherwise now known or herein after developed without the previous express consent by the copyright owner, except for reproduction in daily press and regular printed publications on sale to the public within 60 days of the event related to those data/results and always provided that copyright symbol appears together as follows below.

© DORNA WSBK ORGANIZATION Srl 2023

FICR PERUGIA TIMING





Donington Park 4.023 m

**Prosecco DOC UK Round, 30 June - 2 July 2023**  
**Best Laps & Speeds**

2 / 2

No.	Rider Bike	Nat	Best Lap		FP1		FP2		SP		RC1		WUP		RC2	
			LL	SPD	LL	SPD	LL	SPD	LL	SPD	LL	SPD	LL	SPD	LL	SPD
26	<b>27 A. DIAZ</b> Yamaha YZF R6	ESP	<b>1'31.390</b> 87 241,6		1'32.545 23 237,3		1'48.169 13 227,8		1'32.312 11 235,2		1'32.428 14 239,4		1'32.009 7 238,4		<b>1'31.390</b> 19 <b>241,6</b>	
27	<b>16 Y. OKAYA</b> Kawasaki ZX-6R	JPN	<b>1'31.405</b> 98 241,0		1'34.259 20 237,3		1'45.559 20 228,8		1'32.530 11 235,2		1'32.581 19 236,3		<b>1'31.405</b> 9 237,8		1'31.657 19 <b>241,0</b>	
28	<b>68 L. POWER</b> Kawasaki ZX-6R	AUS	<b>1'31.479</b> 75 237,8		1'33.258 21 235,2				1'32.652 7 234,7		1'31.513 19 236,8		<b>1'31.479</b> 9 236,3		1'31.544 19 <b>237,8</b>	
29	<b>73 M. KOFLER</b> Ducati Panigale V2	AUT	<b>1'31.634</b> 79 241,6		1'33.915 22 239,4				1'32.887 10 237,3		1'32.667 19 236,3		1'31.949 9 240,0		<b>1'31.634</b> 19 <b>241,6</b>	
30	<b>4 H. TRUELOVE</b> Triumph Street Triple RS 765	GBR	<b>1'32.206</b> 55 243,2		1'33.018 20 238,4		1'47.850 9 228,3		<b>1'32.206</b> 9 237,8				1'32.506 9 233,7		1'32.568 8 <b>243,2</b>	
31	<b>7 A. NORRODIN</b> Honda CBR600RR	MAS	<b>1'32.393</b> 57 235,2		1'36.237 8 <b>235,2</b>		1'49.313 9 220,8		1'33.515 9 229,3		1'34.257 3 230,2		<b>1'32.393</b> 9 232,7		1'32.449 19 232,7	
32	<b>19 A. MANTOVANI</b> Yamaha YZF R6	ITA	<b>1'32.530</b> 17 239,4		<b>1'32.530</b> 17 <b>239,4</b>											
33	<b>98 M. ABE</b> Yamaha YZF R6	JPN	<b>1'34.975</b> 49 232,2		1'34.999 22 <b>232,2</b>		1'49.038 17 223,6		<b>1'34.975</b> 10 231,2							

02/07/2023

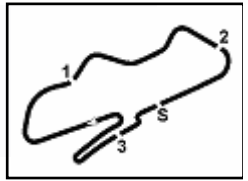
These data/results cannot be reproduced, stored and/or transmitted in whole or in part by any manner of electronic, mechanical, photocopying, recording, broadcasting or otherwise now known or herein after developed without the previous express consent by the copyright owner, except for reproduction in daily press and regular printed publications on sale to the public within 60 days of the event related to those data/results and always provided that copyright symbol appears together as follows below.

© DORNA WSBK ORGANIZATION Srl 2023

FICR PERUGIA TIMING







Donington Park 4.023 m

**Prosecco DOC UK Round, 30 June - 2 July 2023**  
**Pirelli Best Lap Award**

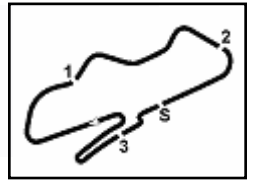
	Points	Points From First	Points From Previous	February 26 <b>PHILLIP ISLAND</b>	March 5 <b>MANDALIKA</b>	April 23 <b>ASSEN</b>	May 7 <b>BARCELONA</b>	June 4 <b>MISANO</b>	July 2 <b>DONINGTON PARK</b>	July 16 <b>IMOLA</b>	July 30 <b>MOST</b>	September 10 <b>MAGNY-COURS</b>	September 24 <b>ARAGON</b>	October 1 <b>PORTIMAO</b>	October 15 <b>VILLICUM</b>			
<b>1 BULEGA</b> Nicolo (ITA)	<b>6</b>			<b>1</b>		<b>1 1</b>	<b>1</b>		<b>1 1</b>									
<b>2 CARICASULO</b> Federico (ITA)	<b>2</b>	<b>4</b>						<b>1 1</b>										
<b>3 MANZI</b> Stefano (ITA)	<b>2</b>	<b>4</b>	<b>0</b>	<b>1</b>	<b>1</b>													
<b>4 SOFUOGLU</b> Bahattin (TUR)	<b>1</b>	<b>5</b>	<b>1</b>				<b>1</b>											
<b>5 ONCU</b> Can (TUR)	<b>1</b>	<b>5</b>	<b>0</b>		<b>1</b>													

02/07/2023

First Line: Championship Standings - Second Line: Ranking Progression

These data/results cannot be reproduced, stored and/or transmitted in whole or in part by any manner of electronic, mechanical, photocopying, recording, broadcasting or otherwise now known or herein after developed without the previous express consent by the copyright owner, except for reproduction in daily press and regular printed publications on sale to the public within 60 days of the event related to those data/results and always provided that copyright symbol appears together as follows below.

© DORNA WSBK ORGANIZATION Srl 2023



Donington Park 4.023 m

**Prosecco DOC UK Round, 30 June - 2 July 2023**  
**Rider's Performance**

	Points	Points From First	Points From Previous	February 26	March 5	April 23	May 7	June 4	July 2	July 16	July 30	September 10	September 24	October 1	October 15				
				PHILLIP ISLAND	MANDALIKA	ASSEN	BARCELONA	MISANO	DONINGTON PARK	IMOLA	MOST	MAGNY-COURS	ARAGON	PORTIMAO	VILLICUM				
				G 1 2	G 1 2	G 1 2	G 1 2	G 1 2	G 1 2	G 1 2	G 1 2	G 1 2	G 1 2	G 1 2	G 1 2	G 1 2	G 1 2	G 1 2	G 1 2
1 BULEGA	247			4 1 1	1 5 3	1 1 1	1 1 Rt	1 1 2	1 1 1										
2 MANZI	192	55		1 6 2	10 7 2	8 5 2	8 6 3	11 2 1	3 2 5										
3 CARICASULO	156	91	36	9 10 Rt	2 2 1	2 6 3	3 5 6	2 3 4	8 4 3										
4 SCHROETTER	156	91	0	6 7 4	5 4 5	9 2 4	2 2 2	4 4 3	9 8 Rt										
5 TUULI	93	154	63	12 4 9	4 3 6	13 12 5	12 10 8	10 9 10	6 15 12										
6 VAN STRAALEN	89	158	4	7 14 5	7 11 Rt	3 3 11	5 4 5	5 7 22	7 5 10										
7 SOFUOGLU	84	163	5	17 Rt 11	13 9 10	12 11 Rt	9 3 1	6 Rt 7	14 13 8										
8 DEBISE	80	167	4	11 13 8	12 6 Rt	4 4 6	7 8 4		12 10 7										
9 NAVARRO	77	170	3	15 9 6	9 12 8	10 10 7	6 7 9	9 8 18	11 12 11										
10 ONCU	63	184	14	2 Rt 3	3 1 4	5 7 Rt													
11 MONTELLA	60	187	3	3		7 8 Rt	10 11 16	3 5 Rt	2 3 2										
12 HUERTAS	58	189	2	8		11 13 8	14 12 12	14 11 5	5 6 4										
13 SPINELLI	57	190	1	5 2 Nc	8 Rt 9	14 Rt 14	11 9 7	13 12 8	19 24 16										
14 DE ROSA	55	192	2	10 17 7	6 Rt 7	6 9 9	18 15 10	21 Rt 26	10 7 9										
15 BOOTH-AMOS	33	214	22			17 15 10	15 13 14	17 Rt 12	13 9 6										
16 MCPHEE	31	216	2	20 3 12	11 10 11	25 Rt 17	16 19 Rt	19 19 19	20 18										
17 BAYLISS	26	221	5	13 16 10	15 8 12	18 Rt	17 17 Rt	15 13 11	28										
18 CORSI	23	224	3			24 16 13		8 6 6											
19 MAHIAS	21	226	2				13 16 13	7 10 9	4 11 Rt										
20 EDWARDS	15	232	6			23 Rt 15	4 14 11	25 16 13	16 14 14										
21 MACKENZIE	15	232	0	19 5 16	16 14 14	21 20 20	28 27 23	22 Rt Rt	15 Rt 23										
22 SARMOON	14	233	1	18 8 14	18 13 15	20 19 18	19 21 19	23 24 17	17 Rt 19										
23 NORRODIN	9	238	5	12 15	20 15 13	28 22 22	25 Rt 22	28 21 Rt	30 Rt 26										
24 MANTOVANI	9	238	0	14 Rt Rt	14 Ex 17	16 14 12	20 20 17	16 14 15											
25 TRUELOVE	5	242	4	11 Rt	19 17 16	27 21 21	29 24 25	29 22 Rt	22 Rt Rt										
26 WONGTHANANON	4	243	1	16 15 13	17 Ns Rt	15 Rt 16	21 Rt Rt												
27 VERDOIA	3	244	1						20 17 13										
28 BUSSOLOTTI	2	245	1					12 Rt 14											
29 FULIGNI	1	246	1			19 17 Rt	23 23 18	18 15 16	21 19 21										
30 IRWIN	1	246	0						18 16 15										
31 FERNANDEZ GONZA	1	246	0				18 15												

SP = Superpole - 1 = Race 1 - 2 = Race 2

Ns = Did Not Start - Rt = Retired - Ex = Excluded

02/07/2023

These data/results cannot be reproduced, stored and/or transmitted in whole or in part by any manner of electronic, mechanical, photocopying, recording, broadcasting or otherwise now known or herein after developed without the previous express consent by the copyright owner, except for reproduction in daily press and regular printed publications on sale to the public within 60 days of the event related to those data/results and always provided that copyright symbol appears together as follows below.

© DORNA WSBK ORGANIZATION Srl 2023