

Donington Park 4.023 m

Prosecco DOC UK Round, 30 June - 2 July 2023
Chronological Analysis Race 2

Start at 14:30'05.759

1 / 5

1° 11 N. BULEGA [1'29.018]							
Lap	Seg1	Seg2	Seg3	Seg4	Lap Time	km/h	Local Time
1		24.473	22.547	23.415	1'32.612	241,1	14:31'38.371
2	19.393	24.587	22.823	23.247	1'30.050	233,8	14:33'08.421
3	19.104	24.204	22.728	23.256	1'29.292	235,8	14:34'37.713
4	19.121	24.237	22.557	23.103	1'29.018	237,4	14:36'06.731
5	19.126	24.187	22.617	23.170	1'29.100	237,9	14:37'35.831
6	19.067	24.429	22.590	23.165	1'29.251	238,9	14:39'05.082
7	19.092	24.426	22.789	23.236	1'29.543	236,8	14:40'34.625
8	19.382	24.473	22.825	23.430	1'30.110	236,3	14:42'04.735
9	19.266	24.473	22.754	23.369	1'29.862	236,8	14:43'34.597
10	19.316	24.500	22.866	23.409	1'30.091	237,4	14:45'04.688
11	19.314	24.464	22.788	23.515	1'30.081	237,4	14:46'34.769
12	19.538	24.686	22.858	23.349	1'30.431	237,4	14:48'05.200
13	19.138	24.469	22.853	23.338	1'29.798	236,8	14:49'34.998
14	19.250	24.549	22.925	23.343	1'30.067	237,9	14:51'05.065
15	19.379	24.677	22.838	23.413	1'30.307	238,4	14:52'35.372
16	19.279	24.730	23.196	23.362	1'30.567	233,8	14:54'05.939
17	19.231	24.562	22.872	23.340	1'30.005	238,4	14:55'35.944
18	19.282	24.671	22.890	23.436	1'30.279	238,4	14:57'06.223
19	19.350	24.669	22.947	23.619	1'30.585	237,9	14:58'36.808
Race Time 28'31.049							

18	19.264	24.573	22.667	23.373	1'29.877	238,4	14:57'09.929
19	19.441	24.643	22.834	23.590	1'30.508	238,4	14:58'40.437
Race Time 28'34.678							

2° 55 Y. MONTELLA [1'29.630]							
Lap	Seg1	Seg2	Seg3	Seg4	Lap Time	km/h	Local Time
1		24.425	22.982	23.346	1'32.738	234,3	14:31'38.499
2	19.388	24.609	22.903	23.602	1'30.502	236,8	14:33'08.999
3	19.265	24.646	23.343	23.602	1'30.856	236,3	14:34'39.855
4	19.099	24.624	22.715	23.425	1'29.863	235,8	14:36'09.718
5	19.263	24.552	22.782	23.407	1'30.004	236,8	14:37'39.722
6	19.084	24.394	22.856	23.344	1'29.678	236,3	14:39'09.400
7	19.180	24.492	22.911	23.298	1'29.881	234,8	14:40'39.281
8	19.120	24.372	22.868	23.531	1'29.891	234,8	14:42'09.172
9	19.282	24.872	22.864	23.378	1'30.396	234,3	14:43'39.568
10	19.170	24.471	22.829	23.340	1'29.810	234,8	14:45'09.378
11	19.184	24.459	22.808	23.587	1'30.038	234,8	14:46'39.416
12	19.287	24.484	22.796	23.534	1'30.101	236,3	14:48'09.517
13	19.096	24.413	22.891	23.482	1'29.882	234,8	14:49'39.399
14	19.202	24.442	22.976	23.270	1'29.890	235,3	14:51'09.289
15	19.209	24.609	22.821	23.379	1'30.018	235,8	14:52'39.307
16	19.183	24.500	22.877	23.458	1'30.018	235,3	14:54'09.325
17	19.274	24.392	22.811	23.799	1'30.276	235,8	14:55'39.601
18	19.152	24.431	22.790	23.323	1'29.696	235,8	14:57'09.297
19	19.095	24.354	22.689	23.492	1'29.630	236,8	14:58'38.927
Race Time 28'33.168							

4° 99 A. HUERTAS [1'29.970]							
Lap	Seg1	Seg2	Seg3	Seg4	Lap Time	km/h	Local Time
1		24.661	22.804	23.720	1'33.918	236,8	14:31'39.677
2	19.493	24.596	22.718	23.746	1'30.553	235,8	14:33'10.230
3	19.399	24.555	22.803	23.544	1'30.301	234,8	14:34'40.531
4	19.254	24.482	22.653	23.581	1'29.970	236,3	14:36'11.501
5	19.315	24.432	22.917	23.589	1'30.253	237,4	14:37'40.754
6	19.275	24.485	22.754	23.655	1'30.169	237,4	14:39'10.923
7	19.206	24.482	22.835	23.599	1'30.122	235,3	14:40'41.045
8	19.413	24.498	22.742	23.521	1'30.174	234,3	14:42'11.219
9	19.359	24.392	22.748	23.493	1'29.992	235,3	14:43'41.211
10	19.307	24.546	22.710	23.539	1'30.102	236,8	14:45'11.313
11	19.332	24.429	22.736	23.519	1'30.016	237,4	14:46'41.329
12	19.445	24.431	22.707	23.586	1'30.169	236,3	14:48'11.498
13	19.385	24.319	22.906	23.560	1'30.170	235,8	14:49'41.668
14	19.455	24.467	22.920	23.614	1'30.456	236,3	14:51'12.124
15	19.350	24.614	22.789	23.497	1'30.250	235,8	14:52'42.374
16	19.332	24.550	22.970	23.494	1'30.346	233,8	14:54'12.720
17	19.468	24.605	22.802	23.567	1'30.442	235,8	14:55'43.162
18	19.484	24.576	22.903	23.816	1'30.779	234,8	14:57'13.941
19	19.429	24.624	23.009	23.685	1'30.747	235,3	14:58'44.688
Race Time 28'38.929							

3° 64 F. CARICASULO [1'29.819]							
Lap	Seg1	Seg2	Seg3	Seg4	Lap Time	km/h	Local Time
1		24.635	22.790	23.507	1'33.530	239,5	14:31'39.289
2	19.255	24.454	22.643	23.647	1'29.999	241,6	14:33'09.288
3	19.476	24.808	22.817	23.661	1'30.762	236,8	14:34'40.050
4	19.258	24.523	22.668	23.591	1'30.040	240,0	14:36'10.090
5	19.357	24.510	22.534	23.631	1'30.032	240,0	14:37'40.122
6	19.302	24.583	22.899	23.397	1'30.181	239,5	14:39'10.303
7	19.335	24.572	22.775	23.409	1'30.091	235,8	14:40'40.394
8	19.381	24.519	22.911	23.471	1'30.282	235,3	14:42'10.676
9	19.444	24.512	22.665	23.360	1'29.981	236,3	14:43'40.657
10	19.345	24.540	22.703	23.604	1'30.192	237,4	14:45'10.849
11	19.406	24.469	22.699	23.268	1'29.842	236,8	14:46'40.691
12	19.462	24.496	22.638	23.365	1'29.961	236,8	14:48'10.652
13	19.251	24.407	22.801	23.360	1'29.819	236,8	14:49'40.471
14	19.352	24.487	22.750	23.282	1'29.871	238,9	14:51'10.342
15	19.411	24.593	22.637	23.243	1'29.884	238,4	14:52'40.226
16	19.282	24.402	22.920	23.292	1'29.896	235,3	14:54'10.122
17	19.428	24.517	22.607	23.378	1'29.930	238,4	14:55'40.052

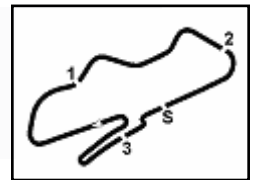
5° 62 S. MANZI [1'29.301]							
Lap	Seg1	Seg2	Seg3	Seg4	Lap Time	km/h	Local Time
1		24.584	22.816	23.439	1'33.232	235,3	14:31'38.991
2	19.209	24.446	22.851	23.377	1'29.883	237,9	14:33'08.874
3	19.119	24.390	22.885	23.212	1'29.606	231,8	14:34'38.480
4	19.167	24.303	22.699	23.132	1'29.301	233,8	14:36'07.781
5	19.040	24.222	22.806	23.126	1'29.294	233,8	14:37'45.075
6	19.237	24.599	22.687	23.534	1'30.057	236,8	14:39'15.132
7	19.351	24.407	22.814	23.393	1'29.965	236,8	14:40'45.097
8	19.360	24.442	22.861	23.257	1'29.920	231,8	14:42'15.017
9	19.241	24.367	22.886	23.379	1'29.873	232,8	14:43'44.890
10	19.262	24.470	22.864	26.386	1'32.982	234,8	14:45'17.872
11	19.251	24.457	22.597	23.377	1'29.682	237,9	14:46'47.554
12	19.278	24.486	22.865	23.375	1'30.004	235,3	14:48'17.558
13	19.203	24.308	22.792	23.411	1'29.714	234,8	14:49'47.272
14	19.137	24.444	22.888	23.387	1'29.856	236,3	14:51'17.128
15	19.364	24.466	22.826	23.410	1'30.066	234,3	14:52'47.194
16	19.220	24.537	23.147	23.483	1'30.387	231,8	14:54'17.581
17	19.459	24.611	22.995	23.407	1'30.472	233,3	14:55'48.053
18	19.334	24.533	22.982	23.421	1'30.270	234,3	14:57'18.323
19	19.415	24.450	22.932	23.345	1'30.142	234,3	14:58'48.465
Race Time 28'42.706							

02/07/2023 P = Pits In/Out - C = Lap Time Cancelled

6° 69 T. BOOTH-AMOS [1'30.018]							
Lap	Seg1	Seg2	Seg3	Seg4	Lap Time	km/h	Local Time
1		24.937	23.193	23.644	1'35.442	239,5	14:31'41.201
2	19.357	24.738	22.915	23.979	1'30.989	234,8	14:33'12.190
3	19.365	24.685	22.998	23.687	1'30.735	236,3	14:34'42.925
4	19.311	24.615	23.048	23.726	1'30.700	235,3	14:36'13.625
5	19.339	24.433	22.798	23.515	1'30.085	237,9	14:37'43.710
6	19.259	24.609	23.060	23.798	1'30.726	233,8	14:39'14.436
7	19.340	24.750	23.117	23.675	1'30.882	232,8	14:40'45.318
8	19.306	24.462	22.954	23.630	1'30.352	234,3	14:42'15.670
9	19.271	24.472	22.970	23.569	1'30.282	233,8	14:43'45.952
10	19.211	24.501	22.921	23.703	1'30.336	234,3	14:45'16.288
11	19.232	24.513	22.921	23.435	1'30.101	232,8	14:46'46.389
12	19.318	24.478	22.926	23.505	1'30.227	233,3	14:48'16.616
13	19.207	24.348	22.994	23.469	1'30.018	231,8	14:49'46.634
14	19.393	24.431	23.234	23.728	1'30.786	232,3	14:51'17.420

These data/results cannot be reproduced, stored and/or transmitted in whole or in part by any manner of electronic, mechanical, photocopying, recording, broadcasting or otherwise now known or herein after developed without the previous express consent by the copyright owner, except for reproduction in daily press and regular printed publications on sale to the public within 60 days of the event related to those data/results and always provided that copyright symbol appears together as follows below.

© DORNA WSBK ORGANIZATION Srl 2023



Donington Park 4.023 m

Prosecco DOC UK Round, 30 June - 2 July 2023
Chronological Analysis Race 2

Start at 14:30'05.759

2 / 5

15	19.223	24.591	22.966	23.808	1'30.588	235,3	14:52'48.008	12	19.418	24.881	22.883	23.554	1'30.736	240,0	14:48'18.046
16	19.346	24.482	23.196	23.544	1'30.568	231,3	14:54'18.576	13	19.193	24.616	23.056	23.489	1'30.354	236,3	14:49'48.400
17	19.292	24.478	22.928	23.581	1'30.279	235,3	14:55'48.855	14	19.430	24.621	23.105	23.591	1'30.747	236,8	14:51'19.147
18	19.232	24.592	23.063	23.535	1'30.422	235,3	14:57'19.277	15	19.393	24.664	22.938	23.550	1'30.545	238,9	14:52'49.692
19	19.198	24.569	23.001	23.484	1'30.252	233,8	14:58'49.529	16	19.536	24.829	23.064	23.536	1'30.965	240,5	14:54'20.657

Race Time 28'43.770

7° 94 V. DEBISE [1'30.103]							
Lap	Seg1	Seg2	Seg3	Seg4	Lap Time	km/h	Local Time
1		25.358	23.198	24.390	1'36.717	238,9	14:31'42.476
2	19.269	24.827	22.751	24.179	1'31.026	242,7	14:33'13.502
3	19.484	24.647	22.969	23.544	1'30.644	237,4	14:34'44.146
4	19.252	24.658	22.821	23.779	1'30.510	242,7	14:36'14.656
5	19.327	24.566	22.901	23.513	1'30.307	237,4	14:37'44.963
6	19.301	25.422	22.842	23.481	1'31.046	239,5	14:39'16.009
7	19.339	24.589	23.194	23.469	1'30.591	240,5	14:40'46.600
8	19.343	24.517	22.948	23.512	1'30.320	235,8	14:42'16.920
9	19.277	24.548	22.871	23.602	1'30.298	237,9	14:43'47.218
10	19.339	24.636	23.060	23.432	1'30.467	237,4	14:45'17.685
11	19.356	24.790	22.926	23.424	1'30.496	237,9	14:46'48.181
12	19.452	24.544	22.866	23.564	1'30.426	237,9	14:48'18.607
13	19.332	24.435	22.902	23.434	1'30.103	237,9	14:49'48.710
14	19.347	24.574	22.848	23.372	1'30.141	241,6	14:51'18.851
15	19.368	24.548	22.982	23.400	1'30.298	235,8	14:52'49.149
16	19.257	24.599	23.064	23.434	1'30.354	233,8	14:54'19.503
17	19.428	24.488	22.968	23.418	1'30.302	235,3	14:55'49.805
18	19.251	24.504	22.933	23.456	1'30.144	236,3	14:57'19.949
19	19.338	24.609	22.902	23.349	1'30.198	236,3	14:58'50.147

Race Time 28'44.388

8° 54 B. SOFUOGLU [1'30.074]							
Lap	Seg1	Seg2	Seg3	Seg4	Lap Time	km/h	Local Time
1		25.747	23.127	23.976	1'36.949	239,5	14:31'42.708
2	19.284	24.980	23.002	23.777	1'31.043	238,9	14:33'13.751
3	19.519	24.903	22.905	23.703	1'31.030	240,0	14:34'44.781
4	19.208	25.050	22.909	23.522	1'30.689	236,3	14:36'15.470
5	19.271	24.785	22.926	23.795	1'30.777	240,5	14:37'46.247
6	19.246	24.908	22.915	23.647	1'30.716	240,5	14:39'16.963
7	19.337	24.806	22.852	23.723	1'30.718	241,6	14:40'47.681
8	19.377	24.891	22.868	23.373	1'30.509	239,5	14:42'18.190
9	19.225	24.639	22.856	23.354	1'30.074	237,9	14:43'48.264
10	19.292	24.767	22.917	23.376	1'30.352	237,9	14:45'18.616
11	19.192	24.690	22.788	23.502	1'30.172	237,4	14:46'48.788
12	19.437	24.615	22.736	23.511	1'30.299	241,6	14:48'19.087
13	19.213	24.787	22.988	23.327	1'30.315	237,4	14:49'49.402
14	19.135	24.741	22.903	23.366	1'30.145	237,9	14:51'19.547
15	19.262	24.809	22.872	23.348	1'30.291	238,4	14:52'49.838
16	19.266	24.751	23.108	23.261	1'30.386	235,3	14:54'20.224
17	19.372	24.750	22.940	23.323	1'30.385	236,8	14:55'50.609
18	19.226	24.744	22.924	23.308	1'30.202	237,9	14:57'20.811
19	19.295	24.854	23.231	23.351	1'30.731	233,8	14:58'51.542

Race Time 28'45.783

9° 3 R. DE ROSA [1'30.186]							
Lap	Seg1	Seg2	Seg3	Seg4	Lap Time	km/h	Local Time
1		25.215	23.299	24.020	1'36.128	238,4	14:31'41.887
2	19.317	24.854	23.023	24.139	1'31.333	243,8	14:33'13.220
3	19.573	24.624	22.944	23.518	1'30.659	236,8	14:34'43.879
4	19.293	24.698	22.930	23.964	1'30.885	241,6	14:36'14.764
5	19.344	24.713	22.807	23.716	1'30.580	240,5	14:37'45.344
6	19.311	24.621	22.768	23.564	1'30.264	239,5	14:39'15.608
7	19.307	24.832	22.791	23.581	1'30.511	242,2	14:40'46.119
8	19.272	24.637	22.781	23.561	1'30.251	242,2	14:42'16.370
9	19.259	24.489	22.976	23.462	1'30.186	235,8	14:43'46.556
10	19.320	24.542	22.923	23.659	1'30.444	236,8	14:45'17.000
11	19.318	24.580	22.977	23.435	1'30.310	236,3	14:46'47.310

10° 28 G. VAN STRAALEN [1'30.163]							
Lap	Seg1	Seg2	Seg3	Seg4	Lap Time	km/h	Local Time
1		24.994	23.345	23.925	1'36.197	241,6	14:31'41.956
2	19.378	24.860	22.946	24.276	1'31.460	242,7	14:33'13.416
3	19.689	24.759	22.940	23.710	1'31.098	241,1	14:34'44.514
4	19.262	24.490	22.837	23.908	1'30.497	240,5	14:36'15.011
5	19.421	24.872	22.779	23.708	1'30.780	244,3	14:37'45.791
6	19.367	24.789	22.760	23.801	1'30.717	244,3	14:39'16.508
7	19.252	24.605	22.956	23.848	1'30.661	235,3	14:40'47.169
8	19.324	24.582	22.824	23.666	1'30.396	234,3	14:42'17.565
9	19.713	24.494	23.037	23.830	1'31.074	233,3	14:43'48.639
10	19.301	24.614	22.878	23.608	1'30.401	241,1	14:45'19.040
11	19.214	24.530	22.834	23.650	1'30.228	240,0	14:46'49.268
12	19.350	24.450	22.717	23.677	1'30.194	244,3	14:48'19.462
13	19.235	24.626	23.122	23.858	1'30.841	242,7	14:49'50.303
14	19.225	24.790	22.962	23.497	1'30.474	240,5	14:51'20.777
15	19.337	24.471	22.959	23.671	1'30.438	235,8	14:52'51.215
16	19.410	24.518	22.984	23.741	1'30.653	234,3	14:54'21.868
17	19.336	24.511	22.933	23.629	1'30.409	236,8	14:55'52.277
18	19.274	24.572	23.068	23.625	1'30.539	236,3	14:57'22.816
19	19.315	24.444	22.831	23.573	1'30.163	235,8	14:58'52.979

Race Time 28'47.220

11° 9 J. NAVARRO [1'30.163]							
Lap	Seg1	Seg2	Seg3	Seg4	Lap Time	km/h	Local Time
1		24.930	23.628	23.759	1'35.803	240,0	14:31'41.562
2	19.490	24.853	22.892	23.730	1'30.965	238,4	14:33'12.527
3	19.510	24.768	23.078	23.651	1'31.007	238,4	14:34'43.534
4	19.431	24.765	22.806	24.307	1'31.309	237,4	14:36'14.843
5	19.533	24.737	22.763	23.769	1'30.802	240,5	14:37'45.645
6	19.430	25.019	22.828	23.818	1'31.095	240,0	14:39'16.740
7	19.414	24.678	22.789	24.011	1'30.892	240,0	14:40'47.632
8	19.333	24.748	22.822	23.517	1'30.420	236,3	14:42'18.052
9	19.603	24.681	22.844	23.723	1'30.851	239,5	14:43'48.903
10	19.384	24.712	22.878	23.432	1'30.406	237,4	14:45'19.309
11	19.346	24.718	22.944	23.464	1'30.472	236,8	14:46'49.781
12	19.353	24.540	22.835	23.435	1'30.163	238,4	14:48'19.944
13	19.308	24.577	22.901	23.802	1'30.588	239,5	14:49'50.532
14	19.291	24.654	22.982	23.565	1'30.492	239,5	14:51'21.024
15	19.297	24.582	22.891	23.662	1'30.432	238,9	14:52'51.456
16	19.367	24.712	22.961	23.742	1'30.782	236,3	14:54'22.238
17	19.437	24.714	22.868	23.460	1'30.479	236,8	14:55'52.717
18	19.337	24.818	23.146	23.447	1'30.748	236,8	14:57'23.465
19	19.559	24.894	23.074	23.656	1'31.183	235,8	14:58'54.648

Race Time 28'48.889

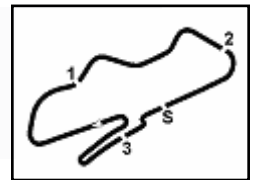
12° 66 N. TUULI [1'30.346]							
Lap	Seg1	Seg2	Seg3	Seg4	Lap Time	km/h	Local Time
1		25.060	23.073	23.953	1'35.306	238,9	14:31'41.065
2	19.410	25.198	22.945	23.769	1'31.322	237,4	14:33'12.387
3	19.403	24.821	23.147	23.564	1'30.935	236,8	14:34'43.322
4	19.303	24.838	22.814	23.582	1'30.537	237,9	14:36'13.859
5	19.310	24.557	22.820	23.752	1'30.439	239,5	14:37'44.298
6	19.400	24.547	22.935	23.783	1'30.665	241,1	14:39'14.963
7	19.723	24.884	22.825	23.508	1'30.940	237,4	14:40'45.903
8	19.310	24.631	22.923	23.791	1'30.655	237,4	14:42'16.558

02/07/2023 P = Pits In/Out - C = Lap Time Cancelled

These data/results cannot be reproduced, stored and/or transmitted in whole or in part by any manner of electronic, mechanical, photocopying, recording, broadcasting or otherwise now known or herein after developed without the previous express consent by the copyright owner, except for reproduction in daily press and regular printed publications on sale to the public within 60 days of the event related to those data/results and always provided that copyright symbol appears together as follows below.

© DORNA WSBK ORGANIZATION Srl 2023





Donington Park 4.023 m

Prosecco DOC UK Round, 30 June - 2 July 2023
Chronological Analysis Race 2

Start at 14:30'05.759

3 / 5

9	19.288	24.594	23.014	23.592	1'30.488	238,9	14:43'47.046	6	19.384	24.815	23.257	23.938	1'31.394	238,9	14:39'19.727
10	19.254	25.003	23.083	23.821	1'31.161	240,0	14:45'18.207	7	19.552	24.839	23.263	23.949	1'31.603	238,9	14:40'51.330
11	19.256	24.664	22.832	23.635	1'30.387	240,5	14:46'48.594	8	19.531	24.952	23.335	23.974	1'31.792	237,4	14:42'23.122
12	19.367	24.542	22.800	23.637	1'30.346	240,0	14:48'18.940	9	19.716	24.994	23.297	23.830	1'31.837	237,4	14:43'54.959
13	19.188	25.094	23.135	23.663	1'31.080	240,5	14:49'50.020	10	19.680	24.941	23.262	24.102	1'31.985	235,8	14:45'26.944
14	19.407	24.847	23.100	24.046	1'31.400	237,4	14:51'21.420	11	19.684	24.939	23.058	23.621	1'31.302	237,9	14:46'58.246
15	19.372	24.781	23.050	23.977	1'31.180	238,4	14:52'52.600	12	19.688	24.738	23.210	23.829	1'31.465	240,0	14:48'29.711
16	19.473	24.818	23.144	23.673	1'31.108	234,3	14:54'23.708	13	19.449	24.861	23.046	23.830	1'31.186	237,4	14:50'00.897
17	19.466	24.778	23.195	23.647	1'31.086	235,3	14:55'54.794	14	19.477	25.048	23.117	23.715	1'31.357	238,9	14:51'32.254
18	19.435	24.984	23.034	23.832	1'31.285	234,8	14:57'26.079	15	19.455	24.842	23.074	23.802	1'31.173	238,4	14:53'03.427
19	19.711	24.874	23.093	23.817	1'31.495	233,8	14:58'57.574	16	19.620	24.922	23.165	23.968	1'31.675	238,9	14:54'35.102

Race Time 28'51.815

13° 25 A. VERDOIA (1'30.377)

Lap	Seg1	Seg2	Seg3	Seg4	Lap Time	km/h	Local Time
1		26.298	24.087	24.771	1'40.185	237,9	14:31'45.944
2	19.476	24.791	23.251	23.796	1'31.314	243,8	14:33'17.258
3	19.450	25.080	22.974	24.014	1'31.518	240,0	14:34'48.776
4	19.528	25.021	23.060	23.537	1'31.146	236,8	14:36'19.922
5	19.433	24.794	22.915	24.313	1'31.455	238,4	14:37'51.377
6	19.541	24.703	23.050	23.635	1'30.929	241,6	14:39'22.306
7	19.525	24.846	22.941	23.667	1'30.979	237,4	14:40'53.285
8	19.422	24.825	22.977	23.586	1'30.810	233,3	14:42'24.095
9	19.467	24.702	23.208	23.764	1'31.141	241,1	14:43'55.236
10	19.578	25.063	23.162	23.765	1'31.568	233,3	14:45'26.804
11	19.423	24.801	23.162	23.586	1'30.972	232,8	14:46'57.776
12	19.590	24.775	23.641	23.626	1'31.632	233,3	14:48'29.408
13	19.405	24.830	22.987	23.699	1'30.921	231,8	14:50'00.329
14	19.442	25.122	23.158	23.628	1'31.350	233,3	14:51'31.679
15	19.460	24.841	23.120	23.813	1'31.234	232,3	14:53'02.913
16	19.456	24.912	23.116	23.581	1'31.065	232,3	14:54'33.978
17	19.346	24.789	23.011	23.497	1'30.643	232,8	14:56'04.621
18	19.404	24.876	22.846	23.598	1'30.724	234,8	14:57'35.345
19	19.317	24.714	22.886	23.460	1'30.377	233,3	14:59'05.722

Race Time 28'59.963

14° 71 T. EDWARDS (1'30.605)

Lap	Seg1	Seg2	Seg3	Seg4	Lap Time	km/h	Local Time
1		25.494	23.112	23.982	1'36.408	239,5	14:31'42.167
2	19.334	24.938	23.134	24.051	1'31.457	237,4	14:33'13.624
3	19.798	25.083	23.093	23.717	1'31.691	235,8	14:34'45.315
4	19.323	24.943	23.059	23.716	1'31.041	236,8	14:36'16.356
5	19.469	24.966	23.256	23.761	1'31.452	237,4	14:37'47.808
6	19.481	24.993	23.249	23.806	1'31.529	233,3	14:39'19.337
7	19.507	24.970	23.352	23.736	1'31.565	238,9	14:40'50.902
8	19.447	25.063	23.522	23.901	1'31.933	232,3	14:42'22.835
9	19.681	25.094	23.661	24.171	1'32.607	232,3	14:43'55.442
10	19.548	25.068	23.181	23.950	1'31.747	237,4	14:45'27.189
11	19.590	24.992	23.130	23.601	1'31.313	237,9	14:46'58.502
12	19.543	24.772	23.155	23.913	1'31.383	241,6	14:48'29.885
13	19.368	24.905	23.137	23.727	1'31.137	238,9	14:50'01.022
14	19.450	25.066	23.149	23.749	1'31.414	241,1	14:51'32.436
15	19.400	24.828	23.071	23.777	1'31.076	238,9	14:53'03.512
16	19.358	24.858	23.132	23.710	1'31.058	234,8	14:54'34.570
17	19.332	24.990	22.935	23.381	1'30.638	234,8	14:56'05.208
18	19.331	24.814	22.885	23.669	1'30.699	235,8	14:57'35.907
19	19.251	24.665	23.107	23.582	1'30.605	234,8	14:59'06.512

Race Time 29'00.753

15° 34 R. IRWIN (1'30.730)

Lap	Seg1	Seg2	Seg3	Seg4	Lap Time	km/h	Local Time
1		25.509	23.003	24.675	1'37.343	241,1	14:31'43.102
2	19.418	24.835	22.943	23.692	1'30.888	240,5	14:33'13.990
3	19.603	25.168	22.998	23.918	1'31.687	242,7	14:34'45.677
4	19.430	24.809	22.997	23.953	1'31.189	241,1	14:36'16.866
5	19.488	24.851	23.103	24.025	1'31.467	240,5	14:37'48.333

Race Time 29'02.740

16° 29 N. SPINELLI (1'30.714)

Lap	Seg1	Seg2	Seg3	Seg4	Lap Time	km/h	Local Time
1		25.605	23.485	24.382	1'38.025	238,9	14:31'43.784
2	19.560	24.807	23.153	23.743	1'31.263	236,3	14:33'15.047
3	19.687	24.703	23.073	23.790	1'31.253	235,3	14:34'46.300
4	19.531	24.760	23.161	23.602	1'31.054	235,3	14:36'17.354
5	19.623	24.667	23.037	23.922	1'31.249	237,9	14:37'48.603
6	19.641	24.747	23.173	23.955	1'31.516	238,9	14:39'20.119
7	19.680	24.749	23.260	23.979	1'31.668	237,4	14:40'51.787
8	19.545	24.786	23.331	24.040	1'31.702	238,4	14:42'23.489
9	19.580	25.014	23.643	24.006	1'32.243	236,8	14:43'55.732
10	19.657	25.017	23.204	24.281	1'32.159	238,4	14:45'27.891
11	19.506	24.787	23.090	23.786	1'31.169	243,2	14:46'59.060
12	19.545	24.630	23.067	23.960	1'31.202	238,9	14:48'30.262
13	19.478	24.882	23.201	23.733	1'31.294	237,4	14:50'01.556
14	19.551	24.803	23.120	23.855	1'31.329	238,9	14:51'32.885
15	19.499	24.758	23.184	23.832	1'31.273	236,8	14:53'04.158
16	19.496	24.857	23.107	23.881	1'31.341	236,8	14:54'35.499
17	19.518	24.688	23.008	23.682	1'30.896	236,3	14:56'06.395
18	19.442	24.684	22.919	23.669	1'30.714	238,4	14:57'37.109
19	19.492	24.582	23.092	23.850	1'31.016	237,9	14:59'08.125

Race Time 29'02.366

17° 91 J. KENNEDY (1'30.785)

Lap	Seg1	Seg2	Seg3	Seg4	Lap Time	km/h	Local Time
1		26.045	24.377	24.579	1'40.398	238,4	14:31'46.157
2	19.782	25.196	23.080	23.882	1'31.940	234,3	14:33'18.097
3	19.432	24.882	23.101	23.896	1'31.311	237,4	14:34'49.408
4	19.621	24.917	23.087	23.864	1'31.489	232,8	14:36'20.897
5	19.532	24.711	22.945	23.791	1'30.979	239,5	14:37'51.876
6	19.486	24.614	22.912	24.003	1'31.015	237,9	14:39'22.891
7	19.524	24.706	23.123	23.922	1'31.275	238,4	14:40'54.166
8	19.409	24.641	22.963	23.942	1'30.955	236,8	14:42'25.121
9	19.455	24.623	22.881	24.086	1'31.045	234,3	14:43'56.166
10	19.519	24.829	23.132	23.929	1'31.409	238,9	14:45'27.575
11	19.436	24.876	23.462	24.006	1'31.780	237,9	14:46'59.355
12	19.540	24.557	22.917	24.182	1'31.196	236,3	14:48'30.551
13	19.452	24.754	23.128	24.078	1'31.412	236,8	14:50'01.963
14	19.510	24.676	22.976	24.073	1'31.235	236,8	14:51'33.198
15	19.541	24.612	23.048	24.142	1'31.343	235,8	14:53'04.541
16	19.465	24.758	22.972	24.040	1'31.235	233,8	14:54'35.776
17	19.466	24.688	22.956	23.884	1'30.994	235,8	14:56'06.770
18	19.508	24.605	22.785	23.887	1'30.785	235,8	14:57'37.555
19	19.554	24.622	22.943	23.825	1'30.944	232,8	14:59'08.499

Race Time 29'02.740

18° 17 J. MCPHEE (1'31.224)

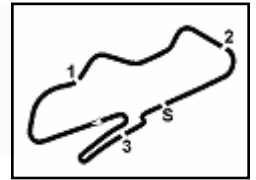
Lap	Seg1	Seg2	Seg3	Seg4	Lap Time	km/h	Local Time
1		26.089	23.603	24.065	1'39.013	242,2	14:31'44.772
2	19.886	25.182	23.297	23.999	1'32.364	237,9	14:33'17.136

02/07/2023 P = Pits In/Out - C = Lap Time Cancelled

These data/results cannot be reproduced, stored and/or transmitted in whole or in part by any manner of electronic, mechanical, photocopying, recording, broadcasting or otherwise now known or herein after developed without the previous express consent by the copyright owner, except for reproduction in daily press and regular printed publications on sale to the public within 60 days of the event related to those data/results and always provided that copyright symbol appears together as follows below.

© DORNA WSBK ORGANIZATION Srl 2023





Prosecco DOC UK Round, 30 June - 2 July 2023
Chronological Analysis Race 2

Start at 14:30'05.759

Lap	Seg1	Seg2	Seg3	Seg4	Lap Time	km/h	Local Time
3	19.703	25.162	23.165	23.924	1'31.954	238,4	14:34'49.090
4	19.801	25.473	23.217	23.677	1'32.168	236,8	14:36'21.258
5	19.492	24.733	23.063	23.954	1'31.242	238,9	14:37'52.500
6	19.578	25.108	23.125	23.807	1'31.618	239,5	14:39'24.118
7	19.472	25.022	23.079	23.909	1'31.482	235,8	14:40'55.600
8	19.503	25.025	23.051	23.883	1'31.462	235,8	14:42'27.062
9	19.618	24.894	23.331	23.703	1'31.546	233,3	14:43'58.608
10	19.418	25.029	23.192	23.663	1'31.302	237,4	14:45'29.910
11	19.375	24.956	23.202	23.734	1'31.267	234,3	14:47'01.177
12	19.349	24.956	23.153	23.766	1'31.224	235,3	14:48'32.401
13	19.457	24.876	23.220	23.709	1'31.262	234,8	14:50'03.663
14	19.534	25.070	23.079	23.671	1'31.354	235,8	14:51'35.017
15	19.630	25.030	23.319	23.784	1'31.763	234,3	14:53'06.780
16	19.476	25.028	23.298	23.907	1'31.709	234,3	14:54'38.489
17	19.545	25.029	23.290	24.018	1'31.882	234,3	14:56'10.371
18	19.853	25.285	23.386	24.125	1'32.649	236,8	14:57'43.020
19	19.644	25.019	23.547	23.879	1'32.089	232,3	14:59'15.109
Race Time 29'09.350							

21°		22 F. FULIGNI (1'30.838)						
Lap	Seg1	Seg2	Seg3	Seg4	Lap Time	km/h	Local Time	
1		26.040	24.292	24.091	1'38.767	241,1	14:31'44.526	
2	19.600	25.244	23.432	23.867	1'32.143	239,5	14:33'16.669	
3	19.477	24.856	23.448	23.828	1'31.609	241,1	14:34'48.278	
4	19.368	24.740	22.997	23.733	1'30.838	236,8	14:36'19.116	
5	19.531	24.979	23.282	24.311	1'32.103	240,5	14:37'51.219	
6	19.489	24.707	23.176	24.012	1'31.384	239,5	14:39'22.603	
7	19.559	24.822	23.219	24.211	1'31.811	241,6	14:40'54.414	
8	19.470	24.782	23.182	24.019	1'31.453	235,8	14:42'25.867	
9	19.577	24.882	23.821	23.813	1'32.093	234,8	14:43'57.960	
10	19.487	25.280	23.448	23.966	1'32.181	236,8	14:45'30.141	
11	19.442	24.984	23.146	23.828	1'31.400	238,9	14:47'01.541	
12	19.495	24.902	23.119	23.794	1'31.310	238,9	14:48'32.851	
13	19.544	24.822	23.383	23.857	1'31.606	237,9	14:50'04.457	
14	19.602	24.832	24.546	24.287	1'33.267	234,8	14:51'37.724	
15	19.721	25.067	23.311	23.871	1'31.970	236,3	14:53'09.694	
16	19.651	24.841	23.392	23.819	1'31.703	235,8	14:54'41.397	
17	19.576	24.961	23.311	23.940	1'31.788	237,4	14:56'13.185	
18	19.586	24.984	23.214	23.940	1'31.724	237,9	14:57'44.909	
19	19.721	24.831	23.415	24.172	1'32.139	236,3	14:59'17.048	
Race Time 29'11.289								

19°		51 A. SARMOON (1'30.970)						
Lap	Seg1	Seg2	Seg3	Seg4	Lap Time	km/h	Local Time	
1		25.750	23.508	24.303	1'37.797	235,8	14:31'43.556	
2	19.560	25.239	23.172	23.685	1'31.656	236,8	14:33'15.212	
3	19.701	24.828	22.989	23.993	1'31.511	236,3	14:34'46.723	
4	19.667	25.106	23.210	23.814	1'31.797	234,8	14:36'18.520	
5	19.782	24.928	23.261	23.695	1'31.666	234,8	14:37'50.186	
6	19.739	24.984	23.037	24.087	1'31.847	236,3	14:39'22.033	
7	19.581	24.916	23.276	23.806	1'31.579	234,3	14:40'53.612	
8	19.522	24.778	23.033	23.637	1'30.970	233,8	14:42'24.582	
9	19.483	24.648	24.369	23.860	1'32.360	236,3	14:43'56.942	
10	19.500	25.137	23.244	23.900	1'31.781	234,8	14:45'28.723	
11	19.486	24.957	23.300	23.713	1'31.456	232,8	14:47'00.179	
12	19.473	24.729	23.098	23.743	1'31.043	235,8	14:48'31.222	
13	19.594	24.780	23.157	23.748	1'31.279	234,3	14:50'02.501	
14	19.549	25.004	23.200	23.668	1'31.421	235,8	14:51'33.922	
15	19.753	25.046	23.249	23.854	1'31.902	233,3	14:53'05.824	
16	19.609	25.190	23.384	23.861	1'32.044	231,8	14:54'37.868	
17	19.666	25.067	23.414	24.106	1'32.253	231,3	14:56'10.121	
18	19.955	25.123	23.379	24.011	1'32.468	234,3	14:57'42.589	
19	19.780	25.132	23.462	24.246	1'32.620	230,3	14:59'15.209	
Race Time 29'09.450								

22°		73 M. KOFLER (1'31.634)						
Lap	Seg1	Seg2	Seg3	Seg4	Lap Time	km/h	Local Time	
1		26.394	24.017	24.452	1'39.525	238,4	14:31'45.284	
2	19.655	25.085	23.517	24.064	1'32.321	241,6	14:33'17.605	
3	19.596	25.049	23.523	23.889	1'32.057	236,8	14:34'49.662	
4	19.675	25.399	23.350	23.623	1'32.047	236,8	14:36'21.709	
5	19.662	24.927	23.242	23.847	1'31.678	237,4	14:37'53.387	
6	19.577	25.008	23.346	23.703	1'31.634	236,3	14:39'25.021	
7	19.581	24.996	23.375	24.014	1'31.966	235,8	14:40'56.987	
8	19.789	25.187	23.626	24.000	1'32.602	233,3	14:42'29.589	
9	19.728	25.323	23.435	23.845	1'32.331	234,8	14:44'01.920	
10	19.692	25.085	23.338	23.862	1'31.977	236,3	14:45'33.897	
11	19.774	24.977	23.487	24.042	1'32.280	233,3	14:47'06.177	
12	20.023	25.274	23.768	23.966	1'33.031	234,3	14:48'39.208	
13	19.893	25.280	23.735	23.997	1'32.905	232,3	14:50'12.113	
14	20.029	25.461	23.707	24.023	1'33.220	232,3	14:51'45.333	
15	19.931	25.276	23.689	24.113	1'33.009	232,3	14:53'18.342	
16	19.880	25.206	23.580	23.982	1'32.648	233,3	14:54'50.990	
17	19.935	25.217	23.484	23.961	1'32.597	233,8	14:56'23.587	
18	19.902	25.385	23.688	24.144	1'33.119	234,3	14:57'56.706	
19	19.981	25.301	23.604	24.114	1'33.000	233,3	14:59'29.706	
Race Time 29'23.947								

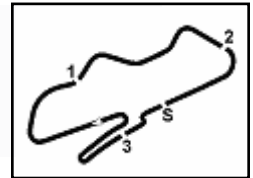
20°		27 A. DIAZ (1'31.390)						
Lap	Seg1	Seg2	Seg3	Seg4	Lap Time	km/h	Local Time	
1		25.891	23.440	24.243	1'38.268	241,6	14:31'44.027	
2	19.711	25.060	23.172	24.203	1'32.146	236,8	14:33'16.173	
3	19.655	24.962	23.772	23.932	1'32.321	234,3	14:34'48.494	
4	19.658	25.012	23.403	23.713	1'31.786	235,3	14:36'20.280	
5	19.723	24.985	23.369	23.816	1'31.893	235,3	14:37'52.173	
6	19.672	25.088	23.140	23.671	1'31.571	234,8	14:39'23.744	
7	19.634	24.940	23.138	23.678	1'31.390	233,8	14:40'55.134	
8	19.532	25.136	23.115	24.311	1'32.094	233,3	14:42'27.228	
9	19.625	24.946	23.371	23.676	1'31.618	235,3	14:43'58.846	
10	19.576	25.003	23.337	23.738	1'31.654	233,8	14:45'30.500	
11	19.565	25.012	23.248	23.654	1'31.479	235,3	14:47'01.979	
12	19.668	25.012	23.134	23.791	1'31.605	234,8	14:48'33.584	
13	19.629	24.813	23.342	23.833	1'31.617	233,8	14:50'05.201	
14	19.698	25.051	23.249	23.792	1'31.790	234,8	14:51'36.991	
15	19.753	24.897	23.247	23.768	1'31.665	233,3	14:53'08.656	
16	19.831	24.966	23.278	23.780	1'31.855	233,3	14:54'40.511	
17	19.665	25.202	23.246	23.867	1'31.980	232,8	14:56'12.491	
18	19.771	25.067	23.288	23.722	1'31.848	233,3	14:57'44.339	
19	19.554	25.000	23.297	23.696	1'31.547	233,3	14:59'15.886	
Race Time 29'10.127								

23°		95 T. MACKENZIE (1'30.956)						
Lap	Seg1	Seg2	Seg3	Seg4	Lap Time	km/h	Local Time	
1		26.899	23.724	23.904	1'38.530	235,8	14:31'44.289	
2	19.656	25.145	22.977	23.933	1'31.711	232,8	14:33'16.000	
3	19.487	24.760	23.061	23.648	1'30.956	230,3	14:34'46.956	
4	19.636	25.067	23.247	23.813	1'31.763	232,3	14:36'18.719	
5	19.799	24.830	23.214	23.808	1'31.651	232,3	14:37'50.370	
6	19.659	24.976	23.029	24.130	1'31.794	235,8	14:39'22.164	
7	19.801	24.866	23.045	23.945	1'31.657	234,3	14:40'53.821	
8	19.427	24.796	23.045	23.692	1'30.960	232,3	14:42'24.781	
9	19.472	24.618	23.056	29.035	1'36.181	234,8	14:44'00.962	
10	19.939	25.040	23.208	23.872	1'32.059	232,3	14:45'33.021	
11	19.638	24.938	23.244	23.882	1'31.702	227,4	14:47'04.723	
12	19.653	24.820	23.197	23.684	1'31.354	227,4	14:48'36.077	
13	19.608	24.684	23.131	23.844	1'31.267	227,4	14:50'07.344	
14	19.665	24.888	23.079	23.624	1'31.256	228,3	14:51'38.600	
15	19.585	24.852	23.050	30.504	1'37.991	229,8	14:53'16.591	
16	19.763	25.041	23.347	23.830	1'31.981	226,9	14:54'48.572	
17	19.736	24.817	23.389	24.117	1'32.059	225,5	14:56'20.631	

02/07/2023

P = Pits In/Out - C = Lap Time Cancelled

These data/results cannot be reproduced, stored and/or transmitted in whole or in part by any manner of electronic, mechanical, photocopying, recording, broadcasting or otherwise now known or herein after developed without the previous express consent by the copyright owner, except for reproduction in daily press and regular printed publications on sale to the public within 60 days of the event related to those data/results and always provided that copyright symbol appears together as follows below.



Donington Park 4.023 m

Prosecco DOC UK Round, 30 June - 2 July 2023
Chronological Analysis Race 2

Start at 14:30'05.759

5 / 5

18	19.842	24.927	23.196	29.411	1'37.376	227,8	14:57'58.007	15	20.123	25.483	23.716	24.581	1'33.903	225,0	14:53'28.290
19	20.002	24.926	23.217	24.264	1'32.409	228,8	14:59'30.416	16	20.071	25.573	23.945	24.531	1'34.120	223,6	14:55'02.410

Race Time 29'24.657

17	19.922	25.542	23.660	24.277	1'33.401	225,5	14:56'35.811	18	19.864	25.337	23.763	24.315	1'33.279	225,0	14:58'09.090
19	20.006	25.776	23.831	24.451	1'34.064	223,1	14:59'43.154	19	20.006	25.776	23.831	24.451	1'34.064	223,1	14:59'43.154

Race Time 29'37.395

24° 68 L. POWER [1'31.544]							
Lap	Seg1	Seg2	Seg3	Seg4	Lap Time	km/h	Local Time
1		26.239	24.137	24.627	1'39.983	237,9	14:31'45.742
2	20.331	25.436	23.386	24.109	1'33.262	237,4	14:33'19.004
3	19.657	25.176	23.560	29.985	1'38.378	237,4	14:34'57.382
4	19.712	24.872	23.533	23.983	1'32.100	229,3	14:36'29.482
5	19.616	25.131	23.304	24.027	1'32.078	231,8	14:38'01.560
6	19.661	24.820	23.297	24.049	1'31.827	230,8	14:39'33.387
7	19.611	25.145	23.676	24.483	1'32.915	232,8	14:41'06.302
8	19.951	24.856	23.390	23.945	1'32.142	229,8	14:42'38.444
9	19.479	25.047	23.293	24.061	1'31.880	231,3	14:44'10.324
10	19.720	25.372	23.386	24.255	1'32.733	234,8	14:45'43.057
11	19.578	24.897	23.346	24.071	1'31.892	230,3	14:47'14.949
12	19.552	24.896	23.261	24.149	1'31.858	230,8	14:48'46.807
13	19.563	24.859	23.422	24.034	1'31.878	231,8	14:50'18.685
14	19.644	24.845	23.347	23.991	1'31.827	234,3	14:51'50.512
15	19.659	25.321	23.693	24.086	1'32.759	231,8	14:53'23.271
16	19.806	24.992	23.418	23.887	1'32.103	229,8	14:54'55.374
17	19.550	24.841	23.267	23.886	1'31.544	231,3	14:56'26.918
18	19.448	24.995	23.376	23.915	1'31.734	231,8	14:57'58.652
19	19.536	25.018	23.278	23.963	1'31.795	233,8	14:59'30.447

Race Time 29'24.688

RET 23 M. SCHROETTER [1'29.848]							
Lap	Seg1	Seg2	Seg3	Seg4	Lap Time	km/h	Local Time
1		24.901	22.907	23.603	1'34.519	239,5	14:31'40.278
2	19.342	24.706	22.862	23.514	1'30.424	240,0	14:33'10.702
3	19.490	24.800	23.038	23.419	1'30.747	235,3	14:34'41.449
4	19.298	24.576	22.932	23.332	1'30.138	237,4	14:36'11.587
5	19.255	24.514	22.800	23.376	1'29.945	238,9	14:37'41.532
6	19.134	24.448	22.765	23.501	1'29.848	239,5	14:39'11.380
7	19.286	24.678	22.796	23.423	1'30.183	237,9	14:40'41.563
8	19.296	24.549	22.946	23.524	1'30.315	237,4	14:42'11.878
9	19.404	24.549	23.064	23.457	1'30.474	236,8	14:43'42.352
10	19.249	24.500	22.908	23.399	1'30.056	238,9	14:45'12.408
11	19.209	24.551	23.118	23.503	1'30.381	237,9	14:46'42.789
12	19.309	24.547	22.876	23.531	1'30.263	238,4	14:48'13.052
13	19.233	24.518	22.906	23.406	1'30.063	237,4	14:49'43.115
14	19.311	24.588	22.958	23.476	1'30.333	236,8	14:51'13.448

Race Time 21'07.689

25° 16 Y. OKAYA [1'31.657]							
Lap	Seg1	Seg2	Seg3	Seg4	Lap Time	km/h	Local Time
1		26.286	24.056	24.766	1'40.309	241,1	14:31'46.068
2	19.774	25.513	23.401	24.048	1'32.736	234,8	14:33'18.804
3	19.695	25.183	23.955	23.994	1'32.827	231,3	14:34'51.631
4	19.757	25.077	23.751	23.858	1'32.443	230,3	14:36'24.074
5	19.760	25.163	23.570	23.885	1'32.378	235,3	14:37'56.452
6	19.794	25.194	23.611	23.957	1'32.556	232,8	14:39'29.008
7	19.894	25.108	23.584	23.916	1'32.502	231,8	14:41'01.510
8	19.728	25.111	23.806	23.875	1'32.520	228,8	14:42'34.030
9	19.787	25.187	23.834	24.019	1'32.827	231,3	14:44'06.857
10	19.764	25.260	23.832	23.943	1'32.799	230,3	14:45'39.656
11	19.896	25.342	23.685	23.835	1'32.758	229,8	14:47'12.414
12	19.837	25.274	23.683	23.947	1'32.741	231,3	14:48'45.155
13	19.770	25.096	23.741	23.888	1'32.495	230,8	14:50'17.650
14	19.856	25.110	23.763	23.882	1'32.611	230,8	14:51'50.261
15	19.803	25.166	23.862	24.025	1'32.856	229,8	14:53'23.117
16	19.856	25.291	23.535	23.817	1'32.499	230,3	14:54'55.616
17	19.683	24.982	23.369	23.838	1'31.872	232,8	14:56'27.488
18	19.488	25.057	23.286	23.826	1'31.657	233,8	14:57'59.145
19	19.606	27.070	23.606	23.912	1'34.194	230,3	14:59'33.339

Race Time 29'27.580

RET 15 E. MCMANUS [1'31.149]							
Lap	Seg1	Seg2	Seg3	Seg4	Lap Time	km/h	Local Time
1		25.904	24.132	24.243	1'39.177	238,9	14:31'44.936
2	19.520	25.103	23.171	24.190	1'31.984	242,2	14:33'16.920
3	19.564	25.158	23.219	24.329	1'32.270	232,8	14:34'49.190
4	19.600	25.749	24.905	24.126	1'34.380	238,4	14:36'23.570
5	19.559	24.984	23.091	23.864	1'31.498	236,3	14:37'55.068
6	19.551	24.918	23.160	23.777	1'31.406	233,3	14:39'26.474
7	19.476	24.933	23.048	23.692	1'31.149	235,3	14:40'57.623
8	19.413	25.131	23.236	23.843	1'31.623	236,8	14:42'29.246
9	19.565	25.033	23.264	23.874	1'31.736	234,3	14:44'00.982
10	19.649	25.177	23.186	43.396	1'51.408	234,8	14:45'52.390

Race Time 15'46.631

26° 7 A. NORRODIN [1'32.449]							
Lap	Seg1	Seg2	Seg3	Seg4	Lap Time	km/h	Local Time
1		26.302	24.186	24.855	1'40.868	232,8	14:31'46.627
2	19.925	25.599	23.455	24.190	1'33.169	229,8	14:33'19.796
3	19.740	25.096	23.393	24.220	1'32.449	229,3	14:34'52.245
4	19.834	25.136	23.538	24.123	1'32.631	228,8	14:36'24.876
5	19.892	25.152	23.406	24.057	1'32.507	231,3	14:37'57.383
6	19.843	25.164	23.501	24.488	1'32.996	228,8	14:39'30.379
7	19.959	25.408	23.544	24.058	1'32.969	228,3	14:41'03.348
8	19.931	25.381	23.757	24.167	1'33.236	226,4	14:42'36.584
9	19.954	25.217	23.687	24.365	1'33.223	226,4	14:44'09.807
10	20.033	25.340	23.540	24.294	1'33.207	226,9	14:45'43.014
11	20.030	25.126	23.433	24.102	1'32.691	228,3	14:47'15.705
12	19.809	25.160	23.350	24.141	1'32.460	229,3	14:48'48.165
13	19.876	25.252	23.495	24.185	1'32.808	226,9	14:50'20.973
14	20.041	25.459	23.631	24.283	1'33.414	226,9	14:51'54.387

Race Time 29'27.580

RET 14 L. MAHIAS [1'30.342]							
Lap	Seg1	Seg2	Seg3	Seg4	Lap Time	km/h	Local Time
1		24.792	22.895	23.690	1'34.279	238,4	14:31'40.038
2	19.303	24.690	22.816	23.678	1'30.487	235,8	14:33'10.525
3	19.693	25.856	23.013	23.688	1'32.250	234,3	14:34'42.775
4	19.252	24.618	22.828	23.644	1'30.342	234,3	14:36'13.117
5	19.393	24.705	23.179	23.705	1'30.982	232,8	14:37'44.099
6	19.384	24.577	22.850	23.953	1'30.764	235,8	14:39'14.863
7	20.740	24.788	23.131	24.778	1'33.437	237,9	14:40'48.300
8	19.431	24.654	22.860	23.862	1'30.807	234,8	14:42'19.107

Race Time 12'13.348

RET 4 H. TRUELOVE [1'32.568]							
Lap	Seg1	Seg2	Seg3	Seg4	Lap Time	km/h	Local Time
1		26.271	24.226	24.844	1'40.731	243,2	14:31'46.490
2	19.884	26.140	23.334	24.306	1'33.664	235,8	14:33'20.154
3	19.771	25.311	23.407	24.079	1'32.568	231,8	14:34'52.722
4	19.708	25.200	23.543	24.325	1'32.776	232,8	14:36'25.498
5	19.786	25.389	23.533	24.104	1'32.812	233,3	14:37'58.310
6	19.958	25.827	23.718	24.617	1'34.120	228,8	14:39'32.430
7	20.039	25.511	23.618	24.546	1'33.714	231,3	14:41'06.144
8	20.392	25.778	43.641	31.388	2'01.199P	216,4	14:43'07.343

Race Time 13'01.584

02/07/2023 P = Pits In/Out - C = Lap Time Cancelled

These data/results cannot be reproduced, stored and/or transmitted in whole or in part by any manner of electronic, mechanical, photocopying, recording, broadcasting or otherwise now known or herein after developed without the previous express consent by the copyright owner, except for reproduction in daily press and regular printed publications on sale to the public within 60 days of the event related to those data/results and always provided that copyright symbol appears together as follows below.

© DORNA WSBK ORGANIZATION Srl 2023

