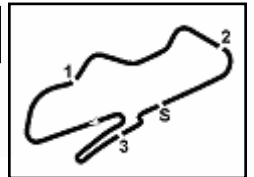


Donington Park 4.023 m

Prosecco DOC UK Round, 30 June - 2 July 2023
Biographical Entry List

No.	Rider (Abbreviation)	Age	Date of Birth	Place of Birth	Nat	Bike Team	Wins 2023	Podiums 2023	Pole 2023	Races 2023	Tyres	Class
1	3 DE ROSA Raffaele [DeR]	36	25/03/1987	Napoli	ITA	Ducati Panigale V2 Orelac Racing Verdnatura	1	19		124	Pirelli	
2	4 TRUELOVE Harry [Tru]	26	30/09/1996	Lincolnshire	GBR	Triumph Street Triple RS 765 Dynavolt Triumph				12	Pirelli	
3	7 NORRODIN Adam [Nor]	25	13/06/1998	Malesia	MAS	Honda CBR600RR PETRONAS MIE Racing Honda Team				10	Pirelli	
4	9 NAVARRO Jorge [Nav]	27	03/02/1996	La Puebla de Valbona	ESP	Yamaha YZF R6 Ten Kate Racing Yamaha				10	Pirelli	
5	11 BULEGA Nicolo [Bul]	23	16/10/1999	Montecchio Emilia	ITA	Ducati Panigale V2 Aruba.it Racing WorldSSP Team	6	17	4	34	Pirelli	
6	14 MAHIAS Lucas [Mah]	34	14/04/1989	Mont de Marsan	FRA	Kawasaki ZX-6R Kawasaki Puccetti Racing	9	29	8	66	Pirelli	
7*	15 MCMANUS Eugene [McM]	51	22/06/1972	White Abbey	IRL	Triumph Street Triple RS 765 Completely Motorbikes Triumph					Pirelli	
8	16 OKAYA Yuta [Oka]	23	12/07/1999	Tokyo	JPN	Kawasaki ZX-6R ProDina Kawasaki Racing				6	Pirelli	*
9	17 MCPHEE John [McP]	28	14/07/1994	Oban	GBR	Kawasaki ZX-6R Vince64 by Puccetti Racing		1		10	Pirelli	
10	19 MANTOVANI Andrea [Mat]	28	30/09/1994	Ferrara	ITA	Yamaha YZF R6 Evan Bros. WorldSSP Yamaha Team				10	Pirelli	
11	22 FULIGNI Federico [Ful]	28	01/06/1995	Bologna	ITA	Ducati Panigale V2 Orelac Racing Verdnatura				66	Pirelli	*
12	23 SCHROETTER Marcel [Sch]	30	02/01/1993	Landsberg am Lech	GER	MV Agusta F3 800 RR MV Agusta Reparto Corse		4		12	Pirelli	
13	25 VERDIA Andy [Ver]	20	30/10/2002	Nice	FRA	Yamaha YZF R6 Yamaha Thailand Racing Team	1	1		39	Pirelli	
14	27 DIAZ Alvaro [Dia]	19	07/08/2003	Valencia	ESP	Yamaha YZF R6 Arco Yart Yamaha WorldSSP				4	Pirelli	*
15	28 VAN STRAALEN Glenn [vSt]	22	30/09/2000	Hoogkarspel	NED	Yamaha YZF R6 EAB Racing Team		3		63	Pirelli	
16	29 SPINELLI Nicholas [Spi]	22	11/06/2001	Atri	ITA	Yamaha YZF R6 VFT Racing WEBIKE Yamaha		1		12	Pirelli	
17	32 BAYLISS Oliver [Bay]	19	20/09/2003	Monaco	AUS	Ducati Panigale V2 D34G Racing				33	Pirelli	
18*	34 IRWIN Rhys [Irw]	21	08/04/2002	Donegal	IRL	Suzuki GSXR750 Astro-JJR Suzuki					Pirelli	
19	51 SARMOON Anupab [Sar]	19	07/08/2003	Chiang	THA	Yamaha YZF R6 Yamaha Thailand Racing Team				10	Pirelli	
20	54 SOFUOGLU Bahattin [Sof]	19	19/08/2003	Adapazari	TUR	MV Agusta F3 800 RR MV Agusta Reparto Corse	1	2		27	Pirelli	
21	55 MONTELLA Yari [Mon]	23	05/01/2000	Oliveto Citra	ITA	Ducati Panigale V2 Barni Spark Racing Team	1	1		32	Pirelli	
22	62 MANZI Stefano [Man]	24	29/03/1999	Rimini	ITA	Yamaha YZF R6 Ten Kate Racing Yamaha	2	11	1	35	Pirelli	
23	64 CARICASULO Federico [Car]	27	06/04/1996	Ravenna	ITA	Ducati Panigale V2 Althea Racing Team	7	31	11	103	Pirelli	
24	66 TUULI Niki [Tuu]	27	26/11/1995	Myrskylä	FIN	Triumph Street Triple RS 765 Dynavolt Triumph	2	10	2	71	Pirelli	
25	68 POWER Luke [Pow]	18	30/11/2004	Ferntree	AUS	Kawasaki ZX-6R Motozoo ME AIR Racing				6	Pirelli	*
26	69 BOOTH-AMOS Tom [Boo]	27	12/03/1996	Shropshire	GBR	Kawasaki ZX-6R Motozoo ME AIR Racing				26	Pirelli	*
27	71 EDWARDS Tom [Edw]	21	09/07/2001	Wellington	AUS	Yamaha YZF R6 Yart-Yamaha WorldSSP Team				12	Pirelli	*
28	73 KOFLER Maximilian [Kof]	22	18/08/2000	Attnang-Puchheim	AUT	Ducati Panigale V2 D34G Racing				24	Pirelli	*
29	94 DEBISE Valentin [Deb]	31	12/02/1992	Albi	FRA	Yamaha YZF R6 GMT94 Yamaha				32	Pirelli	
30	95 MACKENZIE Tarran [Mac]	27	29/10/1995	Stirling	GBR	Honda CBR600RR PETRONAS MIE Racing Honda Team				10	Pirelli	
31	98 ABE Maiki [Abe]	19	17/01/2004	Tokio	JPN	Yamaha YZF R6 VFT Racing WEBIKE Yamaha				4	Pirelli	*
32	99 HUERTAS Adrian [Hue]	19	21/08/2003	Madrid	ESP	Kawasaki ZX-6R MTM Kawasaki				29	Pirelli	



Prosecco DOC UK Round, 30 June - 2 July 2023

Results Free Practice 1st Session

No.	Rider	Nat	Team	Bike	Class	Time	Gap	Rel.	Laps	Speed	
										Avg	Max
1	62 S. MANZI	ITA	Ten Kate Racing Yamaha	Yamaha YZF R6		1'30.177			23	160,604	242,2
2	55 Y. MONTELLA	ITA	Barni Spark Racing Team	Ducati Panigale V2		1'30.192	0.015	0.015	22	160,577	241,1
3	11 N. BULEGA	ITA	Aruba.it Racing WorldSSP Team	Ducati Panigale V2		1'30.430	0.253	0.238	22	160,155	241,6
4	64 F. CARICASULO	ITA	Althea Racing Team	Ducati Panigale V2		1'30.449	0.272	0.019	23	160,121	241,6
5	69 T. BOOTH-AMOS	GBR	Motozoo ME AIR Racing	Kawasaki ZX-6R	*	1'30.529	0.352	0.080	16	159,980	239,5
6	14 L. MAHIAS	FRA	Kawasaki Puccetti Racing	Kawasaki ZX-6R		1'30.711	0.534	0.182	16	159,659	236,3
7	99 A. HUERTAS	ESP	MTM Kawasaki	Kawasaki ZX-6R		1'30.745	0.568	0.034	16	159,599	238,4
8	3 R. DE ROSA	ITA	Orelac Racing Verdnature	Ducati Panigale V2		1'30.909	0.732	0.164	20	159,311	239,5
9	66 N. TUULI	FIN	Dynavolt Triumph	Triumph Street Triple RS 765		1'30.980	0.803	0.071	21	159,187	239,5
10	94 V. DEBISE	FRA	GMT94 Yamaha	Yamaha YZF R6		1'31.002	0.825	0.022	23	159,148	240,0
11	23 M. SCHROETTER	GER	MV Agusta Reparto Corse	MV Agusta F3 800 RR		1'31.188	1.011	0.186	22	158,824	242,7
12	32 O. BAYLISS	AUS	D34G Racing	Ducati Panigale V2		1'31.264	1.087	0.076	19	158,691	243,2
13	54 B. SOFUOGLU	TUR	MV Agusta Reparto Corse	MV Agusta F3 800 RR		1'31.471	1.294	0.207	15	158,332	244,3
14	28 G. VAN STRAALEN	NED	EAB Racing Team	Yamaha YZF R6		1'31.499	1.322	0.028	19	158,284	238,4
15	9 J. NAVARRO	ESP	Ten Kate Racing Yamaha	Yamaha YZF R6		1'31.615	1.438	0.116	24	158,083	241,1
16	22 F. FULIGNI	ITA	Orelac Racing Verdnature	Ducati Panigale V2	*	1'31.753	1.576	0.138	20	157,846	242,7
17	29 N. SPINELLI	ITA	VFT Racing WEBIKE Yamaha	Yamaha YZF R6		1'31.799	1.622	0.046	21	157,766	236,8
18	34 R. IRWIN	IRL	Astro-JJR Suzuki	Suzuki GSXR750		1'31.864	1.687	0.065	18	157,655	238,4
19	15 E. MCMANUS	IRL	Completely Motorbikes Triumph	Triumph Street Triple RS 765		1'31.994	1.817	0.130	22	157,432	240,5
20	51 A. SARMOON	THA	Yamaha Thailand Racing Team	Yamaha YZF R6		1'32.134	1.957	0.140	21	157,193	238,4
21	19 A. MANTOVANI	ITA	Evan Bros. WorldSSP Yamaha Team	Yamaha YZF R6		1'32.530	2.353	0.396	17	156,520	239,5
22	71 T. EDWARDS	AUS	Yart-Yamaha WorldSSP Team	Yamaha YZF R6	*	1'32.541	2.364	0.011	14	156,501	241,1
23	27 A. DIAZ	ESP	Arco Yart Yamaha WorldSSP	Yamaha YZF R6	*	1'32.545	2.368	0.004	23	156,495	237,4
24	17 J. MCPHEE	GBR	Vince64 by Puccetti Racing	Kawasaki ZX-6R		1'32.582	2.405	0.037	17	156,432	237,4
25	95 T. MACKENZIE	GBR	PETRONAS MIE Racing Honda Team	Honda CBR600RR		1'32.707	2.530	0.125	18	156,221	235,8
26	4 H. TRUELOVE	GBR	Dynavolt Triumph	Triumph Street Triple RS 765		1'33.018	2.841	0.311	20	155,699	238,4
27	68 L. POWER	AUS	Motozoo ME AIR Racing	Kawasaki ZX-6R	*	1'33.258	3.081	0.240	21	155,298	235,3
28	25 A. VERDOIA	FRA	Yamaha Thailand Racing Team	Yamaha YZF R6		1'33.735	3.558	0.477	2	154,508	236,8
29	73 M. KOFLER	AUT	D34G Racing	Ducati Panigale V2	*	1'33.915	3.738	0.180	22	154,212	239,5
30	16 Y. OKAYA	JPN	ProDina Kawasaki Racing	Kawasaki ZX-6R	*	1'34.259	4.082	0.344	20	153,649	237,4
----- Out 105% in this Session -----											
31	98 M. ABE	JPN	VFT Racing WEBIKE Yamaha	Yamaha YZF R6	*	1'34.999	4.822	0.740	22	152,452	232,3
32	7 A. NORRODIN	MAS	PETRONAS MIE Racing Honda Team	Honda CBR600RR		1'36.237	6.060	1.238	8	150,491	235,3

Qualifying Lap Time (105% of 1'30.177): 1'34.686

* WorldSSP Challenge

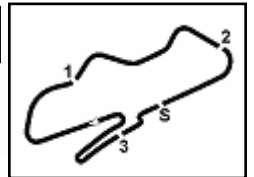
AIR	Humidity:	69%	Temp:	17°C
TRACK	Condition:	Dry	Temp:	21°C

Records	Pole	(QP)	2015	K.Sofuoglu	1'29.925	161,050	Km/h
	Race	(RC)	2015	J.Cluzel	1'30.425	160,160	Km/h
	All Times	(QP)	2015	K.Sofuoglu	1'29.925	161,050	Km/h

Start 30/06/2023 11:25 End 12:26 The results are provisional until the end of the time limit for protests and appeals and the completion of the technical checks.

These data/results cannot be reproduced, stored and/or transmitted in whole or in part by any manner of electronic, mechanical, photocopying, recording, broadcasting or otherwise now known or herein after developed without the previous express consent by the copyright owner, except for reproduction in daily press and regular printed publications on sale to the public within 60 days of the event related to those data/results and always provided that copyright symbol appears together as follows below.

© DORNA WSBK ORGANIZATION Srl 2023



Prosecco DOC UK Round, 30 June - 2 July 2023
Results Free Practice 1st Session

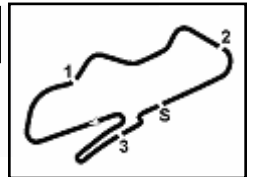
Session Highlights

Local Time	No. Rider	Description
11.25.00		Start
11.25.05		WorldSSP Pit Intervention Time: 1min 3secs
11.27.13	27 A. DIAZ	Technical Problem - Re-Joined - Turn 12
11.27.49	62 S. MANZI	Current Lap Cancelled - Exceeded Track Limits - Turn 4
11.30.46	25 A. VERDOIA	Crashed - Turn 3
11.32.11		32 MUST TURN RACELINK ON - 68 MUST CHECK RACELINK GPS (NOT WORKING)
11.33.54	4 H. TRUELOVE	Lap Cancelled [1'34.865] - Yellow Flag - Turn 3
11.33.59	7 A. NORRODIN	Lap Cancelled [1'36.550] - Yellow Flag - Turn 3
11.34.04	54 B. SOFUOGLU	Lap Cancelled [1'33.955] - Yellow Flag - Turn 3
11.34.09	27 A. DIAZ	Lap Cancelled [1'39.611] - Yellow Flag - Turn 3
11.34.14	17 J. MCPHEE	Lap Cancelled [4'11.623] - Yellow Flag - Turn 3
11.34.15	71 T. EDWARDS	Lap Cancelled [1'41.791] - Exceeded Track Limits - Turn 9
11.34.19	14 L. MAHIAS	Lap Cancelled [1'33.798] - Yellow Flag - Turn 3
11.34.25	11 N. BULEGA	Lap Cancelled [1'34.044] - Yellow Flag - Turn 3
11.34.29	99 A. HUERTAS	Lap Cancelled [1'33.084] - Yellow Flag - Turn 3
11.34.34	27 A. DIAZ	Lap Cancelled [1'39.611] - Yellow Flag - Turn 3
11.34.39	98 M. ABE	Lap Cancelled [1'39.172] - Yellow Flag - Turn 3
11.34.45	9 J. NAVARRO	Lap Cancelled [1'35.493] - Yellow Flag - Turn 3
11.34.50	55 Y. MONTELLA	Lap Cancelled [1'33.985] - Yellow Flag - Turn 3
11.34.55	23 M. SCHROETTER	Lap Cancelled [1'33.139] - Yellow Flag - Turn 3
11.34.59	3 R. DE ROSA	Lap Cancelled [1'32.254] - Yellow Flag - Turn 3
11.41.17	99 A. HUERTAS	Lap Cancelled [1'40.844] - Exceeded Track Limits - Turn 9
11.41.25	4 H. TRUELOVE	Lap Cancelled [1'50.211] - Exceeded Track Limits - Turn 9
11.48.57	71 T. EDWARDS	Current Lap Cancelled - Exceeded Track Limits - Turn 9
11.51.26	7 A. NORRODIN	Technical Problem - Turn 5
11.54.05	94 V. DEBISE	Current Lap Cancelled - Exceeded Track Limits - Turn 4
11.54.55	99 A. HUERTAS	Lap Cancelled [1'36.084] - Exceeded Track Limits - Turn 9
11.55.15	32 O. BAYLISS	Current Lap Cancelled - Exceeded Track Limits - Turn 7
11.56.16	71 T. EDWARDS	Crashed - Turn 5
11.59.27	27 A. DIAZ	On the Gravel - Re-Joined - Turn 8
12.00.12	55 Y. MONTELLA	Lap Cancelled [10'28.606] - Yellow Flag - Turn 6
12.00.17	66 N. TUULI	Lap Cancelled [1'32.156] - Yellow Flag - Turn 6
12.00.22	66 N. TUULI	Lap Cancelled [1'32.156] - Yellow Flag - Turn 6
12.00.26		RED FLAG
12.00.27	68 L. POWER	Lap Cancelled [1'33.284] - Yellow Flag - Turn 6
12.00.32	32 O. BAYLISS	Lap Cancelled [1'38.648] - Yellow Flag - Turn 6
12.00.37	62 S. MANZI	Lap Cancelled [1'31.103] - Yellow Flag - Turn 6
12.00.40	54 B. SOFUOGLU	Crashed - Turn 10
12.00.42	73 M. KOFLER	Lap Cancelled [1'37.296] - Yellow Flag - Turn 6
12.00.47	64 F. CARICASULO	Lap Cancelled [1'34.298] - Yellow Flag - Turn 6
12.00.52	11 N. BULEGA	Lap Cancelled [1'31.375] - Yellow Flag - Turn 6
12.00.57	99 A. HUERTAS	Lap Cancelled [1'36.911] - Yellow Flag - Turn 6
12.01.02	95 T. MACKENZIE	Lap Cancelled [11'49.284] - Yellow Flag - Turn 6
12.01.07	23 M. SCHROETTER	Lap Cancelled [9'59.224] - Yellow Flag - Turn 6
12.01.12	3 R. DE ROSA	Lap Cancelled [1'30.883] - Yellow Flag - Turn 6
12.01.17	22 F. FULIGNI	Lap Cancelled [1'33.318] - Yellow Flag - Turn 6
12.01.22	27 A. DIAZ	Lap Cancelled [1'34.334] - Yellow Flag - Turn 6
12.03.38	54 B. SOFUOGLU	Medical Centre
12.13.00		Session Restart
12.15.20	19 A. MANTOVANI	Crashed - Turn 5
12.16.16	19 A. MANTOVANI	Medical Centre
12.16.55	17 J. MCPHEE	Lap Cancelled [1'34.718] - Exceeded Track Limits - Turn 10
12.17.37	4 H. TRUELOVE	Lap Cancelled [1'33.303] - Exceeded Track Limits - Turn 9
12.18.26	23 M. SCHROETTER	Lap Cancelled [1'37.760] - Yellow Flag - Turn 6
12.18.31	73 M. KOFLER	Lap Cancelled [1'33.933] - Yellow Flag - Turn 6
12.18.36	9 J. NAVARRO	Lap Cancelled [1'34.518] - Yellow Flag - Turn 6

30/06/2023 Start 11:25 End 12:26 The results are provisional until the end of the time limit for protests and appeals and the completion of the technical checks.

These data/results cannot be reproduced, stored and/or transmitted in whole or in part by any manner of electronic, mechanical, photocopying, recording, broadcasting or otherwise now known or herein after developed without the previous express consent by the copyright owner, except for reproduction in daily press and regular printed publications on sale to the public within 60 days of the event related to those data/results and always provided that copyright symbol appears together as follows below.

© DORNA WSBK ORGANIZATION Srl 2023



Prosecco DOC UK Round, 30 June - 2 July 2023

Results Free Practice 1st Session

12.18.41	16	Y. OKAYA	Lap Cancelled [1'34.448] - Yellow Flag - Turn 6
12.18.46	98	M. ABE	Lap Cancelled [1'35.808] - Yellow Flag - Turn 6
12.18.51	66	N. TUULI	Lap Cancelled [1'32.171] - Yellow Flag - Turn 6
12.18.56	4	H. TRUELOVE	Lap Cancelled [1'33.303] - Yellow Flag - Turn 6
12.19.01	3	R. DE ROSA	Lap Cancelled [1'32.468] - Yellow Flag - Turn 6
12.19.06	22	F. FULIGNI	Lap Cancelled [1'32.744] - Yellow Flag - Turn 6
12.19.11	68	L. POWER	Lap Cancelled [1'43.387] - Yellow Flag - Turn 6
12.19.16	17	J. MCPHEE	Lap Cancelled [1'34.718] - Yellow Flag - Turn 6
12.19.21	95	T. MACKENZIE	Lap Cancelled [1'33.066] - Yellow Flag - Turn 6
12.19.26	11	N. BULEGA	Lap Cancelled [1'30.907] - Yellow Flag - Turn 6
12.19.31	55	Y. MONTELLA	Lap Cancelled [1'31.081] - Yellow Flag - Turn 6
12.19.36	64	F. CARICASULO	Lap Cancelled [1'31.615] - Yellow Flag - Turn 6
12.19.41	14	L. MAHIAS	Lap Cancelled [1'31.423] - Yellow Flag - Turn 6
12.20.35	66	N. TUULI	Lap Cancelled [1'33.247] - Exceeded Track Limits - Turn 10
12.20.46	62	S. MANZI	On the Gravel - Re-Joined - Turn 12
12.23.05	95	T. MACKENZIE	Current Lap Cancelled - Exceeded Track Limits - Turn 10
12.23.20	98	M. ABE	Lap Cancelled [1'42.042] - Exceeded Track Limits - Turn 9
12.25.44	66	N. TUULI	Lap Cancelled [1'30.790] - Exceeded Track Limits - Turn 10
12.26.01			End Of Session

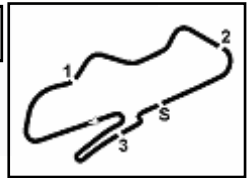
Fastest Laps Sequence

No.	Rider	Nat	Team	Bike	Local Time	Time	Gap	Avg
94	V. DEBISE	FRA	GMT94 Yamaha	Yamaha YZF R6	11:28'21.995	1'33.211		155,377
62	S. MANZI	ITA	Ten Kate Racing Yamaha	Yamaha YZF R6	11:29'53.728	1'32.291	-0.920	156,925
62	S. MANZI	ITA	Ten Kate Racing Yamaha	Yamaha YZF R6	11:31'25.223	1'31.495	-0.796	158,291
94	V. DEBISE	FRA	GMT94 Yamaha	Yamaha YZF R6	11:32'57.737	1'31.462	-0.033	158,348
62	S. MANZI	ITA	Ten Kate Racing Yamaha	Yamaha YZF R6	11:34'27.944	1'30.998	-0.464	159,155
62	S. MANZI	ITA	Ten Kate Racing Yamaha	Yamaha YZF R6	11:35'58.807	1'30.863	-0.135	159,392
62	S. MANZI	ITA	Ten Kate Racing Yamaha	Yamaha YZF R6	11:37'29.342	1'30.535	-0.328	159,969
62	S. MANZI	ITA	Ten Kate Racing Yamaha	Yamaha YZF R6	11:38'59.580	1'30.238	-0.297	160,496
55	Y. MONTELLA	ITA	Barni Spark Racing Team	Ducati Panigale V2	12:21'33.453	1'30.192	-0.046	160,577
62	S. MANZI	ITA	Ten Kate Racing Yamaha	Yamaha YZF R6	12:23'52.584	1'30.177	-0.015	160,604

Start 11:25 End 12:26 The results are provisional until the end of the time limit for protests and appeals and the completion of the technical checks.

These data/results cannot be reproduced, stored and/or transmitted in whole or in part by any manner of electronic, mechanical, photocopying, recording, broadcasting or otherwise now known or herein after developed without the previous express consent by the copyright owner, except for reproduction in daily press and regular printed publications on sale to the public within 60 days of the event related to those data/results and always provided that copyright symbol appears together as follows below.

© DORNA WSBK ORGANIZATION Srl 2023



Prosecco DOC UK Round, 30 June - 2 July 2023
Best Sectors & Speed Free Practice 1st Session

Donington Park 4.023 m

BEST LAP		
1	62 S. MANZI	Yamaha YZF R6 1'30.177
2	55 Y. MONTELLA	Ducati Panigale V2 1'30.192
3	11 N. BULEGA	Ducati Panigale V2 1'30.430
4	64 F. CARICASULO	Ducati Panigale V2 1'30.449
5	69 T. BOOTH-AMOS	Kawasaki ZX-6R 1'30.529
6	14 L. MAHIAS	Kawasaki ZX-6R 1'30.711
7	99 A. HUERTAS	Kawasaki ZX-6R 1'30.745
8	3 R. DE ROSA	Ducati Panigale V2 1'30.909
9	66 N. TUULI	Triumph Street Triple RS 765 1'30.980
10	94 V. DEBISE	Yamaha YZF R6 1'31.002
11	23 M. SCHROETTER	MV Agusta F3 800 RR 1'31.188
12	32 O. BAYLISS	Ducati Panigale V2 1'31.264
13	54 B. SOFUOGLU	MV Agusta F3 800 RR 1'31.471
14	28 G. VAN STRAALLEN	Yamaha YZF R6 1'31.499
15	9 J. NAVARRO	Yamaha YZF R6 1'31.615
16	22 F. FULIGNI	Ducati Panigale V2 1'31.753
17	29 N. SPINELLI	Yamaha YZF R6 1'31.799
18	34 R. IRWIN	Suzuki GSKR750 1'31.864
19	15 E. MCMANUS	Triumph Street Triple RS 765 1'31.994
20	51 A. SARMOON	Yamaha YZF R6 1'32.134
21	19 A. MANTOVANI	Yamaha YZF R6 1'32.530
22	71 T. EDWARDS	Yamaha YZF R6 1'32.541
23	27 A. DIAZ	Yamaha YZF R6 1'32.545
24	17 J. MCPHEE	Kawasaki ZX-6R 1'32.582
25	95 T. MACKENZIE	Honda CBR600RR 1'32.707
26	4 H. TRUELOVE	Triumph Street Triple RS 765 1'33.018
27	68 L. POWER	Kawasaki ZX-6R 1'33.258
28	25 A. VERDOIA	Yamaha YZF R6 1'33.735
29	73 M. KOFLER	Ducati Panigale V2 1'33.915
30	16 Y. OKAYA	Kawasaki ZX-6R 1'34.259
31	98 M. ABE	Yamaha YZF R6 1'34.999
32	7 A. NORRODIN	Honda CBR600RR 1'36.237

SPEED		
1	54 B. SOFUOGLU	MV Agusta F3 800 RR 244,3
2	32 O. BAYLISS	Ducati Panigale V2 243,2
3	22 F. FULIGNI	Ducati Panigale V2 242,7
4	23 M. SCHROETTER	MV Agusta F3 800 RR 242,7
5	62 S. MANZI	Yamaha YZF R6 242,2
6	64 F. CARICASULO	Ducati Panigale V2 241,6
7	11 N. BULEGA	Ducati Panigale V2 241,6
8	71 T. EDWARDS	Yamaha YZF R6 241,1
9	55 Y. MONTELLA	Ducati Panigale V2 241,1
10	9 J. NAVARRO	Yamaha YZF R6 241,1
11	15 E. MCMANUS	Triumph Street Triple RS 765 240,5
12	94 V. DEBISE	Yamaha YZF R6 240,0
13	3 R. DE ROSA	Ducati Panigale V2 239,5
14	66 N. TUULI	Triumph Street Triple RS 765 239,5
15	69 T. BOOTH-AMOS	Kawasaki ZX-6R 239,5
16	73 M. KOFLER	Ducati Panigale V2 239,5
17	19 A. MANTOVANI	Yamaha YZF R6 239,5
18	4 H. TRUELOVE	Triumph Street Triple RS 765 238,4
19	28 G. VAN STRAALLEN	Yamaha YZF R6 238,4
20	99 A. HUERTAS	Kawasaki ZX-6R 238,4
21	34 R. IRWIN	Suzuki GSKR750 238,4
22	51 A. SARMOON	Yamaha YZF R6 238,4
23	27 A. DIAZ	Yamaha YZF R6 237,4
24	17 J. MCPHEE	Kawasaki ZX-6R 237,4
25	16 Y. OKAYA	Kawasaki ZX-6R 237,4
26	29 N. SPINELLI	Yamaha YZF R6 236,8
27	25 A. VERDOIA	Yamaha YZF R6 236,8
28	14 L. MAHIAS	Kawasaki ZX-6R 236,3
29	95 T. MACKENZIE	Honda CBR600RR 235,8
30	7 A. NORRODIN	Honda CBR600RR 235,3
31	68 L. POWER	Kawasaki ZX-6R 235,3
32	98 M. ABE	Yamaha YZF R6 232,3

SEG. 1	
1	55 Y. MONTELLA 19.219
2	11 N. BULEGA 19.312
3	69 T. BOOTH-AMOS 19.329
4	14 L. MAHIAS 19.347
5	62 S. MANZI 19.349
6	66 N. TUULI 19.356
7	94 V. DEBISE 19.382
8	99 A. HUERTAS 19.391
9	3 R. DE ROSA 19.479
10	64 F. CARICASULO 19.483
11	34 R. IRWIN 19.516
12	15 E. MCMANUS 19.556
13	23 M. SCHROETTER 19.570
14	29 N. SPINELLI 19.573
15	28 G. VAN STRAALLEN 19.606
16	32 O. BAYLISS 19.607
17	54 B. SOFUOGLU 19.611
18	22 F. FULIGNI 19.623
19	71 T. EDWARDS 19.657
20	51 A. SARMOON 19.686
21	9 J. NAVARRO 19.688
22	17 J. MCPHEE 19.701
23	19 A. MANTOVANI 19.740
24	95 T. MACKENZIE 19.836
25	4 H. TRUELOVE 19.900
26	27 A. DIAZ 19.915
27	68 L. POWER 19.990
28	16 Y. OKAYA 20.044
29	25 A. VERDOIA 20.076
30	73 M. KOFLER 20.219
31	98 M. ABE 20.280
32	7 A. NORRODIN 20.653

SEG. 2	
1	62 S. MANZI 24.602
2	55 Y. MONTELLA 24.603
3	99 A. HUERTAS 24.644
4	69 T. BOOTH-AMOS 24.667
5	64 F. CARICASULO 24.702
6	11 N. BULEGA 24.726
7	3 R. DE ROSA 24.755
8	94 V. DEBISE 24.784
9	66 N. TUULI 24.824
10	14 L. MAHIAS 24.838
11	32 O. BAYLISS 24.862
12	23 M. SCHROETTER 24.946
13	28 G. VAN STRAALLEN 24.954
14	29 N. SPINELLI 25.032
15	22 F. FULIGNI 25.076
16	54 B. SOFUOGLU 25.128
17	15 E. MCMANUS 25.137
18	9 J. NAVARRO 25.145
19	51 A. SARMOON 25.174
20	34 R. IRWIN 25.195
21	4 H. TRUELOVE 25.207
22	71 T. EDWARDS 25.217
23	19 A. MANTOVANI 25.223
24	68 L. POWER 25.310
25	17 J. MCPHEE 25.327
26	95 T. MACKENZIE 25.358
27	73 M. KOFLER 25.418
28	27 A. DIAZ 25.450
29	25 A. VERDOIA 25.652
30	16 Y. OKAYA 25.713
31	98 M. ABE 25.808
32	7 A. NORRODIN 26.097

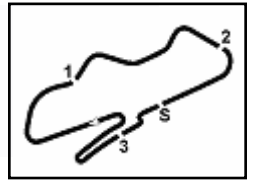
SEG. 3	
1	64 F. CARICASULO 22.793
2	14 L. MAHIAS 22.812
3	62 S. MANZI 22.822
4	99 A. HUERTAS 22.847
5	69 T. BOOTH-AMOS 22.878
6	55 Y. MONTELLA 22.879
7	11 N. BULEGA 22.897
8	3 R. DE ROSA 22.964
9	4 H. TRUELOVE 23.011
10	94 V. DEBISE 23.032
11	51 A. SARMOON 23.047
12	54 B. SOFUOGLU 23.056
13	23 M. SCHROETTER 23.066
14	32 O. BAYLISS 23.072
15	9 J. NAVARRO 23.081
16	66 N. TUULI 23.103
17	34 R. IRWIN 23.169
18	28 G. VAN STRAALLEN 23.208
19	15 E. MCMANUS 23.215
20	22 F. FULIGNI 23.324
21	19 A. MANTOVANI 23.361
22	29 N. SPINELLI 23.417
23	71 T. EDWARDS 23.426
24	27 A. DIAZ 23.454
25	95 T. MACKENZIE 23.470
26	68 L. POWER 23.493
27	25 A. VERDOIA 23.495
28	17 J. MCPHEE 23.542
29	73 M. KOFLER 23.654
30	16 Y. OKAYA 23.751
31	98 M. ABE 24.244
32	7 A. NORRODIN 24.345

SEG. 4	
1	11 N. BULEGA 23.243
2	64 F. CARICASULO 23.295
3	62 S. MANZI 23.296
4	3 R. DE ROSA 23.381
5	66 N. TUULI 23.435
6	54 B. SOFUOGLU 23.475
7	14 L. MAHIAS 23.476
8	55 Y. MONTELLA 23.484
9	23 M. SCHROETTER 23.488
10	94 V. DEBISE 23.490
11	32 O. BAYLISS 23.492
12	69 T. BOOTH-AMOS 23.514
13	99 A. HUERTAS 23.519
14	9 J. NAVARRO 23.632
15	51 A. SARMOON 23.649
16	27 A. DIAZ 23.664
17	22 F. FULIGNI 23.686
18	28 G. VAN STRAALLEN 23.699
19	29 N. SPINELLI 23.709
20	15 E. MCMANUS 23.786
21	19 A. MANTOVANI 23.820
22	71 T. EDWARDS 23.837
23	34 R. IRWIN 23.855
24	17 J. MCPHEE 23.894
25	95 T. MACKENZIE 23.927
26	68 L. POWER 24.081
27	73 M. KOFLER 24.151
28	16 Y. OKAYA 24.212
29	4 H. TRUELOVE 24.234
30	25 A. VERDOIA 24.317
31	98 M. ABE 24.494
32	7 A. NORRODIN 25.070

30/06/2023

These data/results cannot be reproduced, stored and/or transmitted in whole or in part by any manner of electronic, mechanical, photocopying, recording, broadcasting or otherwise now known or herein after developed without the previous express consent by the copyright owner, except for reproduction in daily press and regular printed publications on sale to the public within 60 days of the event related to those data/results and always provided that copyright symbol appears together as follows below.

© DORNA WSBK ORGANIZATION Srl 2023



Donington Park 4.023 m

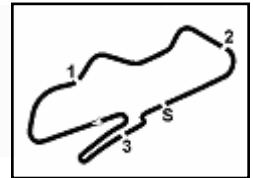
Prosecco DOC UK Round, 30 June - 2 July 2023
Ideal Times Free Practice 1st Session

No. Rider	Nat	Bike	Seg. 1 Diff. 1	Seg. 2 Diff. 2	Seg. 3 Diff. 3	Seg. 4 Diff. 4	Ideal Time Best Lap	Pos.	Diff.
1 62 S. MANZI	ITA	Yamaha YZF R6	19.349 +0.084	24.602 +0.024	22.822	23.296	1'30.069 1'30.177	1	0.108
2 11 N. BULEGA	ITA	Ducati Panigale V2	19.312 +0.116	24.726 +0.013	22.897 +0.068	23.243 +0.055	1'30.178 1'30.430	3	0.252
3 55 Y. MONTELLA	ITA	Ducati Panigale V2	19.219 +0.007	24.603	22.879	23.484	1'30.185 1'30.192	2	0.007
4 64 F. CARICASULO	ITA	Ducati Panigale V2	19.483 +0.025	24.702	22.793 +0.030	23.295 +0.121	1'30.273 1'30.449	4	0.176
5 69 T. BOOTH-AMOS	GBR	Kawasaki ZX-6R	19.329	24.667 +0.048	22.878 +0.022	23.514 +0.071	1'30.388 1'30.529	5	0.141
6 99 A. HUERTAS	ESP	Kawasaki ZX-6R	19.391	24.644	22.847 +0.214	23.519 +0.130	1'30.401 1'30.745	7	0.344
7 14 L. MAHIAS	FRA	Kawasaki ZX-6R	19.347 +0.071	24.838	22.812	23.476 +0.167	1'30.473 1'30.711	6	0.238
8 3 R. DE ROSA	ITA	Ducati Panigale V2	19.479 +0.107	24.755 +0.070	22.964	23.381 +0.153	1'30.579 1'30.909	8	0.330
9 94 V. DEBISE	FRA	Yamaha YZF R6	19.382	24.784 +0.110	23.032 +0.204	23.490	1'30.688 1'31.002	10	0.314
10 66 N. TUULI	FIN	Triumph Street Triple RS 765	19.356 +0.121	24.824 +0.089	23.103 +0.052	23.435	1'30.718 1'30.980	9	0.262
11 32 D. BAYLISS	AUS	Ducati Panigale V2	19.607 +0.080	24.862 +0.098	23.072 +0.053	23.492	1'31.033 1'31.264	12	0.231
12 23 M. SCHROETTER	GER	MV Agusta F3 800 RR	19.570	24.946 +0.056	23.066	23.488 +0.062	1'31.070 1'31.188	11	0.118
13 54 B. SOFUOGLU	TUR	MV Agusta F3 800 RR	19.611 +0.034	25.128 +0.167	23.056	23.475	1'31.270 1'31.471	13	0.201
14 28 G. VAN STRAALEN	NED	Yamaha YZF R6	19.606	24.954 +0.032	23.208	23.699	1'31.467 1'31.499	14	0.032
15 9 J. NAVARRO	ESP	Yamaha YZF R6	19.688 +0.055	25.145	23.081	23.632 +0.014	1'31.546 1'31.615	15	0.069
16 51 A. SARMOON	THA	Yamaha YZF R6	19.686 +0.121	25.174 +0.286	23.047 +0.171	23.649	1'31.556 1'32.134	20	0.578
17 15 E. MCMANUS	IRL	Triumph Street Triple RS 765	19.556	25.137	23.215 +0.024	23.786 +0.276	1'31.694 1'31.994	19	0.300
18 22 F. FULIGNI	ITA	Ducati Panigale V2	19.623	25.076 +0.039	23.324	23.686 +0.005	1'31.709 1'31.753	16	0.044
19 29 N. SPINELLI	ITA	Yamaha YZF R6	19.573	25.032	23.417	23.709 +0.068	1'31.731 1'31.799	17	0.068
20 34 R. IRWIN	IRL	Suzuki GSXR750	19.516 +0.061	25.195	23.169 +0.068	23.855	1'31.735 1'31.864	18	0.129
21 71 T. EDWARDS	AUS	Yamaha YZF R6	19.657 +0.283	25.217 +0.069	23.426 +0.052	23.837	1'32.137 1'32.541	22	0.404
22 19 A. MANTOVANI	ITA	Yamaha YZF R6	19.740	25.223 +0.078	23.361 +0.133	23.820 +0.175	1'32.144 1'32.530	21	0.386
23 4 H. TRUELOVE	GBR	Triumph Street Triple RS 765	19.900 +0.122	25.207	23.011 +0.531	24.234 +0.013	1'32.352 1'33.018	26	0.666
24 17 J. MCPHEE	GBR	Kawasaki ZX-6R	19.701 +0.045	25.327	23.542 +0.073	23.894	1'32.464 1'32.582	24	0.118
25 27 A. DIAZ	ESP	Yamaha YZF R6	19.915	25.450	23.454 +0.062	23.664	1'32.483 1'32.545	23	0.062
26 95 T. MACKENZIE	GBR	Honda CBR600RR	19.836 +0.023	25.358 +0.031	23.470	23.927 +0.062	1'32.591 1'32.707	25	0.116
27 68 L. POWER	AUS	Kawasaki ZX-6R	19.990 +0.016	25.310 +0.043	23.493 +0.052	24.081 +0.273	1'32.874 1'33.258	27	0.384
28 73 M. KOFLER	AUT	Ducati Panigale V2	20.219 +0.110	25.418 +0.189	23.654 +0.174	24.151	1'33.442 1'33.915	29	0.473
29 25 A. VERDOIA	FRA	Yamaha YZF R6	20.076 +0.195	25.652	23.495	24.317	1'33.540 1'33.735	28	0.195
30 16 Y. OKAYA	JPN	Kawasaki ZX-6R	20.044 +0.221	25.713 +0.150	23.751	24.212 +0.168	1'33.720 1'34.259	30	0.539
31 98 M. ABE	JPN	Yamaha YZF R6	20.280 +0.082	25.808 +0.072	24.244 +0.019	24.494	1'34.826 1'34.999	31	0.173
32 7 A. NORRODIN	MAS	Honda CBR600RR	20.653	26.097	24.345 +0.071	25.070 +0.001	1'36.165 1'36.237	32	0.072
Overall Ideal Time			19.219	24.602	22.793	23.243	1'29.857		

30/06/2023
These data/results cannot be reproduced, stored and/or transmitted in whole or in part by any manner of electronic, mechanical, photocopying, recording, broadcasting or otherwise now known or herein after developed without the previous express consent by the copyright owner, except for reproduction in daily press and regular printed publications on sale to the public within 60 days of the event related to those data/results and always provided that copyright symbol appears together as follows below.
© DORNA WSBK ORGANIZATION Srl 2023

FIGR PERUGIA TIMING





Prosecco DOC UK Round, 30 June - 2 July 2023
Chronological Analysis Free Practice 1st Session

1° 62 S. MANZI [1'30.177]							
Lap	Seg1	Seg2	Seg3	Seg4	Lap Time	km/h	Local Time
1		27.472	23.885	24.419		237,9	11:26'47.962
2	20.225	25.718	23.387	24.145	1'33.475C	235,3	11:28'21.437
3	20.075	25.167	23.340	23.709	1'32.291	236,8	11:29'53.728
4	19.700	24.999	23.215	23.581	1'31.495	236,3	11:31'25.223
5	19.637	24.982	23.120	23.984	1'31.723	236,8	11:32'56.946
6	19.453	24.754	23.069	23.722	1'30.998	238,4	11:34'27.944
7	19.563	24.825	22.943	23.532	1'30.863	238,4	11:35'58.807
8	19.457	24.789	22.899	23.390	1'30.535	242,2	11:37'29.342
9	19.443	24.641	22.839	23.315	1'30.238	238,9	11:38'59.580
10	19.527	24.703	22.823	23.383	1'30.436	240,0	11:40'30.016
11	19.349	32.498	25.296	29.050	1'46.193P	209,7	11:42'16.209
12	10'58.058	25.550	23.274	23.677	12'10.559P	235,3	11:54'26.768
13	19.549	25.492	23.101	23.420	1'31.562	236,8	11:55'58.330
14	19.592	25.147	22.947	23.417	1'31.103C	236,8	11:57'29.433
15	19.506	24.908	22.984	23.460	1'30.858	238,9	11:59'00.291
16	19.524	24.823	23.055	23.459	1'30.861C	237,9	12:00'31.152
17	22.982	28.440	30.654	30.139	1'52.215CP	179,4	12:02'23.367
18	10'58.960	25.187	23.292	23.620	12'11.059P	234,3	12:14'34.426
19	19.658	24.856	23.082	23.468	1'31.064	238,4	12:16'05.490
20	19.489	24.703	23.011	23.333	1'30.536	237,4	12:17'36.026
21	19.405	24.837	22.995	23.405	1'30.642	237,4	12:19'06.668
22	19.453	24.602	22.966	36.538	1'43.559	237,9	12:20'50.227
23	20.480	25.071	23.022	23.607	1'32.180	241,1	12:22'22.440
24	19.433	24.626	22.822	23.296	1'30.177	238,9	12:23'52.584

9	19.460	24.800	23.033	23.498	1'30.791	238,9	11:41'19.894
10	19.592	24.848	22.897	23.554	1'30.891	240,5	11:42'50.785
11	19.366	25.019	23.022	23.456	1'30.863	237,4	11:44'21.648
12	19.389	27.053	24.282	29.316	1'40.040P	228,3	11:46'01.688
13	7'22.840	25.153	23.229	23.578	8'34.800P	237,4	11:54'36.488
14	19.334	24.916	22.956	23.402	1'30.608	238,9	11:56'07.096
15	19.483	24.945	23.224	23.723	1'31.375C	238,4	11:57'38.471
16	19.438	24.726	22.919	23.468	1'30.551	238,9	11:59'09.022
17	19.412	24.843	24.448	31.129	1'39.832CP	241,6	12:00'48.854
18	13'29.034	25.378	23.474	23.615	14'41.501P	237,4	12:15'30.355
19	19.462	24.930	23.155	23.360	1'30.907C	238,4	12:17'01.262
20	19.312	24.866	23.081	23.502	1'30.761	237,9	12:18'32.023
21	19.395	24.807	22.948	23.392	1'30.542	238,9	12:20'02.565
22	19.428	24.739	22.965	23.298	1'30.430	240,5	12:21'32.995
23	19.430	24.816	23.064	23.243	1'30.553	239,5	12:23'03.548

2° 55 Y. MONTELLA [1'30.192]							
Lap	Seg1	Seg2	Seg3	Seg4	Lap Time	km/h	Local Time
1		27.394	27.472	25.675		215,6	11:27'42.207
2	20.456	26.019	23.806	24.469	1'34.750	234,8	11:29'16.957
3	20.176	25.601	23.768	24.325	1'33.870	236,3	11:30'50.827
4	20.316	25.540	23.462	24.667	1'33.985C	234,3	11:32'24.812
5	20.151	25.727	23.689	24.167	1'33.734	238,9	11:33'58.546
6	19.913	25.173	23.138	24.006	1'32.230	238,9	11:35'30.776
7	19.777	25.372	23.304	24.178	1'32.631	238,4	11:37'03.407
8	19.673	25.307	23.353	24.202	1'32.535	239,5	11:38'35.942
9	19.602	25.769	23.214	23.907	1'32.492	237,4	11:40'08.434
10	19.633	39.838	24.900	24.371	1'48.742	233,3	11:41'57.176
11	19.759	25.001	23.023	23.871	1'31.654	235,8	11:43'28.830
12	19.530	25.103	23.107	23.897	1'31.637	237,4	11:45'00.467
13	19.555	25.093	23.332	28.882	1'36.862P	236,8	11:46'37.329
14	9'12.649	26.747	24.043	25.167	10'28.606CP	233,3	11:57'05.935
15	19.824	25.115	23.811	24.061	1'32.811	233,8	11:58'38.746
16	19.661	24.968	23.336	24.226	1'32.191	235,3	12:00'10.937
17	19.647	26.491	27.718	31.069	1'44.925CP	234,8	12:01'55.862
18	12'22.314	25.321	23.528	23.955	13'35.118P	235,3	12:15'30.980
19	19.507	24.918	23.002	23.654	1'31.081C	238,4	12:17'02.061
20	19.336	24.807	22.885	23.639	1'30.667	238,4	12:18'32.728
21	19.284	24.772	22.978	23.499	1'30.533	239,5	12:20'03.261
22	19.226	24.603	22.879	23.484	1'30.192	240,5	12:21'33.453
23	19.219	24.816	22.962	23.567	1'30.564	241,1	12:23'04.017

4° 64 F. CARICASULO [1'30.449]							
Lap	Seg1	Seg2	Seg3	Seg4	Lap Time	km/h	Local Time
1		27.848	24.382	25.260		237,9	11:27'03.464
2	20.748	26.590	24.845	24.600	1'36.783	234,8	11:28'40.247
3	20.101	26.014	23.702	23.882	1'33.699	237,9	11:30'13.946
4	20.058	25.735	23.349	23.905	1'33.047	240,0	11:31'46.993
5	20.472	25.449	23.407	23.845	1'33.173	237,4	11:33'20.166
6	19.870	25.192	23.141	23.621	1'31.824	237,9	11:34'51.990
7	19.852	25.189	22.879	23.525	1'31.445	238,9	11:36'23.435
8	19.839	24.967	22.962	23.503	1'31.271	241,6	11:37'54.706
9	19.644	24.987	22.821	23.295	1'30.747	239,5	11:39'25.453
10	20.476	25.292	23.190	30.721	1'39.679P	236,8	11:41'05.132
11	7'42.936	25.668	23.232	23.566	8'55.402P	238,4	11:50'00.534
12	19.914	24.898	23.069	23.503	1'31.384	237,9	11:51'31.918
13	19.907	25.159	22.982	23.345	1'31.393	237,4	11:53'03.311
14	19.669	24.889	23.311	23.386	1'31.255	237,4	11:54'34.566
15	19.559	24.954	22.793	23.587	1'30.893	238,4	11:56'05.459
16	19.849	25.973	24.814	23.662	1'34.298C	236,8	11:57'39.757
17	19.508	24.702	22.823	23.416	1'30.449	237,4	11:59'10.206
18	19.504	24.704	24.621	31.449	1'40.278CP	241,6	12:00'50.484
19	13'35.872	25.877	23.275	23.659	14'48.683P	234,3	12:15'39.167
20	19.698	25.156	23.274	23.487	1'31.615C	235,8	12:17'10.782
21	19.645	24.907	22.914	23.457	1'30.923	236,3	12:18'41.705
22	19.560	24.889	23.129	23.311	1'30.889	236,3	12:20'12.594
23	19.606	24.958	22.942	23.507	1'31.013	238,4	12:21'43.607
24	19.483	24.870	22.843	23.330	1'30.526	239,5	12:23'14.133

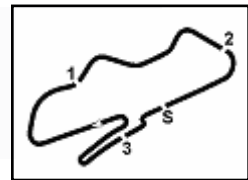
3° 11 N. BULEGA [1'30.430]							
Lap	Seg1	Seg2	Seg3	Seg4	Lap Time	km/h	Local Time
1		26.925	23.828	24.194		235,3	11:29'04.909
2	19.758	25.717	23.214	24.382	1'33.071	238,9	11:30'37.980
3	20.299	25.976	23.847	23.922	1'34.044C	240,0	11:32'12.024
4	19.683	25.216	23.109	23.798	1'31.806	238,9	11:33'43.830
5	19.693	25.055	23.184	23.973	1'31.905	238,9	11:35'15.735
6	19.607	25.027	23.000	23.579	1'31.213	240,0	11:36'46.948
7	19.719	24.790	23.069	23.477	1'31.055	238,9	11:38'18.003
8	19.675	24.898	22.971	23.556	1'31.100	239,5	11:39'49.103

5° 69 T. BOOTH-AMOS [1'30.529]							
Lap	Seg1	Seg2	Seg3	Seg4	Lap Time	km/h	Local Time
1		27.229	24.177	30.076		228,8	11:27'21.065
2	4'15.640	26.077	23.612	24.376	5'29.705P	232,8	11:32'50.770
3	19.818	25.363	23.404	23.862	1'32.447	234,8	11:34'23.217
4	19.545	25.346	23.273	24.001	1'32.165	235,8	11:35'55.382
5	19.657	25.479	23.215	24.004	1'32.355	239,5	11:37'27.737
6	19.475	24.913	23.121	23.873	1'31.382	235,3	11:38'59.119
7	19.744	24.814	23.253	23.714	1'31.525	231,3	11:40'30.644
8	19.388	24.914	22.878	23.514	1'30.694	236,3	11:42'01.338
9	19.392	24.667	22.950	23.620	1'30.629	235,3	11:43'31.967
10	19.483	25.275	24.404	30.238	1'39.400P	227,4	11:45'11.367
11	12'31.025	26.514	23.951	24.081	13'45.571P	229,8	11:58'56.938
12	19.784	25.930	25.445	24.135	1'35.294C	208,5	12:00'32.232
13	24.763	28.469	29.494	34.166	1'56.892CP	205,3	12:02'29.124
14	14'45.301	26.796	23.878	24.517	16'00.492P	230,3	12:18'29.616
15	19.522	25.059	23.432	26.491	1'34.504	235,3	12:20'04.120
16	19.483	24.849	23.035	23.628	1'30.995	236,8	12:21'35.115
17	19.329	24.715	22.900	23.585	1'30.529	236,8	12:23'05.644

30/06/2023 P = Pits In/Out - C = Lap Time Cancelled

These data/results cannot be reproduced, stored and/or transmitted in whole or in part by any manner of electronic, mechanical, photocopying, recording, broadcasting or otherwise now known or herein after developed without the previous express consent by the copyright owner, except for reproduction in daily press and regular printed publications on sale to the public within 60 days of the event related to those data/results and always provided that copyright symbol appears together as follows below.

© DORNA WSBK ORGANIZATION Srl 2023



Prosecco DOC UK Round, 30 June - 2 July 2023
Chronological Analysis Free Practice 1st Session

6° 14 L. MAHIAS [1'30.711]							
Lap	Seg.1	Seg.2	Seg.3	Seg.4	Lap Time	km/h	Local Time
1		27.072	23.850	24.968	233,3	11:27'29.744	
2	20.467	25.907	23.392	24.198	1'33.964	232,8	11:29'03.708
3	20.059	25.637	23.472	23.832	1'33.000	233,3	11:30'36.708
4	20.134	26.627	23.296	23.741	1'33.798C	232,3	11:32'10.506
5	19.600	25.643	23.255	23.787	1'32.285	233,3	11:33'42.791
6	19.480	25.210	23.156	23.694	1'31.540	234,8	11:35'14.331
7	19.477	25.223	23.241	23.638	1'31.579	232,3	11:36'45.910
8	21.864	25.231	23.052	23.862	1'34.009	235,8	11:38'19.919
9	19.613	25.002	22.919	23.671	1'31.205	236,3	11:39'51.124
10	19.418	24.838	22.812	23.643	1'30.711	235,8	11:41'21.835
11	22.326	26.478	23.698	28.827	1'41.329P	231,8	11:43'03.164
12	31'28.267	25.669	23.472	23.804	32'41.212P	230,8	12:15'44.376
13	19.540	25.105	23.129	23.649	1'31.423C	232,8	12:17'15.799
14	19.347	25.161	22.944	23.476	1'30.928	232,3	12:18'46.727
15	19.439	24.944	23.024	23.738	1'31.145	231,8	12:20'17.872
16	19.487	24.908	23.017	23.637	1'31.049	230,8	12:21'48.921
17	19.363	24.889	23.401	24.019	1'31.672	230,3	12:23'20.593

9° 66 N. TUULI [1'30.980]							
Lap	Seg.1	Seg.2	Seg.3	Seg.4	Lap Time	km/h	Local Time
1		28.010	24.485	25.072	235,3	11:27'09.539	
2	20.456	25.895	23.628	24.355	1'34.334	231,8	11:28'43.873
3	20.359	25.753	23.728	23.989	1'33.829	237,9	11:30'17.702
4	20.101	25.800	23.407	23.974	1'33.282	239,5	11:31'50.984
5	19.953	25.327	24.880	24.026	1'34.186	237,4	11:33'25.170
6	19.744	25.132	23.363	23.819	1'32.058	235,8	11:34'57.228
7	19.772	25.463	23.665	23.712	1'32.612	237,4	11:36'29.840
8	19.536	25.120	23.297	24.384	1'32.337	236,3	11:38'02.177
9	19.638	25.002	23.260	23.746	1'31.646	234,3	11:39'33.823
10	19.492	24.869	23.109	33.274	1'40.744P	236,8	11:41'14.567
11	10'10.796	25.861	23.864	24.268	11'24.789P	229,3	11:52'39.356
12	19.819	25.180	23.448	23.885	1'32.332	234,3	11:54'11.688
13	19.504	24.921	23.185	23.712	1'31.322	235,3	11:55'43.010
14	19.563	25.384	23.413	23.796	1'32.156C	235,3	11:57'15.166
15	19.505	25.169	23.463	30.268	1'38.405P	235,3	11:58'53.571
16	14'47.602	26.250	23.618	23.935	16'01.405P	234,8	12:14'54.976
17	19.688	25.257	23.339	23.887	1'32.171C	233,8	12:16'27.147
18	19.479	24.927	23.141	23.697	1'31.244	236,3	12:17'58.391
19	19.835	25.780	23.708	23.924	1'33.247C	234,8	12:19'31.638
20	19.399	25.063	23.939	24.286	1'32.687	235,8	12:21'04.325
21	19.477	24.913	23.155	23.435	1'30.980	237,4	12:22'35.305
22	19.356	24.824	23.103	23.507	1'30.790C	237,9	12:24'06.095

7° 99 A. HUERTAS [1'30.745]							
Lap	Seg.1	Seg.2	Seg.3	Seg.4	Lap Time	km/h	Local Time
1		26.546	23.823	24.477	235,3	11:29'06.542	
2	20.223	25.406	23.314	24.091	1'33.034	235,8	11:30'39.576
3	20.112	25.188	23.604	24.180	1'33.084C	237,9	11:32'12.660
4	19.744	25.052	23.099	23.895	1'31.790	237,4	11:33'44.450
5	19.548	25.005	22.878	23.941	1'31.372	236,8	11:35'15.822
6	19.640	25.117	22.962	23.816	1'31.535	238,4	11:36'47.357
7	19.678	25.089	22.926	23.957	1'31.650	235,8	11:38'19.007
8	21.076	25.680	24.145	29.943	1'40.844CP	233,8	11:39'59.851
9	11'47.525	25.476	23.744	24.113	13'00.858P	229,8	11:53'00.709
10	19.999	25.009	26.077	24.999	1'36.084C	222,7	11:54'36.793
11	19.557	25.490	22.929	23.777	1'31.753	237,4	11:56'08.546
12	20.057	25.458	23.100	28.296	1'36.911CP	236,3	11:57'45.457
13	18'54.711	25.101	23.003	23.909	20'06.724P	235,8	12:17'52.181
14	19.813	24.913	22.847	23.897	1'31.470	238,4	12:19'23.651
15	19.543	24.731	23.046	23.550	1'30.870	238,4	12:20'54.521
16	19.817	24.806	23.068	23.519	1'31.210	236,3	12:22'25.731
17	19.391	24.644	23.061	23.649	1'30.745	238,4	12:23'56.476

10° 94 V. DEBISE [1'31.002]							
Lap	Seg.1	Seg.2	Seg.3	Seg.4	Lap Time	km/h	Local Time
1		27.457	24.356	24.534	236,8	11:26'48.784	
2	20.167	25.567	23.314	24.163	1'33.211	238,4	11:28'21.995
3	19.803	25.183	23.403	23.923	1'32.312	239,5	11:29'54.307
4	19.830	25.133	23.190	23.815	1'31.968	237,9	11:31'26.275
5	19.578	25.006	23.083	23.795	1'31.462	240,0	11:32'57.737
6	19.511	25.757	23.676	23.757	1'32.701	238,9	11:34'30.438
7	19.794	25.042	23.857	23.580	1'32.273	237,4	11:36'02.711
8	19.654	25.011	23.214	23.960	1'31.839	238,9	11:37'34.550
9	19.659	24.934	23.032	23.874	1'31.499	240,0	11:39'06.049
10	19.666	25.013	23.304	23.595	1'31.578	238,4	11:40'37.627
11	19.728	25.539	23.335	27.781	1'36.383P	237,4	11:42'14.010
12	6'44.082	25.355	23.318	23.828	7'56.583P	234,3	11:50'10.593
13	19.791	25.119	23.474	23.864	1'32.248	235,8	11:51'42.841
14	19.754	25.077	23.182	23.820	1'31.833	237,4	11:53'14.674
15	19.556	25.487	23.370	23.752	1'32.165C	235,3	11:54'46.839
16	19.718	25.220	23.383	27.528	1'35.849P	235,8	11:56'22.688
17	3'20.242	28.079	25.120	29.235	4'42.676CP	233,8	12:01'05.364
18	12'17.718	25.487	23.282	24.163	13'30.650P	238,4	12:14'36.014
19	19.611	24.863	23.169	23.564	1'31.207	236,3	12:16'07.221
20	19.382	24.894	23.236	23.490	1'31.002	238,4	12:17'38.223
21	19.445	24.893	23.149	23.556	1'31.043	238,4	12:19'09.266
22	19.572	24.784	23.149	23.552	1'31.057	237,4	12:20'40.323
23	19.542	25.062	23.287	23.680	1'31.571	232,3	12:22'11.894
24	19.639	25.038	23.176	23.654	1'31.507	236,3	12:23'43.401

8° 3 R. DE ROSA [1'30.909]							
Lap	Seg.1	Seg.2	Seg.3	Seg.4	Lap Time	km/h	Local Time
1		28.100	24.806	25.922	233,8	11:27'52.471	
2	20.542	25.789	23.865	24.613	1'34.809	236,3	11:29'27.280
3	20.127	25.536	23.482	24.027	1'33.172	236,8	11:31'00.452
4	20.023	25.210	23.282	23.739	1'32.254C	238,4	11:32'32.706
5	19.805	25.087	23.257	23.861	1'32.010	238,4	11:34'04.716
6	19.770	25.052	23.120	23.810	1'31.752	238,9	11:35'36.468
7	19.741	24.902	23.008	23.714	1'31.365	238,9	11:37'07.833
8	19.586	24.825	22.964	23.534	1'30.909	239,5	11:38'38.742
9	19.631	24.755	23.127	23.675	1'31.188	239,5	11:40'09.930
10	19.796	25.596	23.804	36.293	1'45.489P	235,3	11:41'55.419
11	10'22.884	25.840	23.382	24.303	11'36.409P	235,8	11:53'31.828
12	19.921	25.292	23.377	23.636	1'32.226	238,9	11:55'04.054
13	19.582	24.769	23.198	23.381	1'30.930	235,8	11:56'34.984
14	19.479	24.927	22.977	23.500	1'30.883C	236,8	11:58'05.867
15	19.635	24.944	23.183	23.714	1'31.476	237,4	11:59'37.343
16	19.638	26.859	23.869	24.286	15'38.769	230,3	12:15'16.112
17	19.815	25.304	23.690	23.659	1'32.468C	235,8	12:16'48.580
18	19.609	25.025	23.397	23.615	1'31.646	236,3	12:18'20.226
19	19.686	25.124	23.520	23.607	1'31.937	236,8	12:19'52.163
20	19.761	25.070	23.332	23.678	1'31.841	236,3	12:21'24.004
21	19.761	25.240	23.448	23.760	1'32.209	235,8	12:22'56.213

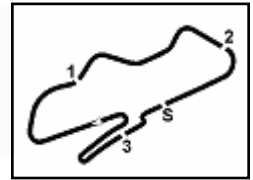
11° 23 M. SCHROETTER [1'31.188]							
Lap	Seg.1	Seg.2	Seg.3	Seg.4	Lap Time	km/h	Local Time
1		27.937	25.257	27.020	230,3	11:27'43.261	
2	20.451	25.886	23.986	24.474	1'34.797	238,4	11:29'18.058
3	20.067	25.792	23.578	24.307	1'33.744	239,5	11:30'51.802
4	20.096	25.525	23.430	24.088	1'33.139C	239,5	11:32'24.941
5	19.822	25.516	23.398	23.843	1'32.579	240,5	11:33'57.520
6	19.745	26.647	24.079	23.952	1'34.423	238,4	11:35'31.943
7	19.699	25.299	23.239	23.859	1'32.096	241,1	11:37'04.039
8	19.752	26.652	24.715	24.861	1'35.980	228,8	11:38'40.019

30/06/2023 P = Pits In/Out - C = Lap Time Cancelled

These data/results cannot be reproduced, stored and/or transmitted in whole or in part by any manner of electronic, mechanical, photocopying, recording, broadcasting or otherwise now known or herein after developed without the previous express consent by the copyright owner, except for reproduction in daily press and regular printed publications on sale to the public within 60 days of the event related to those data/results and always provided that copyright symbol appears together as follows below.

© DORNA WSBK ORGANIZATION Srl 2023





Donington Park 4.023 m

Prosecco DOC UK Round, 30 June - 2 July 2023
Chronological Analysis Free Practice 1st Session

3 / 6

9	19.752	25.129	23.199	23.708	1'31.788	240,5	11:40'11.807	4	20.022	25.512	23.245	23.994	1'32.773	235,3	11:32'47.854
10	19.682	25.101	23.239	23.939	1'31.961	242,7	11:41'43.768	5	19.877	25.847	23.897	24.434	1'34.055	238,4	11:34'21.909
11	19.624	25.144	23.153	23.778	1'31.699	238,9	11:43'15.467	6	20.413	25.306	23.469	23.993	1'33.181	234,3	11:35'55.090
12	19.675	25.144	23.381	23.488	1'31.688	238,9	11:44'47.155	7	19.920	25.354	23.603	32.392	1'41.269P	235,3	11:37'36.359
13	19.780	26.792	23.490	24.232	1'34.294	237,9	11:46'21.449	8	5'56.630	25.676	23.522	24.215	7'10.043P	231,8	11:44'46.402
14	19.635	24.946	23.305	32.444	1'40.330P	241,1	11:48'01.779	9	20.070	25.441	23.326	24.061	1'32.898	234,3	11:46'19.300
15	8'44.802	26.302	23.373	24.747	9'59.224CP	238,9	11:58'01.003	10	19.893	25.143	23.214	24.240	1'32.490	234,3	11:47'51.790
16	19.762	25.192	23.178	23.767	1'31.899	240,0	11:59'32.902	11	19.779	24.957	23.342	23.861	1'31.939	235,3	11:49'23.729
17	19.760	26.186	23.541	24.135	15'07.141	241,1	12:14'40.043	12	19.716	25.107	23.235	23.863	1'31.921	234,3	11:50'55.650
18	19.681	26.071	27.131	24.877	1'37.760C	152,5	12:16'17.803	13	19.616	25.231	23.288	23.813	1'31.948	235,3	11:52'27.598
19	19.732	25.025	23.179	23.656	1'31.592	240,0	12:17'49.395	14	19.719	24.954	23.337	23.723	1'31.733	234,8	11:53'59.331
20	19.607	25.207	23.152	23.830	1'31.796	242,2	12:19'21.191	15	20.232	25.599	23.682	30.066	1'39.579P	232,3	11:55'38.910
21	19.983	26.306	23.432	27.760	1'37.481	240,5	12:20'58.672	16	5'04.120	27.310	28.618	31.821	6'31.869CP	228,3	12:02'10.779
22	19.738	25.085	23.227	23.700	1'31.750	239,5	12:22'30.422	17	14'49.498	25.953	23.629	24.364	16'03.444P	230,8	12:18'14.223
23	19.570	25.002	23.066	23.550	1'31.188	239,5	12:24'01.610	18	19.911	25.233	23.547	24.108	1'32.799	233,3	12:19'47.022
								19	19.812	25.087	23.226	23.997	1'32.122	234,3	12:21'19.144
								20	19.606	24.986	23.208	23.699	1'31.499	235,8	12:22'50.643

12° **32 O. BAYLISS [1'31.264]**

Lap	Seg1	Seg2	Seg3	Seg4	Lap Time	km/h	Local Time
1		26.996	24.409	25.146		236,3	11:27'52.965
2	20.451	25.778	23.781	24.562	1'34.572	237,9	11:29'27.537
3	20.266	25.715	23.399	24.028	1'33.408	237,9	11:31'00.945
4	20.108	25.215	23.127	23.964	1'32.414	239,5	11:32'33.359
5	19.911	24.984	23.072	23.944	1'31.911	236,8	11:34'05.270
6	20.134	26.050	24.123	28.502	1'38.809P	234,8	11:35'44.079
7	11'10.963	25.839	23.511	23.954	12'24.267P	234,3	11:48'08.346
8	20.124	25.246	23.491	24.272	1'33.133	236,8	11:49'41.479
9	19.895	24.949	23.075	23.683	1'31.602	238,4	11:51'13.081
10	19.659	25.062	23.252	23.799	1'31.772	237,4	11:52'44.853
11	19.861	24.935	23.202	23.751	1'31.749	235,8	11:54'16.602
12	19.796	24.927	22.945	23.663	1'31.331C	237,4	11:55'47.933
13	19.650	25.436	24.063	29.499	1'38.648CP	227,4	11:57'26.581
14	15'57.472	26.181	23.581	24.018	17'11.252P	243,2	12:14'37.833
15	19.745	25.454	23.283	23.944	1'32.426	240,0	12:16'10.259
16	19.629	24.902	23.432	23.674	1'31.637	237,9	12:17'41.896
17	19.607	24.862	23.450	23.686	1'31.605	236,8	12:19'13.501
18	19.738	25.105	23.208	23.713	1'31.764	235,8	12:20'45.265
19	19.687	24.960	23.125	23.492	1'31.264	235,8	12:22'16.529
20	19.863	25.929	25.480	25.998	1'37.270	198,5	12:23'53.799

15° **9 J. NAVARRO [1'31.615]**

Lap	Seg1	Seg2	Seg3	Seg4	Lap Time	km/h	Local Time
1		29.912	26.138	25.564		213,4	11:27'32.951
2	21.572	26.942	24.978	24.734	1'38.226	232,3	11:29'11.177
3	20.754	26.462	24.097	24.536	1'35.849	234,3	11:30'47.026
4	20.995	26.125	24.092	24.281	1'35.493C	231,3	11:32'22.519
5	20.237	26.142	23.846	24.025	1'34.250	234,8	11:33'56.769
6	20.179	25.827	23.664	23.929	1'33.599	236,3	11:35'30.368
7	19.992	25.397	23.934	24.041	1'33.364	235,3	11:37'03.732
8	19.808	25.562	23.261	23.966	1'32.597	240,5	11:38'36.329
9	19.905	25.467	23.225	23.767	1'32.364	238,4	11:40'08.693
10	19.729	25.760	25.234	31.938	1'42.661P	176,8	11:41'51.354
11	7'41.233	25.942	23.768	24.250	8'55.193P	233,3	11:50'46.547
12	19.968	25.495	23.360	23.779	1'32.602	235,8	11:52'19.149
13	19.827	25.332	23.528	24.164	1'32.851	237,4	11:53'52.000
14	20.044	25.595	23.506	23.836	1'32.981	233,3	11:55'24.981
15	19.836	25.417	23.260	23.741	1'32.254	235,3	11:56'57.235
16	19.816	25.224	23.354	23.632	1'32.026	236,3	11:58'29.261
17	19.732	25.340	23.229	23.954	1'32.255	235,8	12:00'01.516
18	19.688	27.007	31.791	31.268	1'49.754CP	173,6	12:01'51.270
19	11'34.469	26.315	24.197	25.507	12'50.488P	230,8	12:14'41.758
20	20.084	25.788	23.951	24.695	1'34.518C	233,3	12:16'16.276
21	19.836	25.328	23.409	23.791	1'32.364	237,9	12:17'48.640
22	19.785	25.345	23.367	23.763	1'32.260	240,0	12:19'20.900
23	20.039	25.707	26.017	27.344	1'39.107	160,5	12:21'00.007
24	19.965	25.275	23.286	23.930	1'32.456	240,0	12:22'32.463
25	19.743	25.145	23.081	23.646	1'31.615	241,1	12:24'04.078

13° **54 B. SOFUOGLU [1'31.471]**

Lap	Seg1	Seg2	Seg3	Seg4	Lap Time	km/h	Local Time
1		27.954	24.345	25.574		235,3	11:27'12.126
2	20.412	26.452	23.664	24.676	1'35.204	236,8	11:28'47.330
3	20.094	25.868	23.458	23.863	1'33.283	238,9	11:30'20.613
4	20.025	25.789	23.996	24.145	1'33.955C	238,4	11:31'54.568
5	19.874	25.405	23.368	24.190	1'32.837	238,9	11:33'27.405
6	20.166	25.887	23.397	23.899	1'33.349	244,3	11:35'00.754
7	19.782	25.346	23.389	23.668	1'32.185	234,3	11:36'32.939
8	20.224	25.922	25.213	29.335	1'40.694	204,2	11:38'13.633
9	19.645	25.295	23.056	23.475	1'31.471	238,4	11:39'45.104
10	19.611	25.333	23.108	23.886	1'31.938	240,5	11:41'17.042
11	23.893	25.894	23.457	23.821	1'37.065	237,9	11:42'54.107
12	19.744	25.128	23.261	23.585	1'31.718	235,8	11:44'25.825
13	19.771	25.188	23.503	24.011	1'32.473	234,8	11:45'58.298
14	19.673	25.267	23.270	23.733	1'31.943	238,9	11:47'30.241
15	21.051	26.726	24.532	32.868	1'45.177P	236,8	11:49'15.418
16	8'39.313	25.741	23.271	24.162	9'52.487P	235,8	11:59'07.905

14° **28 G. VAN STRAALLEN [1'31.499]**

Lap	Seg1	Seg2	Seg3	Seg4	Lap Time	km/h	Local Time
1		28.815	25.324	25.715		228,8	11:28'05.526
2	20.695	26.377	23.795	24.657	1'35.524	233,3	11:29'41.050
3	20.260	26.023	23.592	24.156	1'34.031	232,8	11:31'15.081

16° **22 F. FULIGNI [1'31.753]**

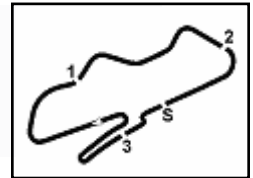
Lap	Seg1	Seg2	Seg3	Seg4	Lap Time	km/h	Local Time
1				27.340			11:28'31.011
2	20.677	26.165	23.943	28.796	1'39.581		11:30'10.592
3	20.517	25.835	23.670	24.545	1'34.567	237,9	11:31'45.159
4	22.607	25.612	23.610	24.720	1'36.549	242,7	11:33'21.708
5	20.030	25.660	23.585	26.845	1'36.120		11:34'57.828
6	19.990	25.533	23.619	24.128	1'33.270	238,9	11:36'31.098
7	19.880	25.282	23.548	24.089	1'32.799		11:38'03.897
8	19.692	25.160	23.376	23.965	1'32.193		11:39'36.090
9	19.841	28.829	23.749	31.526	1'43.945P	237,9	11:41'20.035
10	10'57.271	26.192	23.847	24.251	12'11.561P	233,3	11:53'31.596
11	19.935	25.300	23.528	24.110	1'32.873	234,8	11:55'04.469
12	19.720	25.208	23.489	23.991	1'32.408	237,4	11:56'36.877
13	19.813	25.800	23.707	23.998	1'33.318C	237,4	11:58'10.195
14	19.740	25.466	23.576	24.022	1'32.804	236,8	11:59'42.999
15	19.747	25.331	28.225	35.361	1'48.664CP	204,9	12:01'31.663

30/06/2023 P = Pits In/Out - C = Lap Time Cancelled

These data/results cannot be reproduced, stored and/or transmitted in whole or in part by any manner of electronic, mechanical, photocopying, recording, broadcasting or otherwise now known or herein after developed without the previous express consent by the copyright owner, except for reproduction in daily press and regular printed publications on sale to the public within 60 days of the event related to those data/results and always provided that copyright symbol appears together as follows below.

© DORNA WSBK ORGANIZATION Srl 2023





Donington Park 4.023 m

Prosecco DOC UK Round, 30 June - 2 July 2023 Chronological Analysis Free Practice 1st Session

4 / 6

16	12'29.596	26.866	23.971	24.332	13'44.765P	233,3	12:15'16.428
17	19.782	25.257	23.664	24.041	1'32.744C	239,5	12:16'49.172
18	19.693	25.079	23.462	24.044	1'32.278	238,9	12:18'21.450
19	19.630	25.076	23.418	23.686	1'31.810	238,4	12:19'53.260
20	19.807	25.179	23.584	23.819	1'32.389	237,4	12:21'25.649
21	19.623	25.115	23.324	23.691	1'31.753	237,9	12:22'57.402

8	19.884	25.508	23.475	24.210	1'33.077	235,8	11:37'55.378
9	19.716	25.264	23.215	24.147	1'32.342	236,8	11:39'27.720
10	20.927	27.695	24.649	33.925	1'47.196P	226,4	11:41'14.916
11	7'33.757	26.024	23.571	24.058	8'47.410P	236,3	11:50'02.326
12	19.816	25.448	23.373	23.786	1'32.423	235,8	11:51'34.749
13	19.762	25.231	23.300	23.840	1'32.133	235,8	11:53'06.882
14	19.674	25.412	23.559	28.639	1'37.284P	235,8	11:54'44.166
15	4'38.104	26.325	24.290	24.917	5'53.636CP	221,8	12:00'37.802
16	24.236	29.825	31.125	32.629	1'57.815CP	197,1	12:02'35.617
17	10'48.260	26.188	24.082	24.646	12'03.176P	240,5	12:14'38.793
18	19.795	25.754	23.462	23.869	1'32.880	236,4	12:16'11.673
19	19.596	25.389	23.281	23.966	1'32.232	238,4	12:17'43.905
20	19.838	25.325	23.412	24.303	1'32.878	240,0	12:19'16.783
21	19.644	25.447	23.481	24.161	1'32.733	237,9	12:20'49.516
22	19.702	25.482	23.888	24.363	1'33.435	236,3	12:22'22.951
23	19.556	25.137	23.239	24.062	1'31.994	237,9	12:23'54.945

17° 29 N. SPINELLI [1'31.799]

Lap	Seg1	Seg2	Seg3	Seg4	Lap Time	km/h	Local Time
1		27.753	24.828	25.267		224,1	11:26'59.999
2	20.707	26.132	24.413	24.557	1'35.809	233,8	11:28'35.808
3	20.239	25.803	24.152	24.519	1'34.713	233,3	11:30'10.521
4	20.144	25.626	24.182	25.001	1'34.953	233,8	11:31'45.474
5	21.129	26.561	24.178	24.233	1'36.101	236,3	11:33'21.575
6	19.907	25.515	23.802	24.002	1'33.226	234,8	11:34'54.801
7	19.934	26.895	25.843	24.352	1'37.024	192,5	11:36'31.825
8	19.929	25.309	23.806	23.845	1'32.889	236,8	11:38'04.714
9	19.751	25.163	23.545	23.841	1'32.300	235,8	11:39'37.014
10	19.814	26.107	25.103	32.455	1'43.479P	213,0	11:41'20.493
11	11'20.445	26.047	24.123	24.018	12'34.633P	230,8	11:53'55.126
12	19.993	25.572	23.727	24.108	1'33.400	232,8	11:55'28.526
13	19.872	26.816	24.295	26.612	1'37.595	231,8	11:57'06.121
14	19.985	25.552	23.728	24.027	1'33.292	235,8	11:58'39.413
15	19.719	25.340	23.744	24.035	1'32.838	235,3	12:00'12.251
16	20.138	27.935	28.679	29.839	1'46.591CP	229,3	12:01'58.842
17	12'54.212	29.188	23.989	23.943	14'11.332P	234,3	12:16'10.174
18	19.960	25.411	23.527	23.908	1'32.806	235,8	12:17'42.980
19	19.729	25.071	23.425	24.080	1'32.305	236,3	12:19'15.285
20	22.426	30.476	23.896	27.433	1'44.231	234,8	12:20'59.516
21	19.748	25.142	23.439	23.709	1'32.038	234,8	12:22'31.554
22	19.573	25.032	23.417	23.777	1'31.799	236,3	12:24'03.353

20° 51 A. SARMOON [1'32.134]

Lap	Seg1	Seg2	Seg3	Seg4	Lap Time	km/h	Local Time
1		28.247	25.618	27.418		228,8	11:26'54.322
2	20.983	26.805	23.848	24.822	1'36.458	236,3	11:28'30.780
3	20.696	25.899	23.851	24.442	1'34.888	234,8	11:30'05.668
4	20.371	26.102	24.026	24.424	1'34.923	230,8	11:31'40.591
5	20.426	26.645	27.553	26.742	1'41.366	169,5	11:33'21.957
6	20.159	25.541	23.660	24.156	1'33.516	235,3	11:34'55.473
7	20.109	25.477	23.819	26.901	1'36.306	234,3	11:36'31.779
8	20.299	25.422	23.745	24.364	1'33.830	237,9	11:38'05.609
9	19.867	25.322	23.426	23.898	1'32.513	236,3	11:39'38.122
10	19.964	25.444	23.647	23.938	1'32.993	234,8	11:41'11.115
11	20.058	25.830	23.780	24.083	1'33.751	235,3	11:42'44.866
12	19.837	25.453	23.562	23.833	1'32.685	232,8	11:44'17.551
13	19.866	26.008	24.042	24.517	1'34.433	235,8	11:45'51.984
14	20.256	25.849	23.832	28.892	1'38.829P	234,8	11:47'30.813
15	11'50.838	26.422	24.117	31.095	13'12.472CP	233,8	12:00'43.285
16	12'41.197	26.105	23.714	24.690	13'55.706P	237,9	12:14'38.991
17	19.982	25.588	23.335	23.967	1'32.872	238,4	12:16'11.863
18	19.686	25.313	23.216	23.990	1'32.205	236,8	12:17'44.068
19	19.807	25.460	23.218	23.649	1'32.134	236,8	12:19'16.202
20	19.983	25.408	23.460	23.686	1'32.537	232,8	12:20'48.739
21	20.057	25.626	24.323	24.409	1'34.415	233,3	12:22'23.154
22	19.723	25.174	23.047	24.411	1'32.355	237,9	12:23'55.509

18° 34 R. IRWIN [1'31.864]

Lap	Seg1	Seg2	Seg3	Seg4	Lap Time	km/h	Local Time
1		28.143	25.039	25.227		232,8	11:26'49.683
2	20.445	25.760	23.609	24.412	1'34.226	237,9	11:28'23.909
3	20.028	25.589	23.348	24.229	1'33.194	236,8	11:29'57.103
4	20.006	25.980	24.156	31.013	1'41.155P	231,3	11:31'38.258
5	5'16.766	26.397	23.810	24.570	6'31.543P	236,8	11:38'09.801
6	20.148	25.534	23.476	24.096	1'33.254	236,3	11:39'43.055
7	19.949	25.281	23.414	24.025	1'32.669	238,4	11:41'15.724
8	19.677	26.600	23.777	29.424	1'39.478P	234,8	11:42'55.202
9	1'35.284	25.928	23.745	25.191	2'50.148P	235,8	11:45'45.350
10	20.087	25.469	23.468	23.939	1'32.963	236,8	11:47'18.313
11	19.863	25.462	23.357	24.081	1'32.763	237,4	11:48'51.076
12	20.036	26.238	24.075	28.989	1'39.338P	234,3	11:50'30.414
13	22'52.271	25.594	23.474	24.452	24'05.791P	234,3	12:14'36.205
14	20.114	25.673	23.307	23.885	1'32.979	236,8	12:16'09.184
15	19.577	25.195	23.237	23.855	1'31.864	237,9	12:17'41.048
16	19.642	25.424	24.337	24.185	1'33.588	237,9	12:19'14.636
17	19.781	25.203	23.233	23.907	1'32.124	238,4	12:20'46.760
18	19.516	25.303	23.320	24.084	1'32.223	235,3	12:22'18.983
19	19.603	25.337	23.169	23.897	1'32.006	237,9	12:23'50.989

21° 19 A. MANTOVANI [1'32.530]

Lap	Seg1	Seg2	Seg3	Seg4	Lap Time	km/h	Local Time
1		28.412	25.396	25.042		231,3	11:27'03.089
2	20.898	26.631	24.380	24.170	1'36.079	237,9	11:28'39.168
3	20.795	26.127	24.058	25.278	1'36.258	234,3	11:30'15.426
4	21.108	26.033	23.950	24.118	1'35.209	234,8	11:31'50.635
5	20.369	25.558	24.277	24.176	1'34.380	234,8	11:33'25.015
6	20.461	25.549	23.878	24.041	1'33.929	236,3	11:34'58.944
7	20.092	25.385	23.847	23.960	1'33.284	236,3	11:36'32.228
8	20.078	25.259	23.876	24.519	1'33.732	239,5	11:38'05.960
9	19.740	25.301	23.494	23.995	1'32.530	238,9	11:39'38.490
10	19.971	25.247	23.674	24.006	1'32.898	234,8	11:41'11.388
11	19.879	25.511	23.753	23.820	1'32.963	234,8	11:42'44.351
12	20.004	25.223	23.671	24.036	1'32.934	231,8	11:44'17.285
13	19.925	25.783	23.720	23.820	1'33.248	233,3	11:45'50.533
14	19.901	25.499	23.649	24.143	1'33.192	234,3	11:47'23.725
15	21.338	27.543	24.422	32.094	1'45.397P	230,8	11:49'09.122
16	9'50.655	25.416	23.487	23.875	11'03.433P	236,8	12:00'12.555
17	20.000	30.912	31.711	37.251	1'59.874CP	227,8	12:02'12.429
18	11'10.673	25.771	23.361	24.034	12'23.839P	236,3	12:14'36.268

19° 15 E. MC MANUS [1'31.994]

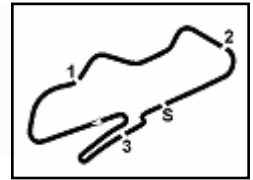
Lap	Seg1	Seg2	Seg3	Seg4	Lap Time	km/h	Local Time
1		28.437	25.540	26.031		234,8	11:26'53.540
2	21.051	26.659	24.333	25.069	1'37.112	236,3	11:28'30.652
3	20.446	26.083	23.750	24.574	1'34.853	235,8	11:30'05.505
4	20.283	26.303	23.971	24.936	1'35.493	233,8	11:31'40.998
5	20.149	26.240	23.740	24.385	1'34.514	234,8	11:33'15.512
6	19.927	25.777	23.596	24.367	1'33.667	236,8	11:34'49.179
7	19.913	25.575	23.476	24.158	1'33.122	236,3	11:36'22.301

30/06/2023

P = Pits In/Out - C = Lap Time Cancelled

These data/results cannot be reproduced, stored and/or transmitted in whole or in part by any manner of electronic, mechanical, photocopying, recording, broadcasting or otherwise now known or herein after developed without the previous express consent by the copyright owner, except for reproduction in daily press and regular printed publications on sale to the public within 60 days of the event related to those data/results and always provided that copyright symbol appears together as follows below.

© DORNA WSBK ORGANIZATION Srl 2023



Prosecco DOC UK Round, 30 June - 2 July 2023
Chronological Analysis Free Practice 1st Session

22° 71 T. EDWARDS [1'32.541]

Lap	Seg.1	Seg.2	Seg.3	Seg.4	Lap Time	km/h	Local Time
1		27.753	24.631	25.383	237,4		11:26'50.462
2	21.337	26.674	24.332	25.318	1'37.661	234,8	11:28'28.123
3	21.075	26.389	24.240	24.993	1'36.697	234,8	11:30'04.820
4	20.898	26.573	24.164	24.729	1'36.364	231,3	11:31'41.184
5	20.322	26.355	30.448	24.666	1'41.791C	192,5	11:33'22.975
6	20.072	25.469	23.576	24.301	1'33.418	237,9	11:34'56.393
7	20.039	25.856	23.737	24.192	1'33.824	236,3	11:36'30.217
8	19.876	27.037	23.942	28.901	1'39.756P	240,5	11:38'09.973
9	6'26.493	26.823	24.112	24.356	7'41.784P	234,3	11:45'51.757
10	20.164	25.597	23.597	24.065	1'33.423	235,3	11:47'25.180
11	20.095	26.785	30.388	27.406	1'44.674C	226,4	11:49'09.854
12	19.984	25.587	23.426	24.661	1'33.658	236,8	11:50'43.512
13	19.940	25.286	23.478	23.837	1'32.541	236,3	11:52'16.053
14	19.723	25.217	27.414	23.937	1'36.291	204,2	11:53'52.344
15	19.797	25.792	23.832	23.900	1'33.321	241,1	11:55'25.665

17	19.940	25.596	25.419	26.150	1'37.105	228,3	12:21'35.617
18	19.701	25.463	23.542	24.105	1'32.811	235,8	12:23'08.428

25° 95 T. MACKENZIE [1'32.707]

Lap	Seg.1	Seg.2	Seg.3	Seg.4	Lap Time	km/h	Local Time
1		28.259	25.504	25.531		224,1	11:27'02.945
2	20.889	26.638	25.085	25.617	1'38.229	235,8	11:28'41.174
3	20.484	26.350	23.754	24.555	1'35.143	233,3	11:30'16.317
4	20.521	25.916	24.218	33.556	1'44.211P	231,8	11:32'00.528
5	4'54.780	28.546	23.995	24.190	6'11.511P	231,8	11:38'12.039
6	20.077	25.634	23.637	24.214	1'33.562	232,8	11:39'45.601
7	19.876	25.455	23.572	24.068	1'32.971	233,3	11:41'18.572
8	19.900	25.562	23.610	24.015	1'33.087	230,3	11:42'51.659
9	19.836	25.358	23.606	24.032	1'32.832	229,8	11:44'24.491
10	23.672	27.511	24.233	29.060	1'44.476P	225,0	11:46'08.967
11	10'33.898	27.093	23.996	24.297	11'49.284CP	226,9	11:57'58.251
12	19.947	28.547	23.579	24.061	1'36.134	233,3	11:59'34.385
13	19.987	25.404	31.011	32.905	1'49.307CP	200,7	12:01'23.692
14	12'38.249	26.997	24.710	25.292	13'55.248P	229,8	12:15'18.940
15	19.927	25.500	23.600	24.039	1'33.066C	231,8	12:16'52.006
16	19.859	25.389	23.470	23.989	1'32.707	230,3	12:18'24.713
17	19.944	25.494	23.509	23.927	1'32.874	227,8	12:19'57.587
18	21.660	25.529	23.685	27.829	1'38.703	232,3	12:21'36.290
19	20.114	25.363	23.573	25.196	1'34.246C	232,3	12:23'10.536

26° 4 H. TRUELOVE [1'33.018]

Lap	Seg.1	Seg.2	Seg.3	Seg.4	Lap Time	km/h	Local Time
1		26.779	24.556	26.105		234,8	11:27'07.196
2	20.736	26.089	24.081	25.541	1'36.447	235,3	11:28'43.643
3	20.413	25.752	23.864	24.793	1'34.822	238,4	11:30'18.465
4	20.282	25.669	23.951	24.963	1'34.865C	236,8	11:31'53.330
5	20.136	25.575	23.969	25.181	1'34.861	234,3	11:33'28.191
6	20.016	25.538	23.836	25.150	1'34.540	235,3	11:35'02.731
7	20.422	25.484	23.676	24.608	1'34.190	235,8	11:36'36.921
8	20.162	25.488	23.573	24.622	1'33.845	235,8	11:38'10.766
9	20.628	26.439	28.007	35.137	1'50.211CP	226,9	11:40'00.977
10	7'16.515	25.870	24.065	24.865	8'31.315P	234,3	11:48'32.292
11	20.131	25.228	23.496	24.234	1'33.089	234,3	11:50'05.381
12	20.022	25.207	23.542	24.247	1'33.018	234,3	11:51'38.399
13	20.215	26.470	23.682	24.922	1'35.289	232,3	11:53'13.688
14	20.383	26.162	23.861	24.591	1'34.997	229,3	11:54'48.685
15	20.479	26.233	24.233	31.792	1'42.737P	232,3	11:56'31.422
16	17'09.999	26.351	23.614	24.353	18'24.317P	235,8	12:14'55.739
17	19.900	25.885	23.011	24.507	1'33.303C	231,8	12:16'29.042
18	19.934	25.351	23.585	24.333	1'33.203	234,8	12:18'02.245
19	20.345	26.089	23.880	24.238	1'34.552	233,8	12:19'36.797
20	20.308	26.038	23.833	24.409	1'34.588	233,3	12:21'11.385
21	20.046	25.667	23.768	24.446	1'33.927	235,3	12:22'45.312

27° 68 L. POWER [1'33.258]

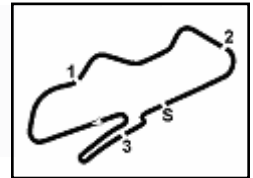
Lap	Seg.1	Seg.2	Seg.3	Seg.4	Lap Time	km/h	Local Time
1		28.163	24.791	25.727		233,8	11:27'23.649
2	20.824	27.120	24.024	26.043	1'38.011	231,3	11:29'01.660
3	20.467	26.537	24.063	24.702	1'35.769	232,3	11:30'37.429
4	20.636	26.194	24.109	24.923	1'35.862	232,8	11:32'13.291
5	20.071	25.818	23.772	24.612	1'34.273	234,3	11:33'47.564
6	20.331	25.869	23.743	24.592	1'34.535	231,8	11:35'22.099
7	20.182	25.928	24.036	30.088	1'40.234P	233,3	11:37'02.333
8	6'21.240	26.156	23.940	30.810	7'42.146P	231,8	11:44'44.479
9	20.284	25.734	23.774	24.525	1'34.317	229,8	11:46'18.796
10	20.303	25.766	23.712	24.420	1'34.201	235,3	11:47'52.997
11	20.114	25.610	23.812	24.353	1'33.889	234,8	11:49'26.886
12	20.006	25.353	23.545	24.354	1'33.258	234,8	11:51'00.144

30/06/2023 P = Pits In/Out - C = Lap Time Cancelled

These data/results cannot be reproduced, stored and/or transmitted in whole or in part by any manner of electronic, mechanical, photocopying, recording, broadcasting or otherwise now known or herein after developed without the previous express consent by the copyright owner, except for reproduction in daily press and regular printed publications on sale to the public within 60 days of the event related to those data/results and always provided that copyright symbol appears together as follows below.

© DORNA WSBK ORGANIZATION Srl 2023





Prosecco DOC UK Round, 30 June - 2 July 2023

Chronological Analysis Free Practice 1st Session

13	20.079	25.310	23.604	24.403	1'33.396	233,3	11:52'33.540	19	20.198	25.807	23.819	26.736	1'36.560	236,8	12:19'28.549
14	20.006	26.326	25.159	27.711	1'39.202	222,2	11:54'12.742	20	20.524	26.246	24.629	24.725	1'36.124	231,3	12:21'04.673
15	20.015	25.500	23.746	24.227	1'33.488	230,8	11:55'46.230	21	20.103	25.713	24.020	24.683	1'34.519	236,3	12:22'39.192
16	19.990	25.535	23.607	24.152	1'33.284C	231,8	11:57'19.514								
17	20.120	26.463	23.768	25.014	1'35.365	231,8	11:58'54.879								
18	20.027	25.389	23.623	29.758	1'38.797CP	233,3	12:00'33.676								
19	13'27.878	27.100	23.740	24.407	1'43.125P	232,8	12:15'16.801								
20	20.053	28.127	24.583	30.624	1'43.387CP	226,4	12:17'00.188								
21	3'26.359	26.060	23.639	24.250	1'40.308P	232,3	12:21'40.496								
22	20.073	25.654	23.493	24.081	1'33.301	234,3	12:23'13.797								

31°		98 M. ABE (1'34.999)												
Lap	Seg1	Seg2	Seg3	Seg4	Lap Time	km/h	Local Time							
1			28.893	26.203	26.204	224,5	11:27'18.195							
2	22.654	28.711	25.436	26.641	1'43.442	226,4	11:29'01.637							
3	21.911	27.262	24.527	25.667	1'39.367	231,8	11:30'41.004							
4	21.743	27.207	24.755	25.467	1'39.172C	227,8	11:32'20.176							
5	21.457	27.296	24.670	24.913	1'38.336	227,4	11:33'58.512							
6	21.326	27.145	24.341	25.068	1'37.880	229,3	11:35'36.392							
7	21.265	26.609	24.336	25.142	1'37.352	230,3	11:37'13.744							
8	21.231	26.504	24.453	24.916	1'37.104	231,3	11:38'50.848							
9	21.302	26.343	24.382	25.103	1'37.130	230,8	11:40'27.978							
10	20.832	27.302	24.398	24.959	1'37.491	232,3	11:42'05.469							
11	20.820	26.708	24.432	24.917	1'36.877	229,3	11:43'42.346							
12	20.968	26.529	24.295	24.901	1'36.693	229,8	11:45'19.039							
13	21.043	26.507	24.414	24.716	1'36.680	228,3	11:46'55.719							
14	20.869	26.265	24.342	24.941	1'36.417	230,3	11:48'32.136							
15	20.871	26.137	24.265	24.556	1'35.829	231,3	11:50'07.965							
16	20.841	26.545	24.431	36.893	1'48.710P	231,3	11:51'56.675							
17	8'04.862	26.315	33.352	34.611	9'39.140CP	202,2	12:01'35.815							
18	11'53.827	26.795	24.680	25.077	13'10.379P	230,8	12:14'46.194							
19	20.613	26.118	24.244	24.833	1'35.808C	230,8	12:16'22.002							
20	20.537	26.054	24.287	24.824	1'35.702	229,3	12:17'57.704							
21	20.362	25.880	24.263	24.494	1'34.999	231,3	12:19'32.703							
22	20.280	25.808	29.816	26.138	1'42.042C	230,8	12:21'14.745							
23	20.478	25.946	24.427	24.807	1'35.658	231,8	12:22'50.403							

28°		25 A. VERDOIA (1'33.735)												
Lap	Seg1	Seg2	Seg3	Seg4	Lap Time	km/h	Local Time							
1		28.246	24.521	25.267	230,3	11:26'58.347								
2	20.692	25.999	23.780	24.764	1'35.235	235,3	11:28'33.582							
3	20.271	25.652	23.495	24.317	1'33.735	236,8	11:30'07.317							

29°		73 M. KOFLER (1'33.915)												
Lap	Seg1	Seg2	Seg3	Seg4	Lap Time	km/h	Local Time							
1		27.524	25.065	25.811	235,8	11:27'56.658								
2	21.131	26.421	24.650	25.153	1'37.355	235,3	11:29'34.013							
3	20.838	26.245	24.269	24.617	1'35.969	236,3	11:31'09.982							
4	21.020	26.321	24.278	24.919	1'36.538	236,3	11:32'46.520							
5	20.717	26.108	23.977	24.483	1'35.285	237,9	11:34'21.805							
6	20.461	26.266	23.799	24.327	1'34.853	238,4	11:35'56.658							
7	20.390	25.725	23.654	24.415	1'34.184	237,4	11:37'30.842							
8	20.496	25.602	24.504	25.525	1'36.127	236,8	11:39'06.969							
9	20.430	25.667	23.904	24.497	1'34.498	238,9	11:40'41.467							
10	20.347	25.734	23.912	24.356	1'34.349	237,9	11:42'15.816							
11	21.892	27.721	24.786	30.385	1'44.784P	233,8	11:44'00.600							
12	7'39.766	26.346	24.387	24.736	8'55.235P	234,8	11:52'55.835							
13	20.329	25.607	23.828	24.151	1'33.915	235,8	11:54'29.750							
14	20.290	25.812	23.893	24.166	1'34.161	236,8	11:56'03.911							
15	20.492	26.432	25.785	24.587	1'37.296C	234,3	11:57'41.207							
16	20.387	25.690	23.962	24.514	1'34.553	237,4	11:59'15.760							
17	22.526	27.444	27.029	33.499	1'50.498CP	230,8	12:01'06.258							
18	12'18.870	26.581	24.082	24.826	13'34.359P	237,4	12:14'40.617							
19	20.417	25.716	23.758	24.042	1'33.933C	238,4	12:16'14.550							
20	20.219	25.418	23.812	25.274	1'34.723	238,4	12:17'49.273							
21	20.285	25.692	23.659	24.601	1'34.237	239,5	12:19'23.510							
22	22.735	28.430	25.673	25.138	1'41.976	228,8	12:21'05.486							
23	20.561	26.371	24.688	25.528	1'37.148	235,8	12:22'42.634							


32°		7 A. NORRODIN (1'36.237)												
Lap	Seg1	Seg2	Seg3	Seg4	Lap Time	km/h	Local Time							
1			28.273	25.502	25.640	225,9	11:27'03.476							
2	21.117	26.996	24.976	25.266	1'38.355	235,3	11:28'41.831							
3	20.795	26.490	24.504	25.397	1'37.186	234,8	11:30'19.017							
4	20.659	26.352	24.345	25.194	1'36.550C	232,8	11:31'55.567							
5	20.653	26.097	24.416	25.071	1'36.237	231,3	11:33'31.804							
6	20.761	26.426	24.463	32.183	1'43.833P	229,8	11:35'15.637							
7	10'09.523	28.565	25.127	25.652	11'28.867P	225,0	11:46'44.504							
8	21.225	26.668	24.663	25.070	1'37.626	229,8	11:48'22.130							
9	20.667	26.715	24.504	25.347	1'37.233	230,8	11:49'59.363							

30°		16 Y. OKAYA (1'34.259)												
Lap	Seg1	Seg2	Seg3	Seg4	Lap Time	km/h	Local Time							
1		29.235	25.780	26.178	209,7	11:27'01.326								
2	21.404	27.478	25.087	25.526	1'39.495	232,8	11:28'40.821							
3	20.706	26.735	24.215	24.636	1'36.292	232,3	11:30'17.113							
4	20.500	25.961	24.163	24.668	1'35.292	237,4	11:31'52.405							
5	20.317	25.847	24.074	24.559	1'34.797	236,3	11:33'27.202							
6	20.174	25.766	24.029	30.458	1'40.427P	236,3	11:35'07.629							
7	4'25.832	27.223	24.420	24.739	5'42.214P	234,8	11:40'49.843							
8	20.505	26.078	24.044	24.654	1'35.281	234,8	11:42'25.124							
9	20.267	25.773	24.016	24.212	1'34.268	236,3	11:43'59.392							
10	20.103	25.890	24.080	32.938	1'43.011P	235,3	11:45'42.403							
11	5'19.335	26.941	24.288	24.251	6'34.815P	233,8	11:52'17.218							
12	20.190	25.980	24.229	24.273	1'34.672	235,3	11:53'51.890							
13	20.044	25.865	24.337	24.476	1'34.722	235,8	11:55'26.612							
14	20.312	26.582	24.470	30.904	1'42.268P	233,3	11:57'08.880							
15	3'31.041	29.739	27.459	36.148	5'04.387CP	225,5	12:02'13.267							
16	11'14.304	26.996	24.431	24.284	12'30.015P	231,3	12:14'43.282							
17	20.199	25.889	24.067	24.293	1'34.448C	234,3	12:16'17.730							
18	20.265	25.863	23.751	24.380	1'34.259	236,8	12:17'51.989							

30/06/2023 P = Pits In/Out - C = Lap Time Cancelled

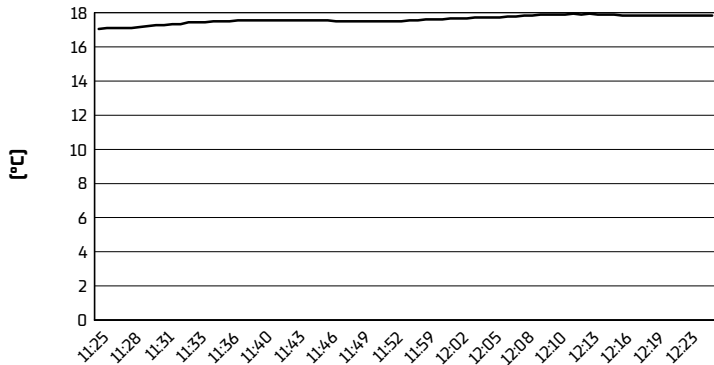
These data/results cannot be reproduced, stored and/or transmitted in whole or in part by any manner of electronic, mechanical, photocopying, recording, broadcasting or otherwise now known or herein after developed without the previous express consent by the copyright owner, except for reproduction in daily press and regular printed publications on sale to the public within 60 days of the event related to those data/results and always provided that copyright symbol appears together as follows below.

© DORNA WSBK ORGANIZATION Srl 2023

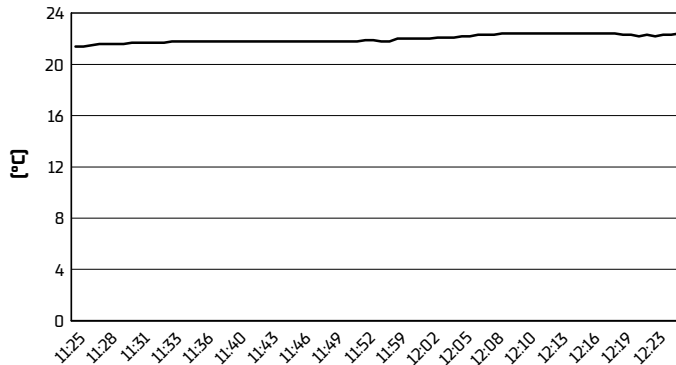


Prosecco DOC UK Round, 30 June - 2 July 2023
Weather Report Free Practice 1st Session
Session started 11:25 - Session ended 12:26

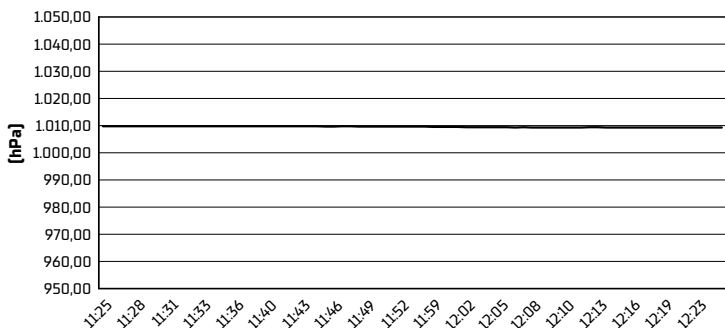
Air Temperature



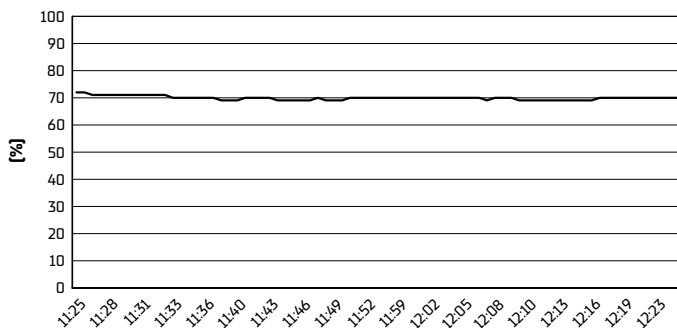
Track Temperature



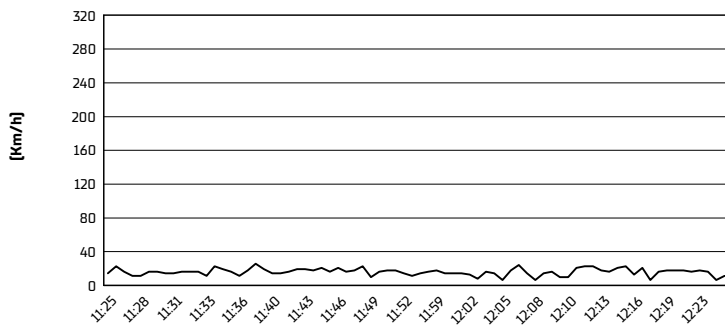
Air Pressure



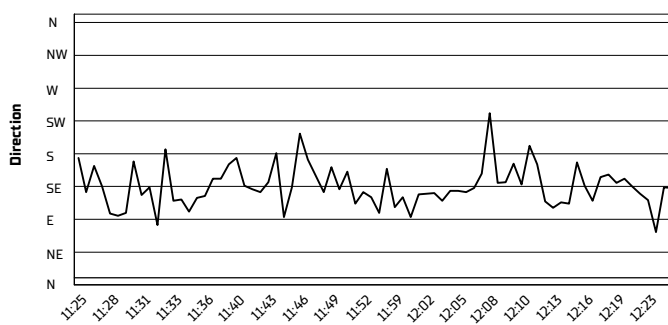
Humidity



Wind Speed



Wind Direction



30/06/2023

These data/results cannot be reproduced, stored and/or transmitted in whole or in part by any manner of electronic, mechanical, photocopying, recording, broadcasting or otherwise now known or herein after developed without the previous express consent by the copyright owner, except for reproduction in daily press and regular printed publications on sale to the public within 60 days of the event related to those data/results and always provided that copyright symbol appears together as follows below.

© DORNA WSBK ORGANIZATION Srl 2023