

Prosecco DOC UK Round, 30 June - 2 July 2023
Results Free Practice 2nd Session

No.	Rider	Nat	Team	Bike	Class	Time	Gap	Rel.	Laps	Speed	
										Avg	Max
1	9 J. NAVARRO	ESP	Ten Kate Racing Yamaha	Yamaha YZF R6		1'43.646			16	139,733	231,8
2	51 A. SARMOON	THA	Yamaha Thailand Racing Team	Yamaha YZF R6		1'43.800	0.154	0.154	12	139,526	229,8
3	3 R. DE ROSA	ITA	Orelac Racing Verdnatura	Ducati Panigale V2		1'43.917	0.271	0.117	8	139,369	232,8
4	64 F. CARICASULO	ITA	Althea Racing Team	Ducati Panigale V2		1'44.063	0.417	0.146	13	139,173	231,3
5	94 V. DEBISE	FRA	GMT94 Yamaha	Yamaha YZF R6		1'44.400	0.754	0.337	12	138,724	230,3
6	62 S. MANZI	ITA	Ten Kate Racing Yamaha	Yamaha YZF R6		1'44.729	1.083	0.329	17	138,288	229,3
7	66 N. TUULI	FIN	Dynavolt Triumph	Triumph Street Triple RS 765		1'44.812	1.166	0.083	6	138,179	226,9
8	11 N. BULEGA	ITA	Aruba.it Racing WorldSSP Team	Ducati Panigale V2		1'45.029	1.383	0.217	9	137,893	231,3
9	17 J. MCPHEE	GBR	Vince64 by Puccetti Racing	Kawasaki ZX-6R		1'45.281	1.635	0.252	8	137,563	230,3
10	28 G. VAN STRAALEN	NED	EAB Racing Team	Yamaha YZF R6		1'45.534	1.888	0.253	13	137,233	229,8
11	16 Y. OKAYA	JPN	ProDina Kawasaki Racing	Kawasaki ZX-6R	*	1'45.559	1.913	0.025	20	137,201	228,8
12	22 F. FULIGNI	ITA	Orelac Racing Verdnatura	Ducati Panigale V2	*	1'45.559	1.913	0.000	8	137,201	230,3
13	71 T. EDWARDS	AUS	Yart-Yamaha WorldSSP Team	Yamaha YZF R6	*	1'45.872	2.226	0.313	12	136,795	227,8
14	29 N. SPINELLI	ITA	VFT Racing WEBIKE Yamaha	Yamaha YZF R6		1'46.060	2.414	0.188	9	136,553	227,4
15	95 T. MACKENZIE	GBR	PETRONAS MIE Racing Honda Team	Honda CBR600RR		1'46.126	2.480	0.066	7	136,468	224,1
16	34 R. IRWIN	IRL	Astro-JJR Suzuki	Suzuki GSXR750		1'46.797	3.151	0.671	7	135,611	230,3
17	25 A. VERDOIA	FRA	Yamaha Thailand Racing Team	Yamaha YZF R6		1'47.267	3.621	0.470	4	135,016	226,9
18	55 Y. MONTELLA	ITA	Barni Spark Racing Team	Ducati Panigale V2		1'47.701	4.055	0.434	5	134,472	229,3
19	4 H. TRUELOVE	GBR	Dynavolt Triumph	Triumph Street Triple RS 765		1'47.850	4.204	0.149	9	134,287	228,3
20	27 A. DIAZ	ESP	Arco Yart Yamaha WorldSSP	Yamaha YZF R6	*	1'48.169	4.523	0.319	13	133,890	227,8
Out 105% in this Session											
21	98 M. ABE	JPN	VFT Racing WEBIKE Yamaha	Yamaha YZF R6	*	1'49.038	5.392	0.869	17	132,823	223,6
22	7 A. NORRODIN	MAS	PETRONAS MIE Racing Honda Team	Honda CBR600RR		1'49.313	5.667	0.275	9	132,489	220,9
23	23 M. SCHROETTER	GER	MV Agusta Reparto Corse	MV Agusta F3 800 RR		1'51.298	7.652	1.985	4	130,126	225,9
24	14 L. MAHIAS	FRA	Kawasaki Puccetti Racing	Kawasaki ZX-6R					0		
25	15 E. MCMANUS	IRL	Completely Motorbikes Triumph	Triumph Street Triple RS 765					0		
26	19 A. MANTOVANI	ITA	Evan Bros. WorldSSP Yamaha Team	Yamaha YZF R6					0		
27	32 O. BAYLISS	AUS	D34G Racing	Ducati Panigale V2					0		
28	54 B. SOFUOGLU	TUR	MV Agusta Reparto Corse	MV Agusta F3 800 RR					0		
29	68 L. POWER	AUS	Motozoo ME AIR Racing	Kawasaki ZX-6R	*				0		
30	69 T. BOOTH-AMOS	GBR	Motozoo ME AIR Racing	Kawasaki ZX-6R	*				0		
31	73 M. KOFLER	AUT	D34G Racing	Ducati Panigale V2	*				0		
32	99 A. HUERTAS	ESP	MTM Kawasaki	Kawasaki ZX-6R					0		

Qualifying Lap Time (105% of 1'43.646): 1'48.829

* WorldSSP Challenge

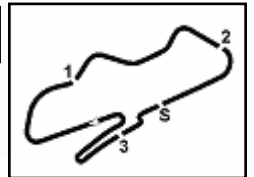
AIR	Humidity:	87%	Temp:	17°C
TRACK	Condition:	Wet	Temp:	18°C

Records	Pole	(QP)	2015	K.Sofuoglu	1'29.925	161,050	Km/h
	Race	(RC)	2015	J.Cluzel	1'30.425	160,160	Km/h
	All Times	(QP)	2015	K.Sofuoglu	1'29.925	161,050	Km/h

Start 16:00 End 16:47 The results are provisional until the end of the time limit for protests and appeals and the completion of the technical checks.

These data/results cannot be reproduced, stored and/or transmitted in whole or in part by any manner of electronic, mechanical, photocopying, recording, broadcasting or otherwise now known or herein after developed without the previous express consent by the copyright owner, except for reproduction in daily press and regular printed publications on sale to the public within 60 days of the event related to those data/results and always provided that copyright symbol appears together as follows below.

© DORNA WSBK ORGANIZATION Srl 2023



Prosecco DOC UK Round, 30 June - 2 July 2023
Results Free Practice 2nd Session

Session Highlights

Local Time	No. Rider	Description
16.00.00		Start
16.00.05		WorldSSP Pit Intervention Time: 1min 3secs
16.01.58		DROPS of RAIN in Sector 1
16.02.13		DROPS of RAIN in All Sectors
16.28.11	4 H. TRUELOVE	Current Lap Cancelled - Exceeded Track Limits - Turn 9
16.30.00	34 R. IRWIN	Check Transponder
16.40.19	51 A. SARMOON	Lap Cancelled [1'53.533] - Exceeded Track Limits - Turn 10
16.40.43	71 T. EDWARDS	Current Lap Cancelled - Exceeded Track Limits - Turn 9
16.40.59	4 H. TRUELOVE	Current Lap Cancelled - Exceeded Track Limits - Turn 9
16.41.06	23 M. SCHROETTER	Current Lap Cancelled - Exceeded Track Limits - Turn 9
16.47.30		End Of Session

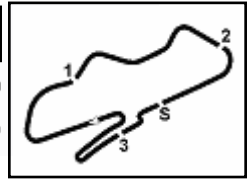
Fastest Laps Sequence

No.	Rider	Nat	Team	Bike	Local Time	Time	Gap	Avg
16	Y. OKAYA	JPN	ProDina Kawasaki Racing	Kawasaki ZX-6R	16:04'13.792	1'59.021		121,683
7	A. NORRODIN	MAS	PETRONAS MIE Racing Honda Team	Honda CBR600RR	16:04'48.221	1'56.171	-2.850	124,668
16	Y. OKAYA	JPN	ProDina Kawasaki Racing	Kawasaki ZX-6R	16:08'09.871	1'55.458	-0.713	125,438
7	A. NORRODIN	MAS	PETRONAS MIE Racing Honda Team	Honda CBR600RR	16:08'40.624	1'55.013	-0.445	125,923
16	Y. OKAYA	JPN	ProDina Kawasaki Racing	Kawasaki ZX-6R	16:10'04.405	1'54.534	-0.479	126,450
71	T. EDWARDS	AUS	Yart-Yamaha WorldSSP Team	Yamaha YZF R6	16:15'44.780	1'53.082	-1.452	128,073
71	T. EDWARDS	AUS	Yart-Yamaha WorldSSP Team	Yamaha YZF R6	16:17'35.548	1'50.768	-2.314	130,749
16	Y. OKAYA	JPN	ProDina Kawasaki Racing	Kawasaki ZX-6R	16:18'28.580	1'49.484	-1.284	132,282
71	T. EDWARDS	AUS	Yart-Yamaha WorldSSP Team	Yamaha YZF R6	16:19'25.015	1'49.467	-0.017	132,303
62	S. MANZI	ITA	Ten Kate Racing Yamaha	Yamaha YZF R6	16:20'15.377	1'48.274	-1.193	133,761
16	Y. OKAYA	JPN	ProDina Kawasaki Racing	Kawasaki ZX-6R	16:20'15.567	1'46.987	-1.287	135,370
62	S. MANZI	ITA	Ten Kate Racing Yamaha	Yamaha YZF R6	16:22'02.286	1'46.909	-0.078	135,468
16	Y. OKAYA	JPN	ProDina Kawasaki Racing	Kawasaki ZX-6R	16:23'48.196	1'45.657	-1.252	137,074
51	A. SARMOON	THA	Yamaha Thailand Racing Team	Yamaha YZF R6	16:29'38.615	1'45.538	-0.119	137,228
9	J. NAVARRO	ESP	Ten Kate Racing Yamaha	Yamaha YZF R6	16:30'13.391	1'44.500	-1.038	138,591
64	F. CARICASULO	ITA	Althea Racing Team	Ducati Panigale V2	16:36'38.004	1'44.063	-0.437	139,173
3	R. DE ROSA	ITA	Orelac Racing Verdnature	Ducati Panigale V2	16:43'12.716	1'43.917	-0.146	139,369
51	A. SARMOON	THA	Yamaha Thailand Racing Team	Yamaha YZF R6	16:43'45.656	1'43.800	-0.117	139,526
9	J. NAVARRO	ESP	Ten Kate Racing Yamaha	Yamaha YZF R6	16:45'28.283	1'43.646	-0.154	139,733

Start 16:00 End 16:47 The results are provisional until the end of the time limit for protests and appeals and the completion of the technical checks.

These data/results cannot be reproduced, stored and/or transmitted in whole or in part by any manner of electronic, mechanical, photocopying, recording, broadcasting or otherwise now known or herein after developed without the previous express consent by the copyright owner, except for reproduction in daily press and regular printed publications on sale to the public within 60 days of the event related to those data/results and always provided that copyright symbol appears together as follows below.

© DORNA WSBK ORGANIZATION Srl 2023


Prosecco DOC UK Round, 30 June - 2 July 2023
Free Practices Combined Results after FP2

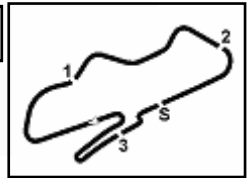
No.	Rider	Nat	Team	Bike	Class	FP1	FP2	Time	Gap	Rel.	Avg	LL
1	62 S. MANZI	ITA	Ten Kate Racing Yamaha	Yamaha YZF R6		1'30.177	1'44.729	1'30.177			160,604	40
2	55 Y. MONTELLA	ITA	Barni Spark Racing Team	Ducati Panigale V2		1'30.192	1'47.701	1'30.192	0.015	0.015	160,577	27
3	11 N. BULEGA	ITA	Aruba.it Racing WorldSSP Team	Ducati Panigale V2		1'30.430	1'45.029	1'30.430	0.253	0.238	160,155	31
4	64 F. CARICASULO	ITA	Althea Racing Team	Ducati Panigale V2		1'30.449	1'44.063	1'30.449	0.272	0.019	160,121	36
5	69 T. BOOTH-AMOS	GBR	Motozoo ME AIR Racing	Kawasaki ZX-6R	*	1'30.529		1'30.529	0.352	0.080	159,980	16
6	14 L. MAHIAS	FRA	Kawasaki Puccetti Racing	Kawasaki ZX-6R		1'30.711		1'30.711	0.534	0.182	159,659	16
7	99 A. HUERTAS	ESP	MTM Kawasaki	Kawasaki ZX-6R		1'30.745		1'30.745	0.568	0.034	159,599	16
8	3 R. DE ROSA	ITA	Orelac Racing Verdatura	Ducati Panigale V2		1'30.909	1'43.917	1'30.909	0.732	0.164	159,311	28
9	66 N. TUOLI	FIN	Dynavolt Triumph	Triumph Street Triple RS 765		1'30.980	1'44.812	1'30.980	0.803	0.071	159,187	27
10	94 V. DEBISE	FRA	GMT94 Yamaha	Yamaha YZF R6		1'31.002	1'44.400	1'31.002	0.825	0.022	159,148	35
11	23 M. SCHROETTER	GER	MV Agusta Reparto Corse	MV Agusta F3 800 RR		1'31.188	1'51.298	1'31.188	1.011	0.186	158,824	26
12	32 D. BAYLISS	AUS	D34G Racing	Ducati Panigale V2		1'31.264		1'31.264	1.087	0.076	158,691	19
13	54 B. SOFUOGLU	TUR	MV Agusta Reparto Corse	MV Agusta F3 800 RR		1'31.471		1'31.471	1.294	0.207	158,332	15
14	28 G. VAN STRAALLEN	NED	EAB Racing Team	Yamaha YZF R6		1'31.499	1'45.534	1'31.499	1.322	0.028	158,284	32
15	9 J. NAVARRO	ESP	Ten Kate Racing Yamaha	Yamaha YZF R6		1'31.615	1'43.646	1'31.615	1.438	0.116	158,083	40
16	22 F. FULIGNI	ITA	Orelac Racing Verdatura	Ducati Panigale V2	*	1'31.753	1'45.559	1'31.753	1.576	0.138	157,846	28
17	29 N. SPINELLI	ITA	VFT Racing WEBIKE Yamaha	Yamaha YZF R6		1'31.799	1'46.060	1'31.799	1.622	0.046	157,766	30
18	34 R. IRWIN	IRL	Astro-JJR Suzuki	Suzuki GSXR750		1'31.864	1'46.797	1'31.864	1.687	0.065	157,655	25
19	15 E. MCMANUS	IRL	Completely Motorbikes Triumph	Triumph Street Triple RS 765		1'31.994		1'31.994	1.817	0.130	157,432	22
20	51 A. SARMOON	THA	Yamaha Thailand Racing Team	Yamaha YZF R6		1'32.134	1'43.800	1'32.134	1.957	0.140	157,193	33
21	19 A. MANTOVANI	ITA	Evan Bros. WorldSSP Yamaha Team	Yamaha YZF R6		1'32.530		1'32.530	2.353	0.396	156,520	17
22	71 T. EDWARDS	AUS	Yart-Yamaha WorldSSP Team	Yamaha YZF R6	*	1'32.541	1'45.872	1'32.541	2.364	0.011	156,501	26
23	27 A. DIAZ	ESP	Arco Yart Yamaha WorldSSP	Yamaha YZF R6	*	1'32.545	1'48.169	1'32.545	2.368	0.004	156,495	36
24	17 J. MCPHEE	GBR	Vince64 by Puccetti Racing	Kawasaki ZX-6R		1'32.582	1'45.281	1'32.582	2.405	0.037	156,432	25
25	95 T. MACKENZIE	GBR	PETRONAS MIE Racing Honda Team	Honda CBR600RR		1'32.707	1'46.126	1'32.707	2.530	0.125	156,221	25
26	4 H. TRUELOVE	GBR	Dynavolt Triumph	Triumph Street Triple RS 765		1'33.018	1'47.850	1'33.018	2.841	0.311	155,699	29
27	68 L. POWER	AUS	Motozoo ME AIR Racing	Kawasaki ZX-6R	*	1'33.258		1'33.258	3.081	0.240	155,298	21
28	25 A. VERDOIA	FRA	Yamaha Thailand Racing Team	Yamaha YZF R6		1'33.735	1'47.267	1'33.735	3.558	0.477	154,508	6
29	73 M. KOFLER	AUT	D34G Racing	Ducati Panigale V2	*	1'33.915		1'33.915	3.738	0.180	154,212	22
30	16 Y. OKAYA	JPN	ProDina Kawasaki Racing	Kawasaki ZX-6R	*	1'34.259	1'45.559	1'34.259	4.082	0.344	153,649	40
31	98 M. ABE	JPN	VFT Racing WEBIKE Yamaha	Yamaha YZF R6	*	1'34.999	1'49.038	1'34.999	4.822	0.740	152,452	39
32	7 A. NORRODIN	MAS	PETRONAS MIE Racing Honda Team	Honda CBR600RR		1'36.237	1'49.313	1'36.237	6.060	1.238	150,491	17

* WorldSSP Challenge

30/06/2023

These data/results cannot be reproduced, stored and/or transmitted in whole or in part by any manner of electronic, mechanical, photocopying, recording, broadcasting or otherwise now known or herein after developed without the previous express consent by the copyright owner, except for reproduction in daily press and regular printed publications on sale to the public within 60 days of the event related to those data/results and always provided that copyright symbol appears together as follows below.

© DORNA WSBK ORGANIZATION Srl 2023



Prosecco DOC UK Round, 30 June - 2 July 2023
Best Sectors & Speed Free Practice 2nd Session

Donington Park 4.023 m

BEST LAP			
1	9	J. NAVARRO	Yamaha YZF R6 1'43.646
2	51	A. SARMOON	Yamaha YZF R6 1'43.800
3	3	R. DE ROSA	Ducati Panigale V2 1'43.917
4	64	F. CARICASULO	Ducati Panigale V2 1'44.063
5	94	V. DEBISE	Yamaha YZF R6 1'44.400
6	62	S. MANZI	Yamaha YZF R6 1'44.729
7	66	N. TUULI	Triumph Street Triple RS 765 1'44.812
8	11	N. BULEGA	Ducati Panigale V2 1'45.029
9	17	J. MCPHEE	Kawasaki ZX-6R 1'45.281
10	28	G. VAN STRAALEN	Yamaha YZF R6 1'45.534
11	16	Y. OKAYA	Kawasaki ZX-6R 1'45.559
12	22	F. FULIGNI	Ducati Panigale V2 1'45.559
13	71	T. EDWARDS	Yamaha YZF R6 1'45.872
14	29	N. SPINELLI	Yamaha YZF R6 1'46.060
15	95	T. MACKENZIE	Honda CBR600RR 1'46.126
16	34	R. IRWIN	Suzuki GSXR750 1'46.797
17	25	A. VERDOIA	Yamaha YZF R6 1'47.267
18	55	Y. MONTELLA	Ducati Panigale V2 1'47.701
19	4	H. TRUELOVE	Triumph Street Triple RS 765 1'47.850
20	27	A. DIAZ	Yamaha YZF R6 1'48.169
21	98	M. ABE	Yamaha YZF R6 1'49.038
22	7	A. NORRODIN	Honda CBR600RR 1'49.313
23	23	M. SCHROETTER	MV Agusta F3 800 RR 1'51.298
24	14	L. MAHIAS	Kawasaki ZX-6R
25	15	E. MCMANUS	Triumph Street Triple RS 765
26	19	A. MANTOVANI	Yamaha YZF R6
27	32	D. BAYLISS	Ducati Panigale V2
28	54	B. SOFUOGLU	MV Agusta F3 800 RR
29	68	L. POWER	Kawasaki ZX-6R
30	69	T. BOOTH-AMOS	Kawasaki ZX-6R
31	73	M. KOFLER	Ducati Panigale V2
32	99	A. HUERTAS	Kawasaki ZX-6R

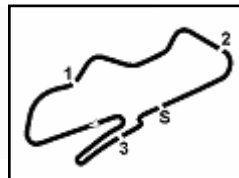
SPEED			
1	3	R. DE ROSA	Ducati Panigale V2 232,8
2	9	J. NAVARRO	Yamaha YZF R6 231,8
3	11	N. BULEGA	Ducati Panigale V2 231,3
4	64	F. CARICASULO	Ducati Panigale V2 231,3
5	34	R. IRWIN	Suzuki GSXR750 230,3
6	22	F. FULIGNI	Ducati Panigale V2 230,3
7	94	V. DEBISE	Yamaha YZF R6 230,3
8	17	J. MCPHEE	Kawasaki ZX-6R 230,3
9	51	A. SARMOON	Yamaha YZF R6 229,8
10	28	G. VAN STRAALEN	Yamaha YZF R6 229,8
11	55	Y. MONTELLA	Ducati Panigale V2 229,3
12	62	S. MANZI	Yamaha YZF R6 229,3
13	16	Y. OKAYA	Kawasaki ZX-6R 228,8
14	4	H. TRUELOVE	Triumph Street Triple RS 765 228,3
15	27	A. DIAZ	Yamaha YZF R6 227,8
16	71	T. EDWARDS	Yamaha YZF R6 227,8
17	29	N. SPINELLI	Yamaha YZF R6 227,4
18	66	N. TUULI	Triumph Street Triple RS 765 226,9
19	25	A. VERDOIA	Yamaha YZF R6 226,9
20	23	M. SCHROETTER	MV Agusta F3 800 RR 225,9
21	95	T. MACKENZIE	Honda CBR600RR 224,1
22	98	M. ABE	Yamaha YZF R6 223,6
23	7	A. NORRODIN	Honda CBR600RR 220,9

SEG. 1		SEG. 2		SEG. 3		SEG. 4					
1	66	N. TUULI	22.210	1	51	A. SARMOON	25.733	1	64	F. CARICASULO	26.384
2	11	N. BULEGA	22.210	2	9	J. NAVARRO	28.726	2	9	J. NAVARRO	26.654
3	9	J. NAVARRO	22.225	3	62	S. MANZI	28.793	3	3	R. DE ROSA	26.666
4	94	V. DEBISE	22.230	4	94	V. DEBISE	28.816	4	9	J. NAVARRO	26.012
5	64	F. CARICASULO	22.240	5	3	R. DE ROSA	28.869	5	94	V. DEBISE	26.195
6	51	A. SARMOON	22.302	6	64	F. CARICASULO	28.965	6	62	S. MANZI	26.383
7	3	R. DE ROSA	22.312	7	11	N. BULEGA	29.004	7	11	N. BULEGA	26.401
8	62	S. MANZI	22.325	8	66	N. TUULI	29.028	8	71	T. EDWARDS	26.495
9	17	J. MCPHEE	22.363	9	17	J. MCPHEE	29.050	9	28	G. VAN STRAALEN	26.548
10	29	N. SPINELLI	22.426	10	16	Y. OKAYA	29.124	10	16	Y. OKAYA	26.557
11	95	T. MACKENZIE	22.519	11	71	T. EDWARDS	29.125	11	22	F. FULIGNI	26.564
12	28	G. VAN STRAALEN	22.567	12	28	G. VAN STRAALEN	29.129	12	34	R. IRWIN	26.581
13	22	F. FULIGNI	22.571	13	95	T. MACKENZIE	29.340	13	25	A. VERDOIA	26.593
14	71	T. EDWARDS	22.724	14	29	N. SPINELLI	29.350	14	95	T. MACKENZIE	26.689
15	34	R. IRWIN	22.728	15	22	F. FULIGNI	29.363	15	17	J. MCPHEE	26.726
16	16	Y. OKAYA	22.789	16	4	H. TRUELOVE	29.571	16	66	N. TUULI	26.752
17	55	Y. MONTELLA	22.805	17	55	Y. MONTELLA	29.654	17	29	N. SPINELLI	26.854
18	4	H. TRUELOVE	22.950	18	98	M. ABE	29.707	18	55	Y. MONTELLA	27.041
19	7	A. NORRODIN	23.112	19	34	R. IRWIN	29.730	19	27	A. DIAZ	27.228
20	27	A. DIAZ	23.134	20	25	A. VERDOIA	29.979	20	4	H. TRUELOVE	27.284
21	98	M. ABE	23.390	21	7	A. NORRODIN	30.017	21	98	M. ABE	27.500
22	25	A. VERDOIA	23.527	22	27	A. DIAZ	30.054	22	7	A. NORRODIN	27.854
23	23	M. SCHROETTER	23.954	23	23	M. SCHROETTER	30.826	23	23	M. SCHROETTER	27.972

30/06/2023

These data/results cannot be reproduced, stored and/or transmitted in whole or in part by any manner of electronic, mechanical, photocopying, recording, broadcasting or otherwise now known or herein after developed without the previous express consent by the copyright owner, except for reproduction in daily press and regular printed publications on sale to the public within 60 days of the event related to those data/results and always provided that copyright symbol appears together as follows below.

© DORNA WSBK ORGANIZATION Srl 2023



Donington Park 4.023 m

Prosecco DOC UK Round, 30 June - 2 July 2023
Ideal Times Free Practice 2nd Session

No.	Rider	Nat	Bike	Seg. 1 Diff. 1	Seg. 2 Diff. 2	Seg. 3 Diff. 3	Seg. 4 Diff. 4	Ideal Time Best Lap	Pos.	Diff.
1	51 A. SARMOON	THA	Yamaha YZF R6	22.302 +0.102	28.654 +0.325	25.733	26.666 +0.018	1'43.355 1'43.800	2	0.445
2	64 F. CARICASULO	ITA	Ducati Panigale V2	22.240	28.965 +0.273	25.866 +0.335	26.384	1'43.455 1'44.063	4	0.608
3	9 J. NAVARRO	ESP	Yamaha YZF R6	22.225 +0.029	28.726	26.012	26.654	1'43.617 1'43.646	1	0.029
4	3 R. DE ROSA	ITA	Ducati Panigale V2	22.312	28.869 +0.025	25.891 +0.115	26.705	1'43.777 1'43.917	3	0.140
5	94 V. DEBISE	FRA	Yamaha YZF R6	22.230	28.816	26.195	27.051 +0.108	1'44.292 1'44.400	5	0.108
6	62 S. MANZI	ITA	Yamaha YZF R6	22.325 +0.100	28.793	26.383	26.872 +0.256	1'44.373 1'44.729	6	0.356
7	11 N. BULEGA	ITA	Ducati Panigale V2	22.210 +0.318	29.004	26.401	26.998 +0.098	1'44.613 1'45.029	8	0.416
8	66 N. TUULI	FIN	Triumph Street Triple RS 765	22.210	29.028	26.752	26.822	1'44.812 1'44.812	7	
9	28 G. VAN STRAALEN	NED	Yamaha YZF R6	22.567	29.129	26.548 +0.418	26.808 +0.064	1'45.052 1'45.534	10	0.482
10	16 Y. OKAYA	JPN	Kawasaki ZX-6R	22.789 +0.050	29.124 +0.124	26.557 +0.018	26.689 +0.208	1'45.159 1'45.559	11	0.400
11	17 J. MCPHEE	GBR	Kawasaki ZX-6R	22.363	29.050	26.726	27.046 +0.096	1'45.185 1'45.281	9	0.096
12	22 F. FULIGNI	ITA	Ducati Panigale V2	22.571	29.363 +0.017	26.564	26.985 +0.059	1'45.483 1'45.559	12	0.076
13	71 T. EDWARDS	AUS	Yamaha YZF R6	22.724 +0.049	29.125 +0.302	26.495 +0.032	27.145	1'45.489 1'45.872	13	0.383
14	95 T. MACKENZIE	GBR	Honda CBR600RR	22.519 +0.188	29.340	26.689 +0.157	27.233	1'45.781 1'46.126	15	0.345
15	29 N. SPINELLI	ITA	Yamaha YZF R6	22.426	29.350	26.854 +0.056	27.267 +0.107	1'45.897 1'46.060	14	0.163
16	34 R. IRWIN	IRL	Suzuki GSXR750	22.728	29.730 +0.047	26.581	27.711	1'46.750 1'46.797	16	0.047
17	25 A. VERDOIA	FRA	Yamaha YZF R6	23.527	29.979	26.593	27.038 +0.130	1'47.137 1'47.267	17	0.130
18	4 H. TRUELOVE	GBR	Triumph Street Triple RS 765	22.950	29.571 +0.151	27.284 +0.156	27.400 +0.338	1'47.205 1'47.850	19	0.645
19	55 Y. MONTELLA	ITA	Ducati Panigale V2	22.805	29.654	27.041 +0.402	27.799	1'47.299 1'47.701	18	0.402
20	27 A. DIAZ	ESP	Yamaha YZF R6	23.134 +0.139	30.054	27.228 +0.107	27.323 +0.184	1'47.739 1'48.169	20	0.430
21	98 M. ABE	JPN	Yamaha YZF R6	23.390 +0.064	29.707 +0.230	27.500	27.822 +0.325	1'48.419 1'49.038	21	0.619
22	7 A. NORRODIN	MAS	Honda CBR600RR	23.112	30.017	27.854 +0.029	27.622 +0.679	1'48.605 1'49.313	22	0.708
23	23 M. SCHROETTER	GER	MV Agusta F3 800 RR	23.954 +0.038	30.826	27.972 +0.058	28.450	1'51.202 1'51.298	23	0.096
14	L. MAHIAS	FRA	Kawasaki ZX-6R							
15	E. MCMANUS	IRL	Triumph Street Triple RS 765							
19	A. MANTOVANI	ITA	Yamaha YZF R6							
32	O. BAYLISS	AUS	Ducati Panigale V2							
54	B. SOFUOGLU	TUR	MV Agusta F3 800 RR							
68	L. POWER	AUS	Kawasaki ZX-6R							
69	T. BOOTH-AMOS	GBR	Kawasaki ZX-6R							
73	M. KOFLER	AUT	Ducati Panigale V2							
99	A. HUERTAS	ESP	Kawasaki ZX-6R							
Overall Ideal Time				22.210	28.654	25.733	26.384	1'42.981		

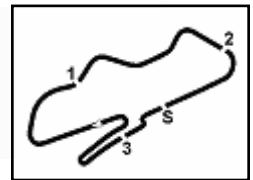
30/06/2023

These data/results cannot be reproduced, stored and/or transmitted in whole or in part by any manner of electronic, mechanical, photocopying, recording, broadcasting or otherwise now known or herein after developed without the previous express consent by the copyright owner, except for reproduction in daily press and regular printed publications on sale to the public within 60 days of the event related to those data/results and always provided that copyright symbol appears together as follows below.

© DORNA WSBK ORGANIZATION Srl 2023

FICR PERUGIA TIMING





Donington Park 4.023 m

Prosecco DOC UK Round, 30 June - 2 July 2023
Chronological Analysis Free Practice 2nd Session

1 / 3

1° 9 J. NAVARRO [1'43.646]							
Lap	Seg1	Seg2	Seg3	Seg4	Lap Time	km/h	Local Time
1		34.711	30.511	30.164	202.6	16:13'44.855	
2	25.101	33.118	29.944	30.958	1'59.121	216,0	16:15'43.976
3	24.931	33.077	29.601	28.926	1'56.535	215,1	16:17'40.511
4	24.114	31.876	28.565	27.950	1'52.505	220,4	16:19'33.016
5	23.391	30.845	27.507	27.631	1'49.374	227,8	16:21'22.390
6	23.105	30.471	27.461	27.178	1'48.215	226,4	16:23'10.605
7	22.949	29.763	26.909	26.879	1'46.500	226,9	16:24'57.105
8	22.587	29.762	26.743	26.829	1'45.921	227,4	16:26'43.026
9	22.527	29.623	26.745	26.970	1'45.865	228,8	16:28'28.891
10	22.229	29.055	26.443	26.773	1'44.500	230,8	16:30'13.391
11	22.365	29.220	26.454	26.827	1'44.866	230,3	16:31'58.257
12	22.225	29.065	26.327	27.051	1'44.668	230,8	16:33'42.925
13	24.093	31.573	28.599	33.935	1'58.200P	214,7	16:35'41.125
14	3'10.712	30.188	26.775	26.981	4'34.656P	228,3	16:40'15.781
15	22.292	29.249	26.317	26.807	1'44.665	229,3	16:42'00.446
16	22.293	29.036	26.051	26.811	1'44.191	231,3	16:43'44.637
17	22.254	28.726	26.012	26.654	1'43.646	231,8	16:45'28.283

13	22.454	29.415	25.866	26.435	1'44.170	231,3	16:43'40.953
14	22.665	29.387	25.971	26.979	1'45.002	231,3	16:45'25.955

5° 94 V. DEBISE [1'44.400]							
Lap	Seg1	Seg2	Seg3	Seg4	Lap Time	km/h	Local Time
1		37.597	31.976	31.089		211,4	16:22'53.320
2	25.135	31.945	28.437	28.308	1'53.825	222,7	16:24'47.145
3	23.256	30.249	27.114	27.339	1'47.958	226,9	16:26'35.103
4	22.523	29.682	26.668	27.499	1'46.372	225,9	16:28'21.475
5	22.580	29.762	26.934	27.314	1'46.590	225,9	16:30'08.065
6	22.420	29.335	26.749	27.213	1'45.717	224,1	16:31'53.782
7	22.446	29.151	26.993	27.316	1'45.906	226,6	16:33'39.688
8	22.525	29.285	26.812	27.434	1'46.056	223,4	16:35'25.744
9	22.472	29.814	27.053	31.152	1'50.491P	224,1	16:37'16.235
10	2'17.017	30.413	27.126	28.216	3'42.772P	225,9	16:40'59.007
11	22.453	29.412	26.504	27.243	1'45.612	228,3	16:42'44.619
12	22.466	30.245	26.504	27.051	1'46.266	230,3	16:44'30.885
13	22.230	28.816	26.195	27.159	1'44.400	230,3	16:46'15.285

2° 51 A. SARMOON [1'43.800]							
Lap	Seg1	Seg2	Seg3	Seg4	Lap Time	km/h	Local Time
1		30.464	28.742	30.596		218,2	16:24'16.901
2	23.226	29.974	27.068	27.477	1'47.745	222,2	16:26'04.646
3	22.982	30.141	27.408	27.900	1'48.431	224,1	16:27'53.077
4	22.699	29.280	26.742	26.817	1'45.538	226,9	16:29'38.615
5	22.786	29.384	26.529	26.696	1'45.395	226,4	16:31'24.010
6	22.678	29.288	26.567	26.824	1'45.357	224,5	16:33'09.367
7	22.495	29.073	26.534	26.774	1'44.876	226,9	16:34'54.243
8	22.302	29.195	26.499	26.818	1'44.814	226,4	16:36'39.057
9	22.426	28.661	26.475	26.886	1'44.448	225,0	16:38'23.505
10	23.428	30.827	30.659	28.619	1'53.533C	223,1	16:40'17.038
11	22.344	29.720	26.088	26.666	1'44.818	226,9	16:42'01.856
12	22.404	28.979	25.733	26.684	1'43.800	229,8	16:43'45.656
13	22.420	28.654	26.054	26.687	1'43.815	229,8	16:45'29.471

6° 62 S. MANZI [1'44.729]							
Lap	Seg1	Seg2	Seg3	Seg4	Lap Time	km/h	Local Time
1		32.749	28.943	29.063		214,3	16:16'34.999
2	24.301	31.402	28.229	28.172	1'52.104	225,5	16:18'27.103
3	23.295	30.552	27.288	27.139	1'48.274	225,5	16:20'15.377
4	22.905	29.744	27.007	27.253	1'46.909	224,5	16:22'02.286
5	22.645	29.423	27.041	27.401	1'46.510	224,5	16:23'48.796
6	22.683	29.463	26.962	27.000	1'46.108	227,4	16:25'34.904
7	22.352	29.281	27.010	27.177	1'45.820	225,9	16:27'20.724
8	22.518	29.540	27.035	27.143	1'46.236	225,0	16:29'06.960
9	22.553	29.109	26.757	26.976	1'45.395	228,3	16:30'52.355
10	22.482	29.170	26.851	27.129	1'45.632	226,9	16:32'37.987
11	22.325	29.511	26.971	26.970	1'45.777	227,8	16:34'23.764
12	22.655	28.807	26.550	27.301	1'45.313	227,4	16:36'09.077
13	22.425	28.793	26.383	27.128	1'44.729	227,4	16:37'53.806
14	22.727	29.093	26.970	27.490	1'46.280	229,3	16:39'40.086
15	22.437	29.513	26.580	27.000	1'45.530	229,3	16:41'25.616
16	22.527	29.324	26.604	27.029	1'45.484	226,9	16:43'11.100
17	22.570	29.219	26.458	29.502	1'47.749	225,9	16:44'58.849
18	22.519	29.082	26.647	26.872	1'45.120	228,3	16:46'43.969

3° 3 R. DE ROSA [1'43.917]							
Lap	Seg1	Seg2	Seg3	Seg4	Lap Time	km/h	Local Time
1		33.203	29.843	28.775		205,3	16:32'41.469
2	23.339	30.035	27.024	27.164	1'47.562	226,4	16:34'29.031
3	22.474	29.117	26.384	27.279	1'45.254	229,8	16:36'14.285
4	22.468	29.087	26.348	26.714	1'44.617	228,3	16:37'58.902
5	22.543	29.044	26.272	27.075	1'44.934	229,3	16:39'43.836
6	22.470	29.446	26.210	26.837	1'44.963	230,3	16:41'28.799
7	22.312	28.894	26.006	26.705	1'43.917	230,8	16:43'12.716
8	22.324	28.869	25.891	26.892	1'43.976	232,8	16:44'56.692
9	24.954	30.652	27.749	38.752	2'02.107P	223,6	16:46'58.799

7° 66 N. TUULI [1'44.812]							
Lap	Seg1	Seg2	Seg3	Seg4	Lap Time	km/h	Local Time
1		35.857	29.971	30.482		213,9	16:28'01.496
2	24.166	31.862	28.360	30.523	1'54.911	218,2	16:29'56.407
3	23.075	29.790	27.049	27.420	1'47.334	225,9	16:31'43.741
4	22.538	29.563	27.115	27.240	1'46.456	225,9	16:33'30.197
5	22.364	29.468	26.914	26.892	1'45.638	226,9	16:35'15.835
6	22.210	29.028	26.752	26.822	1'44.812	226,4	16:37'00.647
7	24.326	29.971	27.436	35.272	1'57.005P	220,9	16:38'57.652

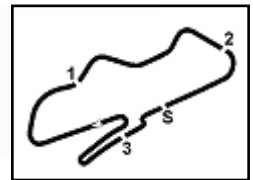
4° 64 F. CARICASULO [1'44.063]							
Lap	Seg1	Seg2	Seg3	Seg4	Lap Time	km/h	Local Time
1		34.340	29.928	29.073		200,0	16:22'25.428
2	24.224	31.407	27.564	27.567	1'50.762	227,8	16:24'16.190
3	23.376	30.189	26.986	27.237	1'47.788	228,8	16:26'03.978
4	23.401	30.101	27.298	26.821	1'47.621	226,4	16:27'51.599
5	22.802	29.861	26.608	27.013	1'46.284	228,8	16:29'37.883
6	23.023	29.412	26.604	26.765	1'45.804	230,3	16:31'23.687
7	22.496	29.514	26.530	26.786	1'45.326	227,4	16:33'09.013
8	22.430	29.123	26.661	26.714	1'44.928	227,8	16:34'53.941
9	22.240	29.238	26.201	26.384	1'44.063	228,8	16:36'38.004
10	22.541	28.965	29.208	26.942	1'47.656	201,5	16:38'25.660
11	22.916	29.536	26.586	26.661	1'45.699	226,4	16:40'11.359
12	22.665	29.488	26.458	26.813	1'45.424	225,9	16:41'56.783

8° 11 N. BULEGA [1'45.029]							
Lap	Seg1	Seg2	Seg3	Seg4	Lap Time	km/h	Local Time
1		31.925	27.374	27.449		226,4	16:28'51.607
2	22.572	29.646	26.695	27.057	1'45.970	229,3	16:30'37.577
3	22.744	29.686	26.600	27.066	1'46.096	230,8	16:32'23.673
4	22.692	29.041	27.059	34.126	1'52.918P	229,3	16:34'16.591
5	1'40.029	29.816	26.635	26.998	3'03.478P	231,3	16:37'20.069
6	22.870	29.227	26.659	27.588	1'46.344	230,3	16:39'06.413
7	23.052	29.976	26.603	27.147	1'46.778	229,8	16:40'53.191
8	22.547	29.231	26.471	27.455	1'45.704	230,3	16:42'38.895
9	22.528	29.004	26.401	27.096	1'45.029	230,3	16:44'23.924
10	22.210	29.034	26.542	27.287	1'45.073	229,8	16:46'08.997

30/06/2023 P = Pits In/Out - C = Lap Time Cancelled

These data/results cannot be reproduced, stored and/or transmitted in whole or in part by any manner of electronic, mechanical, photocopying, recording, broadcasting or otherwise now known or herein after developed without the previous express consent by the copyright owner, except for reproduction in daily press and regular printed publications on sale to the public within 60 days of the event related to those data/results and always provided that copyright symbol appears together as follows below.

© DORNA WSBK ORGANIZATION Srl 2023



Donington Park 4.023 m

Prosecco DOC UK Round, 30 June - 2 July 2023
Chronological Analysis Free Practice 2nd Session

2 / 3

9° 17 J. MCPHEE [1'45.281]

Lap	Seg1	Seg2	Seg3	Seg4	Lap Time	km/h	Local Time
1		32.338	28.329	28.405		225,5	16:29'15.973
2	23.070	29.765	26.963	27.202	1'47.000	228,3	16:31'02.973
3	22.591	29.435	26.740	27.181	1'45.947	228,8	16:32'48.920
4	22.444	29.437	26.752	27.046	1'45.679	226,4	16:34'34.599
5	22.363	29.050	26.726	27.142	1'45.281	228,3	16:36'19.880
6	22.649	29.345	27.556	27.482	1'47.032	226,4	16:38'06.912
7	22.759	29.221	27.466	33.583	1'53.029P	227,4	16:39'59.941
8	3'27.328	29.683	27.207	29.948	4'54.166P	226,9	16:44'54.107
9	22.547	29.280	26.828	27.382	1'46.037	230,3	16:46'40.144

7	22.841	30.046	27.309	26.985	1'47.181	229,8	16:42'43.100
8	22.571	29.380	26.564	27.044	1'45.559	230,3	16:44'28.659
9	22.617	29.363	27.128	27.912	1'47.020	229,8	16:46'15.679

13° 71 T. EDWARDS [1'45.872]

Lap	Seg1	Seg2	Seg3	Seg4	Lap Time	km/h	Local Time
1		36.334	34.415	38.699		204,9	16:03'51.624
2	8'28.091	34.036	28.773	29.174	10'00.074P	220,0	16:13'51.698
3	25.060	31.654	28.131	28.237	1'53.082	224,1	16:15'44.780
4	24.291	31.048	27.607	27.822	1'50.768	223,1	16:17'35.548
5	23.908	30.682	27.452	27.425	1'49.467	218,2	16:19'25.015
6	23.489	30.280	27.047	27.403	1'48.219	225,0	16:21'13.234
7	23.554	29.939	27.702	35.317	1'56.512P	225,5	16:23'09.746
8	9'14.261	32.184	28.193	28.231	10'42.869P	223,1	16:33'52.615
9	23.204	29.602	27.138	27.192	1'47.136	220,9	16:35'39.751
10	22.773	29.427	26.527	27.145	1'45.872	227,8	16:37'25.623
11	22.724	29.125	26.495	27.967	1'46.311	227,8	16:39'11.934
12	24.061	31.979	34.951	36.246	2'07.237C	203,4	16:41'19.171
13	23.382	30.367	27.973	34.637	1'56.359P	218,2	16:43'15.530

10° 28 G. VAN STRAALLEN [1'45.534]

Lap	Seg1	Seg2	Seg3	Seg4	Lap Time	km/h	Local Time
1		34.452	29.857	30.115		214,7	16:19'02.522
2	24.779	33.095	28.644	28.364	1'54.882	224,5	16:20'57.404
3	23.519	31.092	27.983	27.668	1'50.262	226,4	16:22'47.666
4	23.072	30.129	27.633	27.126	1'47.960	225,9	16:24'35.626
5	22.903	30.068	27.241	27.248	1'47.460	225,0	16:26'23.086
6	22.768	29.640	26.975	27.140	1'46.523	226,4	16:28'09.609
7	22.758	29.329	26.869	27.058	1'46.014	227,8	16:29'55.623
8	22.567	29.129	26.966	26.872	1'45.534	225,0	16:31'41.157
9	22.746	30.733	28.351	34.066	1'55.896P	222,2	16:33'37.053
10	4'27.654	31.078	27.513	27.394	5'53.639P	223,1	16:39'30.692
11	23.368	29.876	26.828	26.808	1'46.880	227,8	16:41'17.572
12	22.665	29.513	26.764	27.010	1'45.952	228,3	16:43'03.524
13	22.750	29.320	26.548	30.533	1'49.151	229,8	16:44'52.675
14	22.750	29.404	26.729	28.109	1'46.992	229,3	16:46'39.667

14° 29 N. SPINELLI [1'46.060]

Lap	Seg1	Seg2	Seg3	Seg4	Lap Time	km/h	Local Time
1		35.337	32.684	31.915		213,4	16:26'27.871
2	24.216	31.447	28.252	27.971	1'51.886	223,1	16:28'19.757
3	23.208	30.291	27.876	27.864	1'49.239	223,6	16:30'08.996
4	22.702	29.916	27.235	27.272	1'47.125	225,5	16:31'56.121
5	22.427	29.833	26.854	27.267	1'46.381	227,4	16:33'42.502
6	22.426	29.350	26.910	27.374	1'46.060	226,9	16:35'28.562
7	22.816	29.992	27.537	28.291	1'48.636	214,7	16:37'17.198
8	22.758	29.580	28.190	30.896	1'51.424	206,1	16:39'08.622
9	22.960	29.953	27.272	32.547	1'52.732P	221,3	16:41'01.354
10	2'42.553	30.126	27.353	27.444	4'07.476P	224,1	16:45'08.830

11° 16 Y. OKAYA [1'45.559]

Lap	Seg1	Seg2	Seg3	Seg4	Lap Time	km/h	Local Time
1		34.384	29.619	32.585		205,7	16:02'14.771
2	25.477	33.859	28.896	30.789	1'59.021	213,9	16:04'13.792
3	25.152	32.847	28.535	34.087	2'00.621	213,4	16:06'14.413
4	24.913	32.743	28.951	28.851	1'55.458	219,5	16:08'09.871
5	24.898	32.712	28.038	28.886	1'54.534	221,3	16:10'04.405
6	24.275	31.292	27.776	34.895	1'58.238P	223,6	16:12'02.643
7	3'09.870	31.465	27.381	27.737	4'36.453P	224,5	16:16'39.096
8	24.428	30.592	27.018	27.446	1'49.484	225,0	16:18'28.580
9	23.018	30.105	26.869	26.995	1'46.987	225,0	16:20'15.567
10	23.147	30.032	26.876	26.917	1'46.972	222,7	16:22'02.539
11	22.938	29.393	26.557	26.769	1'45.657	226,9	16:23'48.196
12	22.856	29.400	26.775	26.689	1'45.720	227,4	16:25'33.916
13	22.789	29.341	26.631	26.945	1'45.706	227,8	16:27'19.622
14	22.823	29.427	26.749	27.010	1'46.009	227,4	16:29'05.631
15	22.938	29.124	26.755	27.183	1'46.000	228,3	16:30'51.631
16	22.839	29.248	26.575	26.897	1'45.559	227,4	16:32'37.190
17	22.868	29.522	26.799	26.740	1'45.929	226,9	16:34'23.119
18	24.933	30.392	27.242	33.993	1'56.560P	225,9	16:36'19.679
19	3'57.423	32.067	27.530	27.765	5'24.785P	226,9	16:41'44.464
20	23.061	29.924	27.086	27.232	1'47.303	225,5	16:43'31.767
21	22.957	29.798	26.778	27.161	1'46.694	228,8	16:45'18.461

15° 95 T. MACKENZIE [1'46.126]

Lap	Seg1	Seg2	Seg3	Seg4	Lap Time	km/h	Local Time
1		32.756	28.756	28.475		216,0	16:33'37.605
2	23.498	31.117	27.735	27.635	1'49.985	219,1	16:35'27.590
3	23.159	30.341	27.249	30.094	1'50.843	221,3	16:37'18.433
4	23.315	30.139	27.117	28.168	1'48.739	224,1	16:39'07.172
5	23.173	30.109	26.909	27.676	1'47.867	222,2	16:40'55.039
6	22.999	29.820	26.753	27.410	1'46.982	221,8	16:42'42.021
7	22.707	29.340	26.846	27.233	1'46.126	222,7	16:44'28.147
8	22.519	29.508	26.689	28.220	1'46.936	222,2	16:46'15.083

16° 34 R. IRWIN [1'46.797]

Lap	Seg1	Seg2	Seg3	Seg4	Lap Time	km/h	Local Time
1							16:27'30.294
2							1'48.173
3							1'52.898P
4	5'26.462	29.923	27.037	27.868	6'51.290P	223,6	16:38'02.655
5	23.076	29.730	27.042	27.884	1'47.732	228,8	16:39'50.387
6	22.728	29.777	26.581	27.711	1'46.797	229,3	16:41'37.184
7	22.919	29.797	26.807	27.989	1'47.512	230,3	16:43'24.696
8	22.987	29.936	26.968	33.033	1'52.924P	230,3	16:45'17.620

12° 22 F. FULIGNI [1'45.559]

Lap	Seg1	Seg2	Seg3	Seg4	Lap Time	km/h	Local Time
1		33.681	29.717	30.109		214,3	16:31'36.722
2	24.515	31.728	28.496	31.119	1'55.858	225,9	16:33'32.580
3	23.597	31.417	28.108	28.303	1'51.425	225,0	16:35'24.005
4	23.250	31.080	27.526	27.756	1'49.612	228,3	16:37'13.617
5	23.106	30.614	27.255	32.844	1'53.819	228,3	16:39'07.436
6	23.517	30.260	27.259	27.447	1'48.483	228,8	16:40'55.919

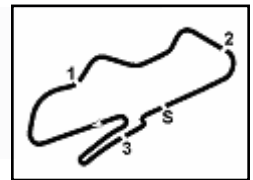
17° 25 A. VERDOIA [1'47.267]

Lap	Seg1	Seg2	Seg3	Seg4	Lap Time	km/h	Local Time
1			33.025	28.696	29.517	219,5	16:38'10.368
2	24.275	30.925	27.670	28.235	1'51.105	223,1	16:40'01.473
3	24.000	30.592	27.321	27.545	1'49.458	223,1	16:41'50.931
4	23.591	30.128	26.906	27.038	1'47.663	225,0	16:43'38.594
5	23.527	29.979	26.593	27.168	1'47.267	226,9	16:45'25.861

30/06/2023 P = Pits In/Out - C = Lap Time Cancelled

These data/results cannot be reproduced, stored and/or transmitted in whole or in part by any manner of electronic, mechanical, photocopying, recording, broadcasting or otherwise now known or herein after developed without the previous express consent by the copyright owner, except for reproduction in daily press and regular printed publications on sale to the public within 60 days of the event related to those data/results and always provided that copyright symbol appears together as follows below.

© DORNA WSBK ORGANIZATION Srl 2023



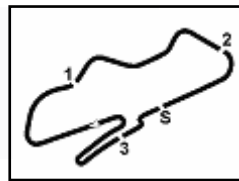
Prosecco DOC UK Round, 30 June - 2 July 2023
Chronological Analysis Free Practice 2nd Session

18° 55 Y. MONTELLA [1'47.701]								22° 7 A. NORRODIN [1'49.313]							
Lap	Seg.1	Seg.2	Seg.3	Seg.4	Lap Time	km/h	Local Time	Lap	Seg.1	Seg.2	Seg.3	Seg.4	Lap Time	km/h	Local Time
1		31.731	28.238	29.587		226,9	16:37'25.948	1	24.844	34.672	29.582	30.235		214,3	16:02'52.050
2	23.503	30.865	27.744	29.113	1'51.225	228,8	16:39'17.173	2	25.062	32.224	29.328	29.775	1'56.171	215,1	16:04'48.221
3	23.489	30.659	27.861	28.389	1'50.398	228,3	16:41'07.571	3	24.481	32.760	29.356	30.212	1'57.390	216,9	16:06'45.611
4	23.165	30.291	27.349	28.045	1'48.850	226,9	16:42'56.421	4	24.663	32.089	28.914	29.529	1'55.013	218,6	16:08'40.624
5	23.037	29.700	27.041	27.944	1'47.722	229,3	16:44'44.143	5	19'22.108	33.262	29.126	34.982	2'01.133P	218,2	16:10'41.757
6	22.805	29.654	27.443	27.799	1'47.701	228,3	16:46'31.844	6	23.754	33.224	29.630	28.958	2'053.920P	210,9	16:31'35.677
								7	23.500	31.378	28.277	28.760	1'52.169	220,0	16:33'27.846
								8	23.112	30.540	27.854	27.622	1'49.516	220,9	16:35'17.362
								9	23.944	30.017	27.883	28.301	1'49.313	218,2	16:37'06.675
								10		30.435	29.325	35.222	1'58.926P	209,7	16:39'05.601
19° 4 H. TRUELOVE [1'47.850]								23° 23 M. SCHROETTER [1'51.298]							
Lap	Seg.1	Seg.2	Seg.3	Seg.4	Lap Time	km/h	Local Time	Lap	Seg.1	Seg.2	Seg.3	Seg.4	Lap Time	km/h	Local Time
1		32.397	31.014	30.109	C	221,3	16:28'40.654	1		34.210	29.953	29.453		214,3	16:34'04.431
2	24.152	30.699	28.005	28.368	1'51.224	222,7	16:30'31.878	2	24.655	31.696	28.452	28.935	1'53.738	223,1	16:35'58.169
3	23.513	30.234	27.722	28.057	1'49.526	225,5	16:32'21.404	3	23.992	30.826	28.030	28.450	1'51.298	216,0	16:37'49.467
4	23.173	30.135	27.572	27.400	1'48.280	225,5	16:34'09.684	4	24.012	30.999	27.972	28.520	1'51.503	225,9	16:39'40.970
5	22.950	29.722	27.440	27.738	1'47.850	226,4	16:35'57.534	5	23.954	31.819	30.025	36.459	2'02.257CP	206,1	16:41'43.227
6	23.131	29.571	27.344	27.853	1'47.899	224,5	16:37'45.433								
7	23.534	30.670	27.748	30.208	1'52.160	225,0	16:39'37.593								
8	23.365	30.526	28.759	36.676	1'59.326CP	226,9	16:41'36.919								
9	1'47.383	30.199	27.284	28.174	3'13.040P	228,3	16:44'49.959								
10	23.338	29.674	27.326	27.700	1'48.038	226,9	16:46'37.997								
20° 27 A. DIAZ [1'48.169]								21° 98 M. ABE [1'49.038]							
Lap	Seg.1	Seg.2	Seg.3	Seg.4	Lap Time	km/h	Local Time	Lap	Seg.1	Seg.2	Seg.3	Seg.4	Lap Time	km/h	Local Time
1		34.900	30.269	30.360		204,9	16:15'08.931	1		37.421	32.417	32.789		195,3	16:10'37.963
2	25.804	33.222	29.267	29.270	1'57.563	221,8	16:17'06.494	2	27.478	35.006	30.928	31.846	2'05.258	207,7	16:12'43.221
3	24.497	32.071	28.527	28.923	1'54.018	226,9	16:19'00.512	3	26.089	33.206	29.813	29.960	1'59.068	217,7	16:14'42.289
4	24.368	31.803	28.385	28.616	1'53.172	223,6	16:20'53.684	4	25.145	32.302	29.363	29.444	1'56.254	220,4	16:16'38.543
5	24.097	31.780	28.320	28.017	1'52.214	225,0	16:22'45.898	5	25.199	32.504	29.185	29.106	1'55.994	220,0	16:18'34.537
6	23.793	30.938	28.025	27.694	1'50.450	227,4	16:24'36.348	6	24.763	31.963	28.884	28.554	1'54.164	220,4	16:20'28.701
7	23.294	30.651	27.308	27.482	1'48.735	227,8	16:26'25.083	7	24.241	31.796	28.574	28.492	1'53.103	221,3	16:22'21.804
8	23.349	30.311	27.506	27.372	1'48.538	227,4	16:28'13.621	8	24.394	30.712	28.298	28.393	1'51.797	221,8	16:24'13.601
9	23.134	30.196	27.851	31.462	1'52.643P	223,6	16:30'06.264	9	23.965	30.161	27.816	27.822	1'49.764	221,8	16:26'03.365
10	7'31.874	31.007	27.796	28.116	8'58.793P	225,9	16:39'05.057	10	23.625	30.105	27.984	28.032	1'49.746	221,8	16:27'53.111
11	24.108	30.892	27.228	27.323	1'49.551	227,8	16:40'54.608	11	26.744	41.939	36.326	40.267	2'25.276P	166,7	16:30'18.387
12	23.478	30.481	27.688	27.368	1'49.015	226,9	16:42'43.623	12	3'53.493	30.615	27.838	29.141	5'21.087P	221,8	16:35'39.474
13	23.273	30.054	27.335	27.507	1'48.169	225,9	16:44'31.792	13	24.040	30.292	27.884	28.661	1'50.877	222,7	16:37'30.351
14	27.498	30.716	28.023	28.151	1'54.388	220,4	16:46'26.180	14	23.839	30.141	27.735	28.531	1'50.246	222,2	16:39'20.597
								15	23.577	30.348	27.916	28.172	1'50.013	222,2	16:41'10.610
								16	23.454	29.937	27.500	28.147	1'49.038	223,6	16:42'59.648
								17	23.691	29.904	27.827	28.610	1'50.032	222,7	16:44'49.680
								18	23.390	29.707	27.911	28.416	1'49.424	221,8	16:46'39.104

30/06/2023 P = Pits In/Out - C = Lap Time Cancelled

These data/results cannot be reproduced, stored and/or transmitted in whole or in part by any manner of electronic, mechanical, photocopying, recording, broadcasting or otherwise now known or herein after developed without the previous express consent by the copyright owner, except for reproduction in daily press and regular printed publications on sale to the public within 60 days of the event related to those data/results and always provided that copyright symbol appears together as follows below.

© DORNA WSBK ORGANIZATION Srl 2023



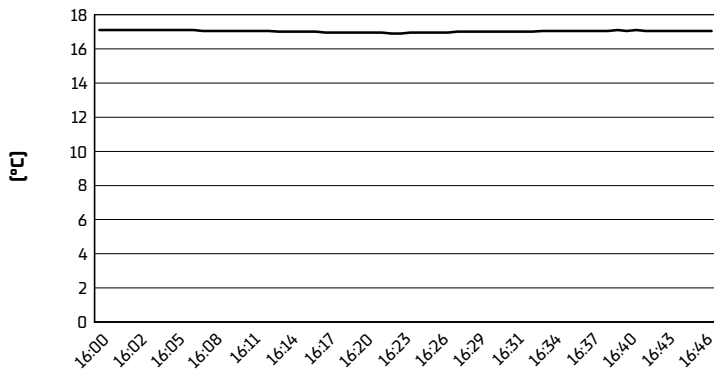
Donington Park 4.023 m

Prosecco DOC UK Round, 30 June - 2 July 2023

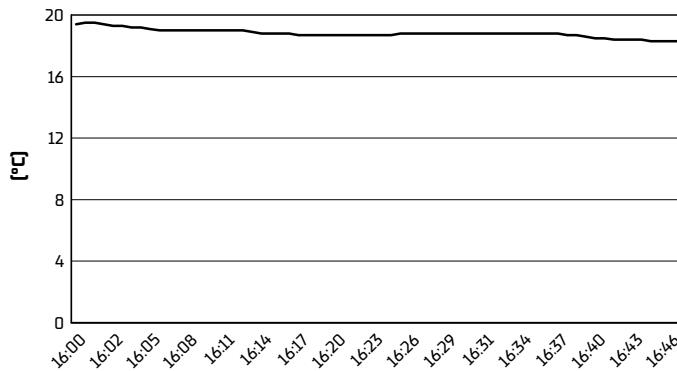
Weather Report Free Practice 2nd Session

Session started 16:00 - Session ended 16:47

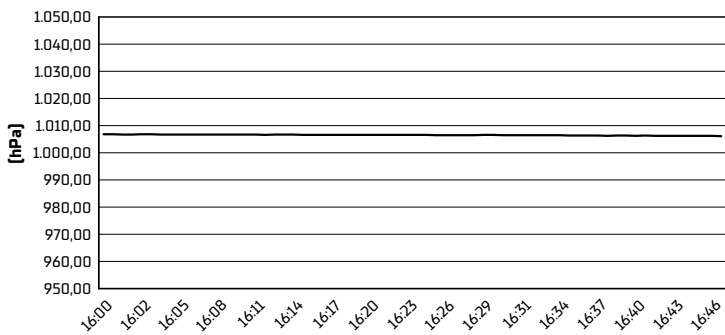
Air Temperature



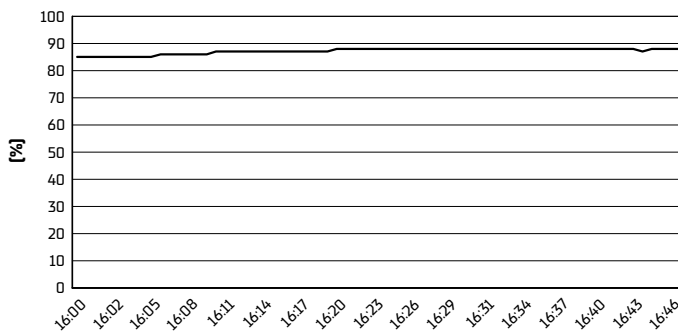
Track Temperature



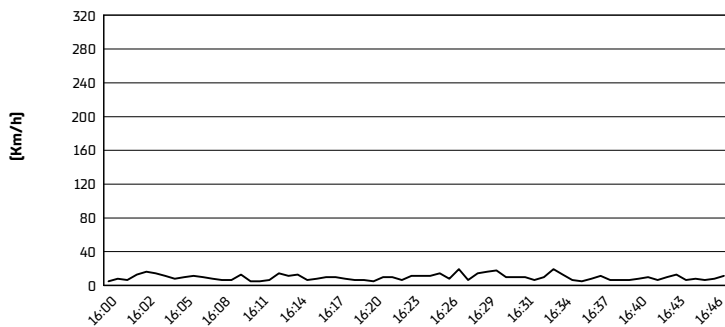
Air Pressure



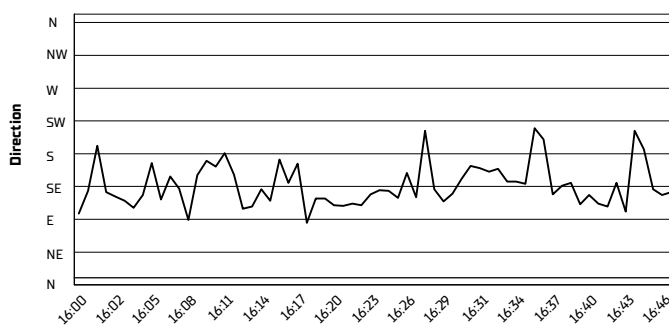
Humidity



Wind Speed



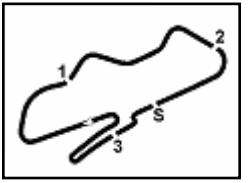
Wind Direction



30/06/2023

These data/results cannot be reproduced, stored and/or transmitted in whole or in part by any manner of electronic, mechanical, photocopying, recording, broadcasting or otherwise now known or herein after developed without the previous express consent by the copyright owner, except for reproduction in daily press and regular printed publications on sale to the public within 60 days of the event related to those data/results and always provided that copyright symbol appears together as follows below.

© DORNA WSBK ORGANIZATION Srl 2023

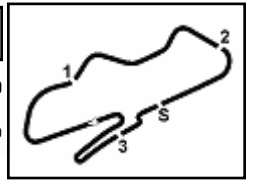

Prosecco DOC UK Round, 30 June - 2 July 2023
Best Laps & Speeds

No.	Rider Bike	Nat	Best Lap		FP1		FP2											
			LL	SPD	LL	SPD	LL	SPD										
1	62 S. MANZI Yamaha YZF R6	ITA	1'30.177	242,1	1'30.177	242,1	1'44.729	229,3										
2	55 Y. MONTELLA Ducati Panigale V2	ITA	1'30.192	241,0	1'30.192	241,0	1'47.701	229,3										
3	11 N. BULEGA Ducati Panigale V2	ITA	1'30.430	241,6	1'30.430	241,6	1'45.029	231,2										
4	64 F. CARICASULO Ducati Panigale V2	ITA	1'30.449	241,6	1'30.449	241,6	1'44.063	231,2										
5	69 T. BOOTH-AMOS Kawasaki ZX-6R	GBR	1'30.529	239,4	1'30.529	239,4												
6	14 L. MAHIAS Kawasaki ZX-6R	FRA	1'30.711	236,3	1'30.711	236,3												
7	99 A. HUERTAS Kawasaki ZX-6R	ESP	1'30.745	238,4	1'30.745	238,4												
8	3 R. DE ROSA Ducati Panigale V2	ITA	1'30.909	239,4	1'30.909	239,4	1'43.917	232,7										
9	66 N. TUULI Triumph Street Triple RS 765	FIN	1'30.980	239,4	1'30.980	239,4	1'44.812	226,8										
10	94 V. DEBISE Yamaha YZF R6	FRA	1'31.002	240,0	1'31.002	240,0	1'44.400	230,2										
11	23 M. SCHROETTER MV Agusta F3 800 RR	GER	1'31.188	242,7	1'31.188	242,7	1'51.298	225,9										
12	32 D. BAYLISS Ducati Panigale V2	AUS	1'31.264	243,2	1'31.264	243,2												
13	54 B. SOFUOGLU MV Agusta F3 800 RR	TUR	1'31.471	244,3	1'31.471	244,3												
14	28 G. VAN STRAALEN Yamaha YZF R6	NED	1'31.499	238,4	1'31.499	238,4	1'45.534	229,7										
15	9 J. NAVARRO Yamaha YZF R6	ESP	1'31.615	241,0	1'31.615	241,0	1'43.646	231,7										
16	22 F. FULIGNI Ducati Panigale V2	ITA	1'31.753	242,7	1'31.753	242,7	1'45.559	230,2										
17	29 N. SPINELLI Yamaha YZF R6	ITA	1'31.799	236,8	1'31.799	236,8	1'46.060	227,3										
18	34 R. IRWIN Suzuki GSXR750	IRL	1'31.864	238,4	1'31.864	238,4	1'46.797	230,2										
19	15 E. MCMANUS Triumph Street Triple RS 765	IRL	1'31.994	240,5	1'31.994	240,5												
20	51 A. SARMOON Yamaha YZF R6	THA	1'32.134	238,4	1'32.134	238,4	1'43.800	229,7										
21	19 A. MANTOVANI Yamaha YZF R6	ITA	1'32.530	239,4	1'32.530	239,4												
22	71 T. EDWARDS Yamaha YZF R6	AUS	1'32.541	241,0	1'32.541	241,0	1'45.872	227,8										
23	27 A. DIAZ Yamaha YZF R6	ESP	1'32.545	237,3	1'32.545	237,3	1'48.169	227,8										
24	17 J. MCPHEE Kawasaki ZX-6R	GBR	1'32.582	237,3	1'32.582	237,3	1'45.281	230,2										
25	95 T. MACKENZIE Honda CBR600RR	GBR	1'32.707	235,8	1'32.707	235,8	1'46.126	224,0										

30/06/2023

These data/results cannot be reproduced, stored and/or transmitted in whole or in part by any manner of electronic, mechanical, photocopying, recording, broadcasting or otherwise now known or herein after developed without the previous express consent by the copyright owner, except for reproduction in daily press and regular printed publications on sale to the public within 60 days of the event related to those data/results and always provided that copyright symbol appears together as follows below.

© DORNA WSBK ORGANIZATION Srl 2023



Donington Park 4.023 m

Prosecco DOC UK Round, 30 June - 2 July 2023
Best Laps & Speeds

2 / 2

No.	Rider	Nat	Best Lap		FP1		FP2							
			LL	SPD	LL	SPD	LL	SPD						
26	4 H. TRUELOVE Triumph Street Triple RS 765	GBR	1'33.018 29	238,4	1'33.018 20	238,4	1'47.850 9	228,3						
27	68 L. POWER Kawasaki ZX-6R	AUS	1'33.258 21	235,2	1'33.258 21	235,2								
28	25 A. VERDOIA Yamaha YZF R6	FRA	1'33.735 6	236,8	1'33.735 2	236,8	1'47.267 4	226,8						
29	73 M. KOFLER Ducati Panigale V2	AUT	1'33.915 22	239,4	1'33.915 22	239,4								
30	16 Y. OKAYA Kawasaki ZX-6R	JPN	1'34.259 40	237,3	1'34.259 20	237,3	1'45.559 20	228,8						
31	98 M. ABE Yamaha YZF R6	JPN	1'34.999 39	232,2	1'34.999 22	232,2	1'49.038 17	223,6						
32	7 A. NORRODIN Honda CBR600RR	MAS	1'36.237 17	235,2	1'36.237 8	235,2	1'49.313 9	220,8						

30/06/2023

These data/results cannot be reproduced, stored and/or transmitted in whole or in part by any manner of electronic, mechanical, photocopying, recording, broadcasting or otherwise now known or herein after developed without the previous express consent by the copyright owner, except for reproduction in daily press and regular printed publications on sale to the public within 60 days of the event related to those data/results and always provided that copyright symbol appears together as follows below.

© DORNA WSBK ORGANIZATION Srl 2023

FICR PERUGIA TIMING
