

## Prosecco DOC UK Round, 30 June - 2 July 2023

### Results Tissot Superpole

No.	Rider	Nat	Team	Bike	Class	Time	Gap	Rel.	Laps	Speed	
										Avg	Max
1	<b>11 N. BULEGA</b>	ITA	Aruba.it Racing WorldSSP Team	Ducati Panigale V2		<b>1'29.323</b>			11	162,140	<b>240,5</b>
2	<b>55 Y. MONTELLA</b>	ITA	Barni Spark Racing Team	Ducati Panigale V2		<b>1'29.532</b>	0.209	0.209	10	161,761	<b>237,4</b>
3	<b>62 S. MANZI</b>	ITA	Ten Kate Racing Yamaha	Yamaha YZF R6		<b>1'29.882</b>	0.559	0.350	11	161,131	<b>238,9</b>
4	<b>14 L. MAHIAS</b>	FRA	Kawasaki Puccetti Racing	Kawasaki ZX-6R		<b>1'30.122</b>	0.799	0.240	9	160,702	<b>233,8</b>
5	<b>99 A. HUERTAS</b>	ESP	MTM Kawasaki	Kawasaki ZX-6R		<b>1'30.125</b>	0.802	0.003	11	160,697	<b>237,9</b>
6	<b>66 N. TUULI</b>	FIN	Dynavolt Triumph	Triumph Street Triple RS 765		<b>1'30.212</b>	0.889	0.087	10	160,542	<b>238,4</b>
7	<b>28 G. VAN STRAALEN</b>	NED	EAB Racing Team	Yamaha YZF R6		<b>1'30.405</b>	1.082	0.193	10	160,199	<b>236,8</b>
8	<b>64 F. CARICASULO</b>	ITA	Althea Racing Team	Ducati Panigale V2		<b>1'30.484</b>	1.161	0.079	10	160,059	<b>237,9</b>
9	<b>23 M. SCHROETTER</b>	GER	MV Agusta Reparto Corse	MV Agusta F3 800 RR		<b>1'30.503</b>	1.180	0.019	10	160,026	<b>238,9</b>
10	<b>3 R. DE ROSA</b>	ITA	Orelac Racing Verdatura	Ducati Panigale V2		<b>1'30.563</b>	1.240	0.060	10	159,920	<b>237,4</b>
11	<b>9 J. NAVARRO</b>	ESP	Ten Kate Racing Yamaha	Yamaha YZF R6		<b>1'30.582</b>	1.259	0.019	10	159,886	<b>238,9</b>
12	<b>94 V. DEBISE</b>	FRA	GMT94 Yamaha	Yamaha YZF R6		<b>1'30.667</b>	1.344	0.085	11	159,736	<b>238,4</b>
13	<b>69 T. BOOTH-AMOS</b>	GBR	Motozoo ME AIR Racing	Kawasaki ZX-6R	*	<b>1'30.775</b>	1.452	0.108	5	159,546	<b>235,8</b>
14	<b>54 B. SOFUOGLU</b>	TUR	MV Agusta Reparto Corse	MV Agusta F3 800 RR		<b>1'30.904</b>	1.581	0.129	11	159,320	<b>238,9</b>
15	<b>95 T. MACKENZIE</b>	GBR	PETRONAS MIE Racing Honda Team	Honda CBR600RR		<b>1'31.028</b>	1.705	0.124	9	159,103	<b>230,3</b>
16	<b>71 T. EDWARDS</b>	AUS	Yart-Yamaha WorldSSP Team	Yamaha YZF R6	*	<b>1'31.210</b>	1.887	0.182	9	158,785	<b>240,5</b>
17	<b>51 A. SARMOON</b>	THA	Yamaha Thailand Racing Team	Yamaha YZF R6		<b>1'31.233</b>	1.910	0.023	10	158,745	<b>235,8</b>
18	<b>34 R. IRWIN</b>	IRL	Astro-JJR Suzuki	Suzuki GSXR750		<b>1'31.310</b>	1.987	0.077	10	158,611	<b>237,9</b>
19	<b>29 N. SPINELLI</b>	ITA	VFT Racing WEBIKE Yamaha	Yamaha YZF R6		<b>1'31.323</b>	2.000	0.013	8	158,589	<b>237,4</b>
20	<b>25 A. VERDOIA</b>	FRA	Yamaha Thailand Racing Team	Yamaha YZF R6		<b>1'31.549</b>	2.226	0.226	9	158,197	<b>237,4</b>
21	<b>22 F. FULIGNI</b>	ITA	Orelac Racing Verdatura	Ducati Panigale V2	*	<b>1'31.714</b>	2.391	0.165	10	157,913	<b>236,8</b>
22	<b>4 H. TRUELOVE</b>	GBR	Dynavolt Triumph	Triumph Street Triple RS 765		<b>1'32.206</b>	2.883	0.492	9	157,070	<b>237,9</b>
23	<b>27 A. DIAZ</b>	ESP	Arco Yart Yamaha WorldSSP	Yamaha YZF R6	*	<b>1'32.312</b>	2.989	0.106	11	156,890	<b>235,3</b>
24	<b>15 E. MCMANUS</b>	IRL	Completely Motorbikes Triumph	Triumph Street Triple RS 765		<b>1'32.382</b>	3.059	0.070	10	156,771	<b>236,3</b>
25	<b>16 Y. OKAYA</b>	JPN	ProDina Kawasaki Racing	Kawasaki ZX-6R	*	<b>1'32.530</b>	3.207	0.148	11	156,520	<b>235,3</b>
26	<b>68 L. POWER</b>	AUS	Motozoo ME AIR Racing	Kawasaki ZX-6R	*	<b>1'32.652</b>	3.329	0.122	7	156,314	<b>234,8</b>
27	<b>91 J. KENNEDY</b>	IRL	Evan Bros. WorldSSP Yamaha Team	Yamaha YZF R6		<b>1'32.841</b>	3.518	0.189	11	155,996	<b>233,3</b>
28	<b>32 O. BAYLISS</b>	AUS	D34G Racing	Ducati Panigale V2		<b>1'32.846</b>	3.523	0.005	2	155,987	<b>236,8</b>
29	<b>73 M. KOFLER</b>	AUT	D34G Racing	Ducati Panigale V2	*	<b>1'32.887</b>	3.564	0.041	10	155,918	<b>237,4</b>
30	<b>7 A. NORRODIN</b>	MAS	PETRONAS MIE Racing Honda Team	Honda CBR600RR		<b>1'33.515</b>	4.192	0.628	9	154,871	<b>229,3</b>
<b>Not Qualified</b>											
NQ	<b>98 M. ABE</b>	JPN	VFT Racing WEBIKE Yamaha	Yamaha YZF R6	*	<b>1'34.975</b>	5.652	1.460	10	152,491	<b>231,3</b>
NQ	<b>17 J. MCPHEE</b>	GBR	Vince64 by Puccetti Racing	Kawasaki ZX-6R					0		<b>214,3</b>

Qualifying Lap Time (105% of 1'29.323): **1'33.790**

\* WorldSSP Challenge

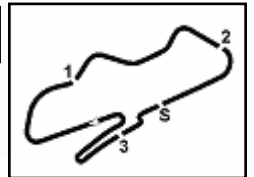
AIR	Humidity:	69%	Temp:	17°C
TRACK	Condition:	Dry	Temp:	19°C

Records	Pole	(QP)	2015	K.Sofuoglu	1'29.925	161,050	Km/h
	Race	(RC)	2015	J.Cluzel	1'30.425	160,160	Km/h
	All Times	(QP)	2015	K.Sofuoglu	1'29.925	161,050	Km/h

Start 01/07/2023 10:25 End 10:48 The results are provisional until the end of the time limit for protests and appeals and the completion of the technical checks.

These data/results cannot be reproduced, stored and/or transmitted in whole or in part by any manner of electronic, mechanical, photocopying, recording, broadcasting or otherwise now known or herein after developed without the previous express consent by the copyright owner, except for reproduction in daily press and regular printed publications on sale to the public within 60 days of the event related to those data/results and always provided that copyright symbol appears together as follows below.

© DORNA WSBK ORGANIZATION Srl 2023



**Prosecco DOC UK Round, 30 June - 2 July 2023**  
**Results Tissot Superpole**

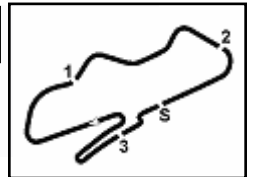
**Session Highlights**

Local Time	No. Rider	Description
10.25.00		Start
10.28.45	<b>17</b> J. MCPHEE	Crashed - Turn 8
10.29.59	<b>71</b> T. EDWARDS	On the Gravel - Re-Joined - Turn 12
10.30.51	<b>68</b> L. POWER	Lap Cancelled [1'56.504] - Exceeded Track Limits - Turn 9
10.31.07	<b>22</b> F. FULIGNI	Lap Cancelled [1'33.901] - Yellow Flag - Turn 8
10.31.12	<b>11</b> N. BULEGA	Lap Cancelled [1'31.205] - Yellow Flag - Turn 8
10.31.17	<b>55</b> Y. MONTELLA	Lap Cancelled [1'31.104] - Yellow Flag - Turn 8
10.31.22	<b>95</b> T. MACKENZIE	Lap Cancelled [2'11.502] - Yellow Flag - Turn 8
10.31.27	<b>62</b> S. MANZI	Lap Cancelled [1'31.097] - Yellow Flag - Turn 8
10.31.32	<b>28</b> G. VAN STRAALLEN	Lap Cancelled [1'31.426] - Yellow Flag - Turn 8
10.31.37	<b>64</b> F. CARICASULO	Lap Cancelled [1'31.579] - Yellow Flag - Turn 8
10.31.42	<b>32</b> O. BAYLISS	Lap Cancelled [1'31.726] - Yellow Flag - Turn 8
10.31.47	<b>29</b> N. SPINELLI	Lap Cancelled [1'31.910] - Yellow Flag - Turn 8
10.31.48	<b>32</b> O. BAYLISS	Crashed - Turn 12
10.31.52	<b>94</b> V. DEBISE	Lap Cancelled [1'32.004] - Yellow Flag - Turn 8
10.31.57	<b>51</b> A. SARMOON	Lap Cancelled [1'35.338] - Yellow Flag - Turn 8
10.32.02	<b>34</b> R. IRWIN	Lap Cancelled [1'33.991] - Yellow Flag - Turn 8
10.32.07	<b>23</b> M. SCHROETTER	Lap Cancelled [1'33.759] - Yellow Flag - Turn 8
10.32.12	<b>71</b> T. EDWARDS	Lap Cancelled [1'49.261] - Yellow Flag - Turn 8
10.32.17	<b>4</b> H. TRUELOVE	Lap Cancelled [1'34.577] - Yellow Flag - Turn 8
10.32.22	<b>27</b> A. DIAZ	Lap Cancelled [1'34.788] - Yellow Flag - Turn 8
10.32.27	<b>16</b> Y. OKAYA	Lap Cancelled [1'34.530] - Yellow Flag - Turn 8
10.32.32	<b>73</b> M. KOFLER	Lap Cancelled [1'36.035] - Yellow Flag - Turn 8
10.32.37	<b>25</b> A. VERDOIA	Lap Cancelled [1'34.603] - Yellow Flag - Turn 8
10.32.42	<b>54</b> B. SOFUOGLU	Lap Cancelled [1'33.172] - Yellow Flag - Turn 8
10.32.47	<b>9</b> J. NAVARRO	Lap Cancelled [1'33.671] - Yellow Flag - Turn 8
10.32.52	<b>68</b> L. POWER	Lap Cancelled [1'56.504] - Yellow Flag - Turn 8
10.32.57	<b>91</b> J. KENNEDY	Lap Cancelled [1'34.372] - Yellow Flag - Turn 8
10.33.05	<b>69</b> T. BOOTH-AMOS	Crashed - Turn 10
10.33.17	<b>69</b> T. BOOTH-AMOS	Re-joined
10.33.47	<b>73</b> M. KOFLER	Lap Cancelled [1'37.286] - Exceeded Track Limits - Turn 7
10.34.07	<b>32</b> O. BAYLISS	Medical Centre
10.35.04	<b>27</b> A. DIAZ	Lap Cancelled [1'34.277] - Yellow Flag - Finish Line
10.35.09	<b>54</b> B. SOFUOGLU	Lap Cancelled [1'33.586] - Yellow Flag - Finish Line
10.35.14	<b>16</b> Y. OKAYA	Lap Cancelled [1'34.674] - Yellow Flag - Finish Line
10.35.19	<b>25</b> A. VERDOIA	Lap Cancelled [1'33.584] - Yellow Flag - Finish Line
10.35.24	<b>73</b> M. KOFLER	Lap Cancelled [1'33.591] - Yellow Flag - Finish Line
10.35.29	<b>4</b> H. TRUELOVE	Lap Cancelled [1'37.440] - Yellow Flag - Finish Line
10.35.34	<b>91</b> J. KENNEDY	Lap Cancelled [1'33.662] - Yellow Flag - Finish Line
10.35.39	<b>9</b> J. NAVARRO	Lap Cancelled [1'38.685] - Yellow Flag - Finish Line
10.35.44	<b>15</b> E. MCMANUS	Lap Cancelled [1'34.102] - Yellow Flag - Finish Line
10.35.49	<b>99</b> A. HUERTAS	Lap Cancelled [1'32.082] - Yellow Flag - Finish Line
10.35.54	<b>69</b> T. BOOTH-AMOS	Lap Cancelled [1'34.509] - Yellow Flag - Finish Line
10.35.59	<b>98</b> M. ABE	Lap Cancelled [1'36.862] - Yellow Flag - Finish Line
10.36.09	<b>71</b> T. EDWARDS	Lap Cancelled [1'42.788] - Yellow Flag - Finish Line
10.36.14	<b>66</b> N. TUULI	Lap Cancelled [1'31.180] - Yellow Flag - Finish Line
10.36.19	<b>3</b> R. DE ROSA	Lap Cancelled [1'31.060] - Yellow Flag - Finish Line
10.36.24	<b>14</b> L. MAHIAS	Lap Cancelled [1'32.437] - Yellow Flag - Finish Line
10.36.29	<b>7</b> A. NORRODIN	Lap Cancelled [1'37.514] - Yellow Flag - Finish Line
10.38.20	<b>66</b> N. TUULI	Lap Cancelled [1'38.734] - Yellow Flag - Turn 10
10.38.25	<b>3</b> R. DE ROSA	Lap Cancelled [1'43.650] - Yellow Flag - Turn 10
10.39.07	<b>68</b> L. POWER	Lap Cancelled [6'11.255] - Yellow Flag - Finish Line
10.43.10	<b>54</b> B. SOFUOGLU	Lap Cancelled [1'31.896] - Exceeded Track Limits - Turn 9
10.43.16	<b>55</b> Y. MONTELLA	On the Gravel - Re-Joined - Turn 1
10.44.18	<b>4</b> H. TRUELOVE	On the Gravel - Re-Joined - Turn 8
10.44.52	<b>69</b> T. BOOTH-AMOS	Current Lap Cancelled - Exceeded Track Limits - Turn 9

Start 10:25 End 10:48 The results are provisional until the end of the time limit for protests and appeals and the completion of the technical checks.

These data/results cannot be reproduced, stored and/or transmitted in whole or in part by any manner of electronic, mechanical, photocopying, recording, broadcasting or otherwise now known or herein after developed without the previous express consent by the copyright owner, except for reproduction in daily press and regular printed publications on sale to the public within 60 days of the event related to those data/results and always provided that copyright symbol appears together as follows below.

© DORNA WSBK ORGANIZATION Srl 2023



**Prosecco DOC UK Round, 30 June - 2 July 2023**  
**Results Tissot Superspole**

10.47.13  
10.48.22

Top 3 Confirmed  
End Of Session

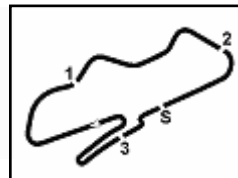
**Fastest Laps Sequence**

No.	Rider	Nat	Team	Bike	Local Time	Time	Gap	Avg
62	S. <b>MANZI</b>	ITA	Ten Kate Racing Yamaha	Yamaha YZF R6	10:28'09.970	<b>1'31.680</b>		157,971
28	G. <b>VAN STRAALEN</b>	NED	EAB Racing Team	Yamaha YZF R6	10:28'10.367	<b>1'31.101</b>	-0.579	158,975
69	T. <b>BOOTH-AMOS</b>	GBR	Motozoo ME AIR Racing	Kawasaki ZX-6R	10:30'06.088	<b>1'30.775</b>	-0.326	159,546
11	N. <b>BULEGA</b>	ITA	Aruba.it Racing WorldSSP Team	Ducati Panigale V2	10:31'02.117	<b>1'30.396</b>	-0.379	160,215
11	N. <b>BULEGA</b>	ITA	Aruba.it Racing WorldSSP Team	Ducati Panigale V2	10:32'31.989	<b>1'29.872</b>	-0.524	161,149
11	N. <b>BULEGA</b>	ITA	Aruba.it Racing WorldSSP Team	Ducati Panigale V2	10:38'45.491	<b>1'29.323</b>	-0.549	162,140

01/07/2023      Start      End      The results are provisional until the end of the time limit for protests and appeals  
10:25      10:48      and the completion of the technical checks.

These data/results cannot be reproduced, stored and/or transmitted in whole or in part by any manner of electronic, mechanical, photocopying, recording, broadcasting or otherwise now known or herein after developed without the previous express consent by the copyright owner, except for reproduction in daily press and regular printed publications on sale to the public within 60 days of the event related to those data/results and always provided that copyright symbol appears together as follows below.

© DORNA WSBK ORGANIZATION Srl 2023



Donington Park 4.023 m

## Prosecco DOC UK Round, 30 June - 2 July 2023

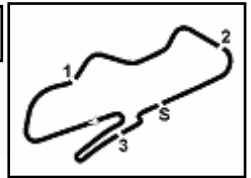
### Starting Grid - Race 1 (19 Laps x 4,023 km = 76,437 km)

1	11	BULEGA N. Ducati	129.323	2	55	MONTELLA Y. Ducati	129.532	3	62	MANZI S. Yamaha	129.882
2	4	MAHIAS L. Kawasaki	130.122	5	99	HUERTAS A. Kawasaki	130.125	6	66	TUULI N. Triumph	130.212
3	7	VAN STRAALEN G. Yamaha	130.405	8	64	CARICASULO F. Ducati	130.484	9	23	SCHROETTER M. MV Agusta	130.503
4	10	DE ROSA R. Ducati	130.563	11	9	NAVARRO J. Yamaha	130.582	12	94	DEBISE V. Yamaha	130.667
5	13	BOOTH-AMOS T. Kawasaki	130.775	14	54	SOFUOGLU B. MV Agusta	130.904	15	95	MACKENZIE T. Honda	131.028
6	16	EDWARDS T. Yamaha	131.210	17	51	SARMOON A. Yamaha	131.233	18	34	IRWIN R. Suzuki	131.310
7	19	SPINELLI N. Yamaha	131.323	20	25	VERDOIA A. Yamaha	131.549	21	22	FULIGNI F. Ducati	131.714
8	22	TRUELOVE H. Triumph	132.206	23	27	DIAZ A. Yamaha	132.312	24	15	MCMANUS E. Triumph	132.382
9	25	OKAYA Y. Kawasaki	132.530	26	68	POWER L. Kawasaki	132.652	27	91	KENNEDY J. Yamaha	132.841
10	28	KOFLER M. Ducati	132.887	29	7	NORRODIN A. Honda	133.515	30	17	MCPHEE J. Kawasaki	

N.17 (McPhee J.) is allowed to start the race according to Art. 1.15.6 [FPs]  
N.32 (Bayliss O.) has been declared unfit after SP

01/07/2023 The Race Director .....

These data/results cannot be reproduced, stored and/or transmitted in whole or in part by any manner of electronic, mechanical, photocopying, recording, broadcasting or otherwise now known or herein after developed without the previous express consent by the copyright owner, except for reproduction in daily press and regular printed publications on sale to the public within 60 days of the event related to those data/results and always provided that copyright symbol appears together as follows below. @ DORNA WSBK ORGANIZATION Srl 2023



Donington Park 4.023 m

**Prosecco DOC UK Round, 30 June - 2 July 2023**  
**Best Sectors & Speed Tissot Superpole**

BEST LAP		
1	11 N. BULEGA	Ducati Panigale V2 1'29.323
2	55 Y. MONTELLA	Ducati Panigale V2 1'29.532
3	62 S. MANZI	Yamaha YZF R6 1'29.882
4	14 L. MAHIAS	Kawasaki ZX-6R 1'30.122
5	99 A. HUERTAS	Kawasaki ZX-6R 1'30.125
6	66 N. TUULI	Triumph Street Triple RS 765 1'30.212
7	28 G. VAN STRAALEN	Yamaha YZF R6 1'30.405
8	64 F. CARICASULO	Ducati Panigale V2 1'30.484
9	23 M. SCHROETTER	MV Agusta F3 800 RR 1'30.503
10	3 R. DE ROSA	Ducati Panigale V2 1'30.563
11	9 J. NAVARRO	Yamaha YZF R6 1'30.582
12	94 V. DEBISE	Yamaha YZF R6 1'30.667
13	69 T. BOOTH-AMOS	Kawasaki ZX-6R 1'30.775
14	54 B. SOFUOGLU	MV Agusta F3 800 RR 1'30.904
15	95 T. MACKENZIE	Honda CBR600RR 1'31.028
16	71 T. EDWARDS	Yamaha YZF R6 1'31.210
17	51 A. SARMOON	Yamaha YZF R6 1'31.233
18	34 R. IRWIN	Suzuki GSKR750 1'31.310
19	29 N. SPINELLI	Yamaha YZF R6 1'31.323
20	25 A. VERDOIA	Yamaha YZF R6 1'31.549
21	22 F. FULIGNI	Ducati Panigale V2 1'31.714
22	4 H. TRUELOVE	Triumph Street Triple RS 765 1'32.206
23	27 A. DIAZ	Yamaha YZF R6 1'32.312
24	15 E. MCMANUS	Triumph Street Triple RS 765 1'32.382
25	16 Y. OKAYA	Kawasaki ZX-6R 1'32.530
26	68 L. POWER	Kawasaki ZX-6R 1'32.652
27	91 J. KENNEDY	Yamaha YZF R6 1'32.841
28	32 O. BAYLISS	Ducati Panigale V2 1'32.846
29	73 M. KOFLER	Ducati Panigale V2 1'32.887
30	7 A. NORRODIN	Honda CBR600RR 1'33.515
31	98 M. ABE	Yamaha YZF R6 1'34.975
32	17 J. MCPHEE	Kawasaki ZX-6R

SPEED		
1	11 N. BULEGA	Ducati Panigale V2 240,5
2	71 T. EDWARDS	Yamaha YZF R6 240,5
3	23 M. SCHROETTER	MV Agusta F3 800 RR 238,9
4	9 J. NAVARRO	Yamaha YZF R6 238,9
5	54 B. SOFUOGLU	MV Agusta F3 800 RR 238,9
6	62 S. MANZI	Yamaha YZF R6 238,9
7	66 N. TUULI	Triumph Street Triple RS 765 238,4
8	94 V. DEBISE	Yamaha YZF R6 238,4
9	99 A. HUERTAS	Kawasaki ZX-6R 237,9
10	64 F. CARICASULO	Ducati Panigale V2 237,9
11	34 R. IRWIN	Suzuki GSKR750 237,9
12	4 H. TRUELOVE	Triumph Street Triple RS 765 237,9
13	3 R. DE ROSA	Ducati Panigale V2 237,4
14	73 M. KOFLER	Ducati Panigale V2 237,4
15	25 A. VERDOIA	Yamaha YZF R6 237,4
16	55 Y. MONTELLA	Ducati Panigale V2 237,4
17	29 N. SPINELLI	Yamaha YZF R6 237,4
18	28 G. VAN STRAALEN	Yamaha YZF R6 236,8
19	32 O. BAYLISS	Ducati Panigale V2 236,8
20	22 F. FULIGNI	Ducati Panigale V2 236,8
21	15 E. MCMANUS	Triumph Street Triple RS 765 236,3
22	51 A. SARMOON	Yamaha YZF R6 235,8
23	69 T. BOOTH-AMOS	Kawasaki ZX-6R 235,8
24	27 A. DIAZ	Yamaha YZF R6 235,3
25	16 Y. OKAYA	Kawasaki ZX-6R 235,3
26	68 L. POWER	Kawasaki ZX-6R 234,8
27	14 L. MAHIAS	Kawasaki ZX-6R 233,8
28	91 J. KENNEDY	Yamaha YZF R6 233,3
29	98 M. ABE	Yamaha YZF R6 231,3
30	95 T. MACKENZIE	Honda CBR600RR 230,3
31	7 A. NORRODIN	Honda CBR600RR 229,3
32	17 J. MCPHEE	Kawasaki ZX-6R 214,3

SEG. 1	
1	55 Y. MONTELLA 19.027
2	11 N. BULEGA 19.165
3	14 L. MAHIAS 19.218
4	28 G. VAN STRAALEN 19.223
5	66 N. TUULI 19.242
6	62 S. MANZI 19.268
7	99 A. HUERTAS 19.349
8	69 T. BOOTH-AMOS 19.354
9	9 J. NAVARRO 19.387
10	23 M. SCHROETTER 19.401
11	3 R. DE ROSA 19.404
12	22 F. FULIGNI 19.418
13	94 V. DEBISE 19.451
14	54 B. SOFUOGLU 19.471
15	71 T. EDWARDS 19.496
16	29 N. SPINELLI 19.516
17	64 F. CARICASULO 19.566
18	34 R. IRWIN 19.611
19	95 T. MACKENZIE 19.656
20	15 E. MCMANUS 19.664
21	4 H. TRUELOVE 19.679
22	32 O. BAYLISS 19.692
23	51 A. SARMOON 19.702
24	16 Y. OKAYA 19.736
25	25 A. VERDOIA 19.814
26	91 J. KENNEDY 19.823
27	27 A. DIAZ 19.884
28	68 L. POWER 19.890
29	17 J. MCPHEE 19.959
30	73 M. KOFLER 19.964
31	7 A. NORRODIN 20.075
32	98 M. ABE 20.365

SEG. 2	
1	11 N. BULEGA 24.321
2	55 Y. MONTELLA 24.338
3	28 G. VAN STRAALEN 24.356
4	62 S. MANZI 24.476
5	69 T. BOOTH-AMOS 24.488
6	99 A. HUERTAS 24.499
7	14 L. MAHIAS 24.536
8	23 M. SCHROETTER 24.585
9	3 R. DE ROSA 24.604
10	64 F. CARICASULO 24.630
11	94 V. DEBISE 24.637
12	54 B. SOFUOGLU 24.669
13	9 J. NAVARRO 24.678
14	66 N. TUULI 24.692
15	95 T. MACKENZIE 24.755
16	51 A. SARMOON 24.839
17	34 R. IRWIN 24.839
18	32 O. BAYLISS 24.847
19	29 N. SPINELLI 24.886
20	71 T. EDWARDS 24.890
21	22 F. FULIGNI 24.917
22	91 J. KENNEDY 24.932
23	25 A. VERDOIA 24.936
24	68 L. POWER 24.988
25	27 A. DIAZ 24.991
26	16 Y. OKAYA 25.030
27	4 H. TRUELOVE 25.101
28	73 M. KOFLER 25.242
29	17 J. MCPHEE 25.251
30	15 E. MCMANUS 25.255
31	7 A. NORRODIN 25.472
32	98 M. ABE 25.804

SEG. 3	
1	11 N. BULEGA 22.647
2	55 Y. MONTELLA 22.731
3	99 A. HUERTAS 22.792
4	62 S. MANZI 22.861
5	66 N. TUULI 22.910
6	14 L. MAHIAS 22.921
7	64 F. CARICASULO 22.951
8	32 O. BAYLISS 22.955
9	28 G. VAN STRAALEN 22.994
10	34 R. IRWIN 23.020
11	3 R. DE ROSA 23.034
12	23 M. SCHROETTER 23.037
13	9 J. NAVARRO 23.038
14	94 V. DEBISE 23.086
15	54 B. SOFUOGLU 23.110
16	95 T. MACKENZIE 23.114
17	69 T. BOOTH-AMOS 23.135
18	71 T. EDWARDS 23.149
19	25 A. VERDOIA 23.167
20	51 A. SARMOON 23.175
21	22 F. FULIGNI 23.246
22	29 N. SPINELLI 23.288
23	91 J. KENNEDY 23.352
24	15 E. MCMANUS 23.373
25	73 M. KOFLER 23.408
26	68 L. POWER 23.437
27	4 H. TRUELOVE 23.450
28	7 A. NORRODIN 23.467
29	27 A. DIAZ 23.488
30	16 Y. OKAYA 23.515
31	98 M. ABE 24.178
32	17 J. MCPHEE 25.621

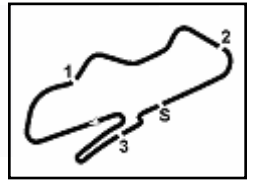
SEG. 4	
1	62 S. MANZI 23.162
2	11 N. BULEGA 23.187
3	99 A. HUERTAS 23.213
4	66 N. TUULI 23.301
5	54 B. SOFUOGLU 23.301
6	64 F. CARICASULO 23.320
7	55 Y. MONTELLA 23.333
8	94 V. DEBISE 23.343
9	3 R. DE ROSA 23.395
10	23 M. SCHROETTER 23.410
11	51 A. SARMOON 23.418
12	28 G. VAN STRAALEN 23.441
13	14 L. MAHIAS 23.447
14	9 J. NAVARRO 23.461
15	95 T. MACKENZIE 23.503
16	69 T. BOOTH-AMOS 23.519
17	29 N. SPINELLI 23.544
18	22 F. FULIGNI 23.575
19	25 A. VERDOIA 23.632
20	71 T. EDWARDS 23.634
21	27 A. DIAZ 23.677
22	34 R. IRWIN 23.737
23	15 E. MCMANUS 23.874
24	32 O. BAYLISS 23.883
25	4 H. TRUELOVE 23.886
26	16 Y. OKAYA 23.894
27	91 J. KENNEDY 24.128
28	73 M. KOFLER 24.147
29	68 L. POWER 24.223
30	7 A. NORRODIN 24.312
31	98 M. ABE 24.487
32	17 J. MCPHEE 24.547

01/07/2023

These data/results cannot be reproduced, stored and/or transmitted in whole or in part by any manner of electronic, mechanical, photocopying, recording, broadcasting or otherwise now known or herein after developed without the previous express consent by the copyright owner, except for reproduction in daily press and regular printed publications on sale to the public within 60 days of the event related to those data/results and always provided that copyright symbol appears together as follows below.

© DORNA WSBK ORGANIZATION Srl 2023





Donington Park 4.023 m

**Prosecco DOC UK Round, 30 June - 2 July 2023**  
**Ideal Times Tissot Superpole**

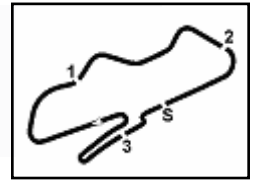
No. Rider	Nat	Bike	Seg. 1 Diff. 1	Seg. 2 Diff. 2	Seg. 3 Diff. 3	Seg. 4 Diff. 4	Ideal Time Best Lap	Pos.	Diff.
1 11 N. BULEGA	ITA	Ducati Panigale V2	19.165	<b>24.321</b>	<b>22.647</b>	23.187 +0.003	<b>1'29.320</b> 1'29.323	1	0.003
2 55 Y. MONTELLA	ITA	Ducati Panigale V2	<b>19.027</b>	24.338 +0.070	22.731 +0.033	23.333	<b>1'29.429</b> 1'29.532	2	0.103
3 62 S. MANZI	ITA	Yamaha YZF R6	19.268 +0.002	24.476	22.861	<b>23.162</b> +0.113	<b>1'29.767</b> 1'29.882	3	0.115
4 99 A. HUERTAS	ESP	Kawasaki ZX-6R	19.349 +0.017	24.499 +0.077	22.792 +0.178	23.213	<b>1'29.853</b> 1'30.125	5	0.272
5 28 G. VAN STRAALEN	NED	Yamaha YZF R6	19.223 +0.159	24.356	22.994	23.441 +0.232	<b>1'30.014</b> 1'30.405	7	0.391
6 14 L. MAHIAS	FRA	Kawasaki ZX-6R	19.218	24.536	22.921	23.447	<b>1'30.122</b> 1'30.122	4	
7 66 N. TUULI	FIN	Triumph Street Triple RS 765	19.242	24.692	22.910	23.301 +0.067	<b>1'30.145</b> 1'30.212	6	0.067
8 23 M. SCHROETTER	GER	MV Agusta F3 800 RR	19.401	24.585	23.037 +0.043	23.410 +0.027	<b>1'30.433</b> 1'30.503	9	0.070
9 3 R. DE ROSA	ITA	Ducati Panigale V2	19.404 +0.047	24.604 +0.018	23.034 +0.061	23.395	<b>1'30.437</b> 1'30.563	10	0.126
10 64 F. CARICASULO	ITA	Ducati Panigale V2	19.566	24.630	22.951 +0.017	23.320	<b>1'30.467</b> 1'30.484	8	0.017
11 69 T. BOOTH-AMOS	GBR	Kawasaki ZX-6R	19.354 +0.184	24.488 +0.072	23.135 +0.023	23.519	<b>1'30.496</b> 1'30.775	13	0.279
12 94 V. DEBISE	FRA	Yamaha YZF R6	19.451	24.637	23.086 +0.113	23.343 +0.037	<b>1'30.517</b> 1'30.667	12	0.150
13 54 B. SOFUOGLU	TUR	MV Agusta F3 800 RR	19.471 +0.180	24.669 +0.053	23.110	23.301 +0.120	<b>1'30.551</b> 1'30.904	14	0.353
14 9 J. NAVARRO	ESP	Yamaha YZF R6	19.387	24.678 +0.018	23.038	23.461	<b>1'30.564</b> 1'30.582	11	0.018
15 95 T. MACKENZIE	GBR	Honda CBR600RR	19.656	24.755	23.114	23.503	<b>1'31.028</b> 1'31.028	15	
16 51 A. SARMOON	THA	Yamaha YZF R6	19.702 +0.099	24.839	23.175	23.418	<b>1'31.134</b> 1'31.233	17	0.099
17 22 F. FULIGNI	ITA	Ducati Panigale V2	19.418 +0.021	24.917 +0.002	23.246 +0.429	23.575 +0.106	<b>1'31.156</b> 1'31.714	21	0.558
18 71 T. EDWARDS	AUS	Yamaha YZF R6	19.496	24.890	23.149	23.634 +0.041	<b>1'31.169</b> 1'31.210	16	0.041
19 34 R. IRWIN	IRL	Suzuki GSXR750	19.611 +0.033	24.839	23.020	23.737 +0.070	<b>1'31.207</b> 1'31.310	18	0.103
20 29 N. SPINELLI	ITA	Yamaha YZF R6	19.516 +0.053	24.886	23.288 +0.036	23.544	<b>1'31.234</b> 1'31.323	19	0.089
21 32 D. BAYLISS	AUS	Ducati Panigale V2	19.692 +0.007	24.847 +0.288	22.955 +0.887	23.883 +0.287	<b>1'31.377</b> 1'32.846	28	1.469
22 25 A. VERDOIA	FRA	Yamaha YZF R6	19.814	24.936	23.167	23.632	<b>1'31.549</b> 1'31.549	20	
23 27 A. DIAZ	ESP	Yamaha YZF R6	19.884	24.991 +0.272	23.488	23.677	<b>1'32.040</b> 1'32.312	23	0.272
24 4 H. TRUELOVE	GBR	Triumph Street Triple RS 765	19.679	25.101	23.450 +0.090	23.886	<b>1'32.116</b> 1'32.206	22	0.090
25 15 E. MCMANUS	IRL	Triumph Street Triple RS 765	19.664 +0.001	25.255	23.373	23.874 +0.215	<b>1'32.166</b> 1'32.382	24	0.216
26 16 Y. OKAYA	JPN	Kawasaki ZX-6R	19.736 +0.061	25.030	23.515 +0.110	23.894 +0.184	<b>1'32.175</b> 1'32.530	25	0.355
27 91 J. KENNEDY	IRL	Yamaha YZF R6	19.823 +0.081	24.932 +0.200	23.352 +0.198	24.128 +0.127	<b>1'32.235</b> 1'32.841	27	0.606
28 68 L. POWER	AUS	Kawasaki ZX-6R	19.890	24.988	23.437	24.223 +0.114	<b>1'32.538</b> 1'32.652	26	0.114
29 73 M. KOFLER	AUT	Ducati Panigale V2	19.964	25.242	23.408 +0.126	24.147	<b>1'32.761</b> 1'32.887	29	0.126
30 7 A. NORRODIN	MAS	Honda CBR600RR	20.075	25.472 +0.063	23.467 +0.126	24.312	<b>1'33.326</b> 1'33.515	30	0.189
31 98 M. ABE	JPN	Yamaha YZF R6	20.365	25.804	24.178	24.487 +0.141	<b>1'34.834</b> 1'34.975	31	0.141
17 J. MCPHEE	GBR	Kawasaki ZX-6R							
<b>Overall Ideal Time</b>			19.027	24.321	22.647	23.162	<b>1'29.157</b>		

01/07/2023  
These data/results cannot be reproduced, stored and/or transmitted in whole or in part by any manner of electronic, mechanical, photocopying, recording, broadcasting or otherwise now known or herein after developed without the previous express consent by the copyright owner, except for reproduction in daily press and regular printed publications on sale to the public within 60 days of the event related to those data/results and always provided that copyright symbol appears together as follows below.  
© DORNA WSBK ORGANIZATION Srl 2023

FIGR PERUGIA TIMING







**Prosecco DOC UK Round, 30 June - 2 July 2023**  
**Chronological Analysis Tissot Superpole**

1° 11 N. BULEGA [1'29.323]							
Lap	Seg1	Seg2	Seg3	Seg4	Lap Time	km/h	Local Time
1		26.152	23.859	23.889		235,8	10:28'00.516
2	19.494	25.160	23.256	23.295	1'31.205C	237,4	10:29'31.721
3	19.337	24.726	23.113	23.220	1'30.396	237,9	10:31'02.117
4	19.354	24.528	22.753	23.237	1'29.872	238,4	10:32'31.989
5	19.719	25.507	23.413	29.281	1'37.920P	235,8	10:34'09.909
6	1'54.414	25.288	23.080	23.477	3'06.259P	237,4	10:37'16.168
7	<b>19.165</b>	<b>24.321</b>	<b>22.647</b>	23.190	<b>1'29.323</b>	238,9	10:38'45.491
8	19.183	25.343	23.047	23.457	1'31.030	236,3	10:40'16.521
9	19.293	24.463	22.719	<b>23.187</b>	1'29.662	238,9	10:41'46.183
10	19.475	25.292	25.010	23.543	1'33.320	201,1	10:43'19.503
11	19.397	24.784	22.887	23.771	1'30.839	<b>240,5</b>	10:44'50.342
12	19.490	24.754	22.906	23.474	1'30.624	240,0	10:46'20.966

2° 55 Y. MONTELLA [1'29.532]							
Lap	Seg1	Seg2	Seg3	Seg4	Lap Time	km/h	Local Time
1		25.231	23.701	23.910		234,8	10:28'02.685
2	19.587	24.588	23.274	23.655	1'31.104C	235,3	10:29'33.789
3	19.487	24.700	23.096	23.487	1'30.770	235,8	10:31'04.559
4	19.334	24.458	22.934	23.525	1'30.251	236,3	10:32'34.810
5	19.336	24.580	23.034	23.428	1'30.378	235,3	10:34'05.188
6	19.807	25.039	23.974	27.810	1'36.630P	234,3	10:35'41.818
7	3'05.166	24.597	23.253	23.412	4'16.428P	236,3	10:39'58.246
8	19.384	<b>24.338</b>	<b>22.731</b>	23.463	1'29.916	<b>237,4</b>	10:41'28.162
9	<b>19.027</b>	24.408	22.764	<b>23.333</b>	<b>1'29.532</b>	236,3	10:42'57.694
10	47.351	27.349	23.495	23.444	2'01.639	235,8	10:44'59.333
11	19.238	24.668	23.144	23.624	1'30.674	235,3	10:46'30.007

3° 62 S. MANZI [1'29.882]							
Lap	Seg1	Seg2	Seg3	Seg4	Lap Time	km/h	Local Time
1		26.092	23.646	23.620		232,8	10:26'38.290
2	19.712	24.972	23.541	23.455	1'31.680	233,3	10:28'09.970
3	19.616	24.775	23.301	23.405	1'31.097C	233,8	10:29'41.067
4	19.559	24.795	23.290	23.470	1'31.114	225,5	10:31'12.181
5	19.342	24.650	22.944	23.276	1'30.212	<b>238,9</b>	10:32'42.393
6	21.092	24.709	23.487	28.049	1'37.337P	227,8	10:34'19.730
7	2'53.461	25.165	23.005	23.183	4'04.814P	234,3	10:38'24.544
8	<b>19.268</b>	24.522	22.941	23.348	1'30.079	234,3	10:39'54.623
9	19.270	<b>24.476</b>	<b>22.861</b>	23.275	<b>1'29.882</b>	234,8	10:41'24.505
10	19.683	27.045	25.194	24.116	1'36.038	230,8	10:43'00.543
11	19.490	24.479	23.136	23.173	1'30.278	233,8	10:44'30.821
12	19.375	24.560	22.975	<b>23.162</b>	1'30.072	233,3	10:46'00.893

4° 14 L. MAHIAS [1'30.122]							
Lap	Seg1	Seg2	Seg3	Seg4	Lap Time	km/h	Local Time
1		26.308	24.506	24.365		225,0	10:27'41.430
2	19.930	24.955	23.399	23.791	1'32.075	231,8	10:29'13.505
3	19.559	24.909	23.102	23.676	1'31.246	231,3	10:30'44.751
4	19.358	24.665	24.041	24.373	1'32.437C	<b>233,8</b>	10:32'17.188
5	19.382	24.616	23.235	23.537	1'30.770	231,3	10:33'47.958
6	20.744	25.973	24.962	28.440	1'40.119P	223,1	10:35'28.077
7	4'44.508	25.351	23.654	23.557	5'57.070P	222,7	10:41'25.147
8	19.299	24.852	23.096	23.464	1'30.711	231,8	10:42'55.858
9	19.290	24.551	22.937	23.492	1'30.270	232,3	10:44'26.128
10	<b>19.218</b>	<b>24.536</b>	<b>22.921</b>	<b>23.447</b>	<b>1'30.122</b>	230,3	10:45'56.250

5° 99 A. HUERTAS [1'30.125]							
Lap	Seg1	Seg2	Seg3	Seg4	Lap Time	km/h	Local Time
1		25.965	23.669	28.234		232,3	10:27'01.853
2	20.087	24.934	23.291	23.589	1'31.901	231,8	10:28'33.754
3	19.820	24.892	23.227	24.893	1'32.832	232,8	10:30'06.586

4	19.427	25.731	23.153	23.771	1'32.082C	234,3	10:31'38.668
5	19.525	24.689	23.010	23.437	1'30.661	236,3	10:33'09.329
6	<b>19.349</b>	24.977	23.131	23.516	1'30.973	234,8	10:34'04.302
7	19.673	26.832	23.634	30.828	1'40.967P	230,8	10:36'21.269
8	2'29.379	25.400	22.967	23.492	3'41.238P	234,3	10:40'02.507
9	19.613	24.906	22.824	23.433	1'30.776	236,3	10:41'33.283
10	19.382	24.958	23.197	23.970	1'31.507	236,8	10:43'04.790
11	19.366	24.576	22.970	<b>23.213</b>	<b>1'30.125</b>	<b>237,9</b>	10:44'34.915
12	19.654	<b>24.499</b>	<b>22.792</b>	23.666	1'30.611	234,8	10:46'05.526

6° 66 N. TUULI [1'30.212]							
Lap	Seg1	Seg2	Seg3	Seg4	Lap Time	km/h	Local Time
1		27.444	24.755	24.460		231,3	10:27'29.493
2	20.335	25.228	23.408	25.038	1'34.009	234,3	10:29'03.502
3	20.157	25.213	23.258	23.649	1'32.277	233,8	10:30'35.779
4	19.543	24.867	23.300	23.470	1'31.180C	232,8	10:32'06.959
5	19.824	25.175	24.047	29.688	1'38.734CP	231,8	10:33'45.693
6	3'27.075	25.782	23.333	23.724	4'39.914P	237,4	10:38'25.607
7	19.293	24.899	22.946	23.377	1'30.515	233,8	10:39'56.122
8	19.413	24.809	22.956	<b>23.301</b>	1'30.479	236,3	10:41'26.601
9	<b>19.242</b>	<b>24.692</b>	<b>22.910</b>	23.368	<b>1'30.212</b>	234,8	10:42'56.813
10	23.734	24.903	23.273	23.745	1'35.655	<b>238,4</b>	10:44'32.468
11	19.342	24.725	22.989	23.662	1'30.718	234,3	10:46'03.186

7° 28 G. VAN STRAALLEN [1'30.405]							
Lap	Seg1	Seg2	Seg3	Seg4	Lap Time	km/h	Local Time
1		25.958	23.896	23.939		<b>236,8</b>	10:26'39.266
2	19.593	24.684	23.383	<b>23.441</b>	1'31.101	233,8	10:28'10.367
3	19.652	24.641	23.428	23.705	1'31.426C	234,8	10:29'41.793
4	19.372	24.477	23.273	23.453	1'30.575	226,4	10:31'12.368
5	19.356	24.828	23.102	28.047	1'35.333P	235,8	10:32'47.701
6	4'13.020	26.040	23.626	23.853	5'26.539P	231,8	10:38'14.240
7	19.541	24.367	23.299	24.008	1'31.215	232,8	10:39'45.455
8	19.382	<b>24.356</b>	<b>22.994</b>	23.673	<b>1'30.405</b>	232,8	10:41'15.860
9	19.402	24.362	23.146	24.550	1'31.460	232,8	10:42'47.320
10	<b>19.223</b>	24.418	23.071	23.787	1'30.499	234,8	10:44'17.819
11	19.313	24.431	23.133	23.586	1'30.463	231,8	10:45'48.282

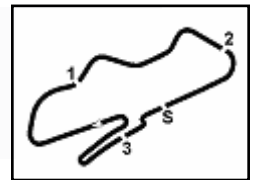
8° 64 F. CARICASULO [1'30.484]							
Lap	Seg1	Seg2	Seg3	Seg4	Lap Time	km/h	Local Time
1		26.522	24.436	24.176		225,0	10:28'11.643
2	19.859	24.795	23.280	23.645	1'31.579C	237,4	10:29'43.222
3	19.670	24.807	23.107	23.477	1'31.061	237,4	10:31'14.283
4	19.592	24.632	23.017	23.354	1'30.595	236,8	10:32'44.878
5	19.601	24.994	23.247	28.524	1'36.366P	236,8	10:34'21.244
6	2'57.319	26.509	24.158	38.533	4'26.519P	229,8	10:38'47.763
7	20.676	25.326	23.301	23.851	1'33.154	235,3	10:40'20.917
8	19.816	24.921	<b>22.951</b>	23.342	1'31.030	235,8	10:41'51.947
9	<b>19.566</b>	<b>24.630</b>	22.968	<b>23.320</b>	<b>1'30.484</b>	<b>237,9</b>	10:43'22.431
10	19.777	24.990	23.589	23.544	1'31.900	235,3	10:44'54.331
11	19.646	26.340	23.901	30.264	1'40.151P	234,8	10:46'34.482

9° 23 M. SCHROETTER [1'30.503]							
Lap	Seg1	Seg2	Seg3	Seg4	Lap Time	km/h	Local Time
1		26.667	23.928	24.434		236,3	10:26'43.354
2	19.934	25.241	23.343	23.750	1'32.268	236,3	10:28'15.622
3	19.920	26.163	23.628	24.048	1'33.759C	<b>238,9</b>	10:29'49.381
4	19.775	24.963	23.372	23.630	1'31.740	237,4	10:31'21.121
5	19.758	25.124	23.257	31.510	1'39.649P	237,9	10:33'00.770
6	3'35.190	25.238	23.371	23.721	4'47.520P	237,4	10:37'48.290
7	19.502	24.718	23.189	23.556	1'30.965	236,8	10:39'19.255
8	19.487	24.716	<b>23.037</b>	<b>23.410</b>	1'30.650	238,4	10:40'49.905

01/07/2023 P = Pits In/Out - C = Lap Time Cancelled

These data/results cannot be reproduced, stored and/or transmitted in whole or in part by any manner of electronic, mechanical, photocopying, recording, broadcasting or otherwise now known or herein after developed without the previous express consent by the copyright owner, except for reproduction in daily press and regular printed publications on sale to the public within 60 days of the event related to those data/results and always provided that copyright symbol appears together as follows below.

© DORNA WSBK ORGANIZATION Srl 2023



**Prosecco DOC UK Round, 30 June - 2 July 2023**  
**Chronological Analysis Tissot Superpole**

9	19.401	24.585	23.080	23.437	1'30.503	237,4	10:42'20.408
10	21.083	26.126	23.659	23.708	1'34.576	231,3	10:43'54.984
11	19.469	24.712	23.065	23.434	1'30.680	236,3	10:45'25.664

5	19.786	25.379	23.683	23.818	1'32.666	234,8	10:33'02.462
6	19.761	25.162	23.724	23.632	1'32.279	227,4	10:34'34.741
7	20.587	25.674	24.092	31.223	1'41.576P	230,8	10:36'16.317
8	2'31.853	25.719	23.652	23.808	3'45.032P	234,3	10:40'01.349
9	19.471	24.827	23.160	23.507	1'30.965	231,8	10:41'32.314
10	19.606	24.811	23.597	23.882	1'31.896C	235,8	10:43'04.210
11	19.651	24.722	23.110	23.421	1'30.904	238,9	10:44'35.114
12	19.668	24.669	23.271	23.301	1'30.909	234,8	10:46'06.023

**10° 3 R. DE ROSA [1'30.563]**

Lap	Seg1	Seg2	Seg3	Seg4	Lap Time	km/h	Local Time
1		27.558	24.372	24.652		231,8	10:27'32.840
2	20.163	25.089	23.472	23.950	1'32.674	234,3	10:29'05.514
3	19.842	25.046	23.254	23.631	1'31.773	234,8	10:30'37.287
4	19.591	24.776	23.153	23.540	1'31.060C	235,8	10:32'08.347
5	19.502	24.604	23.715	35.829	1'43.650CP	237,4	10:33'51.997
6	3'27.035	26.658	24.336	32.351	4'50.380P	232,3	10:38'42.377
7	19.799	25.689	23.902	25.291	1'34.681	229,3	10:40'17.058
8	19.412	24.785	23.034	23.865	1'31.096	235,8	10:41'48.154
9	19.451	24.622	23.095	23.395	1'30.563	235,8	10:43'18.717
10	19.404	24.705	23.077	23.984	1'31.170	237,4	10:44'49.887
11	19.558	24.702	23.090	23.536	1'30.886	236,3	10:46'20.773

**11° 9 J. NAVARRO [1'30.582]**

Lap	Seg1	Seg2	Seg3	Seg4	Lap Time	km/h	Local Time
1		27.777	25.208	24.801		233,8	10:26'48.633
2	20.741	25.775	23.956	24.523	1'34.995	235,8	10:28'23.628
3	19.957	25.516	23.628	24.570	1'33.671C	238,9	10:29'57.299
4	19.935	25.130	23.812	29.808	1'38.685C	236,8	10:31'35.984
5	19.626	24.914	23.355	23.900	1'31.795	238,4	10:33'07.779
6	19.577	24.678	23.418	24.106	1'31.779	238,4	10:34'39.558
7	19.591	26.026	24.439	31.303	1'41.359P	230,8	10:36'20.917
8	3'14.075	25.558	23.734	23.688	4'27.055P	235,3	10:40'47.972
9	19.582	24.815	23.124	23.483	1'31.004	236,8	10:42'18.976
10	19.409	24.713	23.114	23.485	1'30.721	236,3	10:43'49.697
11	19.387	24.696	23.038	23.461	1'30.582	236,8	10:45'20.279

**12° 94 V. DEBISE [1'30.667]**

Lap	Seg1	Seg2	Seg3	Seg4	Lap Time	km/h	Local Time
1		26.127	23.718	24.100		233,3	10:26'39.987
2	19.642	25.460	23.197	23.745	1'32.044	236,3	10:28'12.031
3	19.839	25.484	23.086	23.595	1'32.004C	237,4	10:29'44.035
4	19.524	24.915	23.149	24.017	1'31.605	238,4	10:31'15.640
5	19.846	24.841	23.220	23.449	1'31.356	235,3	10:32'46.996
6	19.695	24.972	23.519	27.586	1'35.772P	233,8	10:34'22.768
7	2'49.454	25.851	23.575	23.574	4'02.454P	229,8	10:38'25.222
8	19.562	24.913	23.603	23.511	1'31.589	236,3	10:39'56.811
9	19.451	24.637	23.199	23.380	1'30.667	236,3	10:41'27.478
10	19.529	25.143	23.193	23.429	1'31.294	235,8	10:42'58.772
11	19.734	27.588	23.148	23.628	1'34.098	237,4	10:44'32.870
12	19.489	24.937	23.128	23.343	1'30.897	235,8	10:46'03.767

**13° 69 T. BOOTH-AMOS [1'30.775]**

Lap	Seg1	Seg2	Seg3	Seg4	Lap Time	km/h	Local Time
1		28.885	26.794	30.755		194,9	10:27'01.669
2	19.983	25.029	24.444	24.188	1'33.644	228,3	10:28'35.313
3	19.538	24.560	23.158	23.519	1'30.775	233,3	10:30'06.088
4	19.354	26.524	24.005	24.626	1'34.509C	229,3	10:31'40.597
5	19.388	24.488	49.840	36.639	2'10.355P	235,8	10:33'50.952
6	10'10.220	25.468	23.135	24.429	11'23.252CP	227,8	10:45'14.204

**14° 54 B. SOFUOGLU [1'30.904]**

Lap	Seg1	Seg2	Seg3	Seg4	Lap Time	km/h	Local Time
1		27.627	24.546	24.634		235,8	10:26'49.821
2	20.058	25.594	23.808	23.757	1'33.217	236,3	10:28'23.038
3	20.177	25.622	23.611	23.762	1'33.172C	236,8	10:29'56.210
4	20.144	25.745	23.858	23.839	1'33.586C	238,9	10:31'29.796

**15° 95 T. MACKENZIE [1'31.028]**

Lap	Seg1	Seg2	Seg3	Seg4	Lap Time	km/h	Local Time
1		27.690	25.017	30.157		224,5	10:27'26.429
2	51.564	31.513	24.065	24.360	2'11.502CP	225,9	10:29'37.931
3	19.937	25.167	23.746	23.881	1'32.731	223,6	10:31'10.662
4	19.859	25.275	23.519	23.838	1'32.491	226,9	10:32'43.153
5	19.858	24.863	23.642	23.748	1'32.111	225,9	10:34'15.264
6	25.022	26.622	24.145	31.216	1'47.005P	222,2	10:36'02.269
7	3'37.988	26.257	25.251	24.431	4'53.927P	194,9	10:40'56.196
8	19.785	24.974	23.173	23.569	1'31.501	227,8	10:42'27.697
9	19.656	24.755	23.114	23.503	1'31.028	230,3	10:43'58.725
10	22.011	25.357	23.637	28.542	1'39.547P	226,9	10:45'38.272

**16° 71 T. EDWARDS [1'31.210]**

Lap	Seg1	Seg2	Seg3	Seg4	Lap Time	km/h	Local Time
1		26.884	24.420	25.442		232,8	10:26'43.856
2	20.153	25.746	24.298	24.274	1'34.471	236,3	10:28'18.327
3	19.947	25.336	23.946	40.032	1'49.261C	234,8	10:30'07.588
4	21.273	26.449	24.474	30.592	1'42.788CP	232,8	10:31'50.376
5	5'22.736	25.960	23.568	23.966	6'36.230P	235,3	10:38'26.606
6	19.546	24.895	23.303	23.634	1'31.378	237,4	10:39'57.984
7	19.496	24.890	23.149	23.675	1'31.210	240,5	10:41'29.194
8	19.592	25.633	23.967	27.983	1'37.175	236,8	10:43'06.369
9	19.551	24.909	23.467	27.052	1'34.979	238,9	10:44'41.348
10	19.769	25.119	23.827	24.014	1'32.729	233,8	10:46'14.077

**17° 51 A. SARMOON [1'31.233]**

Lap	Seg1	Seg2	Seg3	Seg4	Lap Time	km/h	Local Time
1		26.201	23.996	24.302		233,3	10:26'41.359
2	20.044	25.519	23.664	23.881	1'33.108	233,8	10:28'14.467
3	20.174	25.894	24.063	25.207	1'35.338C	230,3	10:29'49.805
4	20.366	25.159	23.521	23.641	1'32.687	234,3	10:31'22.492
5	20.012	25.554	23.827	23.810	1'33.203	235,8	10:32'55.695
6	20.737	25.969	26.191	28.403	1'41.300P	223,1	10:34'36.995
7	3'48.306	26.207	26.497	28.068	5'09.078P	179,1	10:39'46.073
8	19.801	24.839	23.175	23.418	1'31.233	230,8	10:41'17.306
9	19.771	24.959	23.463	23.813	1'32.006	225,9	10:42'49.312
10	20.092	25.662	23.755	27.649	1'37.158	233,8	10:44'26.470
11	19.702	25.003	23.430	23.640	1'31.775	231,3	10:45'58.245

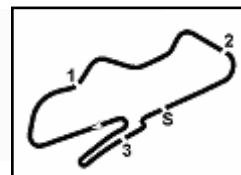
**18° 34 R. IRWIN [1'31.310]**

Lap	Seg1	Seg2	Seg3	Seg4	Lap Time	km/h	Local Time
1		26.413	24.059	24.827		235,8	10:26'41.661
2	20.192	25.461	23.705	24.272	1'33.630	237,9	10:28'15.291
3	20.030	25.683	23.769	24.509	1'33.991C	235,3	10:29'49.282
4	20.285	25.157	23.355	24.002	1'32.799	237,9	10:31'22.081
5	20.089	25.733	24.137	29.499	1'39.458P	236,8	10:33'01.539
6	3'35.331	25.930	23.560	24.131	4'48.952P	235,8	10:37'50.491
7	20.019	25.288	23.245	23.793	1'32.345	236,3	10:39'22.836
8	19.804	24.949	23.112	23.737	1'31.602	237,4	10:40'54.438
9	19.644	24.839	23.020	23.807	1'31.310	237,4	10:42'25.748
10	19.646	24.997	23.235	23.901	1'31.779	237,4	10:43'57.527
11	19.611	24.985	23.227	23.793	1'31.616	237,4	10:45'29.143

01/07/2023 P = Pits In/Out - C = Lap Time Cancelled

These data/results cannot be reproduced, stored and/or transmitted in whole or in part by any manner of electronic, mechanical, photocopying, recording, broadcasting or otherwise now known or herein after developed without the previous express consent by the copyright owner, except for reproduction





**Prosecco DOC UK Round, 30 June - 2 July 2023**  
**Chronological Analysis Tissot Superpole**

**19° 29 N. SPINELLI [1'31.323]**

Lap	Seg1	Seg2	Seg3	Seg4	Lap Time	km/h	Local Time
1		26.201	24.039	24.265		235,3	10:26'40.348
2	19.844	25.170	23.427	23.710	1'32.151	235,3	10:28'12.499
3	19.665	25.012	23.454	23.779	1'31.910C	233,8	10:29'44.409
4	19.532	25.170	23.435	30.829	1'38.966	235,8	10:31'23.375
5	19.924	25.245	23.518	28.903	1'37.590P	<b>237,4</b>	10:33'00.965
6	6'03.201	27.396	24.668	24.986	7'20.251P	231,8	10:40'21.216
7	19.758	25.098	<b>23.288</b>	23.596	1'31.740	233,8	10:41'52.956
8	19.569	<b>24.886</b>	23.324	<b>23.544</b>	<b>1'31.323</b>	234,3	10:43'24.279
9	<b>19.516</b>	25.867	26.206	24.141	1'35.730	203,8	10:45'00.009

**20° 25 A. VERDOIA [1'31.549]**

Lap	Seg1	Seg2	Seg3	Seg4	Lap Time	km/h	Local Time
1		27.328	24.742	25.596		234,3	10:26'47.578
2	20.674	25.902	24.031	24.609	1'35.216	233,8	10:28'22.794
3	20.304	25.486	24.085	24.728	1'34.603C	<b>237,4</b>	10:29'57.397
4	20.201	25.374	23.627	24.382	1'33.584C	236,8	10:31'30.981
5	20.144	25.461	23.609	24.328	1'33.542	235,8	10:33'04.523
6	20.009	25.236	24.009	28.906	1'38.160P	233,8	10:34'42.683
7	4'41.159	26.553	24.643	27.044	5'59.399P	213,4	10:40'42.082
8	20.200	25.318	23.458	23.780	1'32.756	233,8	10:42'14.838
9	19.912	25.013	23.389	23.694	1'32.008	234,3	10:43'46.846
10	<b>19.814</b>	<b>24.936</b>	<b>23.167</b>	<b>23.632</b>	<b>1'31.549</b>	234,3	10:45'18.395

**21° 22 F. FULIGNI [1'31.714]**

Lap	Seg1	Seg2	Seg3	Seg4	Lap Time	km/h	Local Time
1		27.668	25.001	24.822		229,8	10:27'47.122
2	20.204	25.655	24.207	23.835	1'33.901C	232,3	10:29'21.023
3	19.731	25.293	23.664	23.635	1'32.323	233,8	10:30'53.346
4	19.592	25.302	23.679	23.783	1'32.356	233,8	10:32'25.702
5	19.552	24.980	23.443	32.553	1'40.528P	234,3	10:34'06.230
6	3'16.796	25.810	23.658	30.082	4'36.346P	234,3	10:38'42.576
7	19.817	25.660	24.002	25.304	1'34.783	225,9	10:40'17.359
8	<b>19.418</b>	<b>24.917</b>	<b>23.246</b>	24.275	1'31.856	<b>236,8</b>	10:41'49.215
9	19.475	26.332	23.666	24.339	1'33.812	234,3	10:43'23.027
10	19.439	24.919	23.675	23.681	<b>1'31.714</b>	235,3	10:44'54.741
11	19.685	25.206	23.415	<b>23.575</b>	1'31.881	234,3	10:46'26.622

**22° 4 H. TRUELOVE [1'32.206]**

Lap	Seg1	Seg2	Seg3	Seg4	Lap Time	km/h	Local Time
1		27.162	24.588	24.795		237,4	10:26'45.264
2	20.320	26.217	23.903	24.408	1'34.848	233,8	10:28'20.112
3	19.891	25.243	23.890	25.553	1'34.577C	232,3	10:29'54.689
4	23.619	25.363	23.576	24.882	1'37.440C	<b>237,9</b>	10:31'32.129
5	19.809	25.267	24.153	24.042	1'33.271	234,8	10:33'05.400
6	19.923	25.360	24.431	32.876	1'42.590P	232,8	10:34'47.990
7	4'02.344	26.050	26.294	24.303	5'18.991P	231,8	10:40'06.981
8	19.954	25.150	<b>23.450</b>	23.888	1'32.442	234,3	10:41'39.423
9	<b>19.679</b>	<b>25.101</b>	23.540	<b>23.886</b>	<b>1'32.206</b>	236,3	10:43'11.629
10	19.980	25.248	42.696	25.344	1'53.268	219,1	10:45'04.897

**23° 27 A. DIAZ [1'32.312]**

Lap	Seg1	Seg2	Seg3	Seg4	Lap Time	km/h	Local Time
1		27.606	24.775	24.680		234,3	10:26'44.848
2	20.630	26.605	24.087	24.472	1'35.794	<b>235,3</b>	10:28'20.642
3	20.585	25.948	24.063	24.192	1'34.788C	233,3	10:29'55.430
4	20.440	25.483	24.105	24.249	1'34.277C	232,8	10:31'29.707
5	20.304	25.775	23.642	23.963	1'33.684	233,8	10:33'03.391
6	20.282	25.222	24.704	24.974	1'35.182	228,8	10:34'38.573
7	20.345	25.446	24.322	29.593	1'39.706P	232,3	10:36'18.279

8	2'21.938	25.500	24.045	29.394	3'40.877P	228,8	10:39'59.156
9	20.168	25.272	23.666	24.126	1'33.232	233,8	10:41'32.388
10	20.071	25.048	23.503	24.044	1'32.666	<b>235,3</b>	10:43'05.054
11	<b>19.884</b>	25.263	<b>23.488</b>	<b>23.677</b>	<b>1'32.312</b>	234,8	10:44'37.366
12	19.889	<b>24.991</b>	23.533	24.028	1'32.441	232,8	10:46'09.807

**24° 15 E. MCMANUS [1'32.382]**

Lap	Seg1	Seg2	Seg3	Seg4	Lap Time	km/h	Local Time
1		28.274	25.645	26.093		228,8	10:26'51.955
2	20.932	26.233	24.561	24.834	1'36.560	232,3	10:28'28.515
3	20.210	26.103	24.499	24.500	1'35.312	229,8	10:30'03.827
4	19.951	25.878	23.975	24.298	1'34.102C	233,3	10:31'37.929
5	19.855	25.821	23.544	23.903	1'33.123	<b>236,3</b>	10:33'11.052
6	19.710	25.342	23.542	24.066	1'32.660	235,3	10:34'43.712
7	20.581	26.738	25.246	32.006	1'44.571P	218,2	10:36'28.283
8	3'16.271	26.091	23.754	24.084	4'30.200P	235,3	10:40'58.483
9	19.782	25.330	23.406	23.902	1'32.420	234,3	10:42'30.903
10	19.665	<b>25.255</b>	<b>23.373</b>	24.089	<b>1'32.382</b>	<b>236,3</b>	10:44'03.285
11	<b>19.664</b>	25.336	23.563	<b>23.874</b>	1'32.437	235,8	10:45'35.722

**25° 16 Y. OKAYA [1'32.530]**

Lap	Seg1	Seg2	Seg3	Seg4	Lap Time	km/h	Local Time
1		27.535	24.886	25.171		232,8	10:26'45.703
2	20.539	26.460	24.089	24.409	1'35.497	234,3	10:28'21.200
3	20.330	25.854	24.136	24.210	1'34.530C	233,8	10:29'55.730
4	20.550	25.510	24.030	24.584	1'34.674C	<b>235,3</b>	10:31'30.404
5	20.126	25.622	23.708	24.299	1'33.755	<b>235,3</b>	10:33'04.159
6	19.976	25.128	23.984	24.128	1'33.216	230,3	10:34'37.375
7	20.236	26.445	24.504	30.081	1'41.266P	230,3	10:36'18.641
8	2'32.980	26.282	23.848	24.040	3'47.150P	233,8	10:40'05.791
9	19.932	25.589	23.716	<b>23.894</b>	1'33.131	232,3	10:41'38.922
10	<b>19.736</b>	25.311	<b>23.515</b>	24.040	1'32.602	232,8	10:43'11.524
11	19.975	25.797	24.230	24.052	1'34.054	230,3	10:44'45.578
12	19.797	<b>25.030</b>	23.625	24.078	<b>1'32.530</b>	230,3	10:46'18.108

**26° 68 L. POWER [1'32.652]**

Lap	Seg1	Seg2	Seg3	Seg4	Lap Time	km/h	Local Time
1		27.609	25.076	25.456		225,5	10:26'50.140
2	20.173	25.869	23.840	24.800	1'34.682	<b>234,8</b>	10:28'24.822
3	20.028	25.304	30.199	40.973	1'56.504CP	233,8	10:30'21.326
4	4'57.445	25.558	23.772	24.480	6'11.255CP	228,3	10:36'32.581
5	20.213	25.148	23.700	<b>24.223</b>	1'33.284	229,3	10:38'05.865
6	20.111	25.945	24.105	29.336	1'39.497P	227,8	10:39'45.362
7	3'18.156	25.223	23.958	25.354	4'32.691P	225,5	10:44'18.053
8	<b>19.890</b>	<b>24.988</b>	<b>23.437</b>	24.337	<b>1'32.652</b>	230,8	10:45'50.705

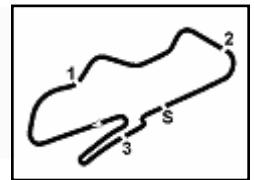
**27° 91 J. KENNEDY [1'32.841]**

Lap	Seg1	Seg2	Seg3	Seg4	Lap Time	km/h	Local Time
1		27.451	25.205	26.430		222,2	10:26'48.138
2	20.890	25.948	24.576	25.677	1'37.091	230,3	10:28'25.229
3	20.339	25.414	24.010	24.609	1'34.372C	232,3	10:29'59.601
4	20.123	25.125	23.860	24.554	1'33.662C	232,3	10:31'33.263
5	19.993	25.189	23.716	24.401	1'33.299	<b>233,3</b>	10:33'06.562
6	<b>19.823</b>	<b>24.932</b>	23.852	24.845	1'33.452	<b>233,3</b>	10:34'40.014
7	19.840	25.027	23.970	30.618	1'39.455P	232,8	10:36'19.469
8	1'31.417	26.307	24.512	25.245	2'47.481P	225,5	10:39'06.950
9	20.183	25.176	23.653	24.935	1'33.947	230,3	10:40'40.897
10	19.980	25.103	23.656	<b>24.128</b>	1'32.867	229,3	10:42'13.764
11	19.904	25.132	23.550	24.255	<b>1'32.841</b>	230,3	10:43'46.605
12	20.165	25.150	<b>23.352</b>	24.298	1'32.965	232,8	10:45'19.570

01/07/2023 P = Pits In/Out - C = Lap Time Cancelled

These data/results cannot be reproduced, stored and/or transmitted in whole or in part by any manner of electronic, mechanical, photocopying, recording, broadcasting or otherwise now known or herein after developed without the previous express consent by the copyright owner, except for reproduction in daily press and regular printed publications on sale to the public within 60 days of the event related to those data/results and always provided that copyright symbol appears together as follows below.

© DORNA WSBK ORGANIZATION Srl 2023



**Prosecco DOC UK Round, 30 June - 2 July 2023**  
**Chronological Analysis Tissot Superpole**

**28° 32 O. BAYLISS [1'32.846]**

Lap	Seg.1	Seg.2	Seg.3	Seg.4	Lap Time	km/h	Local Time
1		26.052	23.802	<b>23.883</b>		234,3	10:26'38.905
2	19.699	25.135	23.842	24.170	<b>1'32.846</b>	236,3	10:28'11.751
3	19.939	24.955	23.133	23.699	1'31.726C	235,8	10:29'43.477

**29° 73 M. KOFLER [1'32.887]**

Lap	Seg.1	Seg.2	Seg.3	Seg.4	Lap Time	km/h	Local Time
1		27.515	24.915	24.929		230,8	10:26'45.972
2	20.417	26.529	24.119	24.552	1'35.617	<b>237,4</b>	10:28'21.589
3	20.145	26.051	24.615	25.224	1'36.035C	230,8	10:29'57.624
4	20.229	25.261	23.693	24.408	1'33.591C	<b>237,4</b>	10:31'31.215
5	20.312	27.262	24.115	25.597	1'37.286C	234,8	10:33'08.501
6	19.999	25.416	23.895	28.276	1'37.586P	235,8	10:34'46.087
7	4'01.736	26.078	24.006	24.168	5'15.988P	231,8	10:40'02.075
8	19.972	25.399	<b>23.408</b>	24.457	1'33.236	236,8	10:41'35.311
9	20.092	26.335	24.596	26.925	1'37.948	231,8	10:43'13.259
10	20.137	25.289	23.611	24.514	1'33.551	235,3	10:44'46.810
11	<b>19.964</b>	<b>25.242</b>	23.534	<b>24.147</b>	<b>1'32.887</b>	234,8	10:46'19.697

**30° 7 A. NORRODIN [1'33.515]**

Lap	Seg.1	Seg.2	Seg.3	Seg.4	Lap Time	km/h	Local Time
1		31.476	26.790	26.320		215,1	10:27'22.078
2	21.682	26.888	24.812	27.704	1'41.086	224,5	10:29'03.164
3	21.039	26.025	24.087	26.061	1'37.212	225,0	10:30'40.376
4	20.931	26.049	25.321	25.213	1'37.514C	223,6	10:32'17.890
5	20.524	25.806	24.086	29.030	1'39.446P	224,5	10:33'57.336
6	4'56.119	26.075	23.810	24.537	6'10.541P	<b>229,3</b>	10:40'07.877
7	20.345	25.544	<b>23.467</b>	24.341	1'33.697	<b>229,3</b>	10:41'41.574
8	20.272	<b>25.472</b>	23.944	24.398	1'34.086	227,4	10:43'15.660
9	20.481	25.598	23.868	24.681	1'34.628	226,4	10:44'50.288
10	<b>20.075</b>	25.535	23.593	<b>24.312</b>	<b>1'33.515</b>	227,4	10:46'23.803

**31° 98 M. ABE [1'34.975]**

Lap	Seg.1	Seg.2	Seg.3	Seg.4	Lap Time	km/h	Local Time
1		27.846	25.479	25.705		228,3	10:26'50.623
2	20.621	26.333	24.638	25.319	1'36.911	229,8	10:28'27.534
3	20.925	26.169	25.141	24.743	1'36.978	227,4	10:30'04.512
4	20.642	26.986	24.430	24.804	1'36.862C	<b>231,3</b>	10:31'41.374
5	20.568	26.170	24.604	24.867	1'36.209	228,8	10:33'17.583
6	20.855	26.130	24.675	24.581	1'36.241	225,9	10:34'53.824
7	20.750	26.286	24.637	30.113	1'41.786P	225,9	10:36'35.610
8	2'41.685	26.700	24.541	24.705	3'57.631P	226,9	10:40'33.241
9	20.624	26.044	24.265	<b>24.487</b>	1'35.420	225,9	10:42'08.661
10	20.516	26.151	24.353	24.492	1'35.512	227,4	10:43'44.173
11	<b>20.365</b>	<b>25.804</b>	<b>24.178</b>	24.628	<b>1'34.975</b>	227,8	10:45'19.148

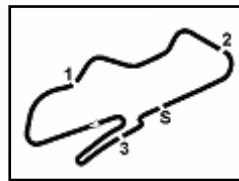
**32° 17 J. MCPHEE**

Lap	Seg.1	Seg.2	Seg.3	Seg.4	Lap Time	km/h	Local Time
1		29.037	<b>25.621</b>	<b>24.547</b>		<b>214,3</b>	10:27'41.944

01/07/2023 P = Pits In/Dut - C = Lap Time Cancelled

These data/results cannot be reproduced, stored and/or transmitted in whole or in part by any manner of electronic, mechanical, photocopying, recording, broadcasting or otherwise now known or herein after developed without the previous express consent by the copyright owner, except for reproduction in daily press and regular printed publications on sale to the public within 60 days of the event related to those data/results and always provided that copyright symbol appears together as follows below.

© DORNA WSBK ORGANIZATION Srl 2023



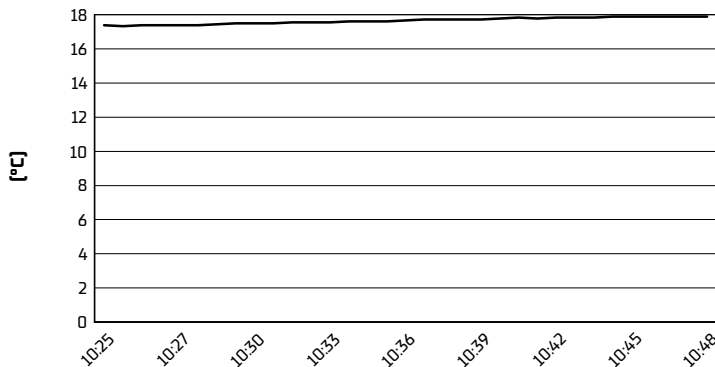
Donington Park 4.023 m

**Prosecco DOC UK Round, 30 June - 2 July 2023**

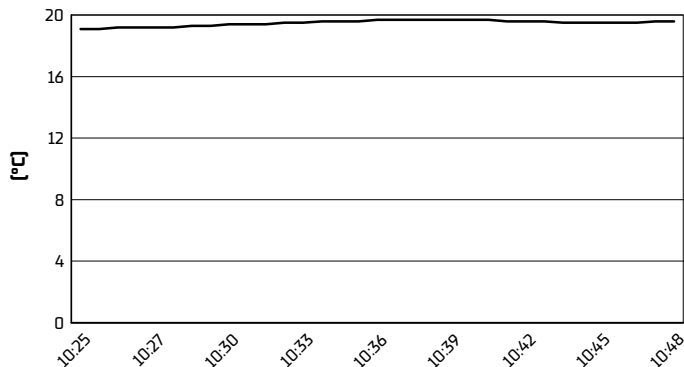
**Weather Report Tissot Superpole**

Session started 10:25 - Session ended 10:48

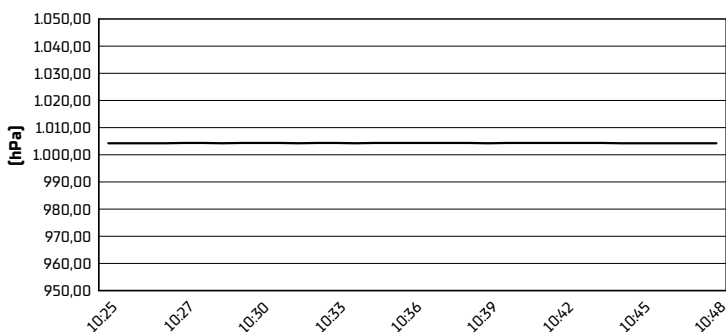
**Air Temperature**



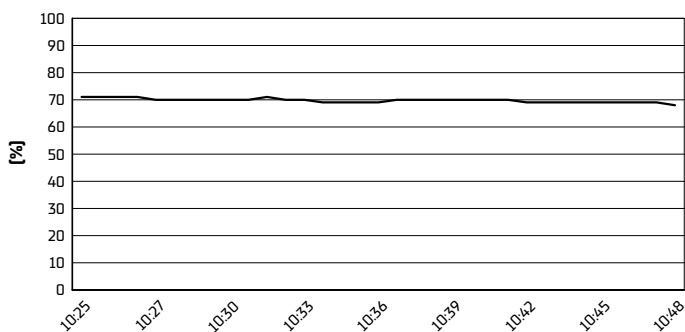
**Track Temperature**



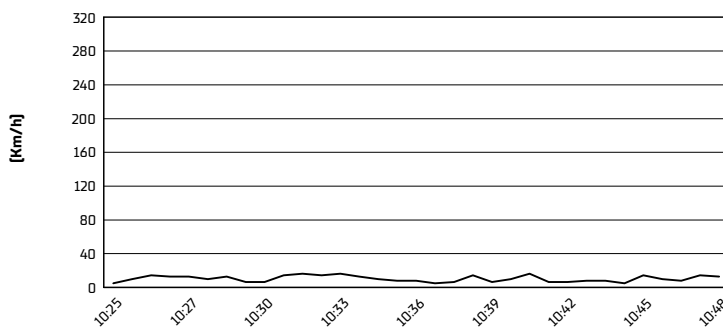
**Air Pressure**



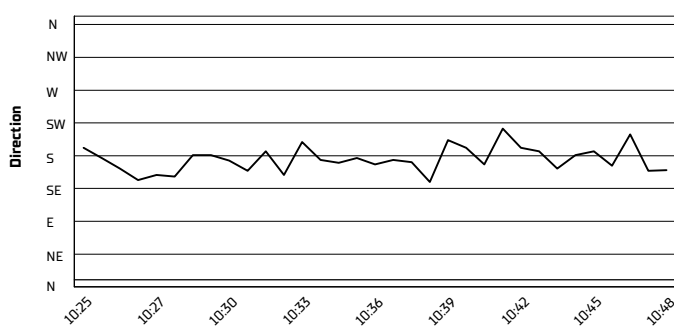
**Humidity**



**Wind Speed**



**Wind Direction**

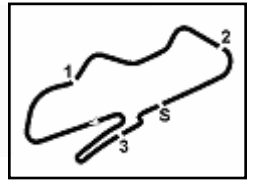


01/07/2023

These data/results cannot be reproduced, stored and/or transmitted in whole or in part by any manner of electronic, mechanical, photocopying, recording, broadcasting or otherwise now known or herein after developed without the previous express consent by the copyright owner, except for reproduction in daily press and regular printed publications on sale to the public within 60 days of the event related to those data/results and always provided that copyright symbol appears together as follows below.

© DORNA WSBK ORGANIZATION Srl 2023





**Prosecco DOC UK Round, 30 June - 2 July 2023**  
**Superpole Ranking**

	2020	2021	2022	2023
<b>01 Philip Island</b>	Locatelli (Ita) Yam 1'32.176 [173,6 Km/h]		Caricasulo (Ita) Duc 1'37.161 [164,7 Km/h]	Manzi (Ita) Yam 1'32.814 [172,4 Km/h]
<b>02 Mandalika</b>		Aegerter (Sui) Yam 1'36.288 [160,8 Km/h]	Tuuli (Fin) MvA 1'35.947 [161,3 Km/h]	Bulega (Ita) Duc 1'35.520 [162,1 Km/h]
<b>03 Assen</b>		Aegerter (Sui) Yam 1'37.222 [168,2 Km/h]	Aegerter (Sui) Yam 1'36.906 [168,7 Km/h]	Bulega (Ita) Duc 1'36.900 [168,7 Km/h]
<b>04 Barcelona</b>	Locatelli (Ita) Yam 1'44.958 [158,7 Km/h]	Gonzalez (Esp) Yam 1'44.593 [159,3 Km/h]	Aegerter (Sui) Yam 1'43.983 [160,2 Km/h]	Bulega (Ita) Duc 1'44.243 [159,8 Km/h]
<b>05 Misano</b>		Aegerter (Sui) Yam 1'37.726 [149,6 Km/h]	Aegerter (Sui) Yam 1'37.173 [150,4 Km/h]	Bulega (Ita) Duc 1'36.495 [151,5 Km/h]
<b>06 Donington</b>			Aegerter (Sui) Yam 1'29.961 [160,9 Km/h]	Bulega (Ita) Duc 1'29.323 [162,0 Km/h]
<b>07 Imola</b>				
<b>08 Most</b>		Gonzalez (Esp) Yam 1'35.213 [159,3 Km/h]	Baldassarri (Ita) Yam 1'34.952 [159,7 Km/h]	
<b>09 Magny-Cours</b>	Smith (Gbr) Yam 1'49.318 [145,3 Km/h]	Bernardi (Smi) Yam 1'40.330 [158,3 Km/h]	Caricasulo (Ita) Duc 1'40.565 [157,9 Km/h]	
<b>10 Aragon</b>	Locatelli (Ita) Yam 1'53.003 [161,7 Km/h]	Cluzel (Fra) Yam 1'52.937 [161,8 Km/h]	Baldassarri (Ita) Yam 1'52.706 [162,2 Km/h]	
<b>11 Portimao</b>	Locatelli (Ita) Yam 1'44.627 [158,0 Km/h]	Cluzel (Fra) Yam 1'43.908 [159,1 Km/h]	Aegerter (Sui) Yam 1'43.065 [160,4 Km/h]	
<b>12 Villicium</b>		Cluzel (Fra) Yam 1'41.740 [151,3 Km/h]	Aegerter (Sui) Yam 1'41.181 [152,1 Km/h]	

**2023**

- 5 N. Bulega
- 1 S. Manzi

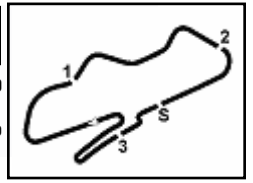
**ALL TIMES**

- |                   |                   |                   |
|-------------------|-------------------|-------------------|
| 34 K. Sofuoglu    | 4 R. Krummenacher | 1 L. Bernardi     |
| 24 J. Cluzel      | 4 R. Xaus         | 1 K. Coghlan      |
| 22 S. Charpentier | 3 S. Cortese      | 1 C. Davies       |
| 17 B. Parkes      | 3 K. Curtain      | 1 M. Fabrizio     |
| 15 K. Muggeridge  | 3 J. Lascorz      | 1 T. Gradinger    |
| 14 F. Foret       | 3 I. MacPherson   | 1 C. Jones        |
| 14 S. Lowes       | 3 A. Pitt         | 1 C. Kellner      |
| 11 D. Aegerter    | 3 D. Salom        | 1 S. Manzi        |
| 11 F. Caricasulo  | 2 L. Baldassarri  | 1 F. Marino       |
| 10 C. Crutchlow   | 2 P. Bontempi     | 1 M. Meregalli    |
| 8 L. Mahias       | 2 M. Gonzalez     | 1 S. Morais       |
| 7 A. Locatelli    | 2 V. Guareschi    | 1 P. Oetti        |
| 6 S. Chambon      | 2 M. Lagrive      | 1 C. Perolari     |
| 6 E. Laverty      | 2 M. Pirro        | 1 P. Riba         |
| 5 N. Bulega       | 2 L. Scassa       | 1 S. Sanna        |
| 5 P. Casoli       | 2 K. Smith        | 1 L. Stapleford   |
| 5 K. Fujiwara     | 2 J. Teuchert     | 1 J. Vd Goorbergh |
| 5 P. Jacobsen     | 2 N. Tuuli        | 1 J. Whitham      |
| 5 C. Vermeulen    | 2 M. van der Mark |                   |

01/07/2023

These data/results cannot be reproduced, stored and/or transmitted in whole or in part by any manner of electronic, mechanical, photocopying, recording, broadcasting or otherwise now known or herein after developed without the previous express consent by the copyright owner, except for reproduction in daily press and regular printed publications on sale to the public within 60 days of the event related to those data/results and always provided that copyright symbol appears together as follows below.

© DORNA WSBK ORGANIZATION Srl 2023



**Prosecco DOC UK Round, 30 June - 2 July 2023**  
**Tissot Superpole Award**

	Points	Points From First	Points From Previous	February 26 PHILLIP ISLAND	March 5 MANDALIKA	April 23 ASSEN	May 7 BARCELONA	June 4 MISANO	July 2 DONINGTON PARK	July 16 IMOLA	July 30 MOST	September 10 MAGNY-COURS	September 24 ARAGON	October 1 PORTIMAO	October 15 VILLICUM						
1 <b>BULEGA</b> Nicolo (ITA)	66			6	12	12	12	12	12												
2 <b>CARICASULO</b> Federico (ITA)	37	29		1	9	9	7	9	2												
3 <b>MONTELLA</b> Yari (ITA)	26	40	11	7		3		7	9												
4 <b>SCHROETTER</b> Marcel (GER)	26	40	0	4	5	1	9	6	1												
5 <b>VAN STRAALEN</b> Glenn (NEO)	26	40	0	3	3	7	5	5	3												
6 <b>MANZI</b> Stefano (ITA)	23	43	3	12		2	2		7												
7 <b>ONCU</b> Can (TUR)	21	45	2	9	7	5															
8 <b>TUULI</b> Niki (FIN)	10	56	11		6				4												
9 <b>MAHIAS</b> Lucas (FRA)	9	57	1					3	6												
10 <b>DEBISE</b> Valentin (FRA)	9	57	0			6	3														
11 <b>DE ROSA</b> Raffaele (ITA)	8	58	1		4	4															
12 <b>HUERTAS</b> Adrian (ESP)	7	59	1	2					5												
13 <b>SPINELLI</b> Nicholas (ITA)	7	59	0	5	2																
14 <b>EDWARDS</b> Tom (AUS)	6	60	1				6														
15 <b>NAVARRO</b> Jorge (ESP)	6	60	0		1		4	1													
16 <b>SOFUOGLU</b> Bahattin (TUR)	5	61	1				1	4													
17 <b>CORSI</b> Simone (ITA)	2	64	3					2													

01/07/2023 Odd points columns: Tissot Superpole Even points columns: Tissot Superpole Race

These data/results cannot be reproduced, stored and/or transmitted in whole or in part by any manner of electronic, mechanical, photocopying, recording, broadcasting or otherwise now known or herein after developed without the previous express consent by the copyright owner, except for reproduction in daily press and regular printed publications on sale to the public within 60 days of the event related to those data/results and always provided that copyright symbol appears together as follows below.

© DORNA WSBK ORGANIZATION Srl 2023