

## Prosecco DOC UK Round, 30 June - 2 July 2023

### Results Warm Up

No.	Rider	Nat	Team	Bike	Class	Time	Gap	Rel.	Laps	Speed	
										Avg	Max
1	62 S. MANZI	ITA	Ten Kate Racing Yamaha	Yamaha YZF R6		1'29.246			9	162,280	235,8
2	11 N. BULEGA	ITA	Aruba.it Racing WorldSSP Team	Ducati Panigale V2		1'29.289	0.043	0.043	9	162,201	240,5
3	55 Y. MONTELLA	ITA	Barni Spark Racing Team	Ducati Panigale V2		1'29.710	0.464	0.421	8	161,440	240,0
4	64 F. CARICASULO	ITA	Althea Racing Team	Ducati Panigale V2		1'29.874	0.628	0.164	9	161,146	238,9
5	23 M. SCHROETTER	GER	MV Agusta Reparto Corse	MV Agusta F3 800 RR		1'29.980	0.734	0.106	9	160,956	243,2
6	69 T. BOOTH-AMOS	GBR	Motozoo ME AIR Racing	Kawasaki ZX-6R	*	1'30.017	0.771	0.037	9	160,890	238,4
7	3 R. DE ROSA	ITA	Orelac Racing Verdnatura	Ducati Panigale V2		1'30.040	0.794	0.023	8	160,849	238,4
8	14 L. MAHIAS	FRA	Kawasaki Puccetti Racing	Kawasaki ZX-6R		1'30.200	0.954	0.160	9	160,563	236,8
9	54 B. SOFUOGLU	TUR	MV Agusta Reparto Corse	MV Agusta F3 800 RR		1'30.257	1.011	0.057	7	160,462	237,9
10	66 N. TUULI	FIN	Dynavolt Triumph	Triumph Street Triple RS 765		1'30.264	1.018	0.007	9	160,449	237,9
11	9 J. NAVARRO	ESP	Ten Kate Racing Yamaha	Yamaha YZF R6		1'30.319	1.073	0.055	9	160,352	240,5
12	99 A. HUERTAS	ESP	MTM Kawasaki	Kawasaki ZX-6R		1'30.366	1.120	0.047	6	160,268	235,8
13	28 G. VAN STRAALEN	NED	EAB Racing Team	Yamaha YZF R6		1'30.388	1.142	0.022	9	160,229	234,3
14	94 V. DEBISE	FRA	GMT94 Yamaha	Yamaha YZF R6		1'30.450	1.204	0.062	9	160,119	238,4
15	22 F. FULIGNI	ITA	Orelac Racing Verdnatura	Ducati Panigale V2	*	1'30.555	1.309	0.105	7	159,934	236,8
16	25 A. VERDOIA	FRA	Yamaha Thailand Racing Team	Yamaha YZF R6		1'30.669	1.423	0.114	9	159,733	242,2
17	34 R. IRWIN	IRL	Astro-JJR Suzuki	Suzuki GSXR750		1'30.736	1.490	0.067	8	159,615	239,5
18	17 J. MCPHEE	GBR	Vince64 by Puccetti Racing	Kawasaki ZX-6R		1'30.867	1.621	0.131	9	159,385	240,0
19	91 J. KENNEDY	IRL	Evan Bros. WorldSSP Yamaha Team	Yamaha YZF R6		1'30.918	1.672	0.051	9	159,295	240,5
20	95 T. MACKENZIE	GBR	PETRONAS MIE Racing Honda Team	Honda CBR600RR		1'30.940	1.694	0.022	9	159,257	232,3
21	71 T. EDWARDS	AUS	Yart-Yamaha WorldSSP Team	Yamaha YZF R6	*	1'31.080	1.834	0.140	7	159,012	236,3
22	16 Y. OKAYA	JPN	ProDina Kawasaki Racing	Kawasaki ZX-6R	*	1'31.405	2.159	0.325	9	158,446	237,9
23	68 L. POWER	AUS	Motozoo ME AIR Racing	Kawasaki ZX-6R	*	1'31.479	2.233	0.074	9	158,318	236,3
24	15 E. MCMANUS	IRL	Completely Motorbikes Triumph	Triumph Street Triple RS 765		1'31.653	2.407	0.174	9	158,018	241,1
25	29 N. SPINELLI	ITA	VFT Racing WEBIKE Yamaha	Yamaha YZF R6		1'31.916	2.670	0.263	7	157,566	238,4
26	51 A. SARMOON	THA	Yamaha Thailand Racing Team	Yamaha YZF R6		1'31.926	2.680	0.010	9	157,548	243,2
27	73 M. KOFLER	AUT	D34G Racing	Ducati Panigale V2	*	1'31.949	2.703	0.023	9	157,509	240,0
28	27 A. DIAZ	ESP	Arco Yart Yamaha WorldSSP	Yamaha YZF R6	*	1'32.009	2.763	0.060	7	157,406	238,4
29	7 A. NORRODIN	MAS	PETRONAS MIE Racing Honda Team	Honda CBR600RR		1'32.393	3.147	0.384	9	156,752	232,8
30	4 H. TRUELOVE	GBR	Dynavolt Triumph	Triumph Street Triple RS 765		1'32.506	3.260	0.113	9	156,561	233,8

\* WorldSSP Challenge

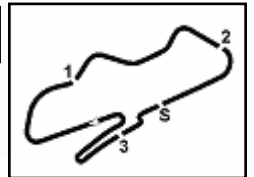
AIR	Humidity:	51%	Temp:	17°C
TRACK	Condition:	Dry	Temp:	21°C

Records	Pole	[SP]	2023 N.Bulega	1'29.323	162,140	Km/h
	Race	[RC1]	2023 N.Bulega	1'29.511	161,800	Km/h
	All Times	[SP]	2023 N.Bulega	1'29.323	162,140	Km/h

Start 02/07/2023 10:25 End 10:42 The results are provisional until the end of the time limit for protests and appeals and the completion of the technical checks.

These data/results cannot be reproduced, stored and/or transmitted in whole or in part by any manner of electronic, mechanical, photocopying, recording, broadcasting or otherwise now known or herein after developed without the previous express consent by the copyright owner, except for reproduction in daily press and regular printed publications on sale to the public within 60 days of the event related to those data/results and always provided that copyright symbol appears together as follows below.

© DORNA WSBK ORGANIZATION Srl 2023



**Prosecco DOC UK Round, 30 June - 2 July 2023**  
**Results Warm Up**

**Session Highlights**

Local Time	No. Rider	Description
10.25.00		Start
10.25.14		WorldSSP Pit Intervention Time: 1min 3secs
10.29.36	<b>66 N. TUULI</b>	Lap Cancelled [1'31.315] - Exceeded Track Limits - Turn 10
10.30.20	<b>66 N. TUULI</b>	Lap Cancelled [1'30.525] - Exceeded Track Limits - Turn 10
10.31.12	<b>4 H. TRUELOVE</b>	Current Lap Cancelled - Exceeded Track Limits - Turn 9
10.31.17	<b>27 A. DIAZ</b>	Current Lap Cancelled - Exceeded Track Limits - Turn 9
10.31.50	<b>27 A. DIAZ</b>	Technical Problem - Turn 10
10.31.56	<b>27 A. DIAZ</b>	Re-joined
10.32.38	<b>7 A. NORRODIN</b>	Lap Cancelled [1'33.466] - Exceeded Track Limits - Turn 10
10.33.53	<b>34 R. IRWIN</b>	Current Lap Cancelled - Exceeded Track Limits - Turn 9
10.34.05	<b>25 A. VERDOIA</b>	Lap Cancelled [1'31.587] - Exceeded Track Limits - Turn 10
10.34.38		New All Time Lap Record
10.34.59	<b>64 F. CARICASULO</b>	Lap Cancelled [1'30.214] - Exceeded Track Limits - Turn 10
10.36.11	<b>54 B. SOFUOGLU</b>	Lap Cancelled [1'30.593] - Exceeded Track Limits - Turn 10
10.36.19	<b>55 Y. MONTELLA</b>	On the Gravel - Re-Joined - Turn 4
10.38.17	<b>54 B. SOFUOGLU</b>	Crashed - Turn 4
10.39.02	<b>54 B. SOFUOGLU</b>	Re-joined
10.39.14	<b>54 B. SOFUOGLU</b>	Stop - Technical Problem
10.41.28	<b>27 A. DIAZ</b>	Technical Problem - Re-Joined - Turn 11
10.42.05	<b>4 H. TRUELOVE</b>	Lap Cancelled [1'36.987] - Exceeded Track Limits - Turn 9
10.42.32		End Of Session

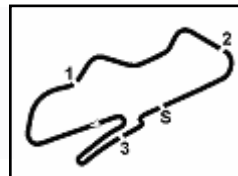
**Fastest Laps Sequence**

No.	Rider	Nat	Team	Bike	Local Time	Time	Gap	Avg
<b>62</b>	<b>S. MANZI</b>	ITA	Ten Kate Racing Yamaha	Yamaha YZF R6	10:28'05.267	<b>1'30.336</b>		160,321
<b>11</b>	<b>N. BULEGA</b>	ITA	Aruba.it Racing WorldSSP Team	Ducati Panigale V2	10:29'12.047	<b>1'30.033</b>	-0.303	160,861
<b>62</b>	<b>S. MANZI</b>	ITA	Ten Kate Racing Yamaha	Yamaha YZF R6	10:29'34.844	<b>1'29.577</b>	-0.456	161,680
<b>62</b>	<b>S. MANZI</b>	ITA	Ten Kate Racing Yamaha	Yamaha YZF R6	10:31'04.321	<b>1'29.477</b>	-0.100	161,861
<b>11</b>	<b>N. BULEGA</b>	ITA	Aruba.it Racing WorldSSP Team	Ducati Panigale V2	10:32'11.327	<b>1'29.469</b>	-0.008	161,875
<b>11</b>	<b>N. BULEGA</b>	ITA	Aruba.it Racing WorldSSP Team	Ducati Panigale V2	10:33'40.794	<b>1'29.467</b>	-0.002	161,879
<b>62</b>	<b>S. MANZI</b>	ITA	Ten Kate Racing Yamaha	Yamaha YZF R6	10:34'03.123	<b>1'29.246</b>	-0.221	162,280

Start 10:25 End 10:42 The results are provisional until the end of the time limit for protests and appeals and the completion of the technical checks.

These data/results cannot be reproduced, stored and/or transmitted in whole or in part by any manner of electronic, mechanical, photocopying, recording, broadcasting or otherwise now known or herein after developed without the previous express consent by the copyright owner, except for reproduction in daily press and regular printed publications on sale to the public within 60 days of the event related to those data/results and always provided that copyright symbol appears together as follows below.

© DORNA WSBK ORGANIZATION Srl 2023



Donington Park 4.023 m

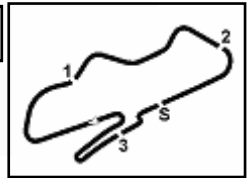
## Prosecco DOC UK Round, 30 June - 2 July 2023

### Starting Grid - Race 2 (19 Laps x 4,023 km = 76,437 km)

1	11 BULEGA N. Ducati 1'29.323	2	55 MONTELLA Y. Ducati 1'29.532	3	62 MANZI S. Yamaha 1'29.882
2	14 MAHIAS L. Kawasaki 1'30.122	5	99 HUERTAS A. Kawasaki 1'30.125	6	66 TUULI N. Triumph 1'30.212
3	28 VAN STRAALEN G. Yamaha 1'30.405	8	64 CARICASULO F. Ducati 1'30.484	9	23 SCHROETTER M. MV Agusta 1'30.503
4	3 DE ROSA R. Ducati 1'30.563	11	9 NAVARRO J. Yamaha 1'30.582	12	94 DEBISE V. Yamaha 1'30.667
5	69 BOOTH-AMOS T. Kawasaki 1'30.775	14	54 SOFUOGLU B. MV Agusta 1'30.904	15	95 MACKENZIE T. Honda 1'31.028
6	71 EDWARDS T. Yamaha 1'31.210	17	51 SARMOON A. Yamaha 1'31.233	18	34 IRWIN R. Suzuki 1'31.310
7	29 SPINELLI N. Yamaha 1'31.323	20	25 VERDOIA A. Yamaha 1'31.549	21	22 FULIGNI F. Ducati 1'31.714
8	4 TRUELOVE H. Triumph 1'32.206	23	27 DIAZ A. Yamaha 1'32.312	24	15 MCMANUS E. Triumph 1'32.382
9	16 OKAYA Y. Kawasaki 1'32.530	26	68 POWER L. Kawasaki 1'32.652	27	91 KENNEDY J. Yamaha 1'32.841
10	73 KOFLER M. Ducati 1'32.887	29	7 NORRODIN A. Honda 1'33.515	30	17 MCPHEE J. Kawasaki

02/07/2023 The Race Director .....

These data/results cannot be reproduced, stored and/or transmitted in whole or in part by any manner of electronic, mechanical, photocopying, recording, broadcasting or otherwise now known or herein after developed without the previous express consent by the copyright owner, except for reproduction in daily press and regular printed publications on sale to the public within 60 days of the event related to those data/results and always provided that copyright symbol appears together as follows below. @ DORNA WSBK ORGANIZATION Srl 2023



**Prosecco DOC UK Round, 30 June - 2 July 2023**  
**Best Sectors & Speed Warm Up**

BEST LAP		
1	62 S. MANZI	Yamaha YZF R6 1'29.246
2	11 N. BULEGA	Ducati Panigale V2 1'29.289
3	55 Y. MONTELLA	Ducati Panigale V2 1'29.710
4	64 F. CARICASULO	Ducati Panigale V2 1'29.874
5	23 M. SCHROETTER	MV Agusta F3 800 RR 1'29.980
6	69 T. BOOTH-AMOS	Kawasaki ZX-6R 1'30.017
7	3 R. DE ROSA	Ducati Panigale V2 1'30.040
8	14 L. MAHIAS	Kawasaki ZX-6R 1'30.200
9	54 B. SOFUOGLU	MV Agusta F3 800 RR 1'30.257
10	66 N. TUULI	Triumph Street Triple RS 765 1'30.264
11	9 J. NAVARRO	Yamaha YZF R6 1'30.319
12	99 A. HUERTAS	Kawasaki ZX-6R 1'30.366
13	28 G. VAN STRAALLEN	Yamaha YZF R6 1'30.388
14	94 V. DEBISE	Yamaha YZF R6 1'30.450
15	22 F. FULIGNI	Ducati Panigale V2 1'30.555
16	25 A. VERDOIA	Yamaha YZF R6 1'30.669
17	34 R. IRWIN	Suzuki GSXR750 1'30.736
18	17 J. MCPHEE	Kawasaki ZX-6R 1'30.867
19	91 J. KENNEDY	Yamaha YZF R6 1'30.918
20	95 T. MACKENZIE	Honda CBR600RR 1'30.940
21	71 T. EDWARDS	Yamaha YZF R6 1'31.080
22	16 Y. OKAYA	Kawasaki ZX-6R 1'31.405
23	68 L. POWER	Kawasaki ZX-6R 1'31.479
24	15 E. MCMANUS	Triumph Street Triple RS 765 1'31.653
25	29 N. SPINELLI	Yamaha YZF R6 1'31.916
26	51 A. SARMOON	Yamaha YZF R6 1'31.926
27	73 M. KOFLER	Ducati Panigale V2 1'31.949
28	27 A. DIAZ	Yamaha YZF R6 1'32.009
29	7 A. NORRODIN	Honda CBR600RR 1'32.393
30	4 H. TRUELOVE	Triumph Street Triple RS 765 1'32.506

SPEED		
1	23 M. SCHROETTER	MV Agusta F3 800 RR 243,2
2	51 A. SARMOON	Yamaha YZF R6 243,2
3	25 A. VERDOIA	Yamaha YZF R6 242,2
4	15 E. MCMANUS	Triumph Street Triple RS 765 241,1
5	91 J. KENNEDY	Yamaha YZF R6 240,5
6	11 N. BULEGA	Ducati Panigale V2 240,5
7	9 J. NAVARRO	Yamaha YZF R6 240,5
8	17 J. MCPHEE	Kawasaki ZX-6R 240,0
9	55 Y. MONTELLA	Ducati Panigale V2 240,0
10	73 M. KOFLER	Ducati Panigale V2 240,0
11	34 R. IRWIN	Suzuki GSXR750 239,5
12	64 F. CARICASULO	Ducati Panigale V2 238,9
13	69 T. BOOTH-AMOS	Kawasaki ZX-6R 238,4
14	29 N. SPINELLI	Yamaha YZF R6 238,4
15	3 R. DE ROSA	Ducati Panigale V2 238,4
16	94 V. DEBISE	Yamaha YZF R6 238,4
17	27 A. DIAZ	Yamaha YZF R6 238,4
18	54 B. SOFUOGLU	MV Agusta F3 800 RR 237,9
19	66 N. TUULI	Triumph Street Triple RS 765 237,9
20	16 Y. OKAYA	Kawasaki ZX-6R 237,9
21	22 F. FULIGNI	Ducati Panigale V2 236,8
22	14 L. MAHIAS	Kawasaki ZX-6R 236,8
23	71 T. EDWARDS	Yamaha YZF R6 236,3
24	68 L. POWER	Kawasaki ZX-6R 236,3
25	62 S. MANZI	Yamaha YZF R6 235,8
26	99 A. HUERTAS	Kawasaki ZX-6R 235,8
27	28 G. VAN STRAALLEN	Yamaha YZF R6 234,3
28	4 H. TRUELOVE	Triumph Street Triple RS 765 233,8
29	7 A. NORRODIN	Honda CBR600RR 232,8
30	95 T. MACKENZIE	Honda CBR600RR 232,3

SEG. 1	
1	11 N. BULEGA 19.084
2	62 S. MANZI 19.152
3	55 Y. MONTELLA 19.160
4	23 M. SCHROETTER 19.193
5	69 T. BOOTH-AMOS 19.208
6	14 L. MAHIAS 19.225
7	3 R. DE ROSA 19.250
8	66 N. TUULI 19.259
9	54 B. SOFUOGLU 19.272
10	34 R. IRWIN 19.286
11	28 G. VAN STRAALLEN 19.288
12	9 J. NAVARRO 19.309
13	64 F. CARICASULO 19.314
14	25 A. VERDOIA 19.334
15	94 V. DEBISE 19.340
16	99 A. HUERTAS 19.351
17	22 F. FULIGNI 19.389
18	17 J. MCPHEE 19.420
19	91 J. KENNEDY 19.470
20	71 T. EDWARDS 19.500
21	68 L. POWER 19.516
22	95 T. MACKENZIE 19.538
23	16 Y. OKAYA 19.569
24	15 E. MCMANUS 19.572
25	51 A. SARMOON 19.653
26	73 M. KOFLER 19.678
27	4 H. TRUELOVE 19.784
28	29 N. SPINELLI 19.866
29	7 A. NORRODIN 19.866
30	27 A. DIAZ 19.897

SEG. 2	
1	62 S. MANZI 24.303
2	23 M. SCHROETTER 24.304
3	69 T. BOOTH-AMOS 24.320
4	11 N. BULEGA 24.323
5	28 G. VAN STRAALLEN 24.399
6	55 Y. MONTELLA 24.422
7	64 F. CARICASULO 24.466
8	3 R. DE ROSA 24.466
9	66 N. TUULI 24.487
10	99 A. HUERTAS 24.487
11	14 L. MAHIAS 24.514
12	9 J. NAVARRO 24.521
13	94 V. DEBISE 24.557
14	22 F. FULIGNI 24.587
15	25 A. VERDOIA 24.612
16	91 J. KENNEDY 24.652
17	34 R. IRWIN 24.656
18	54 B. SOFUOGLU 24.684
19	68 L. POWER 24.710
20	95 T. MACKENZIE 24.712
21	71 T. EDWARDS 24.786
22	29 N. SPINELLI 24.801
23	17 J. MCPHEE 24.838
24	51 A. SARMOON 24.882
25	27 A. DIAZ 24.912
26	16 Y. OKAYA 24.923
27	15 E. MCMANUS 24.938
28	73 M. KOFLER 24.961
29	4 H. TRUELOVE 25.004
30	7 A. NORRODIN 25.024

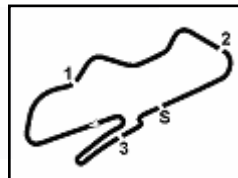
SEG. 3	
1	55 Y. MONTELLA 22.575
2	64 F. CARICASULO 22.618
3	11 N. BULEGA 22.618
4	62 S. MANZI 22.642
5	23 M. SCHROETTER 22.729
6	69 T. BOOTH-AMOS 22.804
7	9 J. NAVARRO 22.806
8	66 N. TUULI 22.817
9	14 L. MAHIAS 22.818
10	99 A. HUERTAS 22.903
11	3 R. DE ROSA 22.909
12	54 B. SOFUOGLU 22.912
13	25 A. VERDOIA 22.925
14	94 V. DEBISE 22.952
15	34 R. IRWIN 22.954
16	17 J. MCPHEE 22.993
17	28 G. VAN STRAALLEN 23.042
18	95 T. MACKENZIE 23.058
19	22 F. FULIGNI 23.062
20	91 J. KENNEDY 23.084
21	15 E. MCMANUS 23.094
22	71 T. EDWARDS 23.107
23	68 L. POWER 23.119
24	51 A. SARMOON 23.122
25	73 M. KOFLER 23.170
26	27 A. DIAZ 23.191
27	16 Y. OKAYA 23.255
28	29 N. SPINELLI 23.297
29	7 A. NORRODIN 23.340
30	4 H. TRUELOVE 23.355

SEG. 4	
1	62 S. MANZI 23.111
2	11 N. BULEGA 23.140
3	55 Y. MONTELLA 23.261
4	54 B. SOFUOGLU 23.317
5	3 R. DE ROSA 23.373
6	64 F. CARICASULO 23.375
7	23 M. SCHROETTER 23.419
8	94 V. DEBISE 23.424
9	9 J. NAVARRO 23.483
10	28 G. VAN STRAALLEN 23.487
11	66 N. TUULI 23.490
12	14 L. MAHIAS 23.503
13	69 T. BOOTH-AMOS 23.504
14	22 F. FULIGNI 23.517
15	25 A. VERDOIA 23.548
16	95 T. MACKENZIE 23.564
17	17 J. MCPHEE 23.612
18	99 A. HUERTAS 23.625
19	71 T. EDWARDS 23.637
20	16 Y. OKAYA 23.638
21	34 R. IRWIN 23.647
22	91 J. KENNEDY 23.652
23	27 A. DIAZ 23.673
24	51 A. SARMOON 23.829
25	29 N. SPINELLI 23.875
26	68 L. POWER 23.896
27	73 M. KOFLER 23.964
28	15 E. MCMANUS 23.970
29	7 A. NORRODIN 24.086
30	4 H. TRUELOVE 24.189

02/07/2023

These data/results cannot be reproduced, stored and/or transmitted in whole or in part by any manner of electronic, mechanical, photocopying, recording, broadcasting or otherwise now known or herein after developed without the previous express consent by the copyright owner, except for reproduction in daily press and regular printed publications on sale to the public within 60 days of the event related to those data/results and always provided that copyright symbol appears together as follows below.

© DORNA WSBK ORGANIZATION Srl 2023



Donington Park 4.023 m

**Prosecco DOC UK Round, 30 June - 2 July 2023**
**Ideal Times Warm Up**

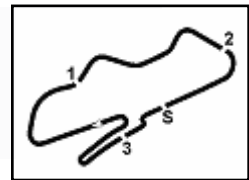
No.	Rider	Nat	Bike	Seg. 1	Seg. 2	Seg. 3	Seg. 4	Ideal Time			
				Diff. 1	Diff. 2	Diff. 3	Diff. 4	Best Lap	Pos.	Diff.	
1	<b>11 N. BULEGA</b>	ITA	Ducati Panigale V2	<b>19.084</b>	24.323	22.618 +0.111	23.140 +0.013	<b>1'29.165</b>	1'29.289	2	0.124
2	<b>62 S. MANZI</b>	ITA	Yamaha YZF R6	19.152 +0.005	<b>24.303</b> +0.003	22.642	<b>23.111</b> +0.030	<b>1'29.208</b>	1'29.246	1	0.038
3	<b>55 Y. MONTELLA</b>	ITA	Ducati Panigale V2	19.160 +0.147	24.422 +0.033	<b>22.575</b> +0.112	23.261	<b>1'29.418</b>	1'29.710	3	0.292
4	<b>23 M. SCHROETTER</b>	GER	MV Agusta F3 800 RR	19.193 +0.075	24.304 +0.260	22.729	23.419	<b>1'29.645</b>	1'29.980	5	0.335
5	<b>64 F. CARICASULO</b>	ITA	Ducati Panigale V2	19.314 +0.024	24.466 +0.028	22.618 +0.049	23.375	<b>1'29.773</b>	1'29.874	4	0.101
6	<b>69 T. BOOTH-AMOS</b>	GBR	Kawasaki ZX-6R	19.208	24.320 +0.181	22.804	23.504	<b>1'29.836</b>	1'30.017	6	0.181
7	<b>3 R. DE ROSA</b>	ITA	Ducati Panigale V2	19.250	24.466	22.909 +0.042	23.373	<b>1'29.998</b>	1'30.040	7	0.042
8	<b>66 N. TUULI</b>	FIN	Triumph Street Triple RS 765	19.259	24.487 +0.135	22.817 +0.076	23.490	<b>1'30.053</b>	1'30.264	10	0.211
9	<b>14 L. MAHIAS</b>	FRA	Kawasaki ZX-6R	19.225 +0.016	24.514	22.818 +0.124	23.503	<b>1'30.060</b>	1'30.200	8	0.140
10	<b>9 J. NAVARRO</b>	ESP	Yamaha YZF R6	19.309 +0.055	24.521	22.806	23.483 +0.145	<b>1'30.119</b>	1'30.319	11	0.200
11	<b>54 B. SOFUOGLU</b>	TUR	MV Agusta F3 800 RR	19.272 +0.059	24.684 +0.013	22.912	23.317	<b>1'30.185</b>	1'30.257	9	0.072
12	<b>28 G. VAN STRALEN</b>	NED	Yamaha YZF R6	19.288 +0.156	24.399 +0.006	23.042	23.487 +0.010	<b>1'30.216</b>	1'30.388	13	0.172
13	<b>94 V. DEBISE</b>	FRA	Yamaha YZF R6	19.340 +0.064	24.557 +0.068	22.952 +0.038	23.424 +0.007	<b>1'30.273</b>	1'30.450	14	0.177
14	<b>99 A. HUERTAS</b>	ESP	Kawasaki ZX-6R	19.351	24.487	22.903	23.625	<b>1'30.366</b>	1'30.366	12	
15	<b>25 A. VERDOIA</b>	FRA	Yamaha YZF R6	19.334 +0.037	24.612 +0.122	22.925	23.548 +0.091	<b>1'30.419</b>	1'30.669	16	0.250
16	<b>34 R. IRWIN</b>	IRL	Suzuki GSXR750	19.286 +0.193	24.656	22.954	23.647	<b>1'30.543</b>	1'30.736	17	0.193
17	<b>22 F. FULIGNI</b>	ITA	Ducati Panigale V2	19.389	24.587	23.062	23.517	<b>1'30.555</b>	1'30.555	15	
18	<b>91 J. KENNEDY</b>	IRL	Yamaha YZF R6	19.470	24.652 +0.060	23.084	23.652	<b>1'30.858</b>	1'30.918	19	0.060
19	<b>17 J. MCPHEE</b>	GBR	Kawasaki ZX-6R	19.420 +0.004	24.838	22.993	23.612	<b>1'30.863</b>	1'30.867	18	0.004
20	<b>95 T. MACKENZIE</b>	GBR	Honda CBR600RR	19.538	24.712 +0.009	23.058 +0.059	23.564	<b>1'30.872</b>	1'30.940	20	0.068
21	<b>71 T. EDWARDS</b>	AUS	Yamaha YZF R6	19.500	24.786	23.107	23.637 +0.050	<b>1'31.030</b>	1'31.080	21	0.050
22	<b>68 L. POWER</b>	AUS	Kawasaki ZX-6R	19.516 +0.028	24.710	23.119	23.896 +0.210	<b>1'31.241</b>	1'31.479	23	0.238
23	<b>16 Y. OKAYA</b>	JPN	Kawasaki ZX-6R	19.569	24.923	23.255 +0.020	23.638	<b>1'31.385</b>	1'31.405	22	0.020
24	<b>51 A. SARMOON</b>	THA	Yamaha YZF R6	19.653 +0.061	24.882 +0.165	23.122 +0.185	23.829 +0.029	<b>1'31.486</b>	1'31.926	26	0.440
25	<b>15 E. MCMANUS</b>	IRL	Triumph Street Triple RS 765	19.572 +0.052	24.938	23.094	23.970 +0.027	<b>1'31.574</b>	1'31.653	24	0.079
26	<b>27 A. DIAZ</b>	ESP	Yamaha YZF R6	19.897 +0.126	24.912	23.191 +0.035	23.673 +0.175	<b>1'31.673</b>	1'32.009	28	0.336
27	<b>73 M. KOFLER</b>	AUT	Ducati Panigale V2	19.678	24.961	23.170 +0.117	23.964 +0.059	<b>1'31.773</b>	1'31.949	27	0.176
28	<b>29 N. SPINELLI</b>	ITA	Yamaha YZF R6	19.866 +0.025	24.801	23.297 +0.052	23.875	<b>1'31.839</b>	1'31.916	25	0.077
29	<b>7 A. NORRODIN</b>	MAS	Honda CBR600RR	19.866 +0.061	25.024	23.340 +0.016	24.086	<b>1'32.316</b>	1'32.393	29	0.077
30	<b>4 H. TRUELOVE</b>	GBR	Triumph Street Triple RS 765	19.784 +0.091	25.004 +0.055	23.355	24.189 +0.028	<b>1'32.332</b>	1'32.506	30	0.174
<b>Overall Ideal Time</b>				19.084	24.303	22.575	23.111	<b>1'29.073</b>			

02/07/2023

These data/results cannot be reproduced, stored and/or transmitted in whole or in part by any manner of electronic, mechanical, photocopying, recording, broadcasting or otherwise now known or herein after developed without the previous express consent by the copyright owner, except for reproduction in daily press and regular printed publications on sale to the public within 60 days of the event related to those data/results and always provided that copyright symbol appears together as follows below.

© DORNA WSBK ORGANIZATION Srl 2023

**FIGR PERUGIA TIMING**

**Prosecco DOC UK Round, 30 June - 2 July 2023**  
**Chronological Analysis Warm Up**

1° 62 S. MANZI [1'29.246]							
Lap	Seg1	Seg2	Seg3	Seg4	Lap Time	km/h	Local Time
1		25.209	23.381	23.768		230,3	10:26'34.931
2	19.573	24.558	22.892	23.313	1'30.336	232,3	10:28'05.267
3	19.310	24.346	22.712	23.209	1'29.577	234,3	10:29'34.844
4	19.226	24.369	22.695	23.187	1'29.477	<b>235,8</b>	10:31'04.321
5	19.178	24.372	22.763	23.243	1'29.556	234,3	10:32'33.877
6	19.157	24.306	<b>22.642</b>	23.141	<b>1'29.246</b>	235,3	10:34'03.123
7	19.238	<b>24.303</b>	22.941	23.263	1'29.745	<b>235,8</b>	10:35'32.868
8	<b>19.152</b>	24.409	23.054	23.178	1'29.793	<b>235,8</b>	10:37'02.661
9	19.198	24.372	22.808	23.138	1'29.516	235,3	10:38'32.177
10	19.606	25.866	23.188	<b>23.111</b>	1'31.771	234,3	10:40'03.948

6° 69 T. BOOTH-AMOS [1'30.017]							
Lap	Seg1	Seg2	Seg3	Seg4	Lap Time	km/h	Local Time
1		27.108	25.895	32.896		216,9	10:27'30.374
2	19.586	24.726	23.249	23.820	1'31.381	231,8	10:29'01.755
3	19.303	24.588	23.229	23.578	1'30.698	234,3	10:30'32.453
4	19.318	24.558	23.130	23.629	1'30.635	237,4	10:32'03.088
5	19.603	24.809	24.062	24.284	1'32.758	234,3	10:33'35.846
6	<b>19.208</b>	24.501	<b>22.804</b>	<b>23.504</b>	<b>1'30.017</b>	237,9	10:35'05.863
7	19.238	<b>24.320</b>	22.875	23.911	1'30.344	<b>238,4</b>	10:36'36.207
8	19.220	24.496	22.951	23.549	1'30.216	232,3	10:38'06.423
9	19.291	25.203	23.444	24.172	1'32.110	234,3	10:39'38.533
10	19.498	25.814	23.049	23.793	1'32.154	237,9	10:41'10.687

2° 11 N. BULEGA [1'29.289]							
Lap	Seg1	Seg2	Seg3	Seg4	Lap Time	km/h	Local Time
1		25.274	23.169	23.482		236,8	10:27'42.014
2	19.321	24.688	22.714	23.310	1'30.033	237,4	10:29'12.047
3	19.303	24.404	22.729	23.375	1'29.811	237,9	10:30'41.858
4	19.175	24.357	22.726	23.211	1'29.469	237,9	10:32'11.327
5	19.185	24.396	22.746	<b>23.140</b>	1'29.467	240,0	10:33'40.794
6	<b>19.084</b>	<b>24.323</b>	22.729	23.153	<b>1'29.289</b>	240,0	10:35'10.083
7	19.163	24.370	<b>22.618</b>	23.188	1'29.339	239,5	10:36'39.422
8	19.174	24.468	22.696	23.163	1'29.501	238,4	10:38'08.923
9	19.223	24.620	22.677	24.066	1'30.586	<b>240,5</b>	10:39'39.509
10	19.259	24.714	22.960	23.516	1'30.449	238,9	10:41'09.958

7° 3 R. DE ROSA [1'30.040]							
Lap	Seg1	Seg2	Seg3	Seg4	Lap Time	km/h	Local Time
1		26.601	23.935	24.492		234,8	10:27'01.059
2	19.857	24.761	23.201	30.670	1'38.489P	235,8	10:28'39.548
3	2'11.284	26.752	23.342	23.687	3'25.065P	235,8	10:32'04.613
4	19.367	24.467	22.995	23.378	1'30.207	<b>238,4</b>	10:33'34.820
5	19.311	24.496	<b>22.909</b>	23.448	1'30.164	237,4	10:35'04.984
6	19.269	24.467	22.911	23.413	1'30.060	<b>238,4</b>	10:36'35.044
7	<b>19.250</b>	<b>24.466</b>	22.951	<b>23.373</b>	<b>1'30.040</b>	236,3	10:38'05.084
8	19.373	25.637	23.483	23.766	1'32.259	234,8	10:39'37.343
9	20.525	27.045	23.207	23.896	1'34.673	235,8	10:41'12.016

3° 55 Y. MONTELLA [1'29.710]							
Lap	Seg1	Seg2	Seg3	Seg4	Lap Time	km/h	Local Time
1		25.109	24.189	24.010	C	233,3	10:27'50.096
2	19.483	24.597	23.088	23.408	1'30.576	235,8	10:29'20.672
3	19.280	24.494	22.810	23.538	1'30.122	237,9	10:30'50.794
4	19.290	24.567	22.782	23.456	1'30.095	237,4	10:32'20.889
5	19.307	24.455	22.687	<b>23.261</b>	<b>1'29.710</b>	239,5	10:33'50.599
6	19.294	24.436	<b>22.575</b>	23.498	1'29.803	<b>240,0</b>	10:35'20.402
7	<b>19.160</b>	48.163	23.502	23.535	1'54.360	236,3	10:37'14.762
8	19.366	<b>24.422</b>	22.706	23.295	1'29.789	237,9	10:38'44.551
9	19.563	25.182	22.920	23.444	1'31.109	235,8	10:40'15.660

8° 14 L. MAHIAS [1'30.200]							
Lap	Seg1	Seg2	Seg3	Seg4	Lap Time	km/h	Local Time
1		25.548	23.752	30.468		229,8	10:27'29.825
2	19.485	24.678	23.244	23.915	1'31.322	231,8	10:29'01.147
3	19.297	24.724	23.091	23.624	1'30.736	232,8	10:30'31.883
4	19.376	24.914	23.135	23.529	1'30.954	232,3	10:32'02.837
5	19.241	<b>24.514</b>	22.942	<b>23.503</b>	<b>1'30.200</b>	233,3	10:33'33.037
6	19.237	24.660	22.893	23.688	1'30.478	233,8	10:35'03.515
7	<b>19.225</b>	24.616	22.927	23.580	1'30.348	233,3	10:36'33.863
8	19.404	24.639	23.005	26.264	1'33.312	231,3	10:38'07.175
9	19.397	25.272	22.897	24.651	1'32.217	232,8	10:39'39.392
10	19.517	24.825	<b>22.818</b>	23.663	1'30.823	<b>236,8</b>	10:41'10.215

4° 64 F. CARICASULO [1'29.874]							
Lap	Seg1	Seg2	Seg3	Seg4	Lap Time	km/h	Local Time
1		25.634	23.432	23.952		235,3	10:27'45.982
2	19.836	24.789	23.155	23.549	1'31.329	236,3	10:29'17.311
3	19.709	24.652	22.986	23.623	1'30.970	236,8	10:30'48.281
4	19.593	24.845	22.822	23.542	1'30.802	236,8	10:32'19.083
5	19.426	24.653	22.691	23.444	1'30.214C	<b>238,9</b>	10:33'49.297
6	19.382	<b>24.466</b>	<b>22.618</b>	23.477	1'29.943	<b>238,9</b>	10:35'19.240
7	<b>19.314</b>	24.634	22.678	23.492	1'30.118	238,4	10:36'49.358
8	19.338	24.494	22.667	<b>23.375</b>	<b>1'29.874</b>	237,4	10:38'19.232
9	19.620	25.445	23.141	23.794	1'32.000	234,8	10:39'51.232
10	19.508	25.731	22.845	24.168	1'32.252	235,8	10:41'23.484

9° 54 B. SOFUOGLU [1'30.257]							
Lap	Seg1	Seg2	Seg3	Seg4	Lap Time	km/h	Local Time
1		26.676	30.691	24.346		121,3	10:26'52.479
2	19.790	25.040	23.285	23.616	1'31.731	235,3	10:28'24.210
3	19.654	24.861	23.282	23.596	1'31.393	232,8	10:29'55.603
4	19.463	24.816	23.052	24.539	1'31.870	<b>237,9</b>	10:31'27.473
5	<b>19.272</b>	24.744	23.077	23.710	1'30.803	234,3	10:32'58.276
6	19.326	<b>24.684</b>	23.037	23.546	1'30.593C	234,8	10:34'28.869
7	19.331	24.697	<b>22.912</b>	<b>23.317</b>	<b>1'30.257</b>	237,4	10:35'59.126
8	19.274	24.723	23.481	23.583	1'31.061	<b>237,9</b>	10:37'30.187

5° 23 M. SCHROETTER [1'29.980]							
Lap	Seg1	Seg2	Seg3	Seg4	Lap Time	km/h	Local Time
1		25.716	23.722	24.611		241,1	10:26'40.904
2	19.573	24.994	24.689	30.877	1'40.133	241,1	10:28'21.037
3	19.456	24.647	23.249	23.585	1'30.937	240,0	10:29'51.974
4	22.266	26.527	23.568	27.124	1'39.485	235,8	10:31'31.459
5	19.285	24.547	22.865	23.526	1'30.223	238,4	10:33'01.682
6	19.219	<b>24.304</b>	22.942	23.633	1'30.098	241,1	10:34'31.780
7	19.268	24.564	<b>22.729</b>	<b>23.419</b>	<b>1'29.980</b>	240,5	10:36'01.760
8	<b>19.193</b>	25.281	23.915	27.430	1'35.819	232,8	10:37'37.579
9	19.279	25.653	23.217	23.813	1'31.962	238,4	10:39'09.541

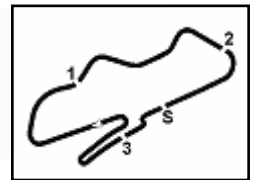
10° 66 N. TUULI [1'30.264]							
Lap	Seg1	Seg2	Seg3	Seg4	Lap Time	km/h	Local Time
1		25.905	23.464	24.152		231,3	10:26'55.888
2	19.610	24.825	23.183	23.697	1'31.315C	234,3	10:28'27.203
3	19.396	<b>24.487</b>	22.971	23.671	1'30.525C	235,3	10:29'57.728
4	19.339	24.714	23.074	25.391	1'32.518	<b>237,9</b>	10:31'30.246
5	19.323	24.601	<b>22.817</b>	23.556	1'30.297	235,8	10:33'00.543
6	19.380	24.631	23.011	23.556	1'30.578	236,3	10:34'31.121
7	<b>19.259</b>	24.622	22.893	<b>23.490</b>	<b>1'30.264</b>	236,8	10:36'01.385
8	19.425	24.715	22.940	23.802	1'30.882	237,4	10:37'32.267
9	19.392	26.580	23.281	23.564	1'32.817	236,3	10:39'05.084

02/07/2023 P = Pits In/Out - C = Lap Time Cancelled

These data/results cannot be reproduced, stored and/or transmitted in whole or in part by any manner of electronic, mechanical, photocopying, recording, broadcasting or otherwise now known or herein after developed without the previous express consent by the copyright owner, except for reproduction in daily press and regular printed publications on sale to the public within 60 days of the event related to those data/results and always provided that copyright symbol appears together as follows below.

© DORNA WSBK ORGANIZATION Srl 2023





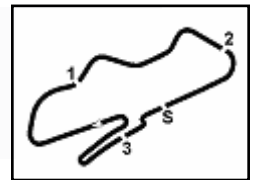
**Prosecco DOC UK Round, 30 June - 2 July 2023**  
**Chronological Analysis Warm Up**

11° 9 J. NAVARRO [1'30.319]								16° 25 A. VERDIA [1'30.669]							
Lap	Seg1	Seg2	Seg3	Seg4	Lap Time	km/h	Local Time	Lap	Seg1	Seg2	Seg3	Seg4	Lap Time	km/h	Local Time
1		26.062	24.311	30.374		234,3	10:26'50.803	1		26.396	23.755	28.608		232,3	10:26'47.588
2	19.821	24.892	23.242	23.710	1'31.665	234,3	10:28'22.468	2	20.107	25.143	23.284	24.191	1'32.725	234,3	10:28'20.313
3	19.520	24.858	23.088	23.643	1'31.109	238,4	10:29'53.577	3	19.447	24.666	22.977	23.935	1'31.025	235,8	10:29'51.338
4	19.611	24.726	22.935	23.525	1'30.797	236,8	10:31'24.374	4	19.410	25.092	23.183	<b>23.548</b>	1'31.233	232,8	10:31'22.571
5	19.365	24.842	22.964	<b>23.483</b>	1'30.654	234,8	10:32'55.028	5	19.361	24.791	23.362	24.073	1'31.587C	235,8	10:32'54.158
6	19.364	<b>24.521</b>	<b>22.806</b>	23.628	<b>1'30.319</b>	237,9	10:34'25.347	6	19.390	<b>24.612</b>	23.062	23.629	1'30.693	237,4	10:34'24.851
7	20.913	27.627	23.252	25.841	1'37.633	236,3	10:36'02.980	7	19.620	25.035	23.984	26.368	1'35.007	<b>242,2</b>	10:35'59.858
8	<b>19.309</b>	25.104	23.290	25.100	1'32.803	237,9	10:37'35.783	8	<b>19.334</b>	24.703	23.683	26.640	1'34.360	240,0	10:37'34.218
9	19.500	25.487	23.008	25.481	1'33.476	237,4	10:39'09.259	9	19.434	25.810	24.947	25.702	1'35.893	179,4	10:39'10.111
10	19.429	24.717	22.866	23.870	1'30.882	<b>240,5</b>	10:40'40.141	10	19.371	24.734	<b>22.925</b>	23.639	<b>1'30.669</b>	239,5	10:40'40.780
12° 99 A. HUERTAS [1'30.366]								17° 34 R. IRWIN [1'30.736]							
Lap	Seg1	Seg2	Seg3	Seg4	Lap Time	km/h	Local Time	Lap	Seg1	Seg2	Seg3	Seg4	Lap Time	km/h	Local Time
1		25.385	23.289	25.252		233,3	10:30'41.989	1		26.577	24.058	24.440		233,3	10:26'40.424
2	<b>19.351</b>	<b>24.487</b>	<b>22.903</b>	<b>23.625</b>	<b>1'30.366</b>	235,3	10:32'12.355	2	19.694	25.019	23.526	23.803	1'32.042	236,3	10:28'12.466
3	19.426	24.631	23.073	23.748	1'30.878	<b>235,8</b>	10:33'43.233	3	19.520	24.707	23.093	23.899	1'31.219	236,3	10:29'43.685
4	19.504	24.702	23.101	23.726	1'31.033	234,8	10:35'14.266	4	19.479	<b>24.656</b>	<b>22.954</b>	<b>23.647</b>	<b>1'30.736</b>	237,9	10:31'14.421
5	19.626	24.851	23.286	23.871	1'31.634	234,3	10:36'45.900	5	<b>19.286</b>	24.793	23.049	24.732	1'31.860	237,4	10:32'46.281
6	20.343	25.507	23.950	27.924	1'37.724P	227,4	10:38'23.624	6	19.433	24.749	25.482	30.086	1'39.750CP	236,3	10:34'26.031
7	1'13.151	27.038	23.844	24.520	2'28.553P	232,8	10:40'52.177	7	2'01.690	25.867	23.568	24.245	3'15.370P	237,9	10:37'41.401
								8	19.580	25.660	23.224	24.575	1'33.039	236,3	10:39'14.440
								9	19.614	24.955	23.092	23.779	1'31.440	<b>239,5</b>	10:40'45.880
13° 28 G. VAN STRAALLEN [1'30.388]								18° 17 J. MCPHEE [1'30.867]							
Lap	Seg1	Seg2	Seg3	Seg4	Lap Time	km/h	Local Time	Lap	Seg1	Seg2	Seg3	Seg4	Lap Time	km/h	Local Time
1		25.651	23.402	23.981		229,8	10:26'35.489	1		25.995	23.978	24.849		231,3	10:26'46.732
2	19.527	24.574	23.134	23.661	1'30.896	231,3	10:28'06.385	2	19.761	25.153	23.497	26.989	1'35.400	232,8	10:28'22.132
3	19.466	<b>24.399</b>	23.358	24.271	1'31.494	231,8	10:29'37.879	3	19.635	25.098	23.408	24.075	1'32.216	<b>240,0</b>	10:29'54.348
4	19.444	24.405	<b>23.042</b>	23.497	<b>1'30.388</b>	231,8	10:31'08.267	4	19.611	24.847	23.268	23.825	1'31.551	236,3	10:31'25.899
5	19.355	24.513	23.134	<b>23.487</b>	1'30.489	231,3	10:32'38.756	5	20.158	25.579	23.401	27.034	1'36.172	235,8	10:33'02.071
6	19.353	24.680	23.181	23.603	1'30.817	231,8	10:34'09.573	6	19.434	24.891	23.228	23.845	1'31.398	236,8	10:34'33.469
7	<b>19.288</b>	24.629	23.066	24.105	1'31.088	231,3	10:35'40.661	7	19.457	24.911	23.128	27.553	1'35.049	238,4	10:36'08.518
8	19.451	24.683	23.282	24.544	1'31.960	231,8	10:37'12.621	8	19.468	25.008	23.289	23.731	1'31.496	235,8	10:37'40.014
9	19.657	24.827	23.356	23.651	1'31.491	230,8	10:38'44.112	9	<b>19.420</b>	25.253	23.729	24.844	1'33.246	235,3	10:39'13.260
10	19.716	25.827	23.260	23.687	1'32.490	<b>234,3</b>	10:40'16.602	10	19.424	<b>24.838</b>	<b>22.993</b>	<b>23.612</b>	<b>1'30.867</b>	<b>240,0</b>	10:40'44.127
14° 94 V. DEBISE [1'30.450]								19° 91 J. KENNEDY [1'30.918]							
Lap	Seg1	Seg2	Seg3	Seg4	Lap Time	km/h	Local Time	Lap	Seg1	Seg2	Seg3	Seg4	Lap Time	km/h	Local Time
1		26.365	23.877	23.957		231,3	10:26'39.385	1		26.244	24.116	25.065		234,3	10:26'41.200
2	19.625	24.908	23.417	23.737	1'31.687	232,8	10:28'11.072	2	19.809	24.832	23.940	24.336	1'32.917	236,8	10:28'14.117
3	19.543	24.682	22.996	23.597	1'30.818	234,3	10:29'41.890	3	19.639	24.701	23.403	24.223	1'31.966	<b>240,5</b>	10:29'46.083
4	19.548	24.714	23.032	23.499	1'30.793	234,8	10:31'12.683	4	19.474	25.054	23.387	24.099	1'32.014	235,8	10:31'18.097
5	19.404	24.625	22.990	23.431	<b>1'30.450</b>	234,8	10:32'43.133	5	19.587	25.037	23.431	23.869	1'31.924	239,5	10:32'50.021
6	19.417	24.594	23.042	<b>23.424</b>	1'30.477	234,8	10:34'13.610	6	19.519	24.781	23.167	23.936	1'31.403	230,8	10:34'21.424
7	<b>19.340</b>	<b>24.557</b>	22.988	23.672	1'30.557	237,9	10:35'44.167	7	19.477	24.759	23.127	23.855	1'31.218	230,3	10:35'52.642
8	19.462	24.986	23.191	24.521	1'32.160	<b>238,4</b>	10:37'16.327	8	19.588	<b>24.652</b>	23.148	23.857	1'31.245	229,8	10:37'23.887
9	19.452	24.970	23.251	23.464	1'31.137	235,3	10:38'47.464	9	19.532	24.758	23.130	23.671	1'31.091	229,8	10:38'54.978
10	19.435	24.653	<b>22.952</b>	23.595	1'30.635	237,9	10:40'18.099	10	<b>19.470</b>	24.712	<b>23.084</b>	<b>23.652</b>	<b>1'30.918</b>	230,8	10:40'25.896
15° 22 F. FULIGNI [1'30.555]								20° 95 T. MACKENZIE [1'30.940]							
Lap	Seg1	Seg2	Seg3	Seg4	Lap Time	km/h	Local Time	Lap	Seg1	Seg2	Seg3	Seg4	Lap Time	km/h	Local Time
1		25.558	23.786	25.341		229,8	10:27'42.338	1		26.121	23.923	24.359		224,5	10:26'58.186
2	19.434	24.775	23.243	23.584	1'31.036	235,3	10:29'13.374	2	20.045	25.061	23.548	23.853	1'32.507	225,9	10:28'30.693
3	19.519	24.604	23.088	23.648	1'30.859	236,3	10:30'44.233	3	19.712	24.925	23.400	23.673	1'31.710	227,4	10:30'02.403
4	19.413	24.875	23.257	23.737	1'31.282	235,3	10:32'15.515	4	19.662	24.913	23.415	23.791	1'31.781	226,4	10:31'34.184
5	19.505	24.590	23.164	23.556	1'30.815	236,3	10:33'46.330	5	19.664	24.885	23.230	23.737	1'31.516	227,8	10:33'05.700
6	<b>19.389</b>	<b>24.587</b>	<b>23.062</b>	<b>23.517</b>	<b>1'30.555</b>	<b>236,8</b>	10:35'16.885	6	19.667	<b>24.712</b>	23.111	23.577	1'31.067	228,8	10:34'36.767
7	19.419	24.747	24.200	33.053	1'41.419P	236,3	10:36'58.304	7	<b>19.538</b>	24.721	23.117	<b>23.564</b>	<b>1'30.940</b>	229,3	10:36'07.707
8	2'10.199	27.010	23.846	24.167	3'25.222P	233,8	10:40'23.526	8	19.576	24.966	<b>23.058</b>	23.657	1'31.257	229,3	10:37'38.964
								9	19.682	25.550	23.223	24.459	1'32.914	<b>232,3</b>	10:39'11.878

02/07/2023 P = Pits In/Out - C = Lap Time Cancelled

These data/results cannot be reproduced, stored and/or transmitted in whole or in part by any manner of electronic, mechanical, photocopying, recording, broadcasting or otherwise now known or herein after developed without the previous express consent by the copyright owner, except for reproduction in daily press and regular printed publications on sale to the public within 60 days of the event related to those data/results and always provided that copyright symbol appears together as follows below.

© DORNA WSBK ORGANIZATION Srl 2023



**Prosecco DOC UK Round, 30 June - 2 July 2023**  
**Chronological Analysis Warm Up**

10 19.752 25.052 23.239 23.777 1'31.820 229,8 10:40'43.698

21° 71 T. EDWARDS (1'31.080)							
Lap	Seg1	Seg2	Seg3	Seg4	Lap Time	km/h	Local Time
1		26.496	24.027	24.418		232,8	10:26'42.246
2	20.096	25.665	23.577	30.043	1'39.381	<b>236,3</b>	10:28'21.627
3	19.749	25.024	23.436	27.417	1'35.626P	232,8	10:29'57.253
4	3'00.189	26.043	23.685	24.480	4'14.397P	233,8	10:34'11.650
5	19.806	25.084	23.457	23.890	1'32.237	234,8	10:35'43.887
6	19.539	25.033	23.292	<b>23.637</b>	1'31.501	234,8	10:37'15.388
7	<b>19.500</b>	<b>24.786</b>	<b>23.107</b>	23.687	<b>1'31.080</b>	<b>236,3</b>	10:38'46.468
8	19.503	25.101	23.344	24.019	1'31.967	233,8	10:40'18.435

26° 51 A. SARMOON (1'31.926)							
Lap	Seg1	Seg2	Seg3	Seg4	Lap Time	km/h	Local Time
1		26.049	24.258	24.822		236,3	10:26'41.344
2	19.820	<b>24.882</b>	23.670	<b>23.829</b>	1'32.201	<b>243,2</b>	10:28'13.545
3	19.714	25.047	23.307	23.858	<b>1'31.926</b>	241,6	10:29'45.471
4	19.695	24.987	23.397	24.046	1'32.125	232,3	10:31'17.596
5	21.190	25.539	23.700	24.097	1'34.526	233,8	10:32'52.122
6	19.793	25.040	<b>23.122</b>	24.066	1'32.021	238,4	10:34'24.143
7	<b>19.653</b>	24.983	23.426	23.963	1'32.025	236,3	10:35'56.168
8	20.157	26.030	23.722	26.926	1'36.835	230,8	10:37'33.003
9	19.697	26.163	23.476	24.489	1'33.825	238,9	10:39'06.828
10	19.888	25.790	23.598	24.473	1'33.749	234,3	10:40'40.577

22° 16 V. OKAYA (1'31.405)							
Lap	Seg1	Seg2	Seg3	Seg4	Lap Time	km/h	Local Time
1		26.695	24.088	24.415		231,8	10:26'40.249
2	19.767	25.353	23.662	24.204	1'32.986	236,3	10:28'13.235
3	19.772	25.147	23.620	24.010	1'32.549	236,8	10:29'45.784
4	19.605	25.031	23.424	24.003	1'32.063	232,8	10:31'17.847
5	19.600	25.123	23.662	24.340	1'32.725	233,8	10:32'50.572
6	20.810	26.006	23.662	24.140	1'34.618	234,8	10:34'25.190
7	19.646	25.116	<b>23.255</b>	23.965	1'31.982	<b>237,9</b>	10:35'57.172
8	19.797	26.037	24.193	24.277	1'34.304	230,8	10:37'31.476
9	19.815	26.813	23.851	23.729	1'34.208	228,3	10:39'05.684
10	<b>19.569</b>	<b>24.923</b>	23.275	<b>23.638</b>	<b>1'31.405</b>	233,8	10:40'37.089

27° 73 M. KOFLER (1'31.949)							
Lap	Seg1	Seg2	Seg3	Seg4	Lap Time	km/h	Local Time
1		26.530	24.211	24.238		231,3	10:26'39.870
2	19.914	25.179	23.973	24.114	1'33.180	233,8	10:28'13.050
3	19.777	25.095	23.781	24.566	1'33.219	234,3	10:29'46.269
4	19.749	25.067	<b>23.170</b>	24.313	1'32.299	238,4	10:31'18.568
5	19.762	25.064	23.548	<b>23.964</b>	1'32.338	235,8	10:32'50.906
6	19.935	25.133	23.869	24.764	1'33.701	231,8	10:34'24.607
7	<b>19.678</b>	<b>24.961</b>	23.287	24.023	<b>1'31.949</b>	<b>240,0</b>	10:35'56.556
8	19.980	26.129	23.745	24.735	1'34.589	233,3	10:37'31.145
9	19.725	26.921	24.325	24.621	1'35.592	216,0	10:39'06.737
10	19.866	25.485	23.529	24.827	1'33.707	236,3	10:40'40.444

23° 68 L. POWER (1'31.479)							
Lap	Seg1	Seg2	Seg3	Seg4	Lap Time	km/h	Local Time
1		25.429	23.712	24.628		232,3	10:26'58.888
2	19.777	24.962	23.674	24.204	1'32.617	228,8	10:28'31.505
3	19.553	24.962	23.434	<b>23.896</b>	1'31.845	232,3	10:30'03.350
4	19.621	24.954	23.524	23.908	1'32.007	231,8	10:31'35.357
5	19.624	24.872	23.219	23.902	1'31.617	231,8	10:33'06.974
6	19.619	24.819	23.330	23.970	1'31.738	233,3	10:34'38.712
7	19.544	<b>24.710</b>	<b>23.119</b>	24.106	<b>1'31.479</b>	233,3	10:36'10.191
8	<b>19.516</b>	24.873	23.153	24.131	1'31.673	233,8	10:37'41.864
9	19.796	25.351	23.360	24.342	1'32.849	233,8	10:39'14.713
10	19.611	25.007	23.183	24.018	1'31.819	<b>236,3</b>	10:40'46.532

28° 27 A. DIAZ (1'32.009)							
Lap	Seg1	Seg2	Seg3	Seg4	Lap Time	km/h	Local Time
1		26.163	23.872	24.456		233,3	10:27'01.370
2	20.060	25.199	23.277	24.243	1'32.779	232,8	10:28'34.149
3	20.023	<b>24.912</b>	23.226	23.848	<b>1'32.009</b>	<b>238,4</b>	10:30'06.158
4	19.975	<b>24.912</b>			2'17.338CP	234,8	10:32'23.496
5	2'48.348	25.397	23.896	24.091	4'01.732P	228,8	10:36'25.228
6	19.978	25.126	23.428	<b>23.673</b>	1'32.205	231,3	10:37'57.433
7	19.963	25.804	23.333	23.975	1'33.075	232,8	10:39'30.508
8	<b>19.897</b>	25.013	<b>23.191</b>	42.668	1'50.769P	234,3	10:41'21.277

24° 15 E. MCMANUS (1'31.653)							
Lap	Seg1	Seg2	Seg3	Seg4	Lap Time	km/h	Local Time
1		26.213	23.819	24.664		235,3	10:26'41.850
2	20.308	25.587	23.542	24.351	1'33.788	235,3	10:28'15.638
3	19.783	25.147	23.338	<b>23.970</b>	1'32.238	235,3	10:29'47.876
4	19.807	25.117	23.299	24.047	1'32.270	234,8	10:31'20.146
5	19.624	<b>24.938</b>	<b>23.094</b>	23.997	<b>1'31.653</b>	<b>241,1</b>	10:32'51.799
6	19.714	25.001	23.397	24.003	1'32.115	238,4	10:34'23.914
7	<b>19.572</b>	25.085	23.355	24.015	1'32.027	230,8	10:35'55.941
8	20.232	26.696	24.692	25.128	1'36.748	233,3	10:37'32.689
9	19.685	26.321	23.959	24.503	1'34.468	230,3	10:39'07.157
10	19.702	25.542	23.413	24.209	1'32.866	237,9	10:40'40.023

29° 7 A. NORRODIN (1'32.393)							
Lap	Seg1	Seg2	Seg3	Seg4	Lap Time	km/h	Local Time
1		26.606	24.021	24.646		229,3	10:26'44.317
2	20.085	25.241	23.660	24.561	1'33.547	229,3	10:28'17.864
3	20.244	25.129	23.697	24.311	1'33.381	229,8	10:29'51.245
4	19.930	25.107	23.779	24.650	1'33.466C	230,8	10:31'24.711
5	19.888	25.183	23.678	25.615	1'34.364	227,4	10:32'59.075
6	19.907	25.337	23.668	24.351	1'33.263	229,3	10:34'32.338
7	19.927	<b>25.024</b>	23.356	<b>24.086</b>	<b>1'32.393</b>	230,8	10:36'04.731
8	19.952	25.500	23.738	24.643	1'33.833	230,3	10:37'38.564
9	19.926	25.953	<b>23.340</b>	24.569	1'33.788	<b>232,8</b>	10:39'12.352
10	<b>19.866</b>	25.168	23.533	24.210	1'32.777	<b>232,8</b>	10:40'45.129

25° 29 N. SPINELLI (1'31.916)							
Lap	Seg1	Seg2	Seg3	Seg4	Lap Time	km/h	Local Time
1		26.114	23.794	24.378		234,8	10:27'01.713
2	20.013	25.102	<b>23.297</b>	23.969	1'32.381	<b>238,4</b>	10:28'34.094
3	19.891	<b>24.801</b>	23.349	<b>23.875</b>	<b>1'31.916</b>	233,8	10:30'06.010
4	<b>19.866</b>	24.907	23.482	30.147	1'38.402	232,8	10:31'44.412
5	20.069	26.150	26.905	25.460	1'38.584	215,6	10:33'22.996
6	19.928	25.077	23.771	24.096	1'32.872	230,8	10:34'55.868
7	20.174	25.808	23.942	29.263	1'39.187P	232,8	10:36'35.055
8	2'41.926	26.654	24.203	24.376	3'57.159P	230,8	10:40'32.214

30° 4 H. TRUELOVE (1'32.506)							
Lap	Seg1	Seg2	Seg3	Seg4	Lap Time	km/h	Local Time
1		26.191	24.033	24.562		<b>233,8</b>	10:26'43.984
2	20.080	25.319	23.791	24.401	1'33.591	230,3	10:28'17.575
3	19.956	<b>25.004</b>	23.679	24.250	1'32.889	228,8	10:29'50.464
4	19.902	25.326	25.176	24.845	1'35.249C	229,3	10:31'25.713
5	19.869	25.157	23.477	24.466	1'32.969	230,8	10:32'58.682
6	<b>19.784</b>	25.473	23.604	<b>24.189</b>	1'33.050	231,3	10:34'31.732
7	19.875	25.059	<b>23.355</b>	24.217	<b>1'32.506</b>	230,8	10:36'04.238
8	19.997	25.680	23.811	24.423	1'33.911	230,3	10:37'38.149
9	20.037	25.584	23.572	24.201	1'33.394	231,3	10:39'11.543

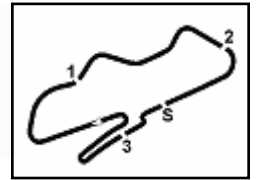
02/07/2023 P = Pits In/Out - C = Lap Time Cancelled

These data/results cannot be reproduced, stored and/or transmitted in whole or in part by any manner of electronic, mechanical, photocopying, recording, broadcasting or otherwise now known or herein after developed without the previous express consent by the copyright owner, except for reproduction in daily press and regular printed publications on sale to the public within 60 days of the event related to those data/results and always provided that copyright symbol appears together as follows below.

© DORNA WSBK ORGANIZATION Srl 2023







Donington Park 4.023 m

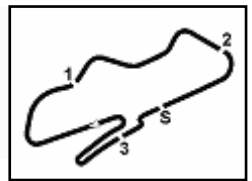
**Prosecco DOC UK Round, 30 June - 2 July 2023**  
**Chronological Analysis Warm Up**

10 19.953 25.658 25.845 25.531 1'36.987C 233,3 10:40'48.530

02/07/2023 P = Pits In/Out - C = Lap Time Cancelled

These data/results cannot be reproduced, stored and/or transmitted in whole or in part by any manner of electronic, mechanical, photocopying, recording, broadcasting or otherwise now known or herein after developed without the previous express consent by the copyright owner, except for reproduction in daily press and regular printed publications on sale to the public within 60 days of the event related to those data/results and always provided that copyright symbol appears together as follows below.

© DORNA WSBK ORGANIZATION Srl 2023



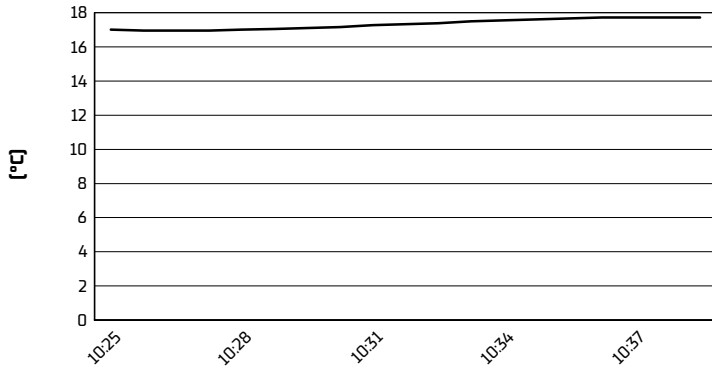
Donington Park 4.023 m

**Prosecco DOC UK Round, 30 June - 2 July 2023**

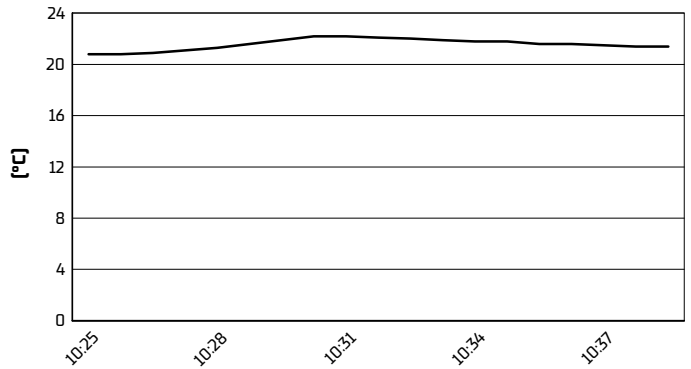
**Weather Report Warm Up**

Session started 10:25 - Session ended 10:42

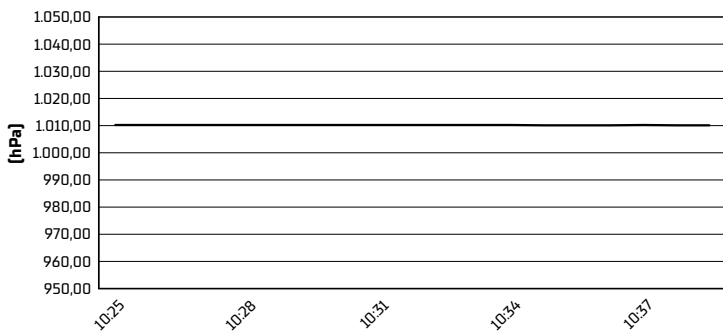
**Air Temperature**



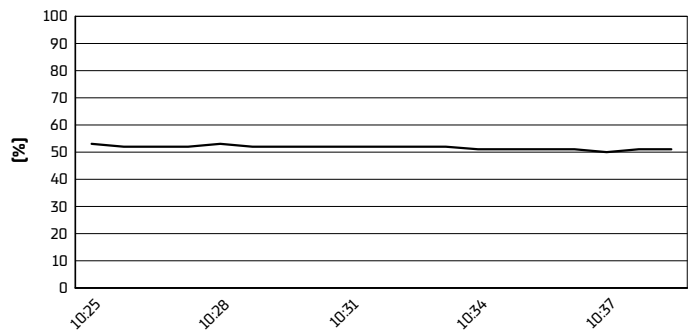
**Track Temperature**



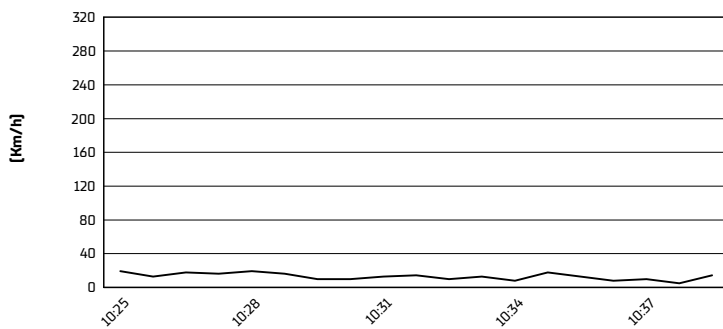
**Air Pressure**



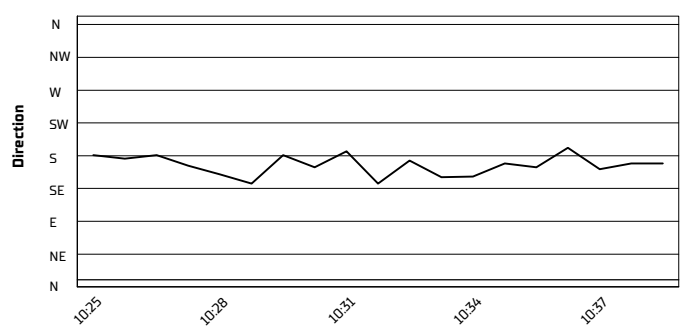
**Humidity**



**Wind Speed**



**Wind Direction**



02/07/2023

These data/results cannot be reproduced, stored and/or transmitted in whole or in part by any manner of electronic, mechanical, photocopying, recording, broadcasting or otherwise now known or herein after developed without the previous express consent by the copyright owner, except for reproduction in daily press and regular printed publications on sale to the public within 60 days of the event related to those data/results and always provided that copyright symbol appears together as follows below.

© DORNA WSBK ORGANIZATION Srl 2023