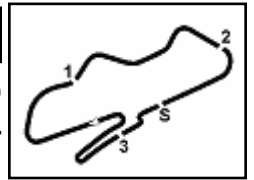




7
R3
731/04



Donington Park 4.023 m

Prosecco DOC UK Round, 30 June - 2 July 2023 Results Race 1

Laps 11 = 44,253 Km - Time of Race 19'39.404 - Avg. 135,077 km/h

1 / 2

Pos	Grid	No. Rider	Nat	Team	Bike	LL	Gap	Rel.	Fastest Lap	Speed	Qualifying	Speed
1	5	96 M. VICH	ESP	DS Racing School	Yamaha R3	11			1'46.029	173,6	1'46.619	173,6
2	1	26 K. FONTAINHA	BRA	Yamaha AD78 Team Latin America	Yamaha R3	11	0.170	0.170	1'45.843	173,9	1'45.417	177,6
3	7	80 G. MANSO	BRA	Yamaha AD78 Team Latin America	Yamaha R3	11	0.504	0.334	1'45.605	176,2	1'45.470	175,0
4	13	88 E. BURR	BRA	Yamaha AD78 Team Latin America	Yamaha R3	11	0.819	0.315	1'45.448	176,8	1'47.202	178,5
5	3	57 T. BUJAPA	THA	Yamaha bLU cRU Thailand	Yamaha R3	11	1.585	0.766	1'46.156	177,6	1'46.401	175,3
6	6	46 D. NOWAK	POL	Szkopek Team	Yamaha R3	11	1.847	0.262	1'45.785	177,3	1'46.640	176,2
7	4	62 S. YAMANE	JPN	bLU cRU Yamaha Racing Japan	Yamaha R3	11	1.868	0.021	1'45.938	174,5	1'46.419	179,1
8	12	15 C. STRINGHETTI	ITA	Project 109	Yamaha R3	11	2.423	0.555	1'45.604	174,5	1'47.141	171,7
9	14	56 V. ARNAUD	FRA	VAL56 Speed Racing	Yamaha R3	11	13.586	11.163	1'47.605	171,2	1'47.952	172,8
10	11	92 E. PLAINDOUX	FRA	Yamaha bLU cRU Motor France	Yamaha R3	11	14.253	0.667	1'47.275	171,2	1'47.075	176,5
11	15	35 M. KONUK	TUR	Turkiye Racing Team	Yamaha R3	11	23.971	9.718	1'48.251	167,7	1'48.044	175,3
12	2	9 E. ERCOLANI	ITA	Yamaha bLU cRU Italy	Yamaha R3	11	31.396	7.425	1'45.326	176,5	1'45.611	177,3
13	16	37 J. BELAK	POL	Szkopek Team	Yamaha R3	11	33.146	1.750	1'48.997	169,5	1'48.447	174,2
14	17	85 J. MARTIN	AUS	Yamaha bLU cRU Team Australia	Yamaha R3	11	46.470	13.324	1'50.653	162,4	1'49.394	172,0
15	18	28 P. ANASTASI	SUI	DS Racing School	Yamaha R3	11	50.163	3.693	1'50.544	168,0	1'49.708	173,1
16	19	66 K. HAND	GBR	Yamaha bLU cRU U.K.	Yamaha R3	11	50.196	0.033	1'50.367	169,3	1'51.911	175,6
17	10	32 K. KEANKUM	THA	Yamaha bLU cRU Thailand	Yamaha R3	11	59.148	8.952	1'45.891	175,3	1'46.322	175,6
Not Classified												
RET	8	19 D. JOULIN	FRA	Yamaha bLU cRU Motor France	Yamaha R3	1	10 Laps			172,0	1'47.054	176,2
RET	9	27 A. MAHENDRA	INA	Yamaha bLU cRU Racing Indonesia	Yamaha R3	1	10 Laps			175,0	1'46.148	173,1

AIR	Humidity:	65%	Temp:	18°C
TRACK	Condition:	Dry	Temp:	21°C

Records	Pole [SP]	2023	K.Fontainha	1'45.417	137,386 Km/h
	Race [RC1]	2022	G.Manso	1'45.001	137,930 Km/h
	All Times [RC1]	2022	G.Manso	1'45.001	137,930 Km/h
Race Fastest Lap		Lap 8	E.Ercolani	1'45.326	137,505 Km/h

LAP LEADERS				
No. Rider	From	To	Laps	Total
26 K. FONTAINHA	1	1	1	
88 E. BURR	2	2	1	1
26 K. FONTAINHA	3	3	1	
80 G. MANSO	4	4	1	1
26 K. FONTAINHA	5	10	6	8
96 M. VICH	11	11	1	1

TOTAL LEADER LAPS	
No. Rider	Laps
27 A. MAHENDRA	21
26 K. FONTAINHA	17
9 E. ERCOLANI	11
80 G. MANSO	8
32 K. KEANKUM	5
88 E. BURR	3
96 M. VICH	3
92 E. PLAINDOUX	1

01/07/2023 Start 11:45 End 12:12 The results are provisional until the end of the time limit for protests and appeals and the completion of the technical checks.

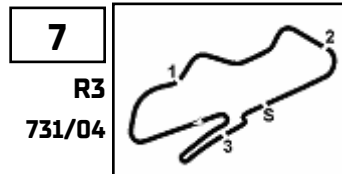
These data/results cannot be reproduced, stored and/or transmitted in whole or in part by any manner of electronic, mechanical, photocopying, recording, broadcasting or otherwise now known or herein after developed without the previous express consent by the copyright owner, except for reproduction in daily press and regular printed publications on sale to the public within 60 days of the event related to those data/results and always provided that copyright symbol appears together as follows below.

© DORNA WSBK ORGANIZATION Srl 2023



FICR PERUGIA TIMING





Prosecco DOC UK Round, 30 June - 2 July 2023

Results Race 1

Donington Park 4.023 m

2 / 2

Race Highlights

Time	No. Rider	Description
11.40.00		Sighting Lap Started
11.43.12		Warm-up Lap Started
11.45.52		Start
11.47.34		No Jump Starts
11.47.57	19 D. JOULIN	Crashed - Turn 1
11.47.59	27 A. MAHENDRA	Crashed - Turn 1
11.48.12		Incident in turn 1 under investigation
11.48.27	27 A. MAHENDRA	Not Actively Competing
11.49.24	19 D. JOULIN	Not Actively Competing
11.49.45		Incident in turn 1 will be investigated after the race
11.49.51	27 A. MAHENDRA	Medical Centre
11.58.22		2/3 of Race Distance Completed
12.05.34	9 E. ERCOLANI	Crashed - Turn 11
12.05.34	32 K. KEANKUM	Crashed - Turn 11
12.05.47		Incident in turn 11 under investigation
12.06.11	9 E. ERCOLANI	Re-joined
12.06.12	32 K. KEANKUM	Re-joined
12.06.52		Podium Confirmed
12.12.29		End Of Session

01/07/2023 Start End The results are provisional until the end of the time limit for protests and appeals and the completion of the technical checks.

These data/results cannot be reproduced, stored and/or transmitted in whole or in part by any manner of electronic, mechanical, photocopying, recording, broadcasting or otherwise now known or herein after developed without the previous express consent by the copyright owner, except for reproduction in daily press and regular printed publications on sale to the public within 60 days of the event related to those data/results and always provided that copyright symbol appears together as follows below.

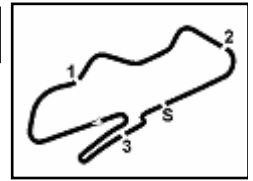
© DORNA WSBK ORGANIZATION Srl 2023

FICR PERUGIA TIMING





8

R3
731/04

Donington Park 4.023 m

Prosecco DOC UK Round, 30 June - 2 July 2023

Championship Standings

Rank	Name	Points	Points From First	Points From Previous	April 22		May 6		June 3		July 1		July 15		September 9	
					ASSEN	ASSEN	BARCELONA	BARCELONA	MISANO	MISANO	DONINGTON	DONINGTON	IMOLA	IMOLA	MAGNY-COURS	MAGNY-COURS
1	ERCOLANI Emiliano (ITA)	128			25	13	25	20	25	16	4					
					1	1	1	1	1	1	1					
2	VICH Marc (ESP)	107	21		20	10	10	13	9	20	25					
					2	4	3	4	4	3	2					
3	MANSO Gustavo (BRA)	105	23	2	25	13	25	13	13	16						
					5	5	2	2	2	3						
4	FONTAINHA Kevin (BRA)	100	28	5	16	16	11	16	11	10	20					
					3	2	2	3	3	4	4					
5	MAHENDRA Aldi Satya (INA)	77	51	23	4	9	20	3	16	25						
					12	9	6	7	6	5	5					
6	KEANKUM Krittapat (THA)	73	55	4	13	11	8	10	20	11						
					4	6	7	6	4	6	6					
7	BURR Eduardo (BRA)	60	68	13	11	20	9	7			13					
					5	3	3	5	7	7	7					
8	YAMANE Shoma (JPN)	52	76	8	5	8	6	5	10	9	9					
					11	9	9	10	10	8	8					
9	ARNAUD Valentin (FRA)	49	79	3	10	7	7	9	5	4	7					
					6	7	8	8	8	10	9					
10	JOULIN Dorian (FRA)	43	85	6			16	11	8	8						
							11	9	9	8	10					
11	BUAPA Thurakij (THA)	33	95	10	6	2	6	3	5	11						
					10	12	15	13	13	12	11					
12	PLAINDOUX Evann (FRA)	31	97	2	9		8	6	2	6						
					7	11	13	12	11	11	12					
13	STRINGHETTI Christian (ITA)	30	98	1	8	6	5	3	8							
					8	8	9	11	12	12	13					
14	NOWAK Dawid (POL)	27	101	3	5	1	4	7	10							
					15	16	18	16	15	14						
15	GONZALEZ Jeronimo (COL)	20	108	7	3	4	7	6								
					16	18	17	14	14	15						
16	MARTIN Jayden (AUS)	15	113	5	3	4	4	1	1	2						
					13	13	12	14	15	16	16					
17	KONUUK Mert (TUR)	13	115	2	2	1	3	2	5							
					14	16	16	16	18	18	17					
18	FRIEH Louca (FRA)	10	118	3	7	2	1									
					9	13	13	15	16	17	18					
19	BELAK Jakub (POL)	5	123	5			2	3								
							19	19	19	19						
20	ANASTASI Pietro (SUI)	2	126	3	1			1								
					15	18	19	19	20	20	20					

01/07/2023

First Line: Championship Standings - Second Line: Ranking Progression

These data/results cannot be reproduced, stored and/or transmitted in whole or in part by any manner of electronic, mechanical, photocopying, recording, broadcasting or otherwise now known or herein after developed without the previous express consent by the copyright owner, except for reproduction in daily press and regular printed publications on sale to the public within 60 days of the event related to those data/results and always provided that copyright symbol appears together as follows below.

© DORNA WSBK ORGANIZATION Srl 2023

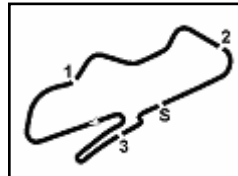
FICR PERUGIA TIMING





9.1

R3
731/04



Donington Park 4.023 m

1 / 3

Prosecco DOC UK Round, 30 June - 2 July 2023

Lap Chart Race 1

		Lap										
	1	2	3	4	5	6	7	8	9	10	11	
1	26	88	26	80	26	26	26	26	26	26	26	96
2	9	32	96	9	80	88	96	9	80	32	26	
3	19	80	88	26	96	96	80	80	9	80	80	
4	27	26	80	96	88	32	88	32	88	88	88	
5	80	9	9	88	32	80	32	96	32	9	57	
6	96	96	32	32	9	57	9	88	96	96	46	
7	32	57	46	46	46	46	57	57	46	57	62	
8	88	62	57	57	57	9	46	46	57	62	15	
9	57	46	62	62	62	62	62	62	62	46	56	
10	62	15	15	15	15	15	15	15	15	15	92	
11	46	92	92	56	92	56	56	56	92	56	35	
12	92	56	56	92	56	92	92	92	56	92	9	
13	15	35	35	35	35	35	35	35	35	35	37	
14	56	37	37	37	37	37	37	37	37	37	85	
15	35	85	85	85	85	85	85	85	85	85	28	
16	37	28	66	66	28	66	66	28	28	28	66	
17	85	66	28	28	66	28	28	66	66	66	32	
18	28											
19	66											

Final Result		
1	96 M. VICH	Laps 11
2	26 K. FONTAINHA	0.170
3	80 G. MANSO	0.504
4	88 E. BURR	0.819
5	57 T. BUAPAK	1.585
6	46 D. NOWAK	1.847
7	62 S. YAMANE	1.868
8	15 C. STRINGHETTI	2.423
9	56 V. ARNAUD	13.586
10	92 E. PLAINDOUX	14.253
11	35 M. KONUK	23.971
12	9 E. ERCOLANI	31.396
13	37 J. BELAK	33.146
14	85 J. MARTIN	46.470
15	28 P. ANASTASI	50.163
16	66 K. HAND	50.196
17	32 K. KEANKUM	59.148
RET	19 D. JOULIN	10 Laps
RET	27 A. MAHENDRA	10 Laps

01/07/2023

These data/results cannot be reproduced, stored and/or transmitted in whole or in part by any manner of electronic, mechanical, photocopying, recording, broadcasting or otherwise now known or herein after developed without the previous express consent by the copyright owner, except for reproduction in daily press and regular printed publications on sale to the public within 60 days of the event related to those data/results and always provided that copyright symbol appears together as follows below.

© DORNA WSBK ORGANIZATION Srl 2023

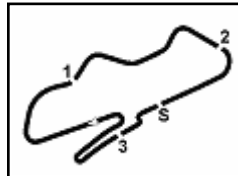
FICR PERUGIA TIMING





9.1

R3
731/04



Donington Park 4.023 m

Prosecco DOC UK Round, 30 June - 2 July 2023

Lap Chart Race 1

2 / 3

Lap 1

1	26	K.Fontainha	1'50.715
2	9	E.Ercolani	0.579
3	19	D.Joulin	0.606
4	27	A.Mahendra	0.641
5	80	G.Manso	0.649
6	96	M.Vich	0.758
7	32	K.Keankum	0.939
8	88	E.Burr	1.196
9	57	T.Buapa	1.372
10	62	S.Yamane	1.523
11	46	D.Nowak	1.617
12	92	E.Plaindoux	1.967
13	15	C.Stringhetti	2.130
14	56	V.Arnaud	2.403
15	35	M.Konuk	2.983
16	37	J.Belak	3.640
17	85	J.Martin	4.145
18	28	P.Anastasi	5.544
19	66	K.Hand	5.962

15	85	J.Martin	14.655
16	66	K.Hand	19.637
17	28	P.Anastasi	19.714

Lap 5

1	26	K.Fontainha	9'00.066
2	80	G.Manso	0.157
3	96	M.Vich	0.336
4	88	E.Burr	0.584
5	32	K.Keankum	0.798
6	9	E.Ercolani	0.870
7	46	D.Nowak	1.098
8	57	T.Buapa	1.361
9	62	S.Yamane	1.529
10	15	C.Stringhetti	1.993
11	92	E.Plaindoux	4.311
12	56	V.Arnaud	4.415
13	35	M.Konuk	7.930
14	37	J.Belak	12.297
15	85	J.Martin	18.687
16	28	P.Anastasi	23.946
17	66	K.Hand	24.229

13	35	M.Konuk	16.163
14	37	J.Belak	22.675
15	85	J.Martin	33.135
16	28	P.Anastasi	37.575
17	66	K.Hand	38.245

Lap 9

1	26	K.Fontainha	16'05.234
2	80	G.Manso	0.290
3	9	E.Ercolani	0.522
4	88	E.Burr	0.656
5	32	K.Keankum	0.728
6	96	M.Vich	0.968
7	46	D.Nowak	1.361
8	57	T.Buapa	1.571
9	62	S.Yamane	1.710
10	15	C.Stringhetti	1.988
11	92	E.Plaindoux	11.580
12	56	V.Arnaud	11.715
13	35	M.Konuk	19.078
14	37	J.Belak	26.842
15	85	J.Martin	38.207
16	28	P.Anastasi	42.460
17	66	K.Hand	43.167

Lap 2

1	88	E.Burr	3'38.477
2	32	K.Keankum	0.412
3	80	G.Manso	0.556
4	26	K.Fontainha	0.778
5	9	E.Ercolani	0.925
6	96	M.Vich	1.184
7	57	T.Buapa	1.432
8	62	S.Yamane	1.747
9	46	D.Nowak	1.802
10	15	C.Stringhetti	2.025
11	92	E.Plaindoux	2.645
12	56	V.Arnaud	2.869
13	35	M.Konuk	3.761
14	37	J.Belak	5.043
15	85	J.Martin	7.036
16	28	P.Anastasi	10.380
17	66	K.Hand	10.594

Lap 6

1	26	K.Fontainha	10'46.661
2	88	E.Burr	0.263
3	96	M.Vich	0.363
4	32	K.Keankum	0.467
5	80	G.Manso	0.713
6	57	T.Buapa	1.240
7	46	D.Nowak	1.476
8	9	E.Ercolani	1.840
9	62	S.Yamane	1.960
10	15	C.Stringhetti	2.369
11	56	V.Arnaud	5.427
12	92	E.Plaindoux	5.716
13	35	M.Konuk	9.997
14	37	J.Belak	15.546
15	85	J.Martin	23.759
16	66	K.Hand	28.868
17	28	P.Anastasi	28.982

Lap 10

1	26	K.Fontainha	17'52.115
2	32	K.Keankum	0.207
3	80	G.Manso	0.663
4	88	E.Burr	0.762
5	9	E.Ercolani	0.845
6	96	M.Vich	0.861
7	57	T.Buapa	1.090
8	62	S.Yamane	1.256
9	46	D.Nowak	1.436
10	15	C.Stringhetti	1.735
11	56	V.Arnaud	12.756
12	92	E.Plaindoux	13.624
13	35	M.Konuk	21.496
14	37	J.Belak	29.927
15	85	J.Martin	42.646
16	28	P.Anastasi	46.762
17	66	K.Hand	47.118

Lap 3

1	26	K.Fontainha	5'26.040
2	96	M.Vich	0.149
3	88	E.Burr	0.320
4	80	G.Manso	0.387
5	9	E.Ercolani	1.011
6	32	K.Keankum	1.048
7	46	D.Nowak	1.575
8	57	T.Buapa	1.724
9	62	S.Yamane	1.964
10	15	C.Stringhetti	2.313
11	92	E.Plaindoux	2.740
12	56	V.Arnaud	2.911
13	35	M.Konuk	4.449
14	37	J.Belak	6.477
15	85	J.Martin	10.634
16	66	K.Hand	15.064
17	28	P.Anastasi	15.211

Lap 7

1	26	K.Fontainha	12'33.130
2	96	M.Vich	0.064
3	80	G.Manso	0.484
4	88	E.Burr	0.680
5	32	K.Keankum	0.732
6	9	E.Ercolani	1.126
7	57	T.Buapa	1.271
8	46	D.Nowak	1.340
9	62	S.Yamane	1.592
10	15	C.Stringhetti	1.932
11	56	V.Arnaud	6.899
12	92	E.Plaindoux	7.550
13	35	M.Konuk	13.134
14	37	J.Belak	19.328
15	85	J.Martin	28.285
16	66	K.Hand	33.203
17	28	P.Anastasi	33.292

Lap 11

1	96	M.Vich	19'39.404
2	26	K.Fontainha	0.170
3	80	G.Manso	0.504
4	88	E.Burr	0.819
5	57	T.Buapa	1.585
6	46	D.Nowak	1.847
7	62	S.Yamane	1.868
8	15	C.Stringhetti	2.423
9	56	V.Arnaud	13.586
10	92	E.Plaindoux	14.253
11	35	M.Konuk	23.971
12	9	E.Ercolani	31.396
13	37	J.Belak	33.146
14	85	J.Martin	46.470
15	28	P.Anastasi	50.163
16	66	K.Hand	50.196
17	32	K.Keankum	59.148

Lap 4

1	80	G.Manso	7'13.054
2	9	E.Ercolani	0.442
3	26	K.Fontainha	0.558
4	96	M.Vich	0.668
5	88	E.Burr	0.963
6	32	K.Keankum	1.138
7	46	D.Nowak	1.405
8	57	T.Buapa	1.652
9	62	S.Yamane	1.824
10	15	C.Stringhetti	2.263
11	56	V.Arnaud	3.513
12	92	E.Plaindoux	4.048
13	35	M.Konuk	6.064
14	37	J.Belak	9.273

Lap 8

1	26	K.Fontainha	14'19.391
2	9	E.Ercolani	0.191
3	80	G.Manso	0.528
4	32	K.Keankum	0.680
5	96	M.Vich	0.782
6	88	E.Burr	1.051
7	57	T.Buapa	1.258
8	46	D.Nowak	1.419
9	62	S.Yamane	1.615
10	15	C.Stringhetti	2.227
11	56	V.Arnaud	8.874
12	92	E.Plaindoux	9.786

01/07/2023

These data/results cannot be reproduced, stored and/or transmitted in whole or in part by any manner of electronic, mechanical, photocopying, recording, broadcasting or otherwise now known or herein after developed without the previous express consent by the copyright owner, except for reproduction in daily press and regular printed publications on sale to the public within 60 days of the event related to those data/results and always provided that copyright symbol appears together as follows below.

© DORNA WSBK ORGANIZATION Srl 2023

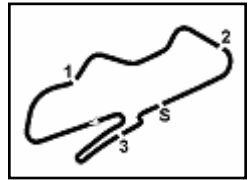
FICR PERUGIA TIMING





9.1

R3
731/04



Donington Park 4.023 m

3 / 3

Prosecco DOC UK Round, 30 June - 2 July 2023

Lap Chart Race 1

Race Pace Comparison

	96 Vic	26 Fon	80 Man	88 Bur	57 Bua	46 Nov	62 Yam	15 Str	56 Arn	92 Pla	35 Kon	9 Erc	37 Bel	85 Mar
1	1'51.473	1'50.715	1'51.364	1'51.911	1'52.087	1'52.332	1'52.238	1'52.845	1'53.118	1'52.682	1'53.698	1'51.294	1'54.355	1'54.860
2	1'48.188	1'48.540	1'47.669	1'46.566	1'47.822	1'47.947	1'47.986	1'47.657	1'48.228	1'48.440	1'48.540	1'48.108	1'49.165	1'50.653
3	1'46.528	1'46.785	1'47.394	1'47.883	1'47.855	1'47.336	1'47.780	1'47.851	1'47.605	1'47.658	1'48.251	1'47.649	1'48.997	1'51.161
4	1'47.533	1'47.572	1'46.627	1'47.657	1'46.942	1'46.844	1'46.874	1'46.964	1'47.616	1'48.322	1'48.629	1'46.445	1'49.810	1'51.035
5	1'46.680	1'46.454	1'47.169	1'46.633	1'46.721	1'46.705	1'46.717	1'46.742	1'47.914	1'47.275	1'48.878	1'47.440	1'50.036	1'51.044
6	1'46.622	1'46.595	1'47.151	1'46.274	1'46.474	1'46.973	1'47.026	1'46.971	1'47.607	1'48.000	1'48.662	1'47.565	1'49.844	1'51.667
7	1'46.170	1'46.469	1'46.240	1'46.886	1'46.500	1'46.333	1'46.101	1'46.032	1'47.941	1'48.303	1'49.606	1'45.755	1'50.251	1'50.995
8	1'46.979	1'46.261	1'46.305	1'46.632	1'46.248	1'46.340	1'46.284	1'46.556	1'48.236	1'48.497	1'49.290	1'45.326	1'49.608	1'51.111
9	1'46.029	1'45.843	1'45.605	1'45.448	1'46.156	1'45.785	1'45.938	1'45.604	1'48.684	1'47.637	1'48.758	1'46.174	1'50.010	1'50.915
10	1'46.774	1'46.881	1'47.254	1'46.987	1'46.400	1'46.956	1'46.427	1'46.628	1'47.922	1'48.925	1'49.299	1'47.204	1'49.966	1'51.320
11	1'46.428	1'47.459	1'47.130	1'47.346	1'47.784	1'47.700	1'47.901	1'47.977	1'48.119	1'47.918	1'49.764	2'17.840	1'50.508	1'51.113

	28 Ana	66 Han	32 Kea	19 Jou	27 Mah
1	1'56.259	1'56.677	1'51.654	1'51.321	1'51.356
2	1'52.598	1'52.394	1'47.235		
3	1'52.394	1'52.033	1'48.199		
4	1'51.517	1'51.587	1'47.104		
5	1'51.244	1'51.604	1'46.672		
6	1'51.631	1'51.234	1'46.264		
7	1'50.779	1'50.804	1'46.734		
8	1'50.544	1'51.303	1'46.209		
9	1'50.728	1'50.765	1'45.891		
10	1'51.183	1'50.832	1'46.360		
11	1'50.690	1'50.367	2'46.230		

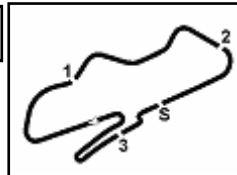
01/07/2023

These data/results cannot be reproduced, stored and/or transmitted in whole or in part by any manner of electronic, mechanical, photocopying, recording, broadcasting or otherwise now known or herein after developed without the previous express consent by the copyright owner, except for reproduction in daily press and regular printed publications on sale to the public within 60 days of the event related to those data/results and always provided that copyright symbol appears together as follows below.

© DORNA WSBK ORGANIZATION Srl 2023

FICR PERUGIA TIMING



**9.2****R3****731/04**

Donington Park 4.023 m

**Prosecco DOC UK Round, 30 June - 2 July 2023
Best Sector & Speed Race 1****RESULTS**

1	96 M. VICH	Yamaha R3	Laps 11
2	26 K. FONTAINHA	Yamaha R3	0.170
3	80 G. MANSO	Yamaha R3	0.504
4	88 E. BURR	Yamaha R3	0.819
5	57 T. BUAPA	Yamaha R3	1.585
6	46 D. NOWAK	Yamaha R3	1.847
7	62 S. YAMANE	Yamaha R3	1.868
8	15 C. STRINGHETTI	Yamaha R3	2.423
9	56 V. ARNAUD	Yamaha R3	13.586
10	92 E. PLAINDOUX	Yamaha R3	14.253
11	35 M. KONUK	Yamaha R3	23.971
12	9 E. ERCOLANI	Yamaha R3	31.396
13	37 J. BELAK	Yamaha R3	33.146
14	85 J. MARTIN	Yamaha R3	46.470
15	28 P. ANASTASI	Yamaha R3	50.163
16	66 K. HAND	Yamaha R3	50.196
17	32 K. KEANKUM	Yamaha R3	59.148
RET	19 D. JOULIN	Yamaha R3	10 Laps
RET	27 A. MAHENDRA	Yamaha R3	10 Laps

SPEED

1	57 T. BUAPA	Yamaha R3	177,6
2	46 D. NOWAK	Yamaha R3	177,3
3	88 E. BURR	Yamaha R3	176,8
4	9 E. ERCOLANI	Yamaha R3	176,5
5	80 G. MANSO	Yamaha R3	176,2
6	32 K. KEANKUM	Yamaha R3	175,3
7	27 A. MAHENDRA	Yamaha R3	175,0
8	15 C. STRINGHETTI	Yamaha R3	174,5
9	62 S. YAMANE	Yamaha R3	174,5
10	26 K. FONTAINHA	Yamaha R3	173,9
11	96 M. VICH	Yamaha R3	173,6
12	19 D. JOULIN	Yamaha R3	172,0
13	56 V. ARNAUD	Yamaha R3	171,2
14	92 E. PLAINDOUX	Yamaha R3	171,2
15	37 J. BELAK	Yamaha R3	169,5
16	66 K. HAND	Yamaha R3	169,3
17	28 P. ANASTASI	Yamaha R3	168,0
18	35 M. KONUK	Yamaha R3	167,7
19	85 J. MARTIN	Yamaha R3	162,4

SEG. 1

1	62 S. YAMANE	23.100
2	46 D. NOWAK	23.152
3	15 C. STRINGHETTI	23.214
4	9 E. ERCOLANI	23.274
5	96 M. VICH	23.313
6	80 G. MANSO	23.318
7	57 T. BUAPA	23.336
8	88 E. BURR	23.354
9	32 K. KEANKUM	23.402
10	26 K. FONTAINHA	23.459
11	56 V. ARNAUD	23.546
12	92 E. PLAINDOUX	23.654
13	35 M. KONUK	23.874
14	37 J. BELAK	23.934
15	66 K. HAND	23.998
16	28 P. ANASTASI	24.048
17	85 J. MARTIN	24.439
18	19 D. JOULIN	27.326
19	27 A. MAHENDRA	27.519

SEG. 2

1	9 E. ERCOLANI	27.473
2	32 K. KEANKUM	27.722
3	15 C. STRINGHETTI	27.759
4	62 S. YAMANE	27.796
5	80 G. MANSO	27.857
6	57 T. BUAPA	27.886
7	88 E. BURR	27.941
8	46 D. NOWAK	27.943
9	96 M. VICH	27.997
10	26 K. FONTAINHA	28.042
11	19 D. JOULIN	28.074
12	92 E. PLAINDOUX	28.113
13	56 V. ARNAUD	28.274
14	35 M. KONUK	28.534
15	37 J. BELAK	28.634
16	27 A. MAHENDRA	28.735
17	85 J. MARTIN	29.160
18	66 K. HAND	29.188
19	28 P. ANASTASI	29.381

SEG. 3

1	26 K. FONTAINHA	26.628
2	88 E. BURR	26.771
3	96 M. VICH	26.820
4	57 T. BUAPA	26.885
5	80 G. MANSO	26.891
6	27 A. MAHENDRA	26.966
7	32 K. KEANKUM	27.017
8	15 C. STRINGHETTI	27.024
9	62 S. YAMANE	27.046
10	9 E. ERCOLANI	27.061
11	46 D. NOWAK	27.095
12	92 E. PLAINDOUX	27.208
13	19 D. JOULIN	27.498
14	56 V. ARNAUD	27.573
15	35 M. KONUK	27.808
16	37 J. BELAK	28.083
17	28 P. ANASTASI	28.206
18	66 K. HAND	28.452
19	85 J. MARTIN	28.501

SEG. 4

1	32 K. KEANKUM	27.071
2	26 K. FONTAINHA	27.114
3	96 M. VICH	27.141
4	80 G. MANSO	27.163
5	9 E. ERCOLANI	27.169
6	88 E. BURR	27.191
7	62 S. YAMANE	27.390
8	46 D. NOWAK	27.419
9	57 T. BUAPA	27.457
10	56 V. ARNAUD	27.486
11	15 C. STRINGHETTI	27.529
12	92 E. PLAINDOUX	27.724
13	35 M. KONUK	27.756
14	37 J. BELAK	27.858
15	85 J. MARTIN	27.885
16	27 A. MAHENDRA	28.136
17	28 P. ANASTASI	28.367
18	19 D. JOULIN	28.423
19	66 K. HAND	28.485

01/07/2023

These data/results cannot be reproduced, stored and/or transmitted in whole or in part by any manner of electronic, mechanical, photocopying, recording, broadcasting or otherwise now known or herein after developed without the previous express consent by the copyright owner, except for reproduction in daily press and regular printed publications on sale to the public within 60 days of the event related to those data/results and always provided that copyright symbol appears together as follows below.

© DORNA WSBK ORGANIZATION Srl 2023

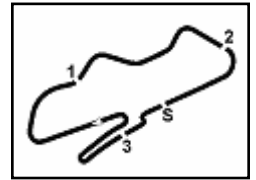
FICR PERUGIA TIMING





9.3

R3
731/04



Prosecco DOC UK Round, 30 June - 2 July 2023

Chronological Analysis Race 1

Donington Park 4.023 m

Start at 11:45:46.797

1 / 2

1° 96 M. VICH (1'46.029)							
Lap	Seg.1	Seg.2	Seg.3	Seg.4	Lap Time	km/h	Local Time
1		28.218	27.849	28.312	1'51.473	168,0	11:47'38.270
2	24.144	28.177	27.963	27.904	1'48.188	171,7	11:49'26.458
3	23.528	28.425	27.341	27.234	1'46.528	170,6	11:51'12.986
4	23.738	28.322	27.820	27.653	1'47.533	162,4	11:53'00.519
5	23.442	28.311	27.202	27.725	1'46.680	168,0	11:54'47.199
6	23.452	28.035	27.791	27.344	1'46.622	165,4	11:56'33.821
7	23.543	28.062	27.424	27.141	1'46.170	166,7	11:58'19.991
8	23.732	28.094	27.588	27.565	1'46.979	163,6	12:00'06.970
9	23.532	28.087	27.146	27.264	1'46.029	173,6	12:01'52.999
10	23.313	29.003	26.820	27.638	1'46.774	172,2	12:03'39.773
11	23.875	27.997	27.354	27.202	1'46.428	171,4	12:05'26.201
Race Time 19'39.404							

2° 26 K. FONTAINHA (1'45.843)							
Lap	Seg.1	Seg.2	Seg.3	Seg.4	Lap Time	km/h	Local Time
1		28.096	28.429	27.649	1'50.715	161,2	11:47'37.512
2	24.254	28.154	28.303	27.829	1'48.540	160,5	11:49'26.052
3	23.684	28.212	27.650	27.239	1'46.785	163,4	11:51'12.837
4	23.930	28.408	27.886	27.348	1'47.572	162,9	11:53'00.409
5	23.459	28.297	27.384	27.314	1'46.454	164,6	11:54'46.863
6	23.885	28.092	27.388	27.230	1'46.595	171,4	11:56'33.458
7	23.766	28.375	26.968	27.360	1'46.469	169,5	11:58'19.927
8	23.939	28.302	26.747	27.273	1'46.261	172,0	12:00'06.188
9	24.007	28.042	26.628	27.166	1'45.843	173,9	12:01'52.031
10	23.954	28.757	27.039	27.131	1'46.881	170,9	12:03'38.912
11	24.592	28.268	27.485	27.114	1'47.459	171,7	12:05'26.371
Race Time 19'39.574							

3° 80 G. MANSO (1'45.605)							
Lap	Seg.1	Seg.2	Seg.3	Seg.4	Lap Time	km/h	Local Time
1		28.021	27.899	28.471	1'51.364	164,1	11:47'38.161
2	23.834	27.901	28.077	27.857	1'47.669	161,7	11:49'25.830
3	23.801	28.183	28.090	27.320	1'47.394	161,4	11:51'13.224
4	23.684	28.512	27.140	27.291	1'46.627	169,5	11:52'59.851
5	23.964	28.101	27.740	27.364	1'47.169	164,6	11:54'47.020
6	23.542	27.975	28.324	27.310	1'47.151	161,0	11:56'34.171
7	23.318	28.209	27.550	27.163	1'46.240	167,7	11:58'20.411
8	23.414	27.857	27.678	27.356	1'46.305	160,2	12:00'06.716
9	23.382	27.942	26.948	27.333	1'45.605	166,9	12:01'52.321
10	23.523	28.995	26.891	27.445	1'47.254	176,2	12:03'39.575
11	23.816	28.055	27.799	27.460	1'47.130	164,9	12:05'26.705
Race Time 19'39.908							

4° 88 E. BURR (1'45.448)							
Lap	Seg.1	Seg.2	Seg.3	Seg.4	Lap Time	km/h	Local Time
1		28.475	27.786	28.135	1'51.911	170,3	11:47'38.708
2	23.759	27.941	27.389	27.477	1'46.566	171,4	11:49'25.274
3	24.407	28.418	27.438	27.620	1'47.883	168,8	11:51'13.157
4	23.683	28.470	28.038	27.466	1'47.657	168,0	11:53'00.814
5	23.474	28.212	27.400	27.547	1'46.633	174,8	11:54'47.447
6	23.531	28.024	27.515	27.204	1'46.274	169,3	11:56'33.721
7	23.552	28.030	27.970	27.334	1'46.886	167,2	11:58'20.607
8	23.354	28.311	27.394	27.573	1'46.632	176,2	12:00'07.239
9	23.384	28.102	26.771	27.191	1'45.448	176,8	12:01'52.687
10	23.461	28.341	27.397	27.788	1'46.987	165,1	12:03'39.674
11	23.975	28.250	27.625	27.496	1'47.346	166,2	12:05'27.020
Race Time 19'40.223							

5° 57 T. BUAPA (1'46.156)							
Lap	Seg.1	Seg.2	Seg.3	Seg.4	Lap Time	km/h	Local Time
1		28.552	27.818	28.425	1'52.087	167,4	11:47'38.884
2	23.979	27.975	27.835	28.033	1'47.822	174,2	11:49'26.706
3	23.548	28.459	27.680	28.168	1'47.855	172,2	11:51'14.561
4	23.610	28.038	27.346	27.948	1'46.942	176,5	11:53'01.503

5	23.495	28.086	27.361	27.779	1'46.721	176,8	11:54'48.224
6	23.427	27.886	27.704	27.457	1'46.474	173,6	11:56'34.698
7	23.547	27.990	27.338	27.625	1'46.500	174,8	11:58'21.198
8	23.336	27.906	27.503	27.503	1'46.248	172,5	12:00'07.446
9	23.417	28.136	27.033	27.570	1'46.156	177,6	12:01'53.602
10	23.397	28.406	26.885	27.712	1'46.400	172,0	12:03'40.002
11	23.794	28.192	27.532	28.266	1'47.784	170,9	12:05'27.786
Race Time 19'40.989							

6° 46 D. NOWAK (1'45.785)							
Lap	Seg.1	Seg.2	Seg.3	Seg.4	Lap Time	km/h	Local Time
1		28.924	27.550	28.195	1'52.332	174,5	11:47'39.129
2	23.970	28.141	27.504	28.332	1'47.947	174,2	11:49'27.076
3	23.538	28.478	27.618	27.702	1'47.336	169,3	11:51'14.412
4	23.633	28.041	27.325	27.845	1'46.844	174,8	11:53'01.256
5	23.289	28.213	27.570	27.633	1'46.705	177,3	11:54'47.961
6	23.440	28.035	27.986	27.512	1'46.973	168,8	11:56'34.934
7	23.412	28.091	27.273	27.557	1'46.333	172,0	11:58'21.267
8	23.390	27.943	27.511	27.496	1'46.340	175,6	12:00'07.607
9	23.152	28.119	27.095	27.419	1'45.785	176,8	12:01'53.392
10	23.307	28.809	27.298	27.542	1'46.956	175,3	12:03'40.348
11	23.553	28.273	27.457	28.417	1'47.700	170,1	12:05'28.048
Race Time 19'41.251							

7° 62 S. YAMANE (1'45.938)							
Lap	Seg.1	Seg.2	Seg.3	Seg.4	Lap Time	km/h	Local Time
1		28.525	28.387	28.110	1'52.238	166,4	11:47'39.035
2	23.953	28.393	27.506	28.134	1'47.986	173,6	11:49'27.021
3	23.461	28.393	27.929	27.997	1'47.780	172,0	11:51'14.801
4	23.551	28.011	27.641	27.671	1'46.874	172,2	11:53'01.675
5	23.471	28.067	27.507	27.672	1'46.717	168,5	11:54'48.392
6	23.443	27.920	27.890	27.773	1'47.026	174,5	11:56'35.418
7	23.407	27.796	27.283	27.615	1'46.101	170,9	11:58'21.519
8	23.260	28.034	27.496	27.494	1'46.284	172,2	12:00'07.803
9	23.231	28.100	27.217	27.390	1'45.938	173,9	12:01'53.741
10	23.100	28.671	27.046	27.610	1'46.427	174,5	12:03'40.168
11	23.847	28.312	27.466	28.276	1'47.901	167,2	12:05'28.069
Race Time 19'41.272							

8° 15 C. STRINGHETTI (1'45.604)							
Lap	Seg.1	Seg.2	Seg.3	Seg.4	Lap Time	km/h	Local Time
1		28.924	27.790	28.146	1'52.845	172,0	11:47'39.642
2	23.650	28.291	27.423	28.293	1'47.657	172,5	11:49'27.299
3	23.516	28.410	27.682	28.243	1'47.851	169,8	11:51'15.150
4	23.487	27.960	27.476	28.041	1'46.964	173,4	11:53'02.114
5	23.490	27.863	27.424	27.965	1'46.742	170,9	11:54'48.856
6	23.439	27.991	27.415	28.126	1'46.971	171,2	11:56'35.827
7	23.326	27.759	27.263	27.684	1'46.032	172,2	11:58'21.859
8	23.214	28.000	27.323	28.019	1'46.556	174,5	12:00'08.415
9	23.276	27.775	27.024	27.529	1'45.604	174,2	12:01'54.019
10	23.232	28.485	27.254	27.657	1'46.628	174,5	12:03'40.647
11	23.591	28.321	27.588	28.477	1'47.977	169,5	12:05'28.624
Race Time 19'41.827							

9° 56 V. ARNAUD (1'47.605)							
Lap	Seg.1	Seg.2	Seg.3	Seg.4	Lap Time	km/h	Local Time
1		29.042	27.947	27.931	1'53.118	168,0	11:47'39.915
2	23.872	28.684	27.946	27.726	1'48.228	171,2	11:49'28.143
3	23.546	28.482	27.802	27.775	1'47.605	167,2	11:51'15.748
4	23.731	28.457	27.773	27.655	1'47.616	165,4	11:53'03.364
5	23.771	28.274	27.810	28.059	1'47.914	164,1	11:54'51.278
6	23.861	28.538	27.573	27.635	1'47.607	165,6	11:56'38.885
7	23.947	28.683	27.763	27.548	1'47.941	165,9	11:58'26.826
8	23.973	28.785	27.992	27.486	1'48.236	161,2	12:00'15.062
9	23.968	28.641	28.100	27.975	1'48.684	162,4	12:02'03.746
10	23.807	28.613	27.999	27.503	1'47.922	161,9	12:03'51.668

01/07/2023

P = Pits In/Out - C = Lap Time Cancelled

These data/results cannot be reproduced, stored and/or transmitted in whole or in part by any manner of electronic, mechanical, photocopying, recording, broadcasting or otherwise now known or herein after developed without the previous express consent by the copyright owner, except for reproduction in daily press and regular printed publications on sale to the public within 60 days of the event related to those data/results and always provided that copyright symbol appears together as follows below.

© DORNA WSBK ORGANIZATION Srl 2023

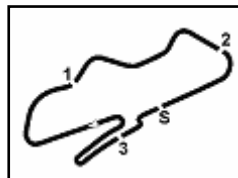
FICR PERUGIA TIMING





9.4

R3
731/04



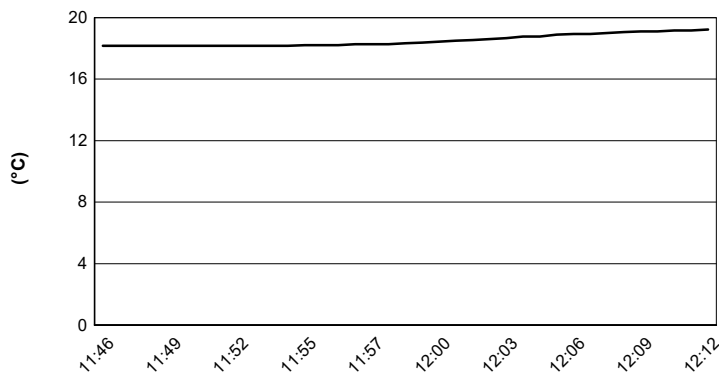
Donington Park 4.023 m

Prosecco DOC UK Round, 30 June - 2 July 2023

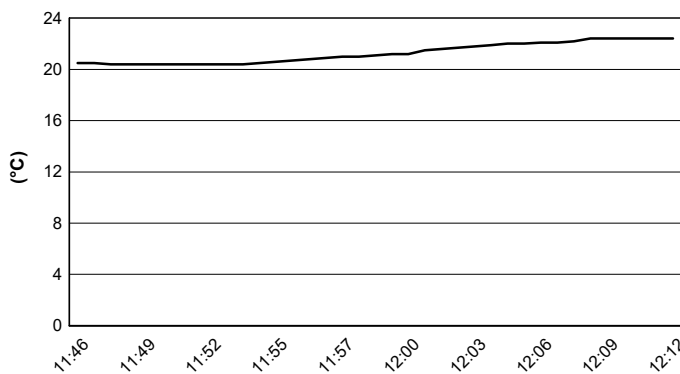
Weather Report Race 1

Session started 11:46 - Session ended 12:12

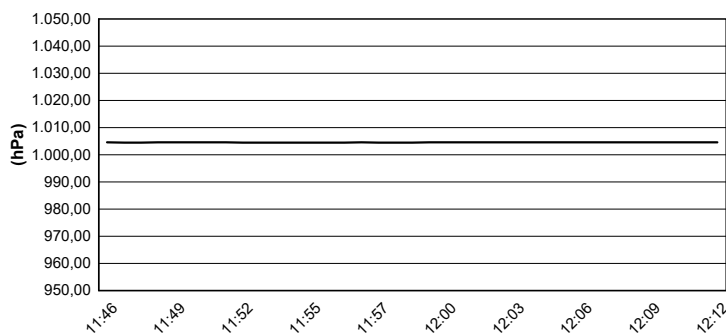
Air Temperature



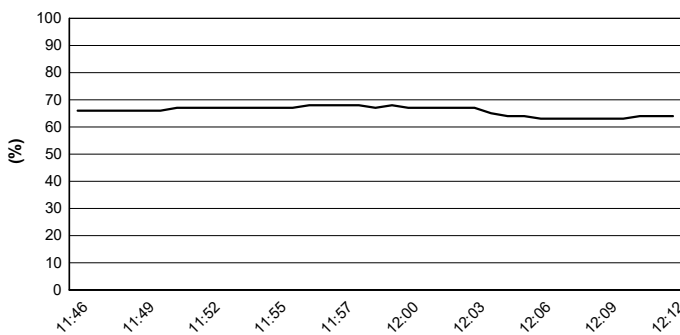
Track Temperature



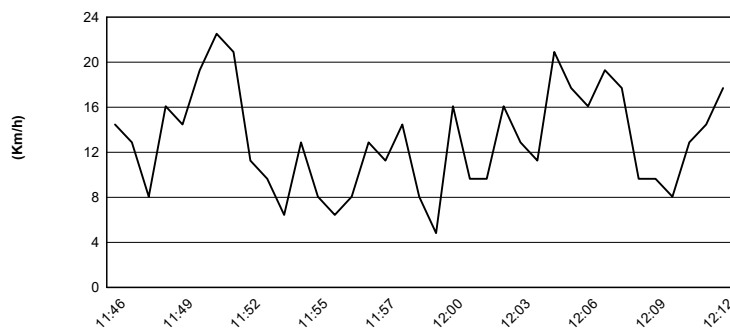
Air Pressure



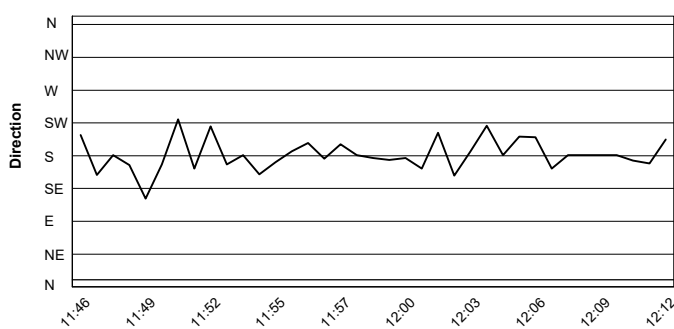
Humidity



Wind Speed



Wind Direction



01/07/2023

These data/results cannot be reproduced, stored and/or transmitted in whole or in part by any manner of electronic, mechanical, photocopying, recording, broadcasting or otherwise now known or herein after developed without the previous express consent by the copyright owner, except for reproduction in daily press and regular printed publications on sale to the public within 60 days of the event related to those data/results and always provided that copyright symbol appears together as follows below.

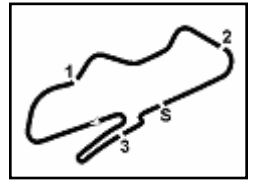
© DORNA WSBK ORGANIZATION Srl 2023

FICR PERUGIA TIMING





9.5
R3
731/04



Donington Park 4.023 m

Prosecco DOC UK Round, 30 June - 2 July 2023
Starting Grid - Race 2 [11 Laps x 4,023 km = 44,253 km]

1	1	26 FONTAINHA K. Yamaha 1'45.417	2	80 MANSO G. Yamaha 1'45.470	3	9 ERCOLANI E. Yamaha 1'45.611
2	4	* 27 MAHENDRA A. Yamaha 1'46.148	5	32 KEANKUM K. Yamaha 1'46.322	6	57 BUAPA T. Yamaha 1'46.401
3	7	62 YAMANE S. Yamaha 1'46.419	8	96 VICH M. Yamaha 1'46.619	9	46 NOWAK D. Yamaha 1'46.640
4	10	19 JOULIN D. Yamaha 1'47.054	11	92 PLAINDOUX E. Yamaha 1'47.075	12	15 STRINGHETTI C. Yamaha 1'47.141
5	13	88 BURR E. Yamaha 1'47.202	14	56 ARNAUD V. Yamaha 1'47.952	15	35 KONUK M. Yamaha 1'48.044
6	16	37 BELAK J. Yamaha 1'48.447	17	85 MARTIN J. Yamaha 1'49.394	18	28 ANASTASI P. Yamaha 1'49.708
7	19	66 HAND K. Yamaha 1'51.911				

N.27 (Mahendra A.) has been penalized with 2xLLP for irresponsible riding

01/07/2023 The Race Director

* = Penalized

These data/results cannot be reproduced, stored and/or transmitted in whole or in part by any manner of electronic, mechanical, photocopying, recording, broadcasting or otherwise now known or herein after developed without the previous express consent by the copyright owner, except for reproduction in daily press and regular printed publications on sale to the public within 60 days of the event related to those data/results and always provided that copyright symbol appears together as follows below. © DORNA WSBK ORGANIZATION Srl 2023

FICR PERUGIA TIMING

