

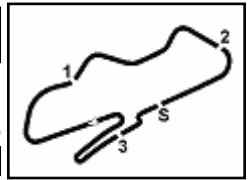


10

R3

731/04

REVISED



Donington Park 4.023 m

Prosecco DOC UK Round, 30 June - 2 July 2023

Results Race 2

Laps 11 = 44,253 Km - Time of Race 19'42.701 - Avg. 134,701 km/h

1 / 2

Pos	Grid	No. Rider	Nat	Team	Bike	LL	Gap	Rel.	Fastest Lap	Speed	Qualifying	Speed
1	4	27 A. MAHENDRA	INA	Yamaha bLU cRU Racing Indonesia	Yamaha R3	11			1'45.577	174,2	1'46.148	173,1
2	3	9 E. ERCOLANI	ITA	Yamaha bLU cRU Italy	Yamaha R3	11	0.106	0.106	1'46.333	175,0	1'45.611	177,3
3	2	80 G. MANSO	BRA	Yamaha AD78 Team Latin America	Yamaha R3	11	0.340	0.234	1'46.138	170,9	1'45.470	175,0
4	P 1	26 K. FONTAINHA	BRA	Yamaha AD78 Team Latin America	Yamaha R3	11	0.400	0.060	1'46.699	174,5	1'45.417	177,6
5	13	88 E. BURR	BRA	Yamaha AD78 Team Latin America	Yamaha R3	11	0.900	0.500	1'46.339	176,2	1'47.202	178,5
6	P 5	32 K. KEANKUM	THA	Yamaha bLU cRU Thailand	Yamaha R3	11	1.000	0.100	1'46.538	175,9	1'46.322	175,6
7	11	92 E. PLAINDOUX	FRA	Yamaha bLU cRU Motor France	Yamaha R3	11	1.335	0.335	1'46.565	173,1	1'47.075	176,5
8	7	62 S. YAMANE	JPN	bLU cRU Yamaha Racing Japan	Yamaha R3	11	1.619	0.284	1'46.443	177,0	1'46.419	179,1
9	6	57 T. BUAPA	THA	Yamaha bLU cRU Thailand	Yamaha R3	11	6.604	4.985	1'46.646	176,2	1'46.401	175,3
10	15	35 M. KONUK	TUR	Turkiye Racing Team	Yamaha R3	11	6.871	0.267	1'46.852	171,2	1'48.044	175,3
11	10	19 D. JOULIN	FRA	Yamaha bLU cRU Motor France	Yamaha R3	11	7.721	0.850	1'46.938	168,0	1'47.054	176,2
12	9	46 D. NOWAK	POL	Szkopek Team	Yamaha R3	11	13.531	5.810	1'47.593	170,6	1'46.640	176,2
13	16	37 J. BELAK	POL	Szkopek Team	Yamaha R3	11	24.877	11.346	1'48.436	168,0	1'48.447	174,2
14	17	85 J. MARTIN	AUS	Yamaha bLU cRU Team Australia	Yamaha R3	11	33.911	9.034	1'49.301	163,4	1'49.394	172,0
15	18	28 P. ANASTASI	SUI	DS Racing School	Yamaha R3	11	43.870	9.959	1'50.163	166,7	1'49.708	173,1
16	19	66 K. HAND	GBR	Yamaha bLU cRU U.K.	Yamaha R3	11	44.139	0.269	1'50.383	170,6	1'51.911	175,6
17	14	56 V. ARNAUD	FRA	VAL56 Speed Racing	Yamaha R3	11	59.192	15.053	1'47.159	172,2	1'47.952	172,8
Not Classified												
RET	8	96 M. VICH	ESP	DS Racing School	Yamaha R3	5	6 Laps		1'47.022	174,8	1'46.619	173,6
RET	12	15 C. STRINGHETTI	ITA	Project 109	Yamaha R3	5	6 Laps		1'46.883	172,8	1'47.141	171,7

AIR	Humidity:	52%	Temp:	20°C
TRACK	Condition:	Dry	Temp:	28°C

Records	Pole [SP]	2023	K.Fontainha	1'45.417	137,386 Km/h
	Race [RC1]	2022	G.Manso	1'45.001	137,930 Km/h
	All Times [RC1]	2022	G.Manso	1'45.001	137,930 Km/h
Race Fastest Lap		Lap 6	A.Mahendra	1'45.577	137,178 Km/h

LAP LEADERS					
No. Rider	From	To	Laps	Total	
27 A. MAHENDRA	1	2	2		
9 E. ERCOLANI	3	3	1	1	
26 K. FONTAINHA	4	4	1		
80 G. MANSO	5	5	1		
26 K. FONTAINHA	6	8	3	4	
80 G. MANSO	9	9	1	2	
27 A. MAHENDRA	10	11	2	4	

TOTAL LEADER LAPS		
No. Rider	Laps	
27 A. MAHENDRA	25	
26 K. FONTAINHA	21	
9 E. ERCOLANI	12	
80 G. MANSO	10	
32 K. KEANKUM	5	
88 E. BURR	3	
96 M. VICH	3	
92 E. PLAINDOUX	1	

Start 01/07/2023 16:15 End 16:41 The results are provisional until the end of the time limit for protests and appeals and the completion of the technical checks.

These data/results cannot be reproduced, stored and/or transmitted in whole or in part by any manner of electronic, mechanical, photocopying, recording, broadcasting or otherwise now known or herein after developed without the previous express consent by the copyright owner, except for reproduction in daily press and regular printed publications on sale to the public within 60 days of the event related to those data/results and always provided that copyright symbol appears together as follows below.

© DORNA WSBK ORGANIZATION Srl 2023

FICR PERUGIA TIMING



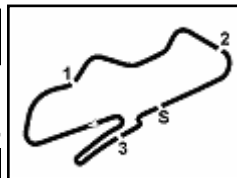


10

R3

731/04

REVISED



Donington Park 4.023 m

Prosecco DOC UK Round, 30 June - 2 July 2023

Results Race 2

2 / 2

Race Highlights

Time	No. Rider	Description
16.00.00		Sighting Lap Started
16.12.51		Warm-up Lap Started
16.15.30		Start
16.15.54	27 A. MAHENDRA	Double Long Lap Penalty - Irresponsible Riding in Race 1
16.17.43		No Jump Starts
16.20.36	27 A. MAHENDRA	1xLLP Completed
16.23.31	19 D. JOULIN	Track Limits Warning
16.24.00	57 T. BUAPA	Shortcut at T9
16.24.15	27 A. MAHENDRA	2xLLP Completed
16.26.23	15 C. STRINGHETTI	Crashed - Turn 11
16.26.24	96 M. VICH	Crashed - Turn 11
16.26.24	56 V. ARNAUD	Crashed - Turn 11
16.26.48	56 V. ARNAUD	Re-joined
16.27.02	96 M. VICH	Not Actively Competing
16.27.04	15 C. STRINGHETTI	Not Actively Competing
16.27.53	15 C. STRINGHETTI	Medical Centre
16.28.04		2/3 of Race Distance Completed
16.36.01		Podium Confirmed
16.38.39	32 K. KEANKUM	Penalized to Drop 1 Position - Exceeded Track Limits (Final Lap) - Turn 10
16.41.24		End Of Session
17.06.01	26 K. FONTAINHA	Penalized to Drop 1 Position - Irresponsible Riding (Final Lap)

01/07/2023 Start End The results are provisional until the end of the time limit for protests and appeals and the completion of the technical checks.

These data/results cannot be reproduced, stored and/or transmitted in whole or in part by any manner of electronic, mechanical, photocopying, recording, broadcasting or otherwise now known or herein after developed without the previous express consent by the copyright owner, except for reproduction in daily press and regular printed publications on sale to the public within 60 days of the event related to those data/results and always provided that copyright symbol appears together as follows below.

© DORNA WSBK ORGANIZATION Srl 2023

FICR PERUGIA TIMING

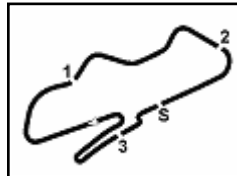




11

R3
731/04

REVISED



Donington Park 4.023 m

Prosecco DOC UK Round, 30 June - 2 July 2023 Championship Standings

	Points	Points From First	Points From Previous	April 22 ASSEN	May 6 BARCELONA	June 3 MISANO	July 1 DONINGTON	July 15 IMOLA	September 9 MAGNY-COURS										
1 ERCOLANI Emiliano [ITA]	148			25 13 1 1	25 20 1 1	25 16 1 1	4 20 1 1												
2 MANSO Gustavo [BRA]	121	27		25 5	13 25 5 2	13 13 2 2	16 16 3 2												
3 FONTAINHA Kevin [BRA]	113	35	8	16 16 3 2	11 16 2 3	11 10 3 4	20 13 4 3												
4 VICH Marc [ESP]	107	41	6	20 10 2 4	10 13 3 4	9 20 4 3	25 2 4												
5 MAHENDRA Aldi Satya [INA]	102	46	5	4 9 12 9	20 3 6 7	16 25 6 5	25 5 5												
6 KEANKUM Krittapat [THA]	83	65	19	13 11 4 6	8 10 7 6	20 11 4 6	10 6 6												
7 BURR Eduardo [BRA]	71	77	12	11 20 5 3	9 7 3 5	7 7 7 7	13 11 7 7												
8 YAMANE Shoma [JPN]	60	88	11	5 8 11 9	6 5 9 10	10 9 10 8	9 8 8 8												
9 ARNAUD Valentin [FRA]	49	99	11	10 7 6 7	7 9 8 8	5 4 8 10	7 9 9												
10 JOULIN Dorian [FRA]	48	100	1		16 11 11 9	8 8 9 8	5 10 10												
11 BUAPA Thurakij [THA]	40	108	8	6 2 10 12	6 15 13	3 5 13 12	11 7 11 11												
12 PLAINDOUX Evann [FRA]	40	108	0	9 7 11	8 13 12	6 2 11 11	6 9 12 11												
13 NOWAK Dawid [POL]	31	117	9	5 15	1 18 16 18	4 7 16 15	10 4 14 13												
14 STRINGHETTI Christian [ITA]	30	118	1	8 6 8 8	5 9 11	3 12 12	8 13 14												
15 GONZALEZ Jeronimo [COL]	20	128	10	3 16	4 18 17	7 6 14 14	15 15												
16 KONUJ Mert [TUR]	19	129	1	2 1 14 16	3 2 16 16	18 18 18 18	5 6 17 16												
17 MARTIN Jayden [AUS]	17	131	2	3 4 13 13	4 12 14	1 1 15 16	2 2 16 17												
18 FRIEH Louca [FRA]	10	138	7	7 9 13	2 1 13 15	16 17 16 17	18 18												
19 BELAK Jakub [POL]	8	140	2			2 19 19	3 3 19 19												
20 ANASTASI Pietro [SUI]	3	145	5	1 15 18	19 19	20 20	1 1 20 20												

01/07/2023 First Line: Championship Standings - Second Line: Ranking Progression

These data/results cannot be reproduced, stored and/or transmitted in whole or in part by any manner of electronic, mechanical, photocopying, recording, broadcasting or otherwise now known or herein after developed without the previous express consent by the copyright owner, except for reproduction in daily press and regular printed publications on sale to the public within 60 days of the event related to those data/results and always provided that copyright symbol appears together as follows below.

© DORNA WSBK ORGANIZATION Srl 2023

FICR PERUGIA TIMING



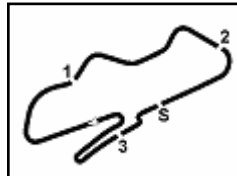


12.1

R3

731/04

REVISED



Donington Park 4.023 m

Prosecco DOC UK Round, 30 June - 2 July 2023 Lap Chart Race 2

1 / 3

	Lap										
	1	2	3	4	5	6	7	8	9	10	11
1	27	27	9	26	80	26	26	26	80	27	27
2	96	80	26	80	26	80	27	9	26	80	9
3	80	26	80	62	9	9	88	27	27	9	26
4	26	62	62	32	88	27	9	80	88	26	80
5	62	9	32	9	32	32	80	88	92	88	32
6	88	32	88	88	92	88	32	92	32	92	88
7	32	96	57	96	96	92	92	32	9	32	92
8	9	88	96	27	15	62	62	62	62	62	62
9	57	57	15	57	56	35	57	57	57	57	57
10	46	15	92	15	27	19	19	19	35	35	35
11	56	56	56	92	19	57	35	35	19	19	19
12	15	92	35	35	62	46	46	46	46	46	46
13	92	19	19	56	35	37	37	37	37	37	37
14	19	35	27	19	57	85	85	85	85	85	85
15	35	37	46	46	46	66	66	28	28	28	28
16	85	85	37	37	37	28	28	66	66	66	66
17	37	46	85	85	85	56	56	56	56	56	56
18	66	28	28	66	66						
19	28	66	66	28	28						

Final Result			
1	27	A. MAHENDRA	Laps 11
2	9	E. ERCOLANI	0.106
3	80	G. MANSO	0.340
4	26	K. FONTAINHA [P]	0.400
5	88	E. BURR	0.900
6	32	K. KEANKUM [P]	1.000
7	92	E. PLAINDOUX	1.335
8	62	S. YAMANE	1.619
9	57	T. BUAPA	6.604
10	35	M. KONUK	6.871
11	19	D. JOULIN	7.721
12	46	D. NOWAK	13.531
13	37	J. BELAK	24.877
14	85	J. MARTIN	33.911
15	28	P. ANASTASI	43.870
16	66	K. HAND	44.139
17	56	V. ARNAUD	59.192
RET	96	M. VICH	6 Laps
RET	15	C. STRINGHETTI	6 Laps

01/07/2023

These data/results cannot be reproduced, stored and/or transmitted in whole or in part by any manner of electronic, mechanical, photocopying, recording, broadcasting or otherwise now known or herein after developed without the previous express consent by the copyright owner, except for reproduction in daily press and regular printed publications on sale to the public within 60 days of the event related to those data/results and always provided that copyright symbol appears together as follows below.

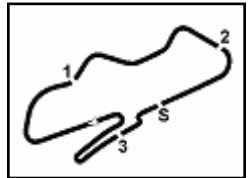
© DORNA WSBK ORGANIZATION Srl 2023

FICR PERUGIA TIMING





12.1
R3
731/04
REVISED



Donington Park 4.023 m

Prosecco DOC UK Round, 30 June - 2 July 2023
Lap Chart Race 2

2 / 3

Lap 1

1	27	A.Mahendra	1'50.288
2	96	M.Vich	0.195
3	80	G.Manso	0.470
4	26	K.Fontainha	0.616
5	62	S.Yamane	0.678
6	88	E.Burr	1.193
7	32	K.Keankum	1.249
8	9	E.Ercolani	1.426
9	57	T.Buapa	1.527
10	46	D.Nowak	1.924
11	56	V.Arnaud	2.137
12	15	C.Stringhetti	2.369
13	92	E.Plaindoux	2.622
14	19	D.Joulin	2.984
15	35	M.Konuk	3.272
16	85	J.Martin	3.688
17	37	J.Belak	3.823
18	66	K.Hand	5.418
19	28	P.Anastasi	5.464

Lap 2

1	27	A.Mahendra	3'37.838
2	80	G.Manso	0.352
3	26	K.Fontainha	0.439
4	62	S.Yamane	0.523
5	9	E.Ercolani	0.836
6	32	K.Keankum	1.104
7	96	M.Vich	1.136
8	88	E.Burr	1.195
9	57	T.Buapa	1.363
10	15	C.Stringhetti	1.702
11	56	V.Arnaud	1.856
12	92	E.Plaindoux	2.099
13	19	D.Joulin	2.372
14	35	M.Konuk	2.615
15	37	J.Belak	5.096
16	85	J.Martin	5.798
17	46	D.Nowak	6.518
18	28	P.Anastasi	8.077
19	66	K.Hand	8.815

Lap 3

1	9	E.Ercolani	5'25.768
2	26	K.Fontainha	0.044
3	80	G.Manso	0.304
4	62	S.Yamane	0.421
5	32	K.Keankum	0.501
6	88	E.Burr	0.802
7	57	T.Buapa	0.983
8	96	M.Vich	1.213
9	15	C.Stringhetti	1.525
10	92	E.Plaindoux	1.653
11	56	V.Arnaud	1.834
12	35	M.Konuk	2.027
13	19	D.Joulin	2.234
14	27	A.Mahendra	2.423
15	46	D.Nowak	6.485
16	37	J.Belak	6.822
17	85	J.Martin	7.282
18	28	P.Anastasi	11.318
19	66	K.Hand	11.616

Lap 4

1	26	K.Fontainha	7'12.644
2	80	G.Manso	0.194
3	62	S.Yamane	0.561
4	32	K.Keankum	0.709
5	9	E.Ercolani	1.132
6	88	E.Burr	1.182
7	96	M.Vich	1.359
8	27	A.Mahendra	1.408

9	57	T.Buapa	1.577
10	15	C.Stringhetti	1.691
11	92	E.Plaindoux	1.985
12	35	M.Konuk	2.426
13	56	V.Arnaud	2.595
14	19	D.Joulin	2.774
15	46	D.Nowak	7.441
16	37	J.Belak	8.382
17	85	J.Martin	9.707
18	66	K.Hand	16.136
19	28	P.Anastasi	16.216

Lap 5

1	80	G.Manso	9'00.466
2	26	K.Fontainha	0.201
3	9	E.Ercolani	0.291
4	88	E.Burr	0.352
5	32	K.Keankum	1.031
6	92	E.Plaindoux	1.116
7	96	M.Vich	1.169
8	15	C.Stringhetti	1.410
9	56	V.Arnaud	1.932
10	27	A.Mahendra	1.986
11	19	D.Joulin	2.587
12	62	S.Yamane	2.665
13	35	M.Konuk	3.059
14	57	T.Buapa	4.460
15	46	D.Nowak	7.729
16	37	J.Belak	9.969
17	85	J.Martin	12.225
18	66	K.Hand	19.453
19	28	P.Anastasi	19.565

Lap 6

1	26	K.Fontainha	10'47.366
2	80	G.Manso	0.335
3	9	E.Ercolani	0.581
4	27	A.Mahendra	0.663
5	32	K.Keankum	0.947
6	88	E.Burr	1.054
7	92	E.Plaindoux	1.396
8	62	S.Yamane	2.526
9	35	M.Konuk	3.647
10	19	D.Joulin	3.928
11	57	T.Buapa	4.206
12	46	D.Nowak	8.696
13	37	J.Belak	12.654
14	85	J.Martin	15.879
15	66	K.Hand	23.813
16	28	P.Anastasi	24.355
17	56	V.Arnaud	32.957

Lap 7

1	26	K.Fontainha	12'34.817
2	27	A.Mahendra	0.199
3	88	E.Burr	0.355
4	9	E.Ercolani	0.579
5	80	G.Manso	0.639
6	32	K.Keankum	1.033
7	92	E.Plaindoux	1.157
8	62	S.Yamane	1.618
9	57	T.Buapa	4.086
10	19	D.Joulin	4.337
11	35	M.Konuk	4.574
12	46	D.Nowak	9.189
13	37	J.Belak	14.906
14	85	J.Martin	19.041
15	66	K.Hand	27.435
16	28	P.Anastasi	27.509
17	56	V.Arnaud	39.255

Lap 8

1	26	K.Fontainha	14'21.525
2	9	E.Ercolani	0.204
3	27	A.Mahendra	0.266
4	80	G.Manso	0.570
5	88	E.Burr	0.856
6	92	E.Plaindoux	1.048
7	32	K.Keankum	1.213
8	62	S.Yamane	1.353
9	57	T.Buapa	4.771
10	19	D.Joulin	5.246
11	35	M.Konuk	5.426
12	46	D.Nowak	10.938
13	37	J.Belak	17.420
14	85	J.Martin	22.876
15	28	P.Anastasi	31.556
16	66	K.Hand	31.976
17	56	V.Arnaud	45.221

Lap 9

1	80	G.Manso	16'08.233
2	26	K.Fontainha	0.115
3	27	A.Mahendra	0.332
4	88	E.Burr	0.487
5	92	E.Plaindoux	0.905
6	32	K.Keankum	1.106
7	9	E.Ercolani	1.283
8	62	S.Yamane	1.306
9	57	T.Buapa	5.254
10	35	M.Konuk	5.570
11	19	D.Joulin	5.904
12	46	D.Nowak	11.823
13	37	J.Belak	20.011
14	85	J.Martin	26.829
15	28	P.Anastasi	36.184
16	66	K.Hand	36.506
17	56	V.Arnaud	50.046

Lap 10

1	27	A.Mahendra	17'55.472
2	80	G.Manso	0.302
3	9	E.Ercolani	0.474
4	26	K.Fontainha	0.595
5	88	E.Burr	0.963
6	92	E.Plaindoux	1.443
7	32	K.Keankum	1.502
8	62	S.Yamane	1.690
9	57	T.Buapa	6.096
10	35	M.Konuk	6.275
11	19	D.Joulin	6.559
12	46	D.Nowak	12.458
13	37	J.Belak	22.601
14	85	J.Martin	30.759
15	28	P.Anastasi	40.452
16	66	K.Hand	40.985
17	56	V.Arnaud	54.337

Lap 11

1	27	A.Mahendra	19'42.701
2	9	E.Ercolani	0.106
3	26	K.Fontainha	0.210
4	80	G.Manso	0.340
5	32	K.Keankum	0.811
6	88	E.Burr	0.900
7	92	E.Plaindoux	1.335
8	62	S.Yamane	1.619
9	57	T.Buapa	6.604
10	35	M.Konuk	6.871
11	19	D.Joulin	7.721
12	46	D.Nowak	13.531
13	37	J.Belak	24.877
14	85	J.Martin	33.911
15	28	P.Anastasi	43.870
16	66	K.Hand	44.139

17	56	V.Arnaud	59.192
----	----	----------	--------

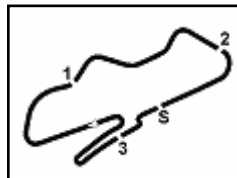
01/07/2023

These data/results cannot be reproduced, stored and/or transmitted in whole or in part by any manner of electronic, mechanical, photocopying, recording, broadcasting or otherwise now known or herein after developed without the previous express consent by the copyright owner, except for reproduction in daily press and regular printed publications on sale to the public within 60 days of the event related to those data/results and always provided that copyright symbol appears together as follows below.

© DORNA WSBK ORGANIZATION Srl 2023

FICR PERUGIA TIMING



**12.1****R3****731/04****REVISED**

Donington Park 4.023 m

Prosecco DOC UK Round, 30 June - 2 July 2023

Lap Chart Race 2

3 / 3

Race Pace Comparison

	27 Mah	9 Erc	80 Man	26 Fon	88 Bur	32 Kea	92 Pla	62 Yam	57 Bua	35 Kon	19 Jou	46 Nov	37 Bel	85 Mar
1	1'50.288	1'51.714	1'50.758	1'50.904	1'51.481	1'51.537	1'52.910	1'50.966	1'51.815	1'53.560	1'53.272	1'52.212	1'54.111	1'53.976
2	1'47.550	1'46.960	1'47.432	1'47.373	1'47.552	1'47.405	1'47.027	1'47.395	1'47.386	1'46.893	1'46.938	1'52.144	1'48.823	1'49.660
3	1'50.353	1'47.094	1'47.882	1'47.535	1'47.537	1'47.327	1'47.484	1'47.828	1'47.550	1'47.342	1'47.792	1'47.897	1'49.656	1'49.414
4	1'45.861	1'48.008	1'46.766	1'46.832	1'47.256	1'47.084	1'47.208	1'47.016	1'47.470	1'47.275	1'47.416	1'47.832	1'48.436	1'49.301
5	1'48.400	1'46.981	1'47.628	1'48.023	1'46.992	1'48.144	1'46.953	1'49.926	1'50.705	1'48.455	1'47.635	1'48.110	1'49.409	1'50.340
6	1'45.577	1'47.190	1'47.235	1'46.699	1'47.602	1'46.816	1'47.180	1'46.761	1'46.646	1'47.488	1'48.241	1'47.867	1'49.585	1'50.554
7	1'46.987	1'47.449	1'47.755	1'47.451	1'46.752	1'47.537	1'47.212	1'46.543	1'47.331	1'48.378	1'47.860	1'47.944	1'49.703	1'50.613
8	1'46.775	1'46.333	1'46.639	1'46.708	1'47.209	1'46.888	1'46.599	1'46.443	1'47.393	1'47.560	1'47.617	1'48.457	1'49.222	1'50.543
9	1'46.774	1'47.787	1'46.138	1'46.823	1'46.339	1'46.601	1'46.565	1'46.661	1'47.191	1'46.852	1'47.366	1'47.593	1'49.299	1'50.661
10	1'46.907	1'46.430	1'47.541	1'47.719	1'47.715	1'47.635	1'47.777	1'47.623	1'48.081	1'47.944	1'47.894	1'47.874	1'49.829	1'51.169
11	1'47.229	1'46.861	1'47.267	1'46.844	1'47.166	1'46.538	1'47.121	1'47.158	1'47.737	1'47.825	1'48.391	1'48.302	1'49.505	1'50.381

	28 Ana	66 Han	56 Arn	96 Vic	15 Str
1	1'55.752	1'55.706	1'52.425	1'50.483	1'52.657
2	1'50.163	1'50.947	1'47.269	1'48.491	1'46.883
3	1'51.171	1'50.731	1'47.908	1'48.007	1'47.753
4	1'51.774	1'51.396	1'47.637	1'47.022	1'47.042
5	1'51.171	1'51.139	1'47.159	1'47.632	1'47.541
6	1'51.690	1'51.260	2'17.925		
7	1'50.605	1'51.073	1'53.749		
8	1'50.755	1'51.249	1'52.674		
9	1'51.336	1'51.238	1'51.533		
10	1'51.507	1'51.718	1'51.530		
11	1'50.647	1'50.383	1'52.084		

01/07/2023

These data/results cannot be reproduced, stored and/or transmitted in whole or in part by any manner of electronic, mechanical, photocopying, recording, broadcasting or otherwise now known or herein after developed without the previous express consent by the copyright owner, except for reproduction in daily press and regular printed publications on sale to the public within 60 days of the event related to those data/results and always provided that copyright symbol appears together as follows below.

© DORNA WSBK ORGANIZATION Srl 2023

FICR PERUGIA TIMING



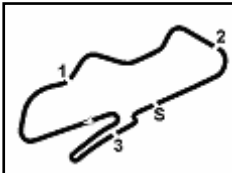


12.2

R3

731/04

REVISED



Donington Park 4.023 m

Prosecco DOC UK Round, 30 June - 2 July 2023

Best Sector & Speed Race 2

RESULTS

			Laps
1	27 A. MAHENDRA	Yamaha R3	11
2	9 E. ERCOLANI	Yamaha R3	0.106
3	80 G. MANSO	Yamaha R3	0.340
4	26 K. FONTAINHA	Yamaha R3	0.400
5	88 E. BURR	Yamaha R3	0.900
6	32 K. KEANKUM	Yamaha R3	1.000
7	92 E. PLAINDOUX	Yamaha R3	1.335
8	62 S. YAMANE	Yamaha R3	1.619
9	57 T. BUAPA	Yamaha R3	6.604
10	35 M. KONUK	Yamaha R3	6.871
11	19 D. JOULIN	Yamaha R3	7.721
12	46 D. NOWAK	Yamaha R3	13.531
13	37 J. BELAK	Yamaha R3	24.877
14	85 J. MARTIN	Yamaha R3	33.911
15	28 P. ANASTASI	Yamaha R3	43.870
16	66 K. HAND	Yamaha R3	44.139
17	56 V. ARNAUD	Yamaha R3	59.192
RET	96 M. VICH	Yamaha R3	6 Laps
RET	15 C. STRINGHETTI	Yamaha R3	6 Laps

SPEED

1	62 S. YAMANE	Yamaha R3	177,0
2	57 T. BUAPA	Yamaha R3	176,2
3	88 E. BURR	Yamaha R3	176,2
4	32 K. KEANKUM	Yamaha R3	175,9
5	9 E. ERCOLANI	Yamaha R3	175,0
6	96 M. VICH	Yamaha R3	174,8
7	26 K. FONTAINHA	Yamaha R3	174,5
8	27 A. MAHENDRA	Yamaha R3	174,2
9	92 E. PLAINDOUX	Yamaha R3	173,1
10	15 C. STRINGHETTI	Yamaha R3	172,8
11	56 V. ARNAUD	Yamaha R3	172,2
12	35 M. KONUK	Yamaha R3	171,2
13	80 G. MANSO	Yamaha R3	170,9
14	46 D. NOWAK	Yamaha R3	170,6
15	66 K. HAND	Yamaha R3	170,6
16	19 D. JOULIN	Yamaha R3	168,0
17	37 J. BELAK	Yamaha R3	168,0
18	28 P. ANASTASI	Yamaha R3	166,7
19	85 J. MARTIN	Yamaha R3	163,4

SEG. 1

1	15 C. STRINGHETTI	23.233
2	27 A. MAHENDRA	23.236
3	62 S. YAMANE	23.328
4	32 K. KEANKUM	23.338
5	92 E. PLAINDOUX	23.351
6	88 E. BURR	23.375
7	96 M. VICH	23.393
8	56 V. ARNAUD	23.404
9	57 T. BUAPA	23.410
10	9 E. ERCOLANI	23.426
11	35 M. KONUK	23.442
12	80 G. MANSO	23.566
13	26 K. FONTAINHA	23.570
14	46 D. NOWAK	23.577
15	19 D. JOULIN	23.589
16	37 J. BELAK	23.657
17	28 P. ANASTASI	24.060
18	85 J. MARTIN	24.136
19	66 K. HAND	24.203

SEG. 2

1	27 A. MAHENDRA	27.452
2	80 G. MANSO	27.816
3	32 K. KEANKUM	27.823
4	62 S. YAMANE	27.827
5	9 E. ERCOLANI	27.834
6	56 V. ARNAUD	27.889
7	57 T. BUAPA	27.894
8	88 E. BURR	27.946
9	92 E. PLAINDOUX	27.973
10	26 K. FONTAINHA	28.008
11	35 M. KONUK	28.039
12	19 D. JOULIN	28.041
13	15 C. STRINGHETTI	28.142
14	96 M. VICH	28.209
15	46 D. NOWAK	28.347
16	37 J. BELAK	28.565
17	85 J. MARTIN	28.982
18	28 P. ANASTASI	29.252
19	66 K. HAND	29.304

SEG. 3

1	80 G. MANSO	26.858
2	88 E. BURR	26.874
3	26 K. FONTAINHA	26.997
4	27 A. MAHENDRA	27.061
5	15 C. STRINGHETTI	27.164
6	32 K. KEANKUM	27.164
7	92 E. PLAINDOUX	27.191
8	9 E. ERCOLANI	27.230
9	19 D. JOULIN	27.256
10	57 T. BUAPA	27.298
11	96 M. VICH	27.334
12	35 M. KONUK	27.335
13	62 S. YAMANE	27.337
14	56 V. ARNAUD	27.448
15	46 D. NOWAK	27.778
16	28 P. ANASTASI	28.058
17	85 J. MARTIN	28.127
18	37 J. BELAK	28.133
19	66 K. HAND	28.294

SEG. 4

1	27 A. MAHENDRA	27.104
2	9 E. ERCOLANI	27.199
3	32 K. KEANKUM	27.233
4	80 G. MANSO	27.269
5	26 K. FONTAINHA	27.293
6	62 S. YAMANE	27.296
7	35 M. KONUK	27.392
8	88 E. BURR	27.428
9	46 D. NOWAK	27.493
10	57 T. BUAPA	27.504
11	15 C. STRINGHETTI	27.524
12	56 V. ARNAUD	27.527
13	92 E. PLAINDOUX	27.573
14	96 M. VICH	27.602
15	19 D. JOULIN	27.638
16	37 J. BELAK	27.703
17	85 J. MARTIN	27.736
18	28 P. ANASTASI	28.101
19	66 K. HAND	28.433

01/07/2023

These data/results cannot be reproduced, stored and/or transmitted in whole or in part by any manner of electronic, mechanical, photocopying, recording, broadcasting or otherwise now known or herein after developed without the previous express consent by the copyright owner, except for reproduction in daily press and regular printed publications on sale to the public within 60 days of the event related to those data/results and always provided that copyright symbol appears together as follows below.

© DORNA WSBK ORGANIZATION Srl 2023

FICR PERUGIA TIMING

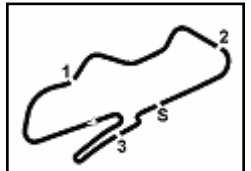




12.3

R3
731/04

REVISED



Donington Park 4.023 m

Prosecco DOC UK Round, 30 June - 2 July 2023 Chronological Analysis Race 2

Start at 16:15'25.978

1 / 3

1° 27 A. MAHENDRA [1'45.577]							
Lap	Seg1	Seg2	Seg3	Seg4	Lap Time	km/h	Local Time
1		28.378	27.682	27.416	1'50.288	161,9	16:17'16.266
2	23.996	28.597	27.456	27.501	1'47.550	168,8	16:19'03.816
3	24.142	28.288	27.996	29.927	1'50.353	169,5	16:20'54.169
4	23.409	27.859	27.061	27.532	1'45.861	174,2	16:22'40.030
5	23.460	28.122	27.216	29.602	1'48.400	166,9	16:24'28.430
6	23.236	27.452	27.622	27.267	1'45.577	167,7	16:26'14.007
7	23.573	28.148	27.782	27.484	1'46.987	162,9	16:28'00.994
8	23.741	27.999	27.881	27.154	1'46.775	160,0	16:29'47.769
9	23.627	27.924	27.527	27.696	1'46.774	163,1	16:31'34.543
10	23.831	28.482	27.136	27.458	1'46.907	169,8	16:33'21.450
11	24.516	28.336	27.273	27.104	1'47.229	165,9	16:35'08.679
Race Time 19'42.701							

2° 9 E. ERCOLANI [1'46.333]							
Lap	Seg1	Seg2	Seg3	Seg4	Lap Time	km/h	Local Time
1		28.607	28.213	27.868	1'51.714	165,4	16:17'17.692
2	23.642	27.984	27.411	27.923	1'46.960	175,0	16:19'04.652
3	23.584	28.144	27.708	27.658	1'47.094	169,0	16:20'51.746
4	24.092	28.399	27.738	27.779	1'48.008	167,4	16:22'39.754
5	23.605	28.487	27.442	27.447	1'46.981	174,8	16:24'26.735
6	23.684	28.148	27.857	27.501	1'47.190	161,7	16:26'13.925
7	23.592	28.099	28.048	27.710	1'47.449	158,4	16:28'01.374
8	23.618	28.286	27.230	27.199	1'46.333	170,9	16:29'47.707
9	23.633	27.834	27.997	28.232	1'47.787	160,0	16:31'35.494
10	23.426	28.021	27.398	27.585	1'46.430	170,9	16:33'21.924
11	23.895	27.956	27.635	27.375	1'46.861	160,7	16:35'08.785
Race Time 19'42.807							

3° 80 G. MANSO [1'46.138]							
Lap	Seg1	Seg2	Seg3	Seg4	Lap Time	km/h	Local Time
1		28.378	28.151	27.610	1'50.758	158,1	16:17'16.736
2	23.666	28.443	27.410	27.913	1'47.432	164,6	16:19'04.168
3	23.739	28.132	28.286	27.725	1'47.882	162,4	16:20'52.050
4	23.655	28.043	27.577	27.491	1'46.766	162,4	16:22'38.816
5	23.730	28.549	27.656	27.693	1'47.628	160,5	16:24'26.444
6	23.840	28.107	28.019	27.269	1'47.235	159,8	16:26'13.679
7	23.880	28.465	27.761	27.649	1'47.755	159,3	16:28'01.434
8	23.609	28.053	27.600	27.377	1'46.639	168,5	16:29'48.073
9	23.566	27.816	27.204	27.552	1'46.138	169,3	16:31'34.211
10	23.821	28.117	27.707	27.896	1'47.541	161,7	16:33'21.752
11	24.300	28.721	26.858	27.388	1'47.267	170,9	16:35'09.019
Race Time 19'43.041							

4° 26 K. FONTAINHA [1'46.699]							
Lap	Seg1	Seg2	Seg3	Seg4	Lap Time	km/h	Local Time
1		28.427	28.106	27.702	1'50.904	158,8	16:17'16.882
2	23.570	28.298	27.651	27.854	1'47.373	161,2	16:19'04.255
3	23.769	28.131	28.116	27.519	1'47.535	166,4	16:20'51.790
4	23.982	28.109	27.291	27.450	1'46.832	163,1	16:22'38.622
5	24.017	28.616	27.449	27.941	1'48.023	165,9	16:24'26.645
6	24.058	28.104	27.224	27.313	1'46.699	164,9	16:26'13.344
7	24.115	28.476	27.424	27.436	1'47.451	165,9	16:28'00.795
8	24.057	28.361	26.997	27.293	1'46.708	173,9	16:29'47.503
9	24.098	28.008	27.092	27.625	1'46.823	169,5	16:31'34.326
10	23.844	28.816	27.409	27.650	1'47.719	174,5	16:33'22.045
11	24.041	28.343	27.089	27.371	1'46.844	170,9	16:35'08.889
Race Time 19'42.911 + 0.190Pen							

5° 88 E. BURR [1'46.339]							
Lap	Seg1	Seg2	Seg3	Seg4	Lap Time	km/h	Local Time
1		28.698	27.796	27.620	1'51.481	176,2	16:17'17.459
2	24.048	28.271	27.351	27.882	1'47.552	172,5	16:19'05.011
3	23.505	28.097	27.700	28.235	1'47.537	172,5	16:20'52.548
4	23.584	28.288	27.572	27.812	1'47.256	172,5	16:22'39.804

5	23.618	28.155	27.791	27.428	1'46.992	165,9	16:24'26.796
6	23.819	28.079	27.970	27.734	1'47.602	164,4	16:26'14.398
7	23.375	28.365	27.396	27.616	1'46.752	170,3	16:28'01.150
8	23.755	27.963	27.851	27.640	1'47.209	160,2	16:29'48.359
9	23.418	27.946	27.468	27.507	1'46.339	167,7	16:31'34.698
10	23.590	28.517	27.929	27.679	1'47.715	165,4	16:33'22.413
11	23.767	28.750	26.874	27.775	1'47.166	173,1	16:35'09.579
Race Time 19'43.601							

6° 32 K. KEANKUM [1'46.538]							
Lap	Seg1	Seg2	Seg3	Seg4	Lap Time	km/h	Local Time
1		28.655	28.133	27.830	1'51.537	166,9	16:17'17.515
2	23.768	28.247	27.514	27.876	1'47.405	175,9	16:19'04.920
3	23.611	28.282	27.675	27.759	1'47.327	173,9	16:20'52.247
4	23.845	28.358	27.510	27.371	1'47.084	172,2	16:22'39.331
5	23.548	28.491	27.857	28.248	1'48.144	166,4	16:24'27.475
6	23.633	27.823	27.582	27.778	1'46.816	165,6	16:26'14.291
7	23.456	28.726	27.503	27.852	1'47.537	173,9	16:28'01.828
8	23.675	28.101	27.221	27.891	1'46.888	170,3	16:29'48.716
9	23.338	27.981	27.326	27.956	1'46.601	173,1	16:31'35.317
10	23.397	28.426	27.827	27.985	1'47.635	171,2	16:33'22.952
11	23.442	28.699	27.164	27.233	1'46.538	169,8	16:35'09.490
Race Time 19'43.512 + 0.189Pen							

7° 92 E. PLAINDOUX [1'46.565]							
Lap	Seg1	Seg2	Seg3	Seg4	Lap Time	km/h	Local Time
1		28.871	28.670	27.693	1'52.910	169,3	16:17'18.888
2	23.399	28.424	27.219	27.985	1'47.027	170,1	16:19'05.915
3	23.427	28.303	27.254	28.500	1'47.484	169,5	16:20'53.399
4	23.480	28.399	27.444	27.885	1'47.208	171,2	16:22'40.607
5	23.462	28.281	27.637	27.573	1'46.953	173,1	16:24'27.560
6	23.717	28.238	27.540	27.685	1'47.180	173,1	16:26'14.740
7	23.408	28.231	27.534	28.039	1'47.212	169,0	16:28'01.952
8	23.648	27.973	27.379	27.599	1'46.599	171,7	16:29'48.551
9	23.351	28.032	27.370	27.812	1'46.565	171,2	16:31'35.116
10	23.506	28.108	28.124	28.039	1'47.777	162,9	16:33'22.893
11	23.727	28.284	27.191	27.919	1'47.121	170,6	16:35'10.014
Race Time 19'44.036							

8° 62 S. YAMANE [1'46.443]							
Lap	Seg1	Seg2	Seg3	Seg4	Lap Time	km/h	Local Time
1		28.428	27.986	27.296	1'50.966	174,2	16:17'16.944
2	23.664	28.385	27.849	27.497	1'47.395	168,8	16:19'04.339
3	23.824	28.359	27.797	27.848	1'47.828	169,3	16:20'52.167
4	23.803	28.162	27.537	27.514	1'47.016	167,7	16:22'39.183
5	23.585	28.722	28.267	29.352	1'49.926	165,9	16:24'29.109
6	23.444	27.827	27.337	28.153	1'46.761	165,4	16:26'15.870
7	23.624	27.924	27.626	27.369	1'46.543	163,9	16:28'02.413
8	23.384	27.999	27.495	27.565	1'46.443	169,8	16:29'48.856
9	23.328	28.014	27.543	27.776	1'46.661	174,2	16:31'35.517
10	23.529	28.047	28.034	28.013	1'47.623	177,0	16:33'23.140
11	23.395	28.503	27.829	27.431	1'47.158	166,7	16:35'10.298
Race Time 19'44.320							

9° 57 T. BUAPA [1'46.646]							
Lap	Seg1	Seg2	Seg3	Seg4	Lap Time	km/h	Local Time
1		28.795	27.957	27.910	1'51.815	169,8	16:17'17.793
2	23.800	28.264	27.298	28.024	1'47.386	175,0	16:19'05.179
3	23.515	28.004	27.733	28.298	1'47.550	175,0	16:20'52.729
4	23.526	28.445	27.507	27.992	1'47.470	176,2	16:22'40.199
5	23.577	28.000	30.952	28.176	1'50.705	165,4	16:24'30.904
6	23.659	27.894	27.478	27.615	1'46.646	164,9	16:26'17.550
7	23.410	28.307	27.954	27.660	1'47.331	162,9	16:28'04.881
8	24.127	28.326	27.414	27.526	1'47.393	161,9	16:29'52.274
9	23.951	28.168	27.568	27.504	1'47.191	160,7	16:31'39.465
10	24.030	28.343	27.915	27.793	1'48.081	162,2	16:33'27.546

01/07/2023 P = Pits In/Out - C = Lap Time Cancelled

These data/results cannot be reproduced, stored and/or transmitted in whole or in part by any manner of electronic, mechanical, photocopying, recording, broadcasting or otherwise now known or herein after developed without the previous express consent by the copyright owner, except for reproduction in daily press and regular printed publications on sale to the public within 60 days of the event related to those data/results and always provided that copyright symbol appears together as follows below.

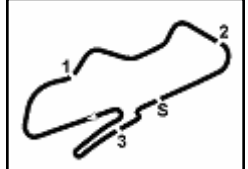
© DORNA WSBK ORGANIZATION Srl 2023

FICR PERUGIA TIMING





12.3
R3
731/04
REVISED



Prosecco DOC UK Round, 30 June - 2 July 2023

Chronological Analysis Race 2

Donington Park 4.023 m

Start at 16:15'25.978

2 / 3

11 24.120 27.982 28.048 27.587 1'47.737 161,4 16:35'15.283
Race Time 19'49.305

3 24.274 **28.982** 28.238 27.920 1'49.414 **163,4** 16:20'59.028
4 **24.136** 29.036 28.393 **27.736** **1'49.301** 159,3 16:22'48.329
5 24.471 29.356 28.598 27.915 1'50.340 155,2 16:24'38.669
6 24.451 29.166 28.663 28.274 1'50.554 157,2 16:26'29.223
7 24.384 29.194 28.714 28.321 1'50.613 156,5 16:28'19.836
8 24.742 29.192 28.538 28.071 1'50.543 157,2 16:30'10.379
9 24.509 29.278 28.579 28.295 1'50.661 157,7 16:32'01.040
10 24.440 29.085 29.217 28.427 1'51.169 155,4 16:33'52.209
11 24.718 29.063 28.690 27.910 1'50.381 156,5 16:35'42.590
Race Time 20'16.612

10° 35 M. KONUK [1'46.852]							
Lap	Seg.1	Seg.2	Seg.3	Seg.4	Lap Time	km/h	Local Time
1		29.191	27.855	28.100	1'53.560	168,8	16:17'19.538
2	23.639	28.139	27.335	27.780	1'46.893	170,9	16:19'06.431
3	23.674	28.563	27.350	27.755	1'47.342	171,2	16:20'53.773
4	23.442	28.218	27.788	27.827	1'47.275	169,8	16:22'41.048
5	23.789	28.039	27.902	28.725	1'48.455	165,6	16:24'29.503
6	23.708	28.288	27.848	27.644	1'47.488	165,9	16:26'16.991
7	23.878	28.739	27.869	27.892	1'48.378	166,9	16:28'05.369
8	23.823	28.438	27.803	27.496	1'47.560	165,1	16:29'52.929
9	23.674	28.109	27.677	27.392	1'46.852	163,1	16:31'39.781
10	23.815	28.235	27.922	27.972	1'47.944	167,7	16:33'27.725
11	23.852	28.358	27.730	27.885	1'47.825	166,2	16:35'15.550

15° 28 P. ANASTASI [1'50.163]								
Lap	Seg.1	Seg.2	Seg.3	Seg.4	Lap Time	km/h	Local Time	
1			29.621	28.643	28.571	1'55.752	164,1	16:17'21.730
2	24.085	29.267	28.058	28.753	1'50.163	166,7	16:19'11.893	
3	24.242	29.471	28.644	28.814	1'51.171	162,4	16:21'03.064	
4	24.407	29.710	28.986	28.671	1'51.774	160,7	16:22'54.838	
5	24.357	29.581	28.745	28.488	1'51.171	163,4	16:24'46.009	
6	24.314	29.398	29.459	28.519	1'51.690	163,9	16:26'37.699	
7	24.060	29.252	28.753	28.540	1'50.605	162,4	16:28'28.304	
8	24.309	29.401	28.277	28.768	1'50.755	161,7	16:30'19.059	
9	24.349	29.505	28.516	28.966	1'51.336	158,8	16:32'10.395	
10	24.438	29.759	28.806	28.504	1'51.507	157,2	16:34'01.902	
11	24.499	29.539	28.508	28.101	1'50.647	159,8	16:35'52.549	

11° 19 D. JOULIN [1'46.938]							
Lap	Seg.1	Seg.2	Seg.3	Seg.4	Lap Time	km/h	Local Time
1		28.729	28.179	28.923	1'53.272	165,4	16:17'19.250
2	23.730	28.140	27.256	27.812	1'46.938	168,0	16:19'06.188
3	23.818	28.451	27.627	27.896	1'47.792	164,4	16:20'53.980
4	23.622	28.316	27.400	28.078	1'47.416	166,7	16:22'41.396
5	23.589	28.363	27.574	28.109	1'47.635	166,4	16:24'29.031
6	23.683	28.645	28.064	27.849	1'48.241	160,0	16:26'17.272
7	23.817	28.384	27.839	27.820	1'47.860	166,4	16:28'05.132
8	23.922	28.462	27.556	27.677	1'47.617	164,6	16:29'52.749
9	24.113	28.105	27.510	27.638	1'47.366	166,7	16:31'40.115
10	23.816	28.236	27.845	27.997	1'47.894	168,0	16:33'28.009
11	23.993	28.041	28.160	28.197	1'48.391	168,0	16:35'16.400

16° 66 K. HAND [1'50.383]								
Lap	Seg.1	Seg.2	Seg.3	Seg.4	Lap Time	km/h	Local Time	
1			29.835	28.383	28.651	1'55.706	170,6	16:17'21.684
2	24.273	29.438	28.517	28.719	1'50.947	167,4	16:19'12.631	
3	24.203	29.433	28.295	28.800	1'50.731	167,7	16:21'03.362	
4	24.382	29.670	28.678	28.666	1'51.396	164,4	16:22'54.758	
5	24.373	29.491	28.809	28.466	1'51.139	160,5	16:24'45.897	
6	24.244	29.419	28.764	28.833	1'51.260	161,9	16:26'37.157	
7	24.286	29.458	28.796	28.533	1'51.073	161,2	16:28'28.230	
8	24.313	29.304	28.876	28.756	1'51.249	160,7	16:30'19.479	
9	24.210	29.426	28.730	28.872	1'51.238	162,7	16:32'10.717	
10	24.443	29.627	29.041	28.607	1'51.718	157,4	16:34'02.435	
11	24.286	29.370	28.294	28.433	1'50.383	164,1	16:35'52.818	

12° 46 D. NOWAK [1'47.593]							
Lap	Seg.1	Seg.2	Seg.3	Seg.4	Lap Time	km/h	Local Time
1		28.894	27.778	28.196	1'52.212	170,6	16:17'18.190
2	23.577	32.448	28.441	27.678	1'52.144	164,6	16:19'10.334
3	23.653	28.567	27.894	27.783	1'47.897	167,2	16:20'58.231
4	23.891	28.542	27.856	27.543	1'47.832	163,4	16:22'46.063
5	23.855	28.447	28.163	27.645	1'48.110	160,7	16:24'34.173
6	23.782	28.395	27.811	27.879	1'47.867	161,7	16:26'22.040
7	23.909	28.549	27.831	27.655	1'47.944	161,7	16:28'09.984
8	24.001	28.535	28.165	27.756	1'48.457	161,9	16:29'58.441
9	23.880	28.414	27.806	27.493	1'47.593	161,0	16:31'46.034
10	23.905	28.347	27.804	27.818	1'47.874	162,2	16:33'33.908
11	24.038	28.663	27.862	27.739	1'48.302	161,7	16:35'22.210

17° 56 V. ARNAUD [1'47.159]								
Lap	Seg.1	Seg.2	Seg.3	Seg.4	Lap Time	km/h	Local Time	
1			29.181	28.094	27.589	1'52.425	167,4	16:17'18.403
2	23.520	28.400	27.448	27.901	1'47.269	168,0	16:19'05.672	
3	23.404	28.090	27.650	28.764	1'47.908	168,2	16:20'53.580	
4	23.481	28.571	27.817	27.768	1'47.637	166,7	16:22'41.217	
5	23.704	28.191	27.737	27.527	1'47.159	165,9	16:24'28.376	
6	23.604	27.889	27.721	58.711	2'17.925	172,2	16:26'46.301	
7	25.078	29.984	29.733	28.954	1'53.749	154,1	16:28'40.050	
8	24.945	29.696	29.366	28.667	1'52.674	155,0	16:30'32.724	
9	24.722	29.404	28.934	28.473	1'51.533	156,7	16:32'24.257	
10	24.653	29.366	29.090	28.421	1'51.530	155,6	16:34'15.787	
11	24.742	29.621	29.081	28.640	1'52.084	156,5	16:36'07.871	

13° 37 J. BELAK [1'48.436]							
Lap	Seg.1	Seg.2	Seg.3	Seg.4	Lap Time	km/h	Local Time
1		29.243	28.133	28.687	1'54.111	168,0	16:17'20.089
2	23.657	28.795	28.538	27.833	1'48.823	163,4	16:19'08.912
3	24.065	28.716	28.712	28.163	1'49.656	161,9	16:20'58.568
4	23.882	28.565	28.286	27.703	1'48.436	162,9	16:22'47.004
5	23.966	28.793	28.840	27.810	1'49.409	157,7	16:24'36.413
6	24.133	28.774	28.507	28.171	1'49.585	158,8	16:26'25.998
7	24.133	28.838	28.420	28.312	1'49.703	159,3	16:28'15.701
8	24.083	28.694	28.425	28.020	1'49.222	159,5	16:30'04.923
9	24.135	28.622	28.525	28.017	1'49.299	159,5	16:31'54.222
10	24.135	28.904	28.644	28.146	1'49.829	160,5	16:33'44.051
11	24.234	28.854	28.213	28.204	1'49.505	160,2	16:35'33.556

RET 96 M. VICH [1'47.022]								
Lap	Seg.1	Seg.2	Seg.3	Seg.4	Lap Time	km/h	Local Time	
1			28.426	27.448	27.602	1'50.483	168,5	16:17'16.461
2	23.878	28.277	28.266	28.070	1'48.491	160,0	16:19'04.952	
3	23.860	28.240	27.540	28.367	1'48.007	174,8	16:20'52.959	
4	23.393	28.537	27.334	27.758	1'47.022	172,0	16:22'39.981	
5	23.699	28.336	27.807	27.790	1'47.632	170,3	16:24'27.613	

14° 85 J. MARTIN [1'49.301]							
Lap	Seg.1	Seg.2	Seg.3	Seg.4	Lap Time	km/h	Local Time
1		29.275	28.127	28.040	1'53.976	162,7	16:17'19.954
2	24.471	29.176	28.173	27.840	1'49.660	160,5	16:19'09.614

RET 15 C. STRINGHETTI [1'46.883]							
Lap	Seg.1	Seg.2	Seg.3	Seg.4	Lap Time	km/h	Local Time

01/07/2023 P = Pits In/Out - C = Lap Time Cancelled

These data/results cannot be reproduced, stored and/or transmitted in whole or in part by any manner of electronic, mechanical, photocopying, recording, broadcasting or otherwise now known or herein after developed without the previous express consent by the copyright owner, except for reproduction in daily press and regular printed publications on sale to the public within 60 days of the event related to those data/results and always provided that copyright symbol appears together as follows below.

© DORNA WSBK ORGANIZATION Srl 2023

FICR PERUGIA TIMING

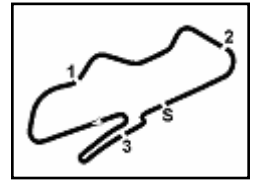




12.3

R3
731/04

REVISED



Donington Park 4.023 m

3 / 3

Prosecco DOC UK Round, 30 June - 2 July 2023 Chronological Analysis Race 2

Start at 16:15'25.978

1		28.696	27.709	28.030	1'52.657	172,0	16:17'18.635
2	23.447	28.378	27.164	27.894	1'46.883	172,0	16:19'05.518
3	23.464	28.782	27.461	28.046	1'47.753	166,9	16:20'53.271
4	23.233	28.535	27.307	27.967	1'47.042	171,7	16:22'40.313
5	23.606	28.259	28.152	27.524	1'47.541	172,5	16:24'27.854

Race Time 9'01.876

01/07/2023

P = Pits In/Dut - C = Lap Time Cancelled

These data/results cannot be reproduced, stored and/or transmitted in whole or in part by any manner of electronic, mechanical, photocopying, recording, broadcasting or otherwise now known or herein after developed without the previous express consent by the copyright owner, except for reproduction in daily press and regular printed publications on sale to the public within 60 days of the event related to those data/results and always provided that copyright symbol appears together as follows below.

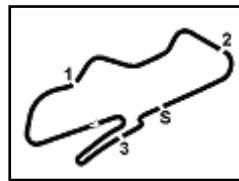
© DORNA WSBK ORGANIZATION Srl 2023

FICR PERUGIA TIMING





12.4
R3
731/04



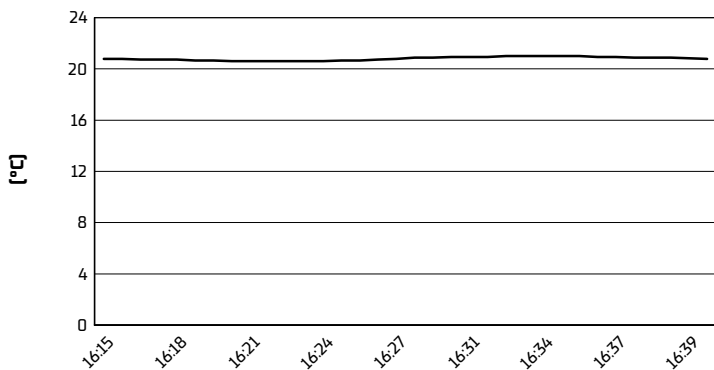
Donington Park 4.023 m

Prosecco DOC UK Round, 30 June - 2 July 2023

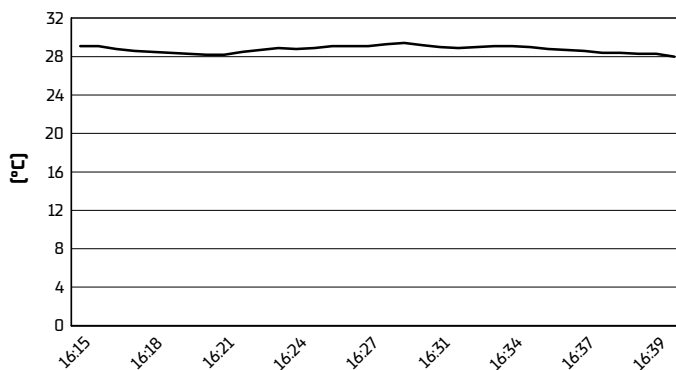
Weather Report Race 2

Session started 16:15 - Session ended 16:41


Air Temperature



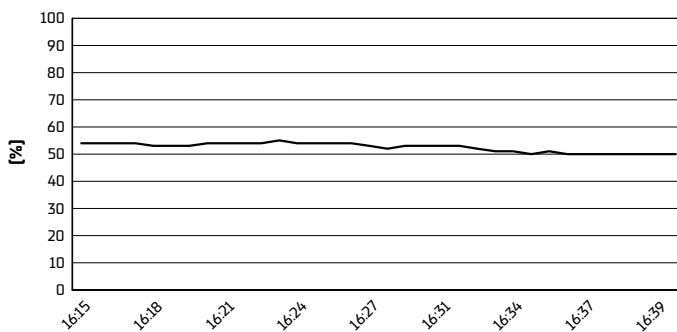
Track Temperature



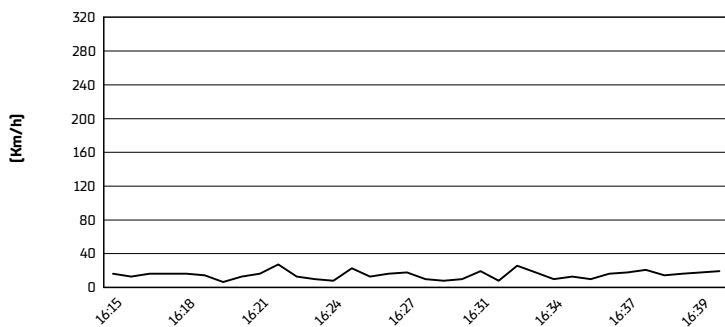
Air Pressure



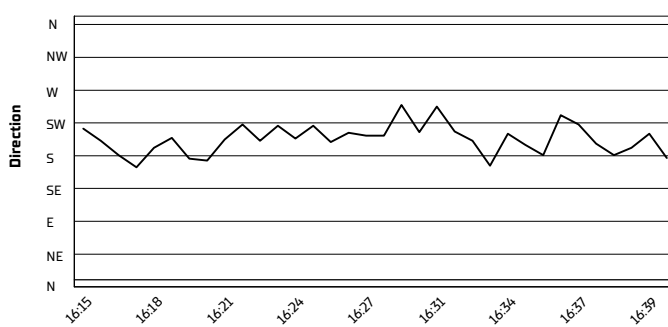
Humidity



Wind Speed



Wind Direction



01/07/2023

These data/results cannot be reproduced, stored and/or transmitted in whole or in part by any manner of electronic, mechanical, photocopying, recording, broadcasting or otherwise now known or herein after developed without the previous express consent by the copyright owner, except for reproduction in daily press and regular printed publications on sale to the public within 60 days of the event related to those data/results and always provided that copyright symbol appears together as follows below.

© DORNA WSBK ORGANIZATION Srl 2023

FICR PERUGIA TIMING



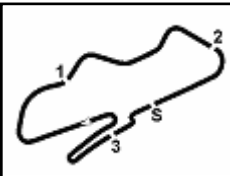


12.5

R3

731/04

REVISED



Donington Park 4.023 m

Prosecco DOC UK Round, 30 June - 2 July 2023

Best Laps & Speed

No.	Rider Bike	Nat	Best Lap		FP		SP		RC1		RC2							
			LL	SPD	LL	SPD	LL	SPD	LL	SPD	LL	SPD						
1	9 E. ERCOLANI Yamaha R3	ITA	1'45.326 50 177,3		1'46.552 16 172,8		1'45.611 12 177,3		1'45.326 11 176,4		1'46.333 11 175,0							
2	26 K. FONTAINHA Yamaha R3	BRA	1'45.417 50 177,6		1'46.245 14 173,3		1'45.417 14 177,6		1'45.843 11 173,9		1'46.699 11 174,4							
3	88 E. BURR Yamaha R3	BRA	1'45.448 49 178,5		1'46.659 15 176,7		1'47.202 12 178,5		1'45.448 11 176,7		1'46.339 11 176,1							
4	80 G. MANSO Yamaha R3	BRA	1'45.470 50 176,1		1'46.612 14 170,8		1'45.470 14 175,0		1'45.605 11 176,1		1'46.138 11 170,8							
5	27 A. MAHENDRA Yamaha R3	INA	1'45.577 38 174,1		1'46.216 14 173,3		1'46.148 13 173,0				1'45.577 11 174,1							
6	15 C. STRINGHETTI Yamaha R3	ITA	1'45.604 46 174,4		1'46.977 15 172,5		1'47.141 15 171,7		1'45.604 11 174,4		1'46.883 5 172,8							
7	46 D. NOWAK Yamaha R3	POL	1'45.785 54 178,2		1'46.992 16 178,2		1'46.640 16 176,1		1'45.785 11 177,3		1'47.593 11 170,6							
8	32 K. KEANKUM Yamaha R3	THA	1'45.891 52 177,9		1'46.864 16 177,9		1'46.322 14 175,6		1'45.891 11 175,3		1'46.538 11 175,9							
9	62 S. YAMANE Yamaha R3	JPN	1'45.938 50 179,1		1'47.951 14 174,4		1'46.419 14 179,1		1'45.938 11 174,4		1'46.443 11 177,0							
10	96 M. VICH Yamaha R3	ESP	1'46.029 44 179,7		1'46.405 15 179,7		1'46.619 13 173,6		1'46.029 11 173,6		1'47.022 5 174,7							
11	57 T. BUAPA Yamaha R3	THA	1'46.156 51 177,9		1'47.328 15 177,9		1'46.401 14 175,3		1'46.156 11 177,6		1'46.646 11 176,1							
12	92 E. PLAINDOUX Yamaha R3	FRA	1'46.565 45 176,4		1'48.084 14 172,5		1'47.075 9 176,4		1'47.275 11 171,1		1'46.565 11 173,0							
13	35 M. KONUK Yamaha R3	TUR	1'46.852 50 175,3		1'48.890 15 173,6		1'48.044 13 175,3		1'48.251 11 167,7		1'46.852 11 171,1							
14	19 D. JOULIN Yamaha R3	FRA	1'46.938 40 176,1		1'47.074 16 174,7		1'47.054 13 176,1				1'46.938 11 167,9							
15	56 V. ARNAUD Yamaha R3	FRA	1'47.159 50 172,8		1'48.764 15 169,8		1'47.952 13 172,8		1'47.605 11 171,1		1'47.159 11 172,2							
16	37 J. BELAK Yamaha R3	POL	1'48.436 49 174,1		1'50.181 15 170,3		1'48.447 12 174,1		1'48.997 11 169,5		1'48.436 11 167,9							
17	85 J. MARTIN Yamaha R3	AUS	1'49.301 48 171,9		1'52.254 13 170,8		1'49.394 13 171,9		1'50.653 11 162,4		1'49.301 11 163,3							
18	28 P. ANASTASI Yamaha R3	SUI	1'49.708 49 173,0		1'52.202 15 168,4		1'49.708 12 173,0		1'50.544 11 167,9		1'50.163 11 166,6							
19	66 K. HAND Yamaha R3	GBR	1'50.367 48 175,6		1'52.649 15 171,9		1'51.911 11 175,6		1'50.367 11 169,2		1'50.383 11 170,6							

01/07/2023

These data/results cannot be reproduced, stored and/or transmitted in whole or in part by any manner of electronic, mechanical, photocopying, recording, broadcasting or otherwise now known or herein after developed without the previous express consent by the copyright owner, except for reproduction in daily press and regular printed publications on sale to the public within 60 days of the event related to those data/results and always provided that copyright symbol appears together as follows below.

© DORNA WSBK ORGANIZATION Srl 2023

FICR PERUGIA TIMING

