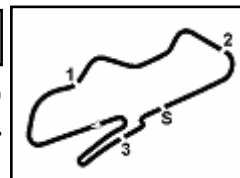




4
R3
731/04



Donington Park 4.023 m

Prosecco DOC UK Round, 30 June - 2 July 2023

Results Superpole

1 / 2

No.	Rider	Nat	Team	Bike	Time	Gap	Rel.	Laps	Speed	
									Avg	Max
1	26 K. FONTAINHA	BRA	Yamaha AD78 Team Latin America	Yamaha R3	1'45.417			14	137,386	177,6
2	80 G. MANSO	BRA	Yamaha AD78 Team Latin America	Yamaha R3	1'45.470	0.053	0.053	14	137,317	175,0
3	9 E. ERCOLANI	ITA	Yamaha bLU cRU Italy	Yamaha R3	1'45.611	0.194	0.141	12	137,133	177,3
4	27 A. MAHENDRA	INA	Yamaha bLU cRU Racing Indonesia	Yamaha R3	1'46.148	0.731	0.537	13	136,440	173,1
5	32 K. KEANKUM	THA	Yamaha bLU cRU Thailand	Yamaha R3	1'46.322	0.905	0.174	14	136,216	175,6
6	57 T. BUAPA	THA	Yamaha bLU cRU Thailand	Yamaha R3	1'46.401	0.984	0.079	14	136,115	175,3
7	62 S. YAMANE	JPN	bLU cRU Yamaha Racing Japan	Yamaha R3	1'46.419	1.002	0.018	14	136,092	179,1
8	96 M. VICH	ESP	DS Racing School	Yamaha R3	1'46.619	1.202	0.200	13	135,837	173,6
9	46 D. NOWAK	POL	Szkopek Team	Yamaha R3	1'46.640	1.223	0.021	16	135,810	176,2
10	19 D. JOULIN	FRA	Yamaha bLU cRU Motor France	Yamaha R3	1'47.054	1.637	0.414	13	135,285	176,2
11	92 E. PLAINDOUX	FRA	Yamaha bLU cRU Motor France	Yamaha R3	1'47.075	1.658	0.021	9	135,258	176,5
12	15 C. STRINGHETTI	ITA	Project 109	Yamaha R3	1'47.141	1.724	0.066	15	135,175	171,7
13	88 E. BURR	BRA	Yamaha AD78 Team Latin America	Yamaha R3	1'47.202	1.785	0.061	12	135,098	178,5
14	56 V. ARNAUD	FRA	VAL56 Speed Racing	Yamaha R3	1'47.952	2.535	0.750	13	134,160	172,8
15	35 M. KONUK	TUR	Turkiye Racing Team	Yamaha R3	1'48.044	2.627	0.092	13	134,045	175,3
16	37 J. BELAK	POL	Szkopek Team	Yamaha R3	1'48.447	3.030	0.403	12	133,547	174,2
17	85 J. MARTIN	AUS	Yamaha bLU cRU Team Australia	Yamaha R3	1'49.394	3.977	0.947	13	132,391	172,0
18	28 P. ANASTASI	SUI	DS Racing School	Yamaha R3	1'49.708	4.291	0.314	12	132,012	173,1
19	66 K. HAND	GBR	Yamaha bLU cRU U.K.	Yamaha R3	1'51.911	6.494	2.203	11	129,414	175,6

Qualifying Lap Time (115% of 1'45.417): 2'01.230

AIR	Humidity:	74%	Temp:	17°C
TRACK	Condition:	Dry	Temp:	22°C

Records	Pole	(SP)	2022	A.Pizzoli	1'45.989	136,640	Km/h
	Race	(RC1)	2022	G.Manso	1'45.001	137,930	Km/h
	All Times	(RC1)	2022	G.Manso	1'45.001	137,930	Km/h

Start 30/06/2023 13:30 End 14:02 The results are provisional until the end of the time limit for protests and appeals and the completion of the technical checks.

These data/results cannot be reproduced, stored and/or transmitted in whole or in part by any manner of electronic, mechanical, photocopying, recording, broadcasting or otherwise now known or herein after developed without the previous express consent by the copyright owner, except for reproduction in daily press and regular printed publications on sale to the public within 60 days of the event related to those data/results and always provided that copyright symbol appears together as follows below.

© DORNA WSBK ORGANIZATION Srl 2023

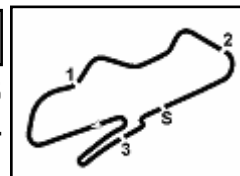


FICR PERUGIA TIMING





4
R3
731/04



Donington Park 4.023 m

2 / 2

Prosecco DOC UK Round, 30 June - 2 July 2023 Results Superpole

Session Highlights

Local Time	No. Rider	Description
13.30.00		Start
13.35.07	9 E. ERCOLANI	Current Lap Cancelled - Exceeded Track Limits - Turn 4
13.35.11	19 D. JOULIN	Current Lap Cancelled - Exceeded Track Limits - Turn 4
13.36.53	27 A. MAHENDRA	Current Lap Cancelled - Exceeded Track Limits - Turn 4
13.39.56	19 D. JOULIN	Current Lap Cancelled - Exceeded Track Limits - Turn 1
13.42.00	92 E. PLAINDOUX	Current Lap Cancelled - Exceeded Track Limits - Turn 1
13.42.12	27 A. MAHENDRA	Current Lap Cancelled - Exceeded Track Limits - Turn 4
13.44.08	46 D. NOWAK	Current Lap Cancelled - Exceeded Track Limits - Turn 4
13.44.52	88 E. BURR	Current Lap Cancelled - Exceeded Track Limits - Turn 9
13.45.36	9 E. ERCOLANI	Current Lap Cancelled - Exceeded Track Limits - Turn 1
13.46.04	46 D. NOWAK	Current Lap Cancelled - Exceeded Track Limits - Turn 7
13.46.38	85 J. MARTIN	Current Lap Cancelled - Exceeded Track Limits - Turn 4
13.49.09	19 D. JOULIN	Current Lap Cancelled - Exceeded Track Limits - Turn 1
13.49.43	46 D. NOWAK	Current Lap Cancelled - Exceeded Track Limits - Turn 7
13.51.32	92 E. PLAINDOUX	Crashed - Turn 5
13.52.10	26 K. FONTAINHA	Current Lap Cancelled - Exceeded Track Limits - Turn 10
13.52.37		DROPS of RAIN in Sector 1
13.52.45	19 D. JOULIN	Current Lap Cancelled - Exceeded Track Limits - Turn 1
13.53.36		DROPS of RAIN in All Sectors
13.54.20	66 K. HAND	Lap Cancelled [2'01.020] - Yellow Flag - Turn 5
13.54.25	15 C. STRINGHETTI	Lap Cancelled [1'57.658] - Yellow Flag - Turn 5
13.55.04	32 K. KEANKUM	Current Lap Cancelled - Exceeded Track Limits - Turn 4
13.58.28	32 K. KEANKUM	Current Lap Cancelled - Exceeded Track Limits - Turn 1
14.02.51		End Of Session

Fastest Laps Sequence

No.	Rider	Nat	Team	Bike	Local Time	Time	Gap	Avg
56	V. ARNAUD	FRA	VAL56 Speed Racing	Yamaha R3	13:33'52.770	1'52.472		128,768
15	C. STRINGHETTI	ITA	Project 109	Yamaha R3	13:34'00.290	1'48.511	-3.961	133,468
9	E. ERCOLANI	ITA	Yamaha bLU cRU Italy	Yamaha R3	13:34'03.635	1'48.137	-0.374	133,930
27	A. MAHENDRA	INA	Yamaha bLU cRU Racing Indonesia	Yamaha R3	13:34'06.963	1'47.055	-1.082	135,284
27	A. MAHENDRA	INA	Yamaha bLU cRU Racing Indonesia	Yamaha R3	13:35'53.111	1'46.148	-0.907	136,440
9	E. ERCOLANI	ITA	Yamaha bLU cRU Italy	Yamaha R3	13:39'27.307	1'45.611	-0.537	137,133
80	G. MANSO	BRA	Yamaha AD78 Team Latin America	Yamaha R3	13:39'27.895	1'45.470	-0.141	137,317
26	K. FONTAINHA	BRA	Yamaha AD78 Team Latin America	Yamaha R3	13:48'47.826	1'45.417	-0.053	137,386

30/06/2023 Start 13:30 End 14:02 The results are provisional until the end of the time limit for protests and appeals and the completion of the technical checks.

These data/results cannot be reproduced, stored and/or transmitted in whole or in part by any manner of electronic, mechanical, photocopying, recording, broadcasting or otherwise now known or herein after developed without the previous express consent by the copyright owner, except for reproduction in daily press and regular printed publications on sale to the public within 60 days of the event related to those data/results and always provided that copyright symbol appears together as follows below.

© DORNA WSBK ORGANIZATION Srl 2023

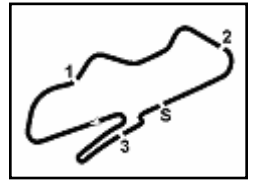


FICR PERUGIA TIMING





5
R3
731/04



Donington Park 4.023 m

Prosecco DOC UK Round, 30 June - 2 July 2023
Starting Grid - Race 1 (11 Laps x 4,023 km = 44,253 km)

1	1	26 FONTAINHA K. Yamaha 1'45.417	2	9 ERCOLANI E. Yamaha 1'45.611	3	57 BUAPA T. Yamaha 1'46.401
2	4	62 YAMANE S. Yamaha 1'46.419	5	96 VICH M. Yamaha 1'46.619	6	46 NOWAK D. Yamaha 1'46.640
3	7	80 MANSO G. Yamaha 1'45.470	8	19 JOULIN D. Yamaha 1'47.054	9	27 MAHENDRA A. Yamaha 1'46.148
4	10	32 KEANKUM K. Yamaha 1'46.322	11	92 PLAINDOUX E. Yamaha 1'47.075	12	15 STRINGHETTI C. Yamaha 1'47.141
5	13	88 BURR E. Yamaha 1'47.202	14	56 ARNAUD V. Yamaha 1'47.952	15	35 KONUK M. Yamaha 1'48.044
6	16	37 BELAK J. Yamaha 1'48.447	17	85 MARTIN J. Yamaha 1'49.394	18	28 ANASTASI P. Yamaha 1'49.708
7	19	66 HAND K. Yamaha 1'51.911				

N. 27 - 32 - 80 have been penalized with 5 grid positions for slow riding during superpole

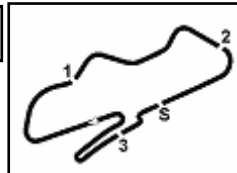
30/06/2023 The Race Director

* = Penalized

These data/results cannot be reproduced, stored and/or transmitted in whole or in part by any manner of electronic, mechanical, photocopying, recording, broadcasting or otherwise now known or herein after developed without the previous express consent by the copyright owner, except for reproduction in daily press and regular printed publications on sale to the public within 60 days of the event related to those data/results and always provided that copyright symbol appears together as follows below. © DORNA WSBK ORGANIZATION Srl 2023

FICR PERUGIA TIMING



**6.1****R3
731/04**

Donington Park 4.023 m

**Prosecco DOC UK Round, 30 June - 2 July 2023
Best Sector & Speed Superpole****BEST LAP**

1	26 K. FONTAINHA	Yamaha R3	1'45.417
2	80 G. MANSO	Yamaha R3	1'45.470
3	9 E. ERCOLANI	Yamaha R3	1'45.611
4	27 A. MAHENDRA	Yamaha R3	1'46.148
5	32 K. KEANKUM	Yamaha R3	1'46.322
6	57 T. BUAPA	Yamaha R3	1'46.401
7	62 S. YAMANE	Yamaha R3	1'46.419
8	96 M. VICH	Yamaha R3	1'46.619
9	46 D. NOWAK	Yamaha R3	1'46.640
10	19 D. JOULIN	Yamaha R3	1'47.054
11	92 E. PLAINDOUX	Yamaha R3	1'47.075
12	15 C. STRINGHETTI	Yamaha R3	1'47.141
13	88 E. BURR	Yamaha R3	1'47.202
14	56 V. ARNAUD	Yamaha R3	1'47.952
15	35 M. KONUK	Yamaha R3	1'48.044
16	37 J. BELAK	Yamaha R3	1'48.447
17	85 J. MARTIN	Yamaha R3	1'49.394
18	28 P. ANASTASI	Yamaha R3	1'49.708
19	66 K. HAND	Yamaha R3	1'51.911

SPEED

1	62 S. YAMANE	Yamaha R3	179,1
2	88 E. BURR	Yamaha R3	178,5
3	26 K. FONTAINHA	Yamaha R3	177,6
4	9 E. ERCOLANI	Yamaha R3	177,3
5	92 E. PLAINDOUX	Yamaha R3	176,5
6	19 D. JOULIN	Yamaha R3	176,2
7	46 D. NOWAK	Yamaha R3	176,2
8	32 K. KEANKUM	Yamaha R3	175,6
9	66 K. HAND	Yamaha R3	175,6
10	57 T. BUAPA	Yamaha R3	175,3
11	35 M. KONUK	Yamaha R3	175,3
12	80 G. MANSO	Yamaha R3	175,0
13	37 J. BELAK	Yamaha R3	174,2
14	96 M. VICH	Yamaha R3	173,6
15	27 A. MAHENDRA	Yamaha R3	173,1
16	28 P. ANASTASI	Yamaha R3	173,1
17	56 V. ARNAUD	Yamaha R3	172,8
18	85 J. MARTIN	Yamaha R3	172,0
19	15 C. STRINGHETTI	Yamaha R3	171,7

SEG. 1**SEG. 2****SEG. 3****SEG. 4**

1	80 G. MANSO	23.088
2	92 E. PLAINDOUX	23.168
3	32 K. KEANKUM	23.225
4	9 E. ERCOLANI	23.242
5	27 A. MAHENDRA	23.257
6	62 S. YAMANE	23.279
7	46 D. NOWAK	23.283
8	96 M. VICH	23.300
9	57 T. BUAPA	23.327
10	26 K. FONTAINHA	23.340
11	35 M. KONUK	23.416
12	19 D. JOULIN	23.441
13	37 J. BELAK	23.505
14	56 V. ARNAUD	23.528
15	15 C. STRINGHETTI	23.621
16	88 E. BURR	23.628
17	28 P. ANASTASI	23.727
18	85 J. MARTIN	24.046
19	66 K. HAND	24.296

1	9 E. ERCOLANI	28.018
2	80 G. MANSO	28.057
3	26 K. FONTAINHA	28.227
4	57 T. BUAPA	28.262
5	62 S. YAMANE	28.307
6	27 A. MAHENDRA	28.365
7	88 E. BURR	28.420
8	32 K. KEANKUM	28.469
9	19 D. JOULIN	28.472
10	92 E. PLAINDOUX	28.511
11	46 D. NOWAK	28.669
12	15 C. STRINGHETTI	28.677
13	35 M. KONUK	28.681
14	96 M. VICH	28.707
15	56 V. ARNAUD	28.819
16	37 J. BELAK	29.222
17	85 J. MARTIN	29.512
18	28 P. ANASTASI	29.792
19	66 K. HAND	30.197

1	26 K. FONTAINHA	26.357
2	9 E. ERCOLANI	26.570
3	80 G. MANSO	26.724
4	96 M. VICH	26.802
5	27 A. MAHENDRA	26.864
6	57 T. BUAPA	26.927
7	32 K. KEANKUM	26.946
8	19 D. JOULIN	26.973
9	88 E. BURR	27.119
10	92 E. PLAINDOUX	27.143
11	62 S. YAMANE	27.162
12	46 D. NOWAK	27.166
13	15 C. STRINGHETTI	27.361
14	56 V. ARNAUD	27.362
15	35 M. KONUK	27.516
16	37 J. BELAK	27.729
17	85 J. MARTIN	27.739
18	28 P. ANASTASI	28.030
19	66 K. HAND	28.063

1	26 K. FONTAINHA	26.938
2	96 M. VICH	27.091
3	9 E. ERCOLANI	27.150
4	32 K. KEANKUM	27.154
5	27 A. MAHENDRA	27.194
6	62 S. YAMANE	27.326
7	15 C. STRINGHETTI	27.328
8	80 G. MANSO	27.407
9	46 D. NOWAK	27.478
10	57 T. BUAPA	27.490
11	19 D. JOULIN	27.493
12	37 J. BELAK	27.610
13	88 E. BURR	27.617
14	35 M. KONUK	27.671
15	56 V. ARNAUD	27.710
16	85 J. MARTIN	27.806
17	92 E. PLAINDOUX	27.820
18	28 P. ANASTASI	28.018
19	66 K. HAND	29.089

30/06/2023

These data/results cannot be reproduced, stored and/or transmitted in whole or in part by any manner of electronic, mechanical, photocopying, recording, broadcasting or otherwise now known or herein after developed without the previous express consent by the copyright owner, except for reproduction in daily press and regular printed publications on sale to the public within 60 days of the event related to those data/results and always provided that copyright symbol appears together as follows below.

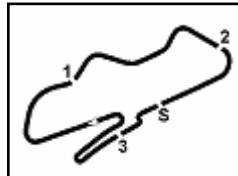
© DORNA WSBK ORGANIZATION Srl 2023

FICR PERUGIA TIMING





6.2

R3
731/04

Donington Park 4.023 m

Prosecco DOC UK Round, 30 June - 2 July 2023

Ideal Time Superpole

No.	Rider	Nat	Bike	Seg. 1	Seg. 2	Seg. 3	Seg. 4	Ideal Time		
				Diff. 1	Diff. 2	Diff. 3	Diff. 4	Best Lap	Pos.	Diff.
1	26 K. FONTAINHA	BRA	Yamaha R3	23.340 +0.261	28.227	26.357 +0.294	26.938	1'44.862 1'45.417	1	0.555
2	9 E. ERCOLANI	ITA	Yamaha R3	23.242 +0.298	28.018 +0.127	26.570	27.150 +0.206	1'44.980 1'45.611	3	0.631
3	80 G. MANSO	BRA	Yamaha R3	23.088 +0.194	28.057	26.724	27.407	1'45.276 1'45.470	2	0.194
4	27 A. MAHENDRA	INA	Yamaha R3	23.257 +0.125	28.365 +0.033	26.864 +0.170	27.194 +0.140	1'45.680 1'46.148	4	0.468
5	32 K. KEANKUM	THA	Yamaha R3	23.225	28.469 +0.313	26.946 +0.215	27.154	1'45.794 1'46.322	5	0.528
6	96 M. VICH	ESP	Yamaha R3	23.300 +0.068	28.707 +0.293	26.802 +0.121	27.091 +0.237	1'45.900 1'46.619	8	0.719
7	57 T. BUAPA	THA	Yamaha R3	23.327	28.262	26.927 +0.249	27.490 +0.146	1'46.006 1'46.401	6	0.395
8	62 S. YAMANE	JPN	Yamaha R3	23.279	28.307	27.162 +0.260	27.326 +0.085	1'46.074 1'46.419	7	0.345
9	19 D. JOULIN	FRA	Yamaha R3	23.441 +0.302	28.472 +0.373	26.973	27.493	1'46.379 1'47.054	10	0.675
10	46 D. NOWAK	POL	Yamaha R3	23.283	28.669 +0.044	27.166	27.478	1'46.596 1'46.640	9	0.044
11	92 E. PLAINDOUX	FRA	Yamaha R3	23.168 +0.332	28.511	27.143	27.820 +0.101	1'46.642 1'47.075	11	0.433
12	88 E. BURR	BRA	Yamaha R3	23.628	28.420	27.119 +0.418	27.617	1'46.784 1'47.202	13	0.418
13	15 C. STRINGHETTI	ITA	Yamaha R3	23.621 +0.073	28.677 +0.049	27.361 +0.027	27.328 +0.005	1'46.987 1'47.141	12	0.154
14	35 M. KONUK	TUR	Yamaha R3	23.416 +0.177	28.681 +0.292	27.516 +0.291	27.671	1'47.284 1'48.044	15	0.760
15	56 V. ARNAUD	FRA	Yamaha R3	23.528	28.819 +0.256	27.362	27.710 +0.277	1'47.419 1'47.952	14	0.533
16	37 J. BELAK	POL	Yamaha R3	23.505 +0.179	29.222	27.729 +0.202	27.610	1'48.066 1'48.447	16	0.381
17	85 J. MARTIN	AUS	Yamaha R3	24.046	29.512 +0.054	27.739 +0.058	27.806 +0.179	1'49.103 1'49.394	17	0.291
18	28 P. ANASTASI	SUI	Yamaha R3	23.727	29.792 +0.016	28.030 +0.125	28.018	1'49.567 1'49.708	18	0.141
19	66 K. HAND	GBR	Yamaha R3	24.296 +0.146	30.197	28.063	29.089 +0.120	1'51.645 1'51.911	19	0.266
Overall Ideal Time				23.088	28.018	26.357	26.938	1'44.401		

30/06/2023

These data/results cannot be reproduced, stored and/or transmitted in whole or in part by any manner of electronic, mechanical, photocopying, recording, broadcasting or otherwise now known or herein after developed without the previous express consent by the copyright owner, except for reproduction in daily press and regular printed publications on sale to the public within 60 days of the event related to those data/results and always provided that copyright symbol appears together as follows below.

© DORNA WSBK ORGANIZATION Srl 2023

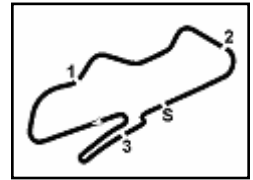
FICR PERUGIA TIMING





6.3

R3
731/04



Prosecco DOC UK Round, 30 June - 2 July 2023

Chronological Analysis Superpole

Donington Park 4.023 m

1 / 3

1° 26 K. FONTAINHA (1'45.417)

Lap	Seg.1	Seg.2	Seg.3	Seg.4	Lap Time	km/h	Local Time
1		31.638	35.877	28.469	89,4	13:32'26.059	
2	23.993	28.879	27.323	27.616	1'47.811	168,5	13:34'13.870
3	23.816	28.418	26.976	27.434	1'46.644	170,6	13:36'00.514
4	23.893	28.523	27.572	27.590	1'47.578	164,6	13:37'48.092
5	23.524	28.635	27.053	27.116	1'46.328	177,6	13:39'34.420
6	23.340	28.364	26.922	26.971	1'45.597	174,8	13:41'20.017
7	28.173	30.018	32.274	41.647	2'12.112P	127,2	13:43'32.129
8	2'02.969	29.907	29.522	27.882	3'30.280P	150,8	13:47'02.409
9	23.601	28.227	26.651	26.938	1'45.417	174,8	13:48'47.826
10	23.391	28.387	26.861	27.120	1'45.759	168,5	13:50'33.585
11	23.477	28.361	26.357	27.007	1'45.202C	175,0	13:52'18.787
12	26.891	29.259	27.226	27.921	1'51.297	169,3	13:54'10.084
13	23.726	30.599	29.434	33.569	1'57.328	162,7	13:56'07.412
14	24.950	30.154	31.209	30.157	1'56.470	140,6	13:58'03.882
15	23.888	29.174	29.076	33.905	1'56.043P	163,9	13:59'59.925

10	1'26.033	29.019	27.005	27.602	2'49.659P	170,6	13:52'21.442
11	23.444	28.542	26.864	27.763	1'46.613	172,8	13:54'08.055
12	27.543	31.507	29.271	34.079	2'02.400	163,4	13:56'10.455
13	23.985	28.660	28.619	30.057	1'51.321	166,4	13:58'01.776
14	24.004	29.436	32.283	33.764	1'59.487	133,0	14:00'01.263

5° 32 K. KEANKUM (1'46.322)

Lap	Seg.1	Seg.2	Seg.3	Seg.4	Lap Time	km/h	Local Time
1		31.712	35.898	28.393	79,3	13:32'26.466	
2	23.766	28.849	27.399	27.465	1'47.479	167,7	13:34'13.945
3	23.764	28.531	26.946	27.505	1'46.746	168,8	13:36'00.691
4	23.700	28.642	27.190	27.408	1'46.940	170,3	13:37'47.631
5	24.286	28.469	27.923	27.546	1'48.224	175,6	13:39'35.855
6	23.503	29.010	27.014	27.183	1'46.710	171,4	13:41'22.565
7	23.225	28.782	27.161	27.154	1'46.322	168,5	13:43'08.887
8	24.880	30.043	31.659	28.315	1'54.897	130,6	13:45'03.784
9	24.655	32.581	32.820	33.818	2'03.874	133,2	13:47'07.658
10	25.945	32.343	31.536	34.046	2'03.870	140,4	13:49'11.528
11	27.970	31.757	29.083	34.083	2'02.893P	160,0	13:51'14.421
12	1'23.371	32.654	30.587	28.278	2'54.890P	140,3	13:54'09.311
13	24.584	30.272	30.080	33.761	1'58.697C	159,1	13:56'08.008
14	24.697	30.491	28.688	29.976	1'53.852	168,0	13:58'01.860
15	24.134	29.403	32.278	34.094	1'59.909C	130,6	14:00'01.769

2° 80 G. MANSO (1'45.470)

Lap	Seg.1	Seg.2	Seg.3	Seg.4	Lap Time	km/h	Local Time
1		33.823	36.877	30.045	124,4	13:32'17.312	
2	23.929	29.009	27.674	27.761	1'48.373	169,8	13:34'05.685
3	23.715	28.508	27.527	27.517	1'47.267	165,6	13:35'52.952
4	23.389	28.990	28.529	28.565	1'49.473	152,3	13:37'42.425
5	23.282	28.057	26.724	27.407	1'45.470	173,9	13:39'27.895
6	23.476	29.513	31.222	30.690	1'54.901	136,0	13:41'22.796
7	23.088	29.442	30.767	46.675	2'09.972P	132,2	13:43'32.768
8	2'04.732	29.312	34.264	42.793	3'51.101P	110,7	13:47'23.869
9	23.330	28.419	32.828	45.483	2'10.060P	120,4	13:49'33.929
10	1'22.572	29.149	27.067	27.470	2'46.258P	173,6	13:52'20.187
11	23.175	29.065	27.098	29.207	1'48.545	175,0	13:54'08.732
12	26.412	31.142	28.378	33.836	1'59.768	168,2	13:56'08.500
13	24.094	30.268	28.937	32.320	1'55.619	170,1	13:58'04.119
14	23.564	29.034	28.842	28.559	1'49.999	162,4	13:59'54.118
15	24.129	29.132	28.208	27.720	1'49.189	166,7	14:01'43.307

6° 57 T. BUAPA (1'46.401)

Lap	Seg.1	Seg.2	Seg.3	Seg.4	Lap Time	km/h	Local Time
1		30.267	35.318	28.074	99,5	13:32'20.333	
2	23.552	28.858	27.235	27.490	1'47.135	173,4	13:34'07.468
3	23.429	28.987	27.312	27.901	1'47.629	170,9	13:35'55.097
4	23.396	28.596	27.589	27.803	1'47.384	175,0	13:37'42.481
5	23.327	28.262	27.176	27.636	1'46.401	173,9	13:39'28.882
6	23.889	29.686	29.379	30.403	1'53.357	157,2	13:41'22.239
7	23.551	29.733	30.268	43.892	2'07.444P	146,9	13:43'29.683
8	2'08.209	29.527	35.330	40.797	3'53.863P	104,4	13:47'23.546
9	23.724	28.833	27.678	46.830	2'07.065P	166,4	13:49'30.611
10	1'25.291	28.914	27.277	27.756	2'49.238P	168,2	13:52'19.849
11	23.558	28.907	26.927	29.063	1'48.455	175,3	13:54'08.304
12	27.724	31.714	29.219	34.312	2'02.969	161,9	13:56'11.273
13	24.130	29.412	28.510	29.522	1'51.574	168,5	13:58'02.847
14	23.771	29.199	31.521	29.717	1'54.208	143,8	13:59'57.055
15	24.260	29.369	28.755	30.335	1'52.719	166,2	14:01'49.774

3° 9 E. ERCOLANI (1'45.611)

Lap	Seg.1	Seg.2	Seg.3	Seg.4	Lap Time	km/h	Local Time
1		31.385	30.658	28.881	139,0	13:32'15.498	
2	24.005	29.022	27.428	27.682	1'48.137	171,7	13:34'03.635
3	23.593	28.311	27.230	28.032	1'47.166C	172,2	13:35'50.801
4	23.875	31.023	27.967	28.030	1'50.895	170,3	13:37'41.696
5	23.540	28.145	26.570	27.356	1'45.611	177,3	13:39'27.307
6	23.866	30.479	28.665	32.272	1'55.282P	166,9	13:41'22.589
7	2'10.680	31.834	29.700	28.402	3'40.616P	151,0	13:45'03.205
8	23.761	30.297	27.499	27.552	1'49.109C	168,5	13:46'52.314
9	23.543	28.174	27.403	30.099	1'49.219	172,5	13:48'41.533
10	23.242	28.018	27.977	27.192	1'46.429	170,1	13:50'27.962
11	23.605	28.810	27.436	27.150	1'47.001	166,7	13:52'14.963
12	24.146	30.845	28.064	32.544	1'55.599P	165,4	13:54'10.562
13	4'22.847	29.444	27.483	30.004	5'49.778P	168,0	14:00'00.340

7° 62 S. YAMANE (1'46.419)

Lap	Seg.1	Seg.2	Seg.3	Seg.4	Lap Time	km/h	Local Time
1		31.318	33.535	28.389	90,8	13:32'18.970	
2	23.879	29.218	27.657	27.453	1'48.207	169,8	13:34'07.177
3	23.314	30.119	27.162	27.588	1'48.183	179,1	13:35'55.360
4	23.628	28.869	27.724	27.718	1'47.939	174,8	13:37'43.299
5	23.489	28.656	27.675	27.636	1'47.456	169,8	13:39'30.755
6	23.548	28.695	27.455	29.045	1'48.743	172,8	13:41'19.498
7	30.013	32.436	27.386	27.481	1'57.316	173,1	13:43'16.814
8	23.600	30.437	28.070	27.326	1'49.433	168,2	13:45'06.247
9	23.818	28.870	27.231	27.541	1'47.460	171,7	13:46'53.707
10	23.279	28.307	27.422	27.411	1'46.419	171,2	13:48'40.126
11	23.324	28.719	28.646	29.283	1'49.972	166,2	13:50'30.098
12	23.526	29.424	27.360	27.429	1'47.739	171,7	13:52'17.837
13	23.567	30.158	27.339	32.245	1'53.309	172,0	13:54'11.146
14	29.598	40.541	36.856	45.085	2'32.080P	153,6	13:56'43.226
15	2'42.489	40.319	33.143	35.255	4'31.206P	157,2	14:01'14.432

4° 27 A. MAHENDRA (1'46.148)

Lap	Seg.1	Seg.2	Seg.3	Seg.4	Lap Time	km/h	Local Time
1		30.827	35.300	27.943	103,0	13:32'19.908	
2	23.859	28.707	27.295	27.194	1'47.055	173,1	13:34'06.963
3	23.382	28.398	27.034	27.334	1'46.148	173,1	13:35'53.111
4	23.257	29.054	27.333	27.454	1'47.098C	170,3	13:37'40.209
5	23.404	28.365	27.572	31.321	1'50.662	166,9	13:39'30.871
6	23.324	28.455	27.832	30.611	1'50.222	173,1	13:41'21.093
7	23.786	29.472	30.337	43.123	2'06.718CP	137,1	13:43'27.811
8	2'09.201	29.298	35.866	40.185	3'54.550P	113,1	13:47'22.361
9	24.015	30.584	31.220	43.603	2'09.422P	145,0	13:49'31.783

8° 96 M. VICH (1'46.619)

Lap	Seg.1	Seg.2	Seg.3	Seg.4	Lap Time	km/h	Local Time
-----	-------	-------	-------	-------	----------	------	------------

30/06/2023 P = Pits In/Out - C = Lap Time Cancelled

These data/results cannot be reproduced, stored and/or transmitted in whole or in part by any manner of electronic, mechanical, photocopying, recording, broadcasting or otherwise now known or herein after developed without the previous express consent by the copyright owner, except for reproduction in daily press and regular printed publications on sale to the public within 60 days of the event related to those data/results and always provided that copyright symbol appears together as follows below.

© DORNA WSBK ORGANIZATION Srl 2023

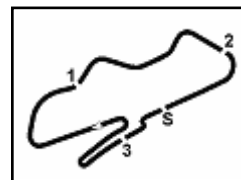
FICR PERUGIA TIMING





6.3

R3
731/04



Donington Park 4.023 m

Prosecco DOC UK Round, 30 June - 2 July 2023 Chronological Analysis Superpole

2 / 3

1		30.220	35.183	28.066		96,3	13:32'20.766
2	23.838	28.982	27.339	27.091	1'47.250	168,8	13:34'08.016
3	23.368	29.000	26.923	27.328	1'46.619	173,4	13:35'54.635
4	23.454	28.707	27.250	27.964	1'47.375	169,0	13:37'42.010
5	23.301	28.719	27.030	28.477	1'47.527	172,0	13:39'29.537
6	23.300	29.418	29.392	30.032	1'52.142	153,4	13:41'21.679
7	23.480	29.945	30.185	45.350	2'08.960P	129,0	13:43'30.639
8	2'07.089	29.464	35.210	40.528	3'52.291P	106,4	13:47'22.930
9	23.868	29.191	31.735	41.630	2'06.424P	133,0	13:49'29.354
10	1'25.404	29.144	27.037	28.709	2'50.294P	170,1	13:52'19.648
11	23.637	28.869	26.802	28.348	1'47.656	173,6	13:54'07.304
12	27.391	32.117	28.602	33.755	2'01.865	166,9	13:56'09.169
13	24.039	30.103	29.109	30.196	1'53.447	165,1	13:58'02.616
14	24.124	29.548	30.392	35.533	1'59.597	150,0	14:00'02.213

12° 15 C. STRINGHETTI (1'47.141)							
Lap	Seg.1	Seg.2	Seg.3	Seg.4	Lap Time	km/h	Local Time
1		32.535	31.621	28.795		165,1	13:32'11.779
2	23.902	29.198	27.806	27.605	1'48.511	167,4	13:34'00.290
3	23.724	28.795	28.202	27.573	1'48.294	171,7	13:35'48.584
4	23.726	28.761	27.383	27.376	1'47.246	168,8	13:37'35.830
5	23.940	28.845	27.893	27.573	1'48.251	167,4	13:39'24.081
6	23.752	28.677	27.397	27.366	1'47.192	168,2	13:41'11.273
7	23.660	28.797	27.387	33.973	1'53.817P	168,8	13:43'05.090
8	1'22.131	29.898	28.014	29.000	2'49.043P	168,5	13:45'54.133
9	23.810	28.756	27.361	27.328	1'47.255	168,0	13:47'41.388
10	23.694	28.726	27.388	27.333	1'47.141	169,0	13:49'28.529
11	23.621	30.431	28.323	28.000	1'50.375	166,7	13:51'18.904
12	23.872	30.686	28.075	35.025	1'57.658CP	167,7	13:53'16.562
13	1'20.391	33.226	29.211	33.481	2'56.309P	168,5	13:56'12.871
14	24.210	29.712	27.933	28.718	1'50.573	170,6	13:58'03.444
15	23.653	29.383	29.690	32.138	1'54.864	161,4	13:59'58.308
16	23.899	29.062	28.262	28.460	1'49.683	170,1	14:01'47.991

9° 46 D. NOWAK (1'46.640)							
Lap	Seg.1	Seg.2	Seg.3	Seg.4	Lap Time	km/h	Local Time
1		33.559	31.399	30.829		159,5	13:32'12.774
2	23.743	30.005	28.025	27.582	1'49.355	167,4	13:34'02.129
3	23.664	29.007	27.550	29.249	1'49.470	171,7	13:35'51.599
4	24.098	28.916	27.420	28.379	1'48.813	173,1	13:37'40.412
5	23.439	28.711	27.216	27.923	1'47.289	176,2	13:39'27.701
6	23.622	30.486	29.123	28.895	1'52.126	151,3	13:41'19.827
7	23.644	30.392	29.382	28.291	1'51.709	156,1	13:43'11.536
8	23.398	28.794	27.962	30.711	1'50.865C	170,6	13:45'02.401
9	23.484	29.524	27.863	27.870	1'48.741C	163,9	13:46'51.142
10	23.534	28.669	27.965	27.800	1'47.968	170,9	13:48'39.110
11	23.460	29.136	29.015	29.769	1'51.380C	161,0	13:50'30.490
12	23.283	28.713	27.166	27.478	1'46.640	175,0	13:52'17.130
13	23.480	29.512	27.683	27.788	1'48.463	171,4	13:54'05.593
14	23.881	29.479	28.203	27.910	1'49.473	166,2	13:55'55.066
15	23.739	29.334	27.888	27.626	1'48.587	168,5	13:57'43.653
16	23.726	29.322	28.089	27.495	1'48.632	166,9	13:59'32.285
17	23.684	29.083	27.746	27.514	1'48.027	169,3	14:01'20.312

13° 88 E. BURR (1'47.202)							
Lap	Seg.1	Seg.2	Seg.3	Seg.4	Lap Time	km/h	Local Time
1		30.480	35.000	28.569		101,9	13:32'22.732
2	24.084	29.153	27.577	27.811	1'48.625	167,7	13:34'11.357
3	24.033	28.865	27.359	28.040	1'48.297	168,2	13:35'59.654
4	24.010	29.231	27.830	27.870	1'48.941	167,2	13:37'48.595
5	23.628	28.420	27.537	27.617	1'47.202	176,8	13:39'35.797
6	23.763	29.103	27.130	27.981	1'47.977	178,5	13:41'23.774
7	23.690	28.736	27.119	27.831	1'47.376	166,4	13:43'11.150
8	23.922	29.002	32.381	32.449	1'57.754CP	156,1	13:45'08.904
9	2'11.646	30.779	29.772	28.300	3'40.497P	148,1	13:48'49.401
10	23.771	29.003	27.293	27.728	1'47.795	168,8	13:50'37.196
11	23.984	29.050	27.269	27.823	1'48.126	167,2	13:52'25.322
12	23.788	28.934	27.311	33.593	1'53.626P	169,3	13:54'18.948
13	4'47.436	33.548	30.698	30.418	6'22.100P	161,7	14:00'41.048

10° 19 D. JOULIN (1'47.054)							
Lap	Seg.1	Seg.2	Seg.3	Seg.4	Lap Time	km/h	Local Time
1		33.057	30.664	32.514		160,2	13:32'13.955
2	24.459	29.737	27.429	27.881	1'49.506	169,0	13:34'03.461
3	23.881	28.472	27.055	28.623	1'48.031C	176,2	13:35'51.492
4	23.616	29.075	27.606	28.182	1'48.479	167,2	13:37'39.971
5	23.761	28.716	27.081	27.900	1'47.458	173,9	13:39'27.429
6	24.089	29.870	28.889	33.202	1'56.050CP	161,9	13:41'23.479
7	2'09.452	30.143	30.442	29.279	3'39.316P	143,8	13:45'02.795
8	24.049	30.740	27.537	27.735	1'50.061	167,4	13:46'52.856
9	23.743	28.845	26.973	27.493	1'47.054	175,6	13:48'39.910
10	23.633	28.924	28.660	27.886	1'49.103C	169,3	13:50'29.013
11	23.441	29.115	27.465	27.588	1'47.609	173,4	13:52'16.622
12	24.116	29.718	27.920	29.035	1'50.789C	170,9	13:54'07.411
13	24.809	31.579	29.819	37.753	2'03.960P	161,9	13:56'11.371
14	3'55.955	32.574	29.676	32.684	5'30.889P	162,7	14:01'42.260

14° 56 V. ARNAUD (1'47.952)							
Lap	Seg.1	Seg.2	Seg.3	Seg.4	Lap Time	km/h	Local Time
1		31.191	29.419	30.612		162,7	13:32'00.298
2	24.318	29.797	28.968	29.389	1'52.472	163,9	13:33'52.770
3	24.193	29.386	28.525	28.624	1'50.728	164,6	13:35'43.498
4	24.033	29.341	33.356	28.490	1'55.220	103,2	13:37'38.718
5	24.370	29.493	27.763	28.261	1'49.887	171,7	13:39'28.605
6	23.673	29.760	27.837	28.271	1'49.541	170,9	13:41'18.146
7	26.684	29.818	28.146	29.160	1'53.808	168,8	13:43'11.954
8	23.730	28.819	28.254	29.224	1'50.027	167,2	13:45'01.981
9	23.998	29.300	27.696	27.710	1'48.704	166,7	13:46'50.685
10	23.680	28.856	27.720	27.760	1'48.016	169,0	13:48'38.701
11	24.052	29.115	29.516	28.160	1'50.843	153,8	13:50'29.544
12	23.528	29.075	27.362	27.987	1'47.952	172,8	13:52'17.496
13	23.597	29.854	27.516	33.135	1'54.102P	172,2	13:54'11.598
14	5'32.140	33.139	30.725	29.732	7'05.736P	161,2	14:01'17.334

11° 92 E. PLAINDOUX (1'47.075)							
Lap	Seg.1	Seg.2	Seg.3	Seg.4	Lap Time	km/h	Local Time
1		33.624	36.588	30.138		118,4	13:32'17.665
2	24.124	29.187	27.670	28.279	1'49.260	170,6	13:34'06.925
3	23.881	29.874	27.728	28.104	1'49.587	175,6	13:35'56.512
4	23.638	28.708	27.918	28.382	1'48.646	176,2	13:37'45.158
5	24.058	28.629	27.326	27.978	1'47.991	172,0	13:39'33.149
6	23.711	28.730	27.372	30.393	1'50.206	170,3	13:41'23.355
7	23.585	28.758	30.581	47.108	2'10.032CP	131,7	13:43'33.387
8	1'54.743	29.639	27.844	27.989	3'20.215P	166,4	13:46'53.602
9	23.500	28.511	27.143	27.921	1'47.075	176,5	13:48'40.677

15° 35 M. KONUK (1'48.044)							
Lap	Seg.1	Seg.2	Seg.3	Seg.4	Lap Time	km/h	Local Time
1		32.551	31.840	30.717		162,4	13:32'13.577
2	24.528	30.946	28.067	28.563	1'52.104	172,0	13:34'05.681
3	24.081	29.006	27.893	28.458	1'49.438	171,7	13:35'55.119
4	24.063	29.023	28.536	28.582	1'50.204	175,3	13:37'45.323
5	24.745	29.515	27.537	27.829	1'49.626	173,9	13:39'34.949
6	23.638	29.978	27.615	28.044	1'49.275	174,8	13:41'24.224
7	23.575	28.681	27.681	28.130	1'48.067	171,4	13:43'12.291

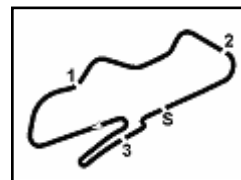
30/06/2023 P = Pits In/Out - C = Lap Time Cancelled

These data/results cannot be reproduced, stored and/or transmitted in whole or in part by any manner of electronic, mechanical, photocopying, recording, broadcasting or otherwise now known or herein after developed without the previous express consent by the copyright owner, except for reproduction in daily press and regular printed publications on sale to the public within 60 days of the event related to those data/results and always provided that copyright symbol appears together as follows below.

© DORNA WSBK ORGANIZATION Srl 2023

FICR PERUGIA TIMING



**6.3****R3**
731/04

Donington Park 4.023 m

3 / 3**Prosecco DOC UK Round, 30 June - 2 July 2023**
Chronological Analysis Superpole

8	23.593	28.973	27.807	27.671	1'48.044	173,1	13:45'00.335	5	24.847	30.207	28.138	29.391	1'52.583	175,6	13:39'37.470
9	23.890	29.373	28.007	28.137	1'49.407	166,2	13:46'49.742	6	24.442	30.197	28.063	29.209	1'51.911	173,6	13:41'29.381
10	23.902	29.246	28.396	28.247	1'49.791	165,1	13:48'39.533	7	24.489	30.431	28.338	29.302	1'52.560	171,2	13:43'21.941
11	23.416	28.947	28.774	27.771	1'48.908	167,7	13:50'28.441	8	24.422	30.438	28.582	29.347	1'52.789	168,8	13:45'14.730
12	23.763	29.261	27.516	28.020	1'48.560	168,8	13:52'17.001	9	24.422	30.271	28.374	29.118	1'52.185	169,3	13:47'06.915
13	23.879	29.458	27.798	33.826	1'54.961P	172,8	13:54'11.962	10	24.828	30.669	28.648	29.491	1'53.636	167,4	13:49'00.551
14	5'13.005	35.111	29.973	31.031	6'49.120P	158,1	14:01'01.082	11	24.398	30.341	28.667	29.089	1'52.495	167,2	13:50'53.046
								12	24.296	30.505	29.130	37.089	2'01.020CP	167,2	13:52'54.066

16° 37 J. BELAK (1'48.447)

Lap	Seg.1	Seg.2	Seg.3	Seg.4	Lap Time	km/h	Local Time
1		33.500	32.174	30.056		162,2	13:32'13.738
2	24.075	30.751	28.402	28.947	1'52.175	171,7	13:34'05.913
3	24.182	30.301	28.149	28.169	1'50.801	173,9	13:35'56.714
4	23.985	29.702	27.883	27.982	1'49.552	170,9	13:37'46.266
5	24.101	29.815	28.558	28.775	1'51.249	168,8	13:39'37.515
6	24.140	29.931	27.729	28.040	1'49.840	171,7	13:41'27.355
7	24.004	29.865	27.887	28.806	1'50.562	171,7	13:43'17.917
8	23.578	29.713	28.777	27.883	1'49.951	174,2	13:45'07.868
9	23.836	29.758	29.166	28.693	1'51.453	167,2	13:46'59.321
10	23.859	29.618	29.214	27.758	1'50.449	160,7	13:48'49.770
11	23.684	29.222	27.931	27.610	1'48.447	170,1	13:50'38.217
12	23.505	29.672	27.821	28.001	1'48.999	172,5	13:52'27.216
13	23.925	29.780	28.140	37.493	1'59.338P	169,3	13:54'26.554

17° 85 J. MARTIN (1'49.394)

Lap	Seg.1	Seg.2	Seg.3	Seg.4	Lap Time	km/h	Local Time
1		33.252	31.661	29.589		159,1	13:32'12.025
2	24.591	30.342	28.488	28.557	1'51.978	165,6	13:34'04.003
3	24.324	29.598	27.901	28.107	1'49.930	169,5	13:35'53.933
4	24.201	29.635	28.088	29.016	1'50.940	171,2	13:37'44.873
5	24.610	29.671	28.211	28.467	1'50.959	166,9	13:39'35.832
6	24.684	29.791	27.739	27.979	1'50.193	169,3	13:41'26.025
7	24.237	29.512	27.992	28.285	1'50.026	172,0	13:43'16.051
8	24.172	30.464	28.588	27.881	1'51.105	167,2	13:45'07.156
9	24.237	29.616	28.289	27.907	1'50.049C	166,7	13:46'57.205
10	24.243	29.561	28.262	27.806	1'49.872	165,1	13:48'47.077
11	24.314	29.736	28.338	27.892	1'50.280	164,9	13:50'37.357
12	24.046	29.566	27.797	27.985	1'49.394	167,4	13:52'26.751
13	24.487	30.049	29.337	37.376	2'01.249P	168,5	13:54'28.000
14	4'21.806	32.793	29.743	29.327	5'53.669P	161,4	14:00'21.669

18° 28 P. ANASTASI (1'49.708)

Lap	Seg.1	Seg.2	Seg.3	Seg.4	Lap Time	km/h	Local Time
1		31.771	29.635	29.956		163,9	13:32'02.410
2	24.645	30.820	29.028	29.883	1'54.376	166,4	13:33'56.786
3	24.449	31.089	29.525	29.511	1'54.574	164,4	13:35'51.360
4	24.476	30.481	28.269	28.573	1'51.799	168,5	13:37'43.159
5	23.975	29.846	28.652	28.603	1'51.076	166,7	13:39'34.235
6	24.167	30.646	28.030	28.227	1'51.070	173,1	13:41'25.305
7	24.058	30.015	28.190	28.383	1'50.646	169,8	13:43'15.951
8	24.189	30.395	28.917	28.234	1'51.735	166,7	13:45'07.686
9	24.121	30.181	28.161	28.623	1'51.086	172,2	13:46'58.772
10	24.016	29.792	28.201	28.361	1'50.370	167,7	13:48'49.142
11	23.727	29.808	28.155	28.018	1'49.708	172,8	13:50'38.850
12	23.751	30.141	28.469	29.014	1'51.375	168,2	13:52'30.225
13	24.025	30.135	28.519	36.337	1'59.016P	167,4	13:54'29.241

19° 66 K. HAND (1'51.911)

Lap	Seg.1	Seg.2	Seg.3	Seg.4	Lap Time	km/h	Local Time
1		32.132	29.454	30.951		168,8	13:32'01.317
2	24.594	31.006	29.399	30.314	1'55.313	167,2	13:33'56.630
3	24.915	31.052	29.041	30.078	1'55.086	168,5	13:35'51.716
4	24.378	30.674	28.722	29.397	1'53.171	173,1	13:37'44.887

30/06/2023 P = Pits In/Out - C = Lap Time Cancelled

These data/results cannot be reproduced, stored and/or transmitted in whole or in part by any manner of electronic, mechanical, photocopying, recording, broadcasting or otherwise now known or herein after developed without the previous express consent by the copyright owner, except for reproduction in daily press and regular printed publications on sale to the public within 60 days of the event related to those data/results and always provided that copyright symbol appears together as follows below.

© DORNA WSBK ORGANIZATION Srl 2023

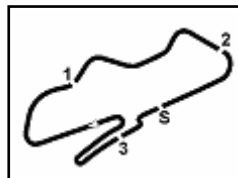
FICR PERUGIA TIMING





6.4

R3
731/04



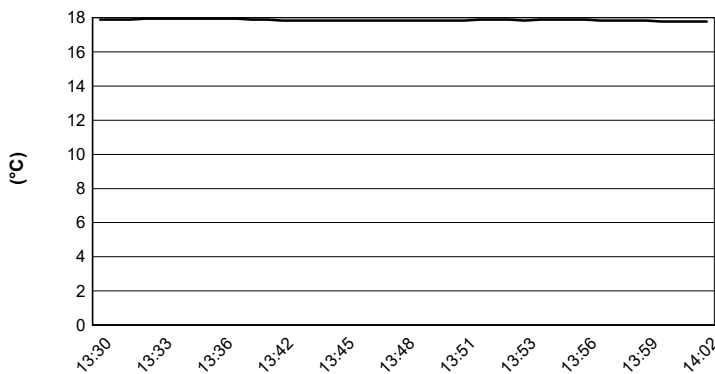
Donington Park 4.023 m

Prosecco DOC UK Round, 30 June - 2 July 2023

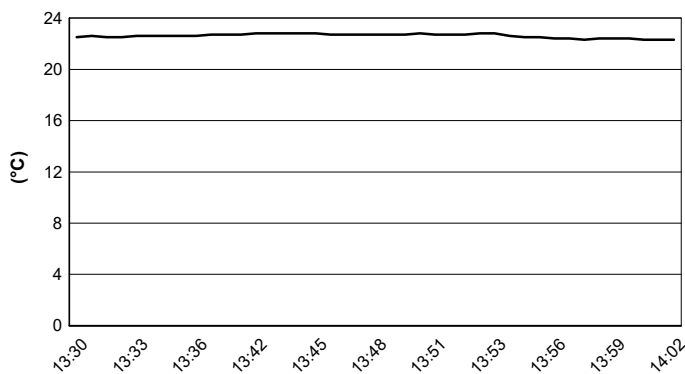
Weather Report Superpole

Session started 13:30 - Session ended 14:02

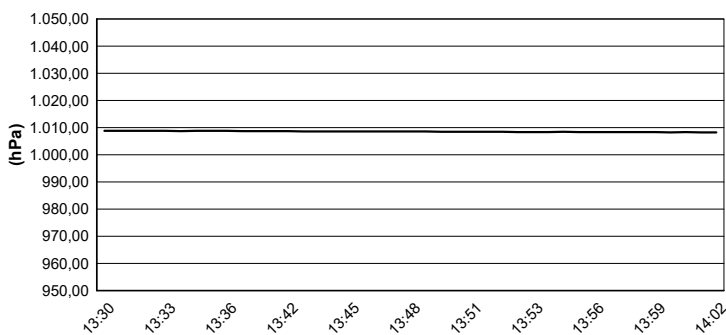
Air Temperature



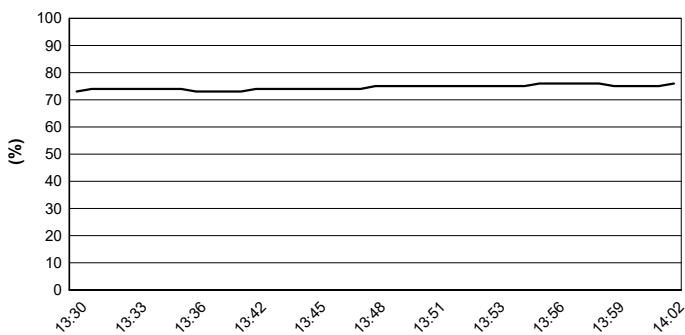
Track Temperature



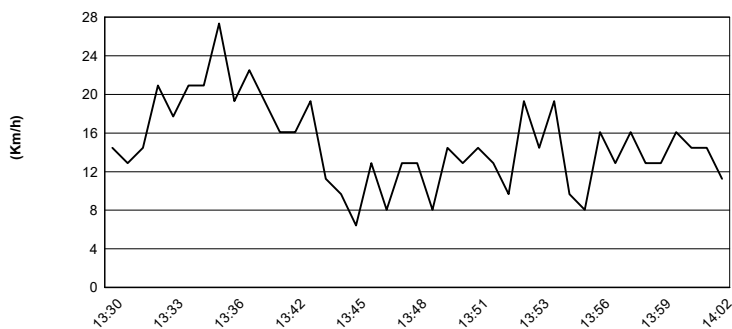
Air Pressure



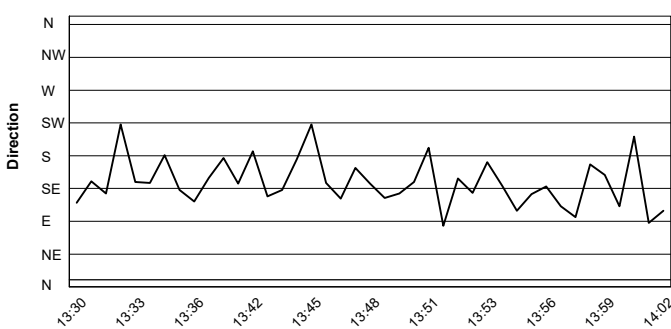
Humidity



Wind Speed



Wind Direction



30/06/2023

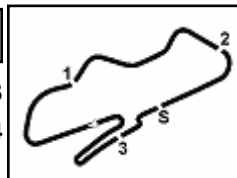
These data/results cannot be reproduced, stored and/or transmitted in whole or in part by any manner of electronic, mechanical, photocopying, recording, broadcasting or otherwise now known or herein after developed without the previous express consent by the copyright owner, except for reproduction in daily press and regular printed publications on sale to the public within 60 days of the event related to those data/results and always provided that copyright symbol appears together as follows below.

© DORNA WSBK ORGANIZATION Srl 2023





6.5

R3
731/04

Donington Park 4.023 m

Prosecco DOC UK Round, 30 June - 2 July 2023

Best Lap & Speed

No.	Rider Bike	Nat	Best Lap		FP		SP											
			LL	SPD	LL	SPD	LL	SPD										
1	26 K. FONTAINHA Yamaha R3	BRA	1'45.417	177,6	146.245	173,3	1'45.417	177,6										
2	80 G. MANSO Yamaha R3	BRA	1'45.470	175,0	146.612	170,8	1'45.470	175,0										
3	9 E. ERCOLANI Yamaha R3	ITA	1'45.611	177,3	146.552	172,8	1'45.611	177,3										
4	27 A. MAHENDRA Yamaha R3	INA	1'46.148	173,3	146.216	173,3	1'46.148	173,0										
5	32 K. KEANKUM Yamaha R3	THA	1'46.322	177,9	146.864	177,9	1'46.322	175,6										
6	57 T. BUAPA Yamaha R3	THA	1'46.401	177,9	147.328	177,9	1'46.401	175,3										
7	96 M. VICH Yamaha R3	ESP	1'46.405	179,7	146.405	179,7	1'46.619	173,6										
8	62 S. YAMANE Yamaha R3	JPN	1'46.419	179,1	147.951	174,4	1'46.419	179,1										
9	46 D. NOWAK Yamaha R3	POL	1'46.640	178,2	146.992	178,2	1'46.640	176,1										
10	88 E. BURR Yamaha R3	BRA	1'46.659	178,5	146.659	176,7	1'47.202	178,5										
11	15 C. STRINGHETTI Yamaha R3	ITA	1'46.977	172,5	146.977	172,5	1'47.141	171,7										
12	19 D. JOULIN Yamaha R3	FRA	1'47.054	176,1	147.074	174,7	1'47.054	176,1										
13	92 E. PLAINDOUX Yamaha R3	FRA	1'47.075	176,4	148.084	172,5	1'47.075	176,4										
14	56 V. ARNAUD Yamaha R3	FRA	1'47.952	172,8	148.764	169,8	1'47.952	172,8										
15	35 M. KONUK Yamaha R3	TUR	1'48.044	175,3	148.890	173,6	1'48.044	175,3										
16	37 J. BELAK Yamaha R3	POL	1'48.447	174,1	150.181	170,3	1'48.447	174,1										
17	85 J. MARTIN Yamaha R3	AUS	1'49.394	171,9	152.254	170,8	1'49.394	171,9										
18	28 P. ANASTASI Yamaha R3	SUI	1'49.708	173,0	152.202	168,4	1'49.708	173,0										
19	66 K. HAND Yamaha R3	GBR	1'51.911	175,6	152.649	171,9	1'51.911	175,6										

30/06/2023

These data/results cannot be reproduced, stored and/or transmitted in whole or in part by any manner of electronic, mechanical, photocopying, recording, broadcasting or otherwise now known or herein after developed without the previous express consent by the copyright owner, except for reproduction in daily press and regular printed publications on sale to the public within 60 days of the event related to those data/results and always provided that copyright symbol appears together as follows below.

© DORNA WSBK ORGANIZATION Srl 2023

FICR PERUGIA TIMING

