

Pirelli Emilia-Romagna Round, 2-4 June 2023

Results Tissot Superpole Race

Laps 7 = 29,582 Km - Time of Race 10'59.497 - Avg. 161,479 km/h

1 / 2

Pos	Grid	No. Rider	Nat	Team	Bike	Class	LL	Int.	Gap	Rel.	Fastest Lap	Speed	Qualifying	Speed
1	1	1 A. BAUTISTA	ESP	Aruba.it Racing - Ducati	Ducati Panigale V4R		7	FL			1'33.221	279,8	1'33.017	281,3
2	2	54 T. RAZGATLIOGLU	TUR	Pata Yamaha Prometeon WorldSBK	Yamaha YZF R1		7	FL	0.101	0.101	1'33.174	272,0	1'33.182	274,1
3	3	21 M. RINALDI	ITA	Aruba.it Racing - Ducati	Ducati Panigale V4R		7	FL	0.738	0.637	1'33.410	276,2	1'33.266	274,8
4	5	47 A. BASSANI	ITA	Motocorsa Racing	Ducati Panigale V4R	IND	7	FL	2.239	1.501	1'33.532	276,9	1'33.430	275,5
5	6	65 J. REA	GBR	Kawasaki Racing Team WorldSBK	Kawasaki ZX-10RR		7	FL	2.490	0.251	1'33.589	276,2	1'33.578	271,4
6	10	22 A. LOWES	GBR	Kawasaki Racing Team WorldSBK	Kawasaki ZX-10RR		7	FL	3.955	1.465	1'33.831	274,1	1'34.016	272,0
7	11	55 A. LOCATELLI	ITA	Pata Yamaha Prometeon WorldSBK	Yamaha YZF R1		6	I3.1	1 Lap	1 Lap	1'34.189	275,5	1'34.065	274,1
8	16	97 X. VIERGE	ESP	Team HRC	Honda CBR1000 RR-R		6	I3.1	1 Lap	0.323	1'33.865	278,4	1'34.434	274,1
9	14	31 G. GERLOFF	USA	Bonovo Action BMW	BMW M1000 RR	IND	6	I3.1	1 Lap	1.846	1'34.064	276,2	1'34.268	273,4
10	13	5 P. OETTL	GER	Team GoEleven	Ducati Panigale V4R	IND	6	I3.1	1 Lap	1.676	1'34.354	275,5	1'34.264	274,8
11	12	45 S. REDDING	GBR	ROKIT BMW Motorrad WorldSBK Team	BMW M1000 RR		6	I3.1	1 Lap	1.188	1'34.797	274,8	1'34.134	274,1
12	17	34 L. BALDASSARRI	ITA	GMT94 Yamaha	Yamaha YZF R1	IND	6	I3.1	1 Lap	0.282	1'34.717	270,0	1'34.446	268,0
13	19	76 L. BAZ	FRA	Bonovo Action BMW	BMW M1000 RR	IND	6	I3.1	1 Lap	0.587	1'34.529	270,0	1'34.522	270,7
14	15	28 B. RAY	GBR	Yamaha Motoxrcing WorldSBK Team	Yamaha YZF R1	IND	6	I3.1	1 Lap	5.350	1'35.003	272,7	1'34.371	267,3
15	20	35 H. SYAHRIN	MAS	PETRONAS MIE Racing Honda Team	Honda CBR1000 RR-R	IND	6	I3	1 Lap	1 Sector	1'35.464	271,4	1'35.247	271,4
16	22	53 T. RABAT	ESP	Kawasaki Puccetti Racing	Kawasaki ZX-10RR	IND	6	I3	1 Lap	4.081	1'35.533	272,0	1'36.025	270,0
17	23	32 I. VINALES	ESP	TPR by Vinales Racing	Kawasaki ZX-10RR	IND	6	I3	1 Lap	0.236	1'36.177	263,4	1'36.350	264,1
18	24	70 L. VITALI	ITA	Orelac Racing MOVISIO	Kawasaki ZX-10RR	IND	6	I3	1 Lap	0.323	1'36.155	267,3	1'36.630	263,4
19	25	88 R. MIZUNO	JPN	PETRONAS MIE Racing Honda Team	Honda CBR1000 RR-R	IND	6	I3	1 Lap	1.310	1'36.270	269,3	1'37.246	270,7
20	18	66 T. SYKES	GBR	ROKIT BMW Motorrad WorldSBK Team	BMW M1000 RR		6	I2.1	1 Lap	1 Sector	1'34.657	274,8	1'34.494	272,0
21	7	77 D. AEGERTER	SUI	GYTR GRT Yamaha WorldSBK Team	Yamaha YZF R1	IND	6	SPD	1 Lap	1 Sector	1'35.440	266,0	1'33.821	272,0
-----Not Classified-----														
NC	8	7 I. LECUONA	ESP	Team HRC	Honda CBR1000 RR-R		6				1'34.137	274,8	1'33.830	273,4
NC	4	9 D. PETRUCCI	ITA	Barni Spark Racing Team	Ducati Panigale V4R	IND	6				1'33.794	274,8	1'33.403	274,1
RET	21	16 G. RUIU	ITA	Bmax Racing	BMW M1000 RR	IND	0						1'35.796	265,4
RET	9	87 R. GARDNER	AUS	GYTR GRT Yamaha WorldSBK Team	Yamaha YZF R1	IND	0						1'33.997	270,7

AIR	Humidity:	69%	Temp:	23°C
TRACK	Condition:	Dry	Temp:	37°C

Records	Pole [SP]	2023	A.Bautista	1'33.017	163,557 Km/h
	Race [SPRC]	2022	T.Razgatlioglu	1'33.722	162,327 Km/h
	All Times [SP]	2023	A.Bautista	1'33.017	163,557 Km/h
Race Fastest Lap	[New Record]	Lap 4	T.Razgatlioglu	1'33.174	163,282 Km/h

LAP LEADERS					
No. Rider	From	To	Laps	Total	
54 T. RAZGATLIOGLU	1	2	2		
1 A. BAUTISTA	3	4	2		
54 T. RAZGATLIOGLU	5	6	2	4	
1 A. BAUTISTA	7	7	1	3	

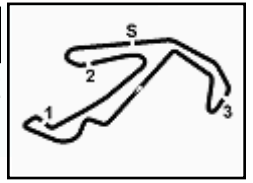
TOTAL LEADER LAPS		
No. Rider	Laps	
1 A. BAUTISTA	175	
54 T. RAZGATLIOGLU	17	
65 J. REA	17	
21 M. RINALDI	12	

Start 11:00 End 11:14 The results are provisional until the end of the time limit for protests and appeals and the completion of the technical checks.

04/06/2023

These data/results cannot be reproduced, stored and/or transmitted in whole or in part by any manner of electronic, mechanical, photocopying, recording, broadcasting or otherwise now known or herein after developed without the previous express consent by the copyright owner, except for reproduction in daily press and regular printed publications on sale to the public within 60 days of the event related to those data/results and always provided that copyright symbol appears together as follows below.

© DORNA WSBK ORGANIZATION Srl 2023



Pirelli Emilia-Romagna Round, 2-4 June 2023
Results Tissot Superpole Race

Race Highlights

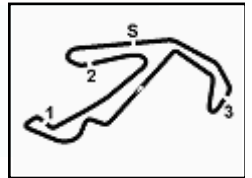
Time	No. Rider	Description
10.45.05		Sighting Lap Started
10.57.53		Warm-up Lap Started
11.00.27		Start
11.00.43	87 R. GARDNER	Crashed - Turn 2
11.00.44	77 D. AEGERTER	Crashed - Turn 2
11.00.47	16 G. RUIU	Entered Pits
11.00.50	77 D. AEGERTER	Re-joined
11.01.04		Incident in turn 2 under investigation
11.01.34	87 R. GARDNER	Not Actively Competing
11.02.05	16 G. RUIU	Not Active - Didn't take the start and 1st lap is completed
11.02.53	87 R. GARDNER	Medical Centre
11.03.01		No Jump Starts
11.04.28	9 D. PETRUCCI	Long Lap Penalty - Irresponsible Riding
11.05.47	66 T. SYKES	Crashed - Turn 4
11.05.53	66 T. SYKES	Re-joined
11.06.54		New Best Race Lap
11.07.28	9 D. PETRUCCI	LLP Completed
11.10.38	7 I. LECUONA	Crashed - Turn 8
11.10.38	9 D. PETRUCCI	Crashed - Turn 8
11.11.20		RED FLAG
11.12.45		Podium Confirmed
11.13.17		Incident between 7 and 9 in turn 8 under investigation
11.14.12	9 D. PETRUCCI	Out
11.14.15	7 I. LECUONA	Out
11.14.26	9 D. PETRUCCI	Not Classified
11.14.31	7 I. LECUONA	Not Classified
11.14.43		End Of Session
11.15.48	7 I. LECUONA	Medical Centre
11.15.53	9 D. PETRUCCI	Medical Centre

Start End The results are provisional until the end of the time limit for protests and appeals and the completion of the technical checks.

04/06/2023 11:00 11:14

These data/results cannot be reproduced, stored and/or transmitted in whole or in part by any manner of electronic, mechanical, photocopying, recording, broadcasting or otherwise now known or herein after developed without the previous express consent by the copyright owner, except for reproduction in daily press and regular printed publications on sale to the public within 60 days of the event related to those data/results and always provided that copyright symbol appears together as follows below.

© DORNA WSBK ORGANIZATION Srl 2023



Pirelli Emilia-Romagna Round, 2-4 June 2023 Championship Standings

Misano Circuit Sic 58 4.226 m

1 / 2

	Points	Points From First	Points From Previous	February 26 PHILLIP ISLAND	March 5 MANDALIKA	April 23 ASSEN	May 7 BARCELONA	June 4 MISANO	July 2 DONINGTON PARK	July 16 IMOLA	July 30 MOST	September 10 MAGNY-COURS	September 24 ARAGON	October 1 PORTIMAO	October 15 VILLICUM				
1 BAUTISTA Alvaro (ESP)	273			25 25 12	25 25 12	25 25 12	25 25 12	25 12											
2 RAZGATLIOGLU Toprak (TUR)	192	81		16 7	20 20 12	16 20 7	20 20 9	16 9											
3 LOCATELLI Andrea (ITA)	140	133	52	13 16 5	16 11 9	13 16 5	13 9 7	4 3											
4 REA Jonathan (GBR)	116	157	24	20 8 3	7 6	20 9	16 11 11	11 5											
5 BASSANI Axel (ITA)	110	163	6	11 13 1	13 8 5	11 11 4	9 5 13	13 6											
6 RINALDI Michael Ruben (ITA)	99	174	11	2 20 9	13 3	1 6 1	16 20 2	20 7											
7 AEGERTER Dominique (SUI)	83	190	16	3 9 3	8 4 4	10 13 3	11 8 4	10											
8 VIERGE Xavi (ESP)	76	197	7	9 5 4	9 16 4	5 1	8 10 1	6 2											
9 LOWES Alex (GBR)	75	198	1	6 7	6 3 7	9 7 6	13 9 5	9 4											
10 LECUONA Iker (ESP)	64	209	11	10 10 2	4 7		10 7 6	8											
11 PETRUCCI Danilo (ITA)	55	218	9	8 7 4	11 10 3	7 8 2	4 5												
12 GARDNER Remy (AUS)	53	220	2	4 6 9	9 8	8 10 6	6 3 7												
13 GERLOFF Garrett (USA)	43	230	10	6 2 3	2 5 4	4 4 7	6 3 3	3 1											
14 DETTL Philipp (GER)	39	234	4	5 11 4	3 6	2 5 6	5 2 9	2 5											
15 REDDING Scott (GBR)	39	234	0	7 3 1	6 1	6 9 2	5												
16 VAN DER MARK Michael (NED)	19	254	20	4 2	10 2	3													
17 BAZ Loris (FRA)	9	264	10	1 5			3												
18 BALDASSARRI Lorenzo (ITA)	7	266	2		1 2 1	3		1											
19 SYAHRIN Hafizh (MAS)	6	267	1	1		2	2												
20 RAY Bradley (GBR)	5	268	1				4	1											
21 LOPES Ivo Miguel (POR)	1	272	4				1												
22 SYKES Tom (GBR)	1	272	0			1													

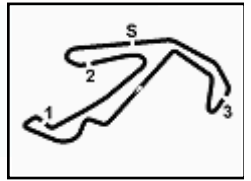
04/06/2023

These data/results cannot be reproduced, stored and/or transmitted in whole or in part by any manner of electronic, mechanical, photocopying, recording, broadcasting or otherwise now known or herein after developed without the previous express consent by the copyright owner, except for reproduction in daily press and regular printed publications on sale to the public within 60 days of the event related to those data/results and always provided that copyright symbol appears together as follows below.

© DORNA WSBK ORGANIZATION Srl 2023

FICR PERUGIA TIMING





Pirelli Emilia-Romagna Round, 2-4 June 2023 Championship Standings

Points	Points From First	Points From Previous	Independent Riders															
			February 26 PHILIP ISLAND	March 5 MANDALIKA	April 23 ASSEN	May 7 BARCELONA	June 4 MISANO	July 2 DONINGTON PARK	July 16 IMOLA	July 30 MOST	September 10 MAGNY-COURS	September 24 ARAGON	October 1 PORTIMAO	October 15 VILLICUM				
1 BASSANI Axel [ITA]	110		11 1	13 5	8 4	11 4	11 4	9 6	5 6	13 6								
2 AEGERTER Dominique [SU]	83 27		3 9	8 4	10 3	13 3	11 4	8 4	10 4									
3 PETRUCCI Danilo [ITA]	55 55 28		8 7	11 10	7 8			4 4										
4 GARDNER Remy [AUS]	53 57 2		4 6	9 9	8 10	6 3	7 7											
5 GERLOFF Garrett [USA]	43 67 10		6 2	2 5	4 4	7 3	6 1	3 1										
6 QETTL Philipp [GER]	39 71 4		5 4	11 4	3 3	2 5	5 2	2 2										
7 BAZ Loris [FRA]	9 101 30		1 5			3 3												
8 BALDASSARRI Lorenzo [ITA]	7 103 2			1 2	3 3		1 1											
9 SYHRIN Hafizh [MAS]	6 104 1		1 1		2 2													
10 RAY Bradley [GBR]	5 105 1					4 1												
11 SYKES Tom [GBR]	1 109 4				1 1													

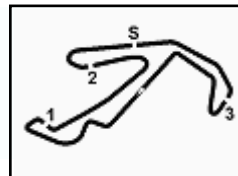
04/06/2023

These data/results cannot be reproduced, stored and/or transmitted in whole or in part by any manner of electronic, mechanical, photocopying, recording, broadcasting or otherwise now known or herein after developed without the previous express consent by the copyright owner, except for reproduction in daily press and regular printed publications on sale to the public within 60 days of the event related to those data/results and always provided that copyright symbol appears together as follows below.

© DORNA WSBK ORGANIZATION Srl 2023

FICR PERUGIA TIMING





Pirelli Emilia-Romagna Round, 2-4 June 2023
Starting Grid - Race 2 [21 Laps x 4,226 km = 88,746 km]

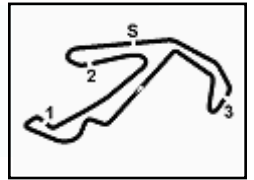
Misano Circuit Sic 58 4.226 m

1	1	BAUTISTA A. Ducati	2	54 RAZGATLIOGLU T. Yamaha	3	21 RINALDI M. Ducati
2	4	47 BASSANI A. Ducati	5	65 REA J. Kawasaki	6	22 LOWES A. Kawasaki
3	7	55 LOCATELLI A. Yamaha	8	97 VIERGE X. Honda	9	31 GERLOFF G. BMW
4	10	9 PETRUCCI D. Ducati	11	77 AEGERTER D. Yamaha	12	87 GARDNER R. Yamaha
5	13	45 REDDING S. BMW	14	5 DETTL P. Ducati	15	28 RAY B. Yamaha
6	16	34 BALDASSARRI L. Yamaha	17	66 SYKES T. BMW	18	76 BAZ L. BMW
7	19	35 SYHRIN H. Honda	20	53 RABAT T. Kawasaki	21	32 VINALES I. Kawasaki
8	22	70 VITALI L. Kawasaki	23	88 MIZUNO R. Honda		

N.16 (Ruiu L.) will not take part in the race
N.7 (Lecuona I.) will not take part in the race. Declared unfit after SP Race

04/06/2023 The Race Director

These data/results cannot be reproduced, stored and/or transmitted in whole or in part by any manner of electronic, mechanical, photocopying, recording, broadcasting or otherwise now known or herein after developed without the previous express consent by the copyright owner, except for reproduction in daily press and regular printed publications on sale to the public within 60 days of the event related to those data/results and always provided that copyright symbol appears together as follows below. © DORNA WSBK ORGANIZATION Srl 2023



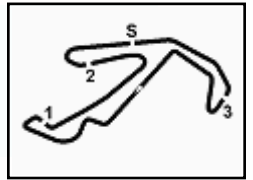
Pirelli Emilia-Romagna Round, 2-4 June 2023
Lap Chart Tissot Superpole Race

	Lap						
	1	2	3	4	5	6	7
1	54	54	1	1	54	54	1
2	1	1	54	54	1	1	54
3	21	21	21	21	21	21	21
4	47	47	47	47	47	47	47
5	65	65	65	65	65	65	65
6	9	9	9	9	22	22	22
7	7	22	22	22	7	7	
8	22	7	7	7	97	55	
9	55	55	55	97	55	97	
10	97	97	97	55	9	9	
11	45	45	45	31	31	31	
12	5	5	31	45	5	5	
13	28	31	5	5	45	45	
14	34	28	34	34	34	34	
15	31	34	28	76	76	76	
16	66	66	66	35	35	28	
17	76	76	76	28	28	35	
18	35	35	35	32	53	53	
19	32	32	32	53	32	32	
20	70	70	70	70	70	70	
21	88	88	53	88	88	88	
22	53	53	88	66	66	66	
23	77	77	77	77	77	77	

04/06/2023

These data/results cannot be reproduced, stored and/or transmitted in whole or in part by any manner of electronic, mechanical, photocopying, recording, broadcasting or otherwise now known or herein after developed without the previous express consent by the copyright owner, except for reproduction in daily press and regular printed publications on sale to the public within 60 days of the event related to those data/results and always provided that copyright symbol appears together as follows below.

© DORNA WSBK ORGANIZATION Srl 2023



Pirelli Emilia-Romagna Round, 2-4 June 2023

Lap Chart Tissot Superpole Race

Lap 1		
1	54	T.Razgatlioglu 1'38.411
2	1	A.Bautista 0.182
3	21	M.Rinaldi 0.334
4	47	A.Bassani 0.470
5	65	J.Rea 0.789
6	9	D.Petrucci 1.033
7	7	I.Lecuona 1.477
8	22	A.Lowes 1.670
9	55	A.Locatelli 1.942
10	97	X.Vierge 2.615
11	45	S.Redding 2.796
12	5	P.Oettl 2.886
13	28	B.Ray 3.116
14	34	L.Baldassarri 3.298
15	31	G.Gerloff 3.346
16	66	T.Sykes 3.571
17	76	L.Baz 4.061
18	35	H.Syahrin 5.144
19	32	I.Vinales 6.029
20	70	L.Vitali 6.384
21	88	R.Mizuno 6.733
22	53	T.Rabat 8.405
23	77	D.Aegerter 23.050

Lap 2		
1	54	T.Razgatlioglu 3'11.902
2	1	A.Bautista 0.108
3	21	M.Rinaldi 0.959
4	47	A.Bassani 1.093
5	65	J.Rea 1.255
6	9	D.Petrucci 1.537
7	22	A.Lowes 2.132
8	7	I.Lecuona 2.483
9	55	A.Locatelli 2.640
10	97	X.Vierge 3.223
11	45	S.Redding 4.200
12	5	P.Oettl 4.276
13	31	G.Gerloff 4.341
14	28	B.Ray 4.666
15	34	L.Baldassarri 4.912
16	66	T.Sykes 5.104
17	76	L.Baz 5.800
18	35	H.Syahrin 7.434
19	32	I.Vinales 8.914
20	70	L.Vitali 9.405
21	88	R.Mizuno 9.633
22	53	T.Rabat 10.620
23	77	D.Aegerter 26.165

Lap 3		
1	1	A.Bautista 4'45.545
2	54	T.Razgatlioglu 0.171
3	21	M.Rinaldi 0.806
4	47	A.Bassani 1.174
5	65	J.Rea 1.373
6	9	D.Petrucci 1.688
7	22	A.Lowes 2.320
8	7	I.Lecuona 3.045
9	55	A.Locatelli 3.226
10	97	X.Vierge 3.445
11	45	S.Redding 5.354
12	31	G.Gerloff 5.507
13	5	P.Oettl 5.787
14	34	L.Baldassarri 6.301
15	28	B.Ray 6.362
16	66	T.Sykes 6.438
17	76	L.Baz 6.835
18	35	H.Syahrin 9.255
19	32	I.Vinales 11.448
20	70	L.Vitali 11.917
21	53	T.Rabat 12.742
22	88	R.Mizuno 13.043

23	77	D.Aegerter 29.430
----	----	-------------------

Lap 4		
1	1	A.Bautista 6'18.766
2	54	T.Razgatlioglu 0.124
3	21	M.Rinaldi 1.108
4	47	A.Bassani 1.485
5	65	J.Rea 1.882
6	9	D.Petrucci 2.354
7	22	A.Lowes 2.964
8	7	I.Lecuona 3.961
9	97	X.Vierge 4.215
10	55	A.Locatelli 4.355
11	31	G.Gerloff 6.853
12	45	S.Redding 7.080
13	5	P.Oettl 7.366
14	34	L.Baldassarri 8.186
15	76	L.Baz 9.030
16	35	H.Syahrin 11.863
17	28	B.Ray 12.503
18	32	I.Vinales 14.580
19	53	T.Rabat 15.054
20	70	L.Vitali 15.342
21	88	R.Mizuno 16.159
22	66	T.Sykes 27.357
23	77	D.Aegerter 31.925

Lap 5		
1	54	T.Razgatlioglu 7'52.376
2	1	A.Bautista 0.218
3	21	M.Rinaldi 0.976
4	47	A.Bassani 1.640
5	65	J.Rea 1.861
6	22	A.Lowes 3.221
7	7	I.Lecuona 4.913
8	97	X.Vierge 5.001
9	55	A.Locatelli 5.144
10	9	D.Petrucci 5.680
11	31	G.Gerloff 7.437
12	5	P.Oettl 8.398
13	45	S.Redding 8.698
14	34	L.Baldassarri 9.293
15	76	L.Baz 9.949
16	35	H.Syahrin 13.836
17	28	B.Ray 13.896
18	53	T.Rabat 17.282
19	32	I.Vinales 17.515
20	70	L.Vitali 18.039
21	88	R.Mizuno 18.819
22	66	T.Sykes 28.404
23	77	D.Aegerter 33.873

Lap 6		
1	54	T.Razgatlioglu 9'25.687
2	1	A.Bautista 0.182
3	21	M.Rinaldi 1.075
4	47	A.Bassani 2.109
5	65	J.Rea 2.415
6	22	A.Lowes 3.778
7	7	I.Lecuona 6.288
8	55	A.Locatelli 6.352
9	97	X.Vierge 6.477
10	9	D.Petrucci 6.641
11	31	G.Gerloff 8.190
12	5	P.Oettl 9.441
13	45	S.Redding 10.718
14	34	L.Baldassarri 10.941
15	76	L.Baz 11.430
16	28	B.Ray 16.448
17	35	H.Syahrin 17.035
18	53	T.Rabat 20.525
19	32	I.Vinales 20.642
20	70	L.Vitali 21.026

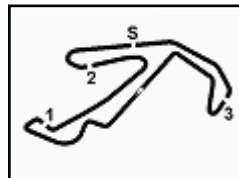
21	88	R.Mizuno 21.889
22	66	T.Sykes 29.836
23	77	D.Aegerter 36.002

Lap 7		
1	1	A.Bautista 10'59.497
2	54	T.Razgatlioglu 0.101
3	21	M.Rinaldi 0.738
4	47	A.Bassani 2.239
5	65	J.Rea 2.490
6	22	A.Lowes 3.955

04/06/2023

These data/results cannot be reproduced, stored and/or transmitted in whole or in part by any manner of electronic, mechanical, photocopying, recording, broadcasting or otherwise now known or herein after developed without the previous express consent by the copyright owner, except for reproduction in daily press and regular printed publications on sale to the public within 60 days of the event related to those data/results and always provided that copyright symbol appears together as follows below.

© DORNA WSBK ORGANIZATION Srl 2023



Misano Circuit Sic 58 4.226 m

3 / 3

Race Pace Comparison

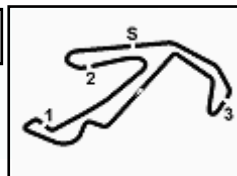
	1 Bau	54 Raz	21 Rin	47 Bas	65 Rea	22 Low	55 Loc	97 Vie	31 Ger	5 Det	45 Red	34 Bal	76 Baz	35 Sya
1	1'38.593	1'38.411	1'38.745	1'38.881	1'39.200	1'40.081	1'40.353	1'41.026	1'41.757	1'41.297	1'41.207	1'41.709	1'42.472	1'43.555
2	1'33.417	1'33.491	1'34.116	1'34.114	1'33.957	1'33.953	1'34.189	1'34.099	1'34.486	1'34.881	1'34.895	1'35.105	1'35.230	1'35.781
3	1'33.535	1'33.814	1'33.490	1'33.724	1'33.761	1'33.831	1'34.229	1'33.865	1'34.809	1'35.154	1'34.797	1'35.032	1'34.678	1'35.464
4	1'33.221	1'33.174	1'33.523	1'33.532	1'33.730	1'33.865	1'34.350	1'33.991	1'34.567	1'34.800	1'34.947	1'35.106	1'35.416	1'35.829
5	1'33.828	1'33.486	1'33.478	1'33.765	1'33.589	1'33.867	1'34.399	1'34.396	1'34.194	1'34.642	1'35.228	1'34.717	1'34.529	1'35.583
6	1'33.275	1'33.311	1'33.410	1'33.780	1'33.865	1'33.868	1'34.519	1'34.787	1'34.064	1'34.354	1'35.331	1'34.959	1'34.792	1'36.510
7	1'33.628	1'33.911	1'33.473	1'33.940	1'33.885	1'33.987								

	28 Ray	53 Rab	32 Vin	70 Vit	88 Miz	66 Syk	77 Aeg	7 Lec	9 Pet
1	1'41.527	1'46.816	1'44.440	1'44.795	1'45.144	1'41.982	2'01.461	1'39.888	1'39.444
2	1'35.041	1'35.706	1'36.376	1'36.512	1'36.391	1'35.024	1'36.606	1'34.497	1'33.995
3	1'35.339	1'35.765	1'36.177	1'36.155	1'37.053	1'34.977	1'36.908	1'34.205	1'33.794
4	1'39.362	1'35.533	1'36.353	1'36.646	1'36.337	1'54.140	1'35.716	1'34.137	1'33.887
5	1'35.003	1'35.838	1'36.545	1'36.307	1'36.270	1'34.657	1'35.558	1'34.562	1'36.936
6	1'35.863	1'36.554	1'36.438	1'36.298	1'36.381	1'34.743	1'35.440	1'34.686	1'34.272

04/06/2023

These data/results cannot be reproduced, stored and/or transmitted in whole or in part by any manner of electronic, mechanical, photocopying, recording, broadcasting or otherwise now known or herein after developed without the previous express consent by the copyright owner, except for reproduction in daily press and regular printed publications on sale to the public within 60 days of the event related to those data/results and always provided that copyright symbol appears together as follows below.

© DORNA WSBK ORGANIZATION Srl 2023



Pirelli Emilia-Romagna Round, 2-4 June 2023

Best Sectors & Speed Tisot Superpole Race

Misano Circuit Sic 58 4.226 m

RESULTS			LL	Int.
1	1 A. BAUTISTA	Ducati Panigale V4R	7	FL
2	54 T. RAZGATLIOGLU	Yamaha YZF R1	7	FL
3	21 M. RINALDI	Ducati Panigale V4R	7	FL
4	47 A. BASSANI	Ducati Panigale V4R	7	FL
5	65 J. REA	Kawasaki ZX-10RR	7	FL
6	22 A. LOWES	Kawasaki ZX-10RR	7	FL
7	55 A. LOCATELLI	Yamaha YZF R1	6	13.1
8	97 X. VIERGE	Honda CBR1000 RR-R	6	13.1
9	31 G. GERLOFF	BMW M1000 RR	6	13.1
10	5 P. OETTL	Ducati Panigale V4R	6	13.1
11	45 S. REDDING	BMW M1000 RR	6	13.1
12	34 L. BALDASSARRI	Yamaha YZF R1	6	13.1
13	76 L. BAZ	BMW M1000 RR	6	13.1
14	28 B. RAY	Yamaha YZF R1	6	13.1
15	35 H. SYHRIN	Honda CBR1000 RR-R	6	13
16	53 T. RABAT	Kawasaki ZX-10RR	6	13
17	32 I. VINALES	Kawasaki ZX-10RR	6	13
18	70 L. VITALI	Kawasaki ZX-10RR	6	13
19	88 R. MIZUNO	Honda CBR1000 RR-R	6	13
20	66 T. SYKES	BMW M1000 RR	6	12.1
21	77 D. AEGERTER	Yamaha YZF R1	6	SPD
NC	7 I. LECUONA	Honda CBR1000 RR-R	6	
NC	9 D. PETRUCCI	Ducati Panigale V4R	6	
RET	16 G. RUIJ	BMW M1000 RR		
RET	87 R. GARDNER	Yamaha YZF R1		

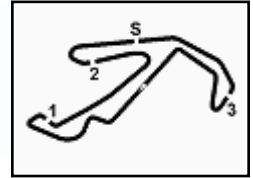
SPEED			
1	1 A. BAUTISTA	Ducati Panigale V4R	279,8
2	97 X. VIERGE	Honda CBR1000 RR-R	278,4
3	47 A. BASSANI	Ducati Panigale V4R	276,9
4	21 M. RINALDI	Ducati Panigale V4R	276,2
5	65 J. REA	Kawasaki ZX-10RR	276,2
6	31 G. GERLOFF	BMW M1000 RR	276,2
7	55 A. LOCATELLI	Yamaha YZF R1	275,5
8	5 P. OETTL	Ducati Panigale V4R	275,5
9	7 I. LECUONA	Honda CBR1000 RR-R	274,8
10	45 S. REDDING	BMW M1000 RR	274,8
11	66 T. SYKES	BMW M1000 RR	274,8
12	9 D. PETRUCCI	Ducati Panigale V4R	274,8
13	22 A. LOWES	Kawasaki ZX-10RR	274,1
14	28 B. RAY	Yamaha YZF R1	272,7
15	54 T. RAZGATLIOGLU	Yamaha YZF R1	272,0
16	53 T. RABAT	Kawasaki ZX-10RR	272,0
17	35 H. SYHRIN	Honda CBR1000 RR-R	271,4
18	76 L. BAZ	BMW M1000 RR	270,0
19	34 L. BALDASSARRI	Yamaha YZF R1	270,0
20	88 R. MIZUNO	Honda CBR1000 RR-R	269,3
21	70 L. VITALI	Kawasaki ZX-10RR	267,3
22	77 D. AEGERTER	Yamaha YZF R1	266,0
23	32 I. VINALES	Kawasaki ZX-10RR	263,4

SEG. 1			SEG. 2			SEG. 3			SEG. 4		
1	54 T. RAZGATLIOGLU	25.915	1	47 A. BASSANI	20.858	1	54 T. RAZGATLIOGLU	25.205	1	47 A. BASSANI	20.820
2	1 A. BAUTISTA	26.059	2	21 M. RINALDI	20.897	2	1 A. BAUTISTA	25.206	2	54 T. RAZGATLIOGLU	20.865
3	65 J. REA	26.063	3	1 A. BAUTISTA	20.905	3	22 A. LOWES	25.374	3	21 M. RINALDI	20.869
4	21 M. RINALDI	26.119	4	54 T. RAZGATLIOGLU	20.936	4	21 M. RINALDI	25.390	4	1 A. BAUTISTA	20.874
5	97 X. VIERGE	26.159	5	65 J. REA	21.008	5	65 J. REA	25.393	5	22 A. LOWES	20.910
6	22 A. LOWES	26.160	6	9 D. PETRUCCI	21.035	6	9 D. PETRUCCI	25.397	6	65 J. REA	20.912
7	31 G. GERLOFF	26.193	7	22 A. LOWES	21.093	7	97 X. VIERGE	25.489	7	9 D. PETRUCCI	20.975
8	9 D. PETRUCCI	26.196	8	97 X. VIERGE	21.098	8	7 I. LECUONA	25.492	8	97 X. VIERGE	21.029
9	47 A. BASSANI	26.231	9	5 P. OETTL	21.114	9	47 A. BASSANI	25.493	9	7 I. LECUONA	21.034
10	7 I. LECUONA	26.232	10	55 A. LOCATELLI	21.127	10	55 A. LOCATELLI	25.538	10	55 A. LOCATELLI	21.035
11	55 A. LOCATELLI	26.266	11	31 G. GERLOFF	21.142	11	5 P. OETTL	25.552	11	31 G. GERLOFF	21.075
12	28 B. RAY	26.339	12	66 T. SYKES	21.228	12	31 G. GERLOFF	25.564	12	76 L. BAZ	21.098
13	45 S. REDDING	26.352	13	76 L. BAZ	21.240	13	34 L. BALDASSARRI	25.580	13	66 T. SYKES	21.105
14	34 L. BALDASSARRI	26.399	14	45 S. REDDING	21.242	14	66 T. SYKES	25.620	14	45 S. REDDING	21.120
15	53 T. RABAT	26.401	15	7 I. LECUONA	21.261	15	45 S. REDDING	25.700	15	28 B. RAY	21.161
16	66 T. SYKES	26.415	16	34 L. BALDASSARRI	21.356	16	76 L. BAZ	25.701	16	5 P. OETTL	21.178
17	76 L. BAZ	26.427	17	28 B. RAY	21.361	17	77 D. AEGERTER	25.714	17	34 L. BALDASSARRI	21.232
18	77 D. AEGERTER	26.446	18	53 T. RABAT	21.514	18	28 B. RAY	25.774	18	32 I. VINALES	21.433
19	5 P. OETTL	26.487	19	77 D. AEGERTER	21.516	19	35 H. SYHRIN	25.860	19	35 H. SYHRIN	21.454
20	35 H. SYHRIN	26.518	20	35 H. SYHRIN	21.540	20	53 T. RABAT	25.887	20	77 D. AEGERTER	21.466
21	70 L. VITALI	26.643	21	32 I. VINALES	21.679	21	88 R. MIZUNO	26.108	21	53 T. RABAT	21.478
22	88 R. MIZUNO	26.725	22	70 L. VITALI	21.731	22	70 L. VITALI	26.233	22	70 L. VITALI	21.508
23	32 I. VINALES	26.740	23	88 R. MIZUNO	21.753	23	32 I. VINALES	26.238	23	88 R. MIZUNO	21.544

04/06/2023

These data/results cannot be reproduced, stored and/or transmitted in whole or in part by any manner of electronic, mechanical, photocopying, recording, broadcasting or otherwise now known or herein after developed without the previous express consent by the copyright owner, except for reproduction in daily press and regular printed publications on sale to the public within 60 days of the event related to those data/results and always provided that copyright symbol appears together as follows below.

© DORNA WSBK ORGANIZATION Srl 2023



Misano Circuit Sic 58 4.226 m

Pirelli Emilia-Romagna Round, 2-4 June 2023
Chronological Analysis Tissot Superpole Race

Start at 11:00'15.067

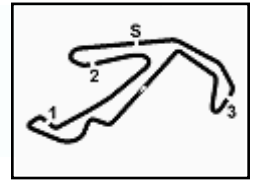
1 / 2

1° 1 A. BAUTISTA [1'33.221]								7° 55 A. LOCATELLI [1'34.189]							
Lap	Seg1	Seg2	Seg3	Seg4	Lap Time	km/h	Local Time	Lap	Seg1	Seg2	Seg3	Seg4	Lap Time	km/h	Local Time
1		21.349	25.444	21.044	1'38.593	274,1	11:01'53.660	1		21.688	25.594	21.081	1'40.353	274,8	11:01'55.420
2	26.085	21.051	25.407	20.874	1'33.417	274,8	11:03'27.077	2	26.340	21.182	25.538	21.129	1'34.189	275,5	11:03'29.609
3	26.155	21.083	25.248	21.049	1'33.535	274,8	11:05'00.612	3	26.371	21.215	25.608	21.035	1'34.229	273,4	11:05'03.838
4	26.059	20.905	25.324	20.933	1'33.221	274,8	11:06'33.833	4	26.266	21.425	25.563	21.096	1'34.350	274,8	11:06'38.188
5	26.458	21.059	25.325	20.986	1'33.828	277,6	11:08'07.661	5	26.434	21.157	25.667	21.141	1'34.399	274,1	11:08'12.587
6	26.126	20.940	25.206	21.003	1'33.275	279,8	11:09'40.936	6	26.383	21.127	25.819	21.190	1'34.519	272,0	11:09'47.106
7	26.112	21.147	25.267	21.102	1'33.628	279,8	11:11'14.564	Last Passing Point I3.1 at 11:11'08.266							
Last Passing Point FL at 11:11'14.564								8° 97 X. VIERGE [1'33.865]							
Lap	Seg1	Seg2	Seg3	Seg4	Lap Time	km/h	Local Time	Lap	Seg1	Seg2	Seg3	Seg4	Lap Time	km/h	Local Time
1		21.353	25.417	21.107	1'38.411	266,0	11:01'53.478	1		21.454	25.513	21.371	1'41.026	277,6	11:01'56.093
2	26.050	21.073	25.344	21.024	1'33.491	268,0	11:03'27.969	2	26.196	21.201	25.617	21.085	1'34.099	274,1	11:03'30.192
3	25.983	21.163	25.713	20.955	1'33.814	266,7	11:05'00.783	3	26.159	21.106	25.571	21.029	1'33.865	277,6	11:05'04.057
4	26.139	20.965	25.205	20.865	1'33.174	272,0	11:06'33.957	4	26.270	21.098	25.489	21.134	1'33.991	276,2	11:06'38.048
5	26.122	21.025	25.378	20.961	1'33.486	267,3	11:08'07.443	5	26.281	21.235	25.733	21.147	1'34.396	275,5	11:08'12.444
6	25.915	20.936	25.396	21.064	1'33.311	268,0	11:09'40.754	6	26.666	21.147	25.796	21.178	1'34.787	278,4	11:09'47.231
7	26.107	21.083	25.632	21.089	1'33.911	268,7	11:11'14.665	Last Passing Point I3.1 at 11:11'08.589							
Last Passing Point FL at 11:11'14.665								9° 31 G. GERLOFF [1'34.064]							
Lap	Seg1	Seg2	Seg3	Seg4	Lap Time	km/h	Local Time	Lap	Seg1	Seg2	Seg3	Seg4	Lap Time	km/h	Local Time
1		21.387	25.459	20.924	1'38.745	276,2	11:01'53.812	1		21.692	25.640	21.198	1'41.757	275,5	11:01'56.824
2	26.273	21.108	25.750	20.985	1'34.116	274,8	11:03'27.928	2	26.428	21.225	25.618	21.215	1'34.486	276,2	11:03'31.310
3	26.236	20.897	25.476	20.881	1'33.490	273,4	11:05'01.418	3	26.711	21.326	25.564	21.208	1'34.809	273,4	11:05'06.119
4	26.189	21.047	25.417	20.870	1'33.523	273,4	11:06'34.941	4	26.479	21.172	25.751	21.165	1'34.567	271,4	11:06'40.686
5	26.259	20.958	25.390	20.871	1'33.478	271,4	11:08'08.419	5	26.258	21.142	25.707	21.087	1'34.194	272,7	11:08'14.880
6	26.157	20.937	25.418	20.898	1'33.410	273,4	11:09'41.829	6	26.209	21.145	25.635	21.075	1'34.064	273,4	11:09'48.944
7	26.119	20.991	25.494	20.869	1'33.473	272,7	11:11'15.302	Last Passing Point I3.1 at 11:11'10.435							
Last Passing Point FL at 11:11'15.302								10° 5 P. OETTL [1'34.354]							
Lap	Seg1	Seg2	Seg3	Seg4	Lap Time	km/h	Local Time	Lap	Seg1	Seg2	Seg3	Seg4	Lap Time	km/h	Local Time
1		21.224	25.623	20.820	1'38.881	276,2	11:01'53.948	1		21.431	25.707	21.229	1'41.297	274,8	11:01'56.364
2	26.369	20.938	25.580	21.227	1'34.114	272,7	11:03'28.062	2	26.627	21.253	25.687	21.314	1'34.881	272,7	11:03'31.245
3	26.358	20.911	25.533	20.922	1'33.724	276,2	11:05'01.786	3	26.662	21.495	25.774	21.223	1'35.154	274,1	11:05'06.399
4	26.291	20.858	25.493	20.890	1'33.532	276,9	11:06'35.318	4	26.603	21.176	25.830	21.191	1'34.800	272,7	11:06'41.199
5	26.231	20.920	25.606	21.008	1'33.765	276,2	11:08'09.083	5	26.487	21.222	25.755	21.178	1'34.642	275,5	11:08'15.841
6	26.278	20.877	25.666	20.959	1'33.780	274,1	11:09'42.863	6	26.493	21.114	25.552	21.195	1'34.354	272,0	11:09'50.195
7	26.319	20.899	25.676	21.046	1'33.940	273,4	11:11'16.803	Last Passing Point I3.1 at 11:11'12.111							
Last Passing Point FL at 11:11'16.803								11° 45 S. REDDING [1'34.797]							
Lap	Seg1	Seg2	Seg3	Seg4	Lap Time	km/h	Local Time	Lap	Seg1	Seg2	Seg3	Seg4	Lap Time	km/h	Local Time
1		21.347	25.609	20.923	1'39.200	276,2	11:01'54.267	1		21.653	25.700	21.638	1'41.207	274,8	11:01'56.274
2	26.211	21.109	25.489	21.148	1'33.957	276,2	11:03'28.224	2	26.436	21.242	25.924	21.293	1'34.895	272,7	11:03'31.169
3	26.344	21.035	25.470	20.912	1'33.761	274,8	11:05'01.985	3	26.471	21.370	25.774	21.182	1'34.797	270,0	11:05'05.966
4	26.253	21.075	25.444	20.958	1'33.730	272,7	11:06'35.715	4	26.372	Seg4	25.916	21.120	1'34.947	271,4	11:06'40.913
5	26.063	21.008	25.393	21.125	1'33.589	273,4	11:08'09.304	5	26.352	21.510	26.187	21.179	1'35.228	269,3	11:08'16.141
6	26.278	21.049	25.549	20.989	1'33.865	273,4	11:09'43.169	6	26.628	21.331	26.035	21.337	1'35.331	269,3	11:09'51.472
7	26.244	21.053	25.521	21.067	1'33.885	272,7	11:11'17.054	Last Passing Point I3.1 at 11:11'13.299							
Last Passing Point FL at 11:11'17.054								12° 34 L. BALDASSARRI [1'34.717]							
Lap	Seg1	Seg2	Seg3	Seg4	Lap Time	km/h	Local Time	Lap	Seg1	Seg2	Seg3	Seg4	Lap Time	km/h	Local Time
1		21.483	25.566	20.990	1'40.081	274,1	11:01'55.148	1		21.589	25.606	21.388	1'41.709	268,0	11:01'56.776
2	26.387	21.136	25.374	21.056	1'33.953	272,7	11:03'29.101	2	26.692	21.367	25.814	21.232	1'35.105	270,0	11:03'31.881
3	26.310	21.171	25.440	20.910	1'33.831	272,7	11:05'02.932	3	26.502	21.433	25.782	21.315	1'35.032	268,7	11:05'06.913
4	26.277	21.093	25.389	21.106	1'33.865	272,7	11:06'36.797	4	26.874	21.365	25.580	21.287	1'35.106	266,0	11:06'42.019
5	26.160	21.209	25.503	20.995	1'33.867	270,7	11:08'10.664	5	26.399	21.359	25.682	21.277	1'34.717	266,0	11:08'16.736
6	26.186	21.161	25.415	21.106	1'33.868	271,4	11:09'44.532	6	26.521	21.356	25.775	21.307	1'34.959	263,4	11:09'51.695
7	26.184	21.177	25.456	21.170	1'33.987	270,0	11:11'18.519	Last Passing Point I3.1 at 11:11'13.581							
Last Passing Point FL at 11:11'18.519								13° 76 L. BAZ [1'34.529]							
Lap	Seg1	Seg2	Seg3	Seg4	Lap Time	km/h	Local Time	Lap	Seg1	Seg2	Seg3	Seg4	Lap Time	km/h	Local Time
1		21.347	25.609	20.923	1'39.200	276,2	11:01'54.267	1		21.974	25.894	21.120	1'42.472	270,0	11:01'57.539
2	26.211	21.109	25.489	21.148	1'33.957	276,2	11:03'28.224	2	27.036	21.240	25.785	21.169	1'35.230	267,3	11:03'32.769
3	26.344	21.035	25.470	20.912	1'33.761	274,8	11:05'01.985	3	26.430	21.294	25.829	21.125	1'34.678	270,0	11:05'07.447
4	26.253	21.075	25.444	20.958	1'33.730	272,7	11:06'35.715	4	27.076	21.323	25.815	21.202	1'35.416	269,3	11:06'42.863
5	26.063	21.008	25.393	21.125	1'33.589	273,4	11:08'09.304	5	26.431	21.299	25.701	21.098	1'34.529	268,7	11:08'17.392
6	26.278	21.049	25.549	20.989	1'33.865	273,4	11:09'43.169	Last Passing Point I3.1 at 11:11'13.581							
7	26.244	21.053	25.521	21.067	1'33.885	272,7	11:11'17.054	Last Passing Point FL at 11:11'17.054							

04/06/2023 P = Pits In/Out - C = Lap Time Cancelled

These data/results cannot be reproduced, stored and/or transmitted in whole or in part by any manner of electronic, mechanical, photocopying, recording, broadcasting or otherwise now known or herein after developed without the previous express consent by the copyright owner, except for reproduction in daily press and regular printed publications on sale to the public within 60 days of the event related to those data/results and always provided that copyright symbol appears together as follows below.

© DORNA WSBK ORGANIZATION Srl 2023



Misano Circuit Sic 58 4.226 m

Pirelli Emilia-Romagna Round, 2-4 June 2023
Chronological Analysis Tissot Superpole Race

Start at 11:00'15.067

2 / 2

4	26.427	21.380	25.799	21.186	1'34.792	268,0	11:09'52.184
5							
6							

Last Passing Point I3.1 at 11:11'14.168

4	43.360	22.424	26.674	21.682	1'54.140	268,0	11:07'01.190
5	26.415	21.228	25.620	21.394	1'34.657	269,3	11:08'35.847
6	26.498	21.332	25.787	21.126	1'34.743	270,0	11:10'10.590

Last Passing Point I2.1 at 11:11'16.885

14° 28 B. RAY (1'35.003)							
Lap	Seg.1	Seg.2	Seg.3	Seg.4	Lap Time	km/h	Local Time
1		21.686	25.823	21.631	1'41.527	272,7	11:01'56.594
2	26.534	21.572	25.774	21.161	1'35.041	268,0	11:03'31.635
3	26.622	21.412	25.850	21.455	1'35.339	268,7	11:05'06.974
4	30.155	21.933	26.098	21.176	1'39.362	266,0	11:06'46.336
5	26.339	21.463	25.897	21.304	1'35.003	268,0	11:08'21.339
6	26.592	21.361	26.677	21.233	1'35.863	265,4	11:09'57.202

Last Passing Point I3.1 at 11:11'19.518

21° 77 D. AEGERTER (1'35.440)							
Lap	Seg.1	Seg.2	Seg.3	Seg.4	Lap Time	km/h	Local Time
1		23.974	27.339	22.313	2'01.461	259,6	11:02'16.528
2	27.038	21.743	26.047	21.778	1'36.606	261,5	11:03'53.134
3	27.041	21.945	26.314	21.608	1'36.908	255,3	11:05'30.042
4	26.813	21.632	25.795	21.476	1'35.716	264,1	11:07'05.758
5	26.829	21.545	25.714	21.470	1'35.558	264,7	11:08'41.316
6	26.673	21.516	25.785	21.466	1'35.440	262,8	11:10'16.756

Last Passing Point SPD at 11:11'17.914

15° 35 H. SYAHRIN (1'35.464)							
Lap	Seg.1	Seg.2	Seg.3	Seg.4	Lap Time	km/h	Local Time
1		22.380	25.939	21.534	1'43.555	270,0	11:01'58.622
2	26.598	21.618	25.860	21.705	1'35.781	270,0	11:03'34.403
3	26.518	21.540	25.927	21.479	1'35.464	268,0	11:05'09.867
4	26.589	21.616	26.085	21.539	1'35.829	264,1	11:06'45.696
5	26.676	21.563	25.890	21.454	1'35.583	268,0	11:08'21.279
6	26.937	21.666	26.258	21.649	1'36.510	271,4	11:09'57.789

Last Passing Point I3 at 11:11'12.020

NC 7 I. LECUONA (1'34.137)							
Lap	Seg.1	Seg.2	Seg.3	Seg.4	Lap Time	km/h	Local Time
1		21.576	25.492	21.034	1'39.888	274,1	11:01'54.955
2	26.408	21.467	25.500	21.122	1'34.497	274,8	11:03'29.452
3	26.353	21.278	25.522	21.052	1'34.205	272,7	11:05'03.657
4	26.232	21.261	25.576	21.068	1'34.137	270,7	11:06'37.794
5	26.261	21.314	25.774	21.213	1'34.562	269,3	11:08'12.356
6	26.331	21.272	25.832	21.251	1'34.686	270,7	11:09'47.042

Last Passing Point I1 at 11:10'13.596

16° 53 T. RABAT (1'35.533)							
Lap	Seg.1	Seg.2	Seg.3	Seg.4	Lap Time	km/h	Local Time
1		22.409	29.252	21.670	1'46.816	267,3	11:02'01.883
2	26.636	21.550	25.887	21.633	1'35.706	268,0	11:03'37.589
3	26.401	21.635	26.104	21.625	1'35.765	271,4	11:05'13.354
4	26.588	21.514	25.894	21.537	1'35.533	270,7	11:06'48.887
5	26.666	21.641	26.053	21.478	1'35.838	272,0	11:08'24.725
6	26.677	21.613	26.596	21.668	1'36.554	266,7	11:10'01.279

Last Passing Point I3 at 11:11'16.101

NC 9 D. PETRUCCI (1'33.794)							
Lap	Seg.1	Seg.2	Seg.3	Seg.4	Lap Time	km/h	Local Time
1		21.356	25.485	21.042	1'39.444	274,1	11:01'54.511
2	26.278	21.095	25.433	21.189	1'33.995	274,8	11:03'28.506
3	26.249	21.094	25.397	21.054	1'33.794	274,8	11:05'02.300
4	26.384	21.035	25.493	20.975	1'33.887	271,4	11:06'36.187
5	26.196	21.193	28.544	21.003	1'36.936	272,7	11:08'13.123
6	26.272	21.124	25.624	21.252	1'34.272	274,8	11:09'47.395

Last Passing Point I1 at 11:10'13.968

17° 32 I. VINALES (1'36.177)							
Lap	Seg.1	Seg.2	Seg.3	Seg.4	Lap Time	km/h	Local Time
1		22.559	26.358	21.631	1'44.440	263,4	11:01'59.507
2	26.795	21.768	26.322	21.491	1'36.376	260,2	11:03'35.883
3	26.806	21.679	26.239	21.453	1'36.177	259,6	11:05'12.060
4	26.880	21.796	26.238	21.439	1'36.353	259,6	11:06'48.413
5	26.808	21.775	26.529	21.433	1'36.545	257,1	11:08'24.958
6	26.740	21.828	26.289	21.581	1'36.438	261,5	11:10'01.396

Last Passing Point I3 at 11:11'16.337

18° 70 L. VITALI (1'36.155)							
Lap	Seg.1	Seg.2	Seg.3	Seg.4	Lap Time	km/h	Local Time
1		22.470	26.518	21.700	1'44.795	267,3	11:01'59.862
2	26.760	21.877	26.247	21.628	1'36.512	264,1	11:03'36.374
3	26.643	21.731	26.273	21.508	1'36.155	264,1	11:05'12.529
4	26.774	21.740	26.233	21.899	1'36.646	264,7	11:06'49.175
5	26.739	21.771	26.238	21.559	1'36.307	266,0	11:08'25.482
6	26.714	21.773	26.255	21.556	1'36.298	265,4	11:10'01.780

Last Passing Point I3 at 11:11'16.660

19° 88 R. MIZUNO (1'36.270)							
Lap	Seg.1	Seg.2	Seg.3	Seg.4	Lap Time	km/h	Local Time
1		22.751	26.391	21.852	1'45.144	268,7	11:02'00.211
2	26.725	21.952	26.108	21.606	1'36.391	266,7	11:03'36.602
3	26.882	21.900	26.235	22.036	1'37.053	266,7	11:05'13.655
4	26.775	21.753	26.265	21.544	1'36.337	269,3	11:06'49.992
5	26.786	21.763	26.174	21.547	1'36.270	268,7	11:08'26.262
6	26.798	21.775	26.249	21.559	1'36.381	268,0	11:10'02.643

Last Passing Point I3 at 11:11'17.970

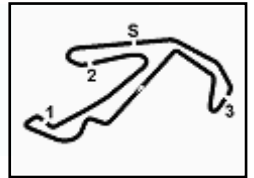
20° 66 T. SYKES (1'34.657)							
Lap	Seg.1	Seg.2	Seg.3	Seg.4	Lap Time	km/h	Local Time
1		21.700	25.843	21.105	1'41.982	274,8	11:01'57.049
2	26.738	21.366	25.753	21.167	1'35.024	273,4	11:03'32.073
3	26.668	21.429	25.705	21.175	1'34.977	270,0	11:05'07.050

04/06/2023

P = Pits In/Out - C = Lap Time Cancelled

These data/results cannot be reproduced, stored and/or transmitted in whole or in part by any manner of electronic, mechanical, photocopying, recording, broadcasting or otherwise now known or herein after developed without the previous express consent by the copyright owner, except for reproduction in daily press and regular printed publications on sale to the public within 60 days of the event related to those data/results and always provided that copyright symbol appears together as follows below.

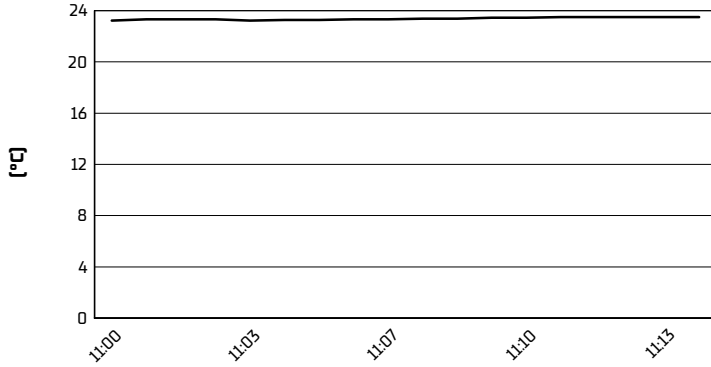
© DORNA WSBK ORGANIZATION Srl 2023



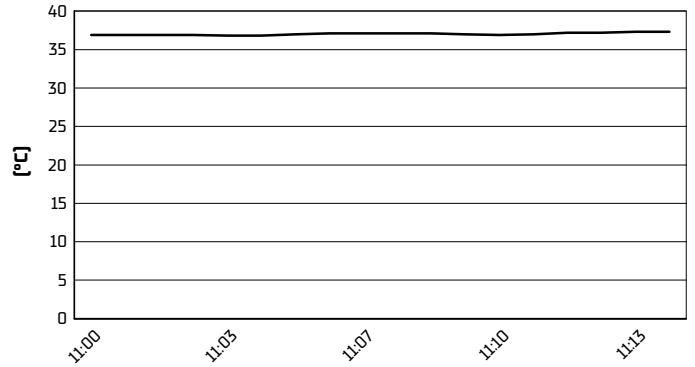
Misano Circuit Sic 58 4.226 m

Pirelli Emilia-Romagna Round, 2-4 June 2023
Weather Report Tissot Superpole Race
Session started 11:00 - Session ended 11:14

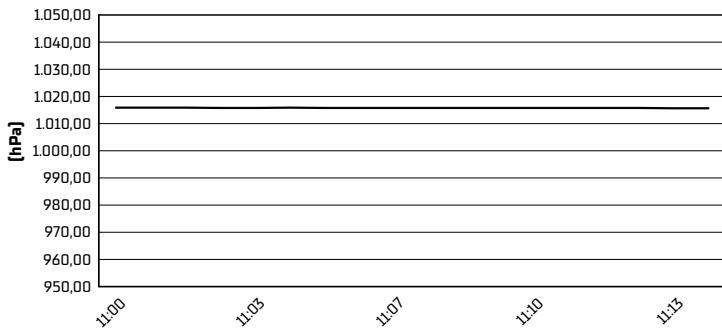
Air Temperature



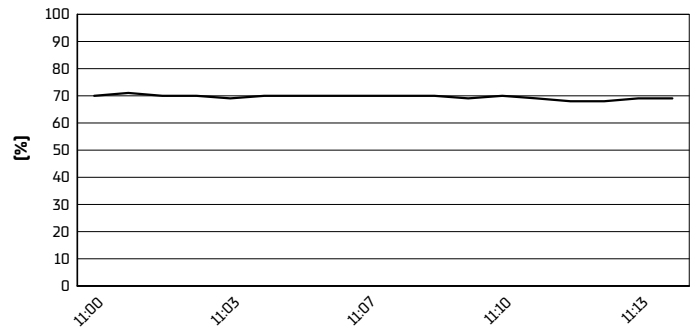
Track Temperature



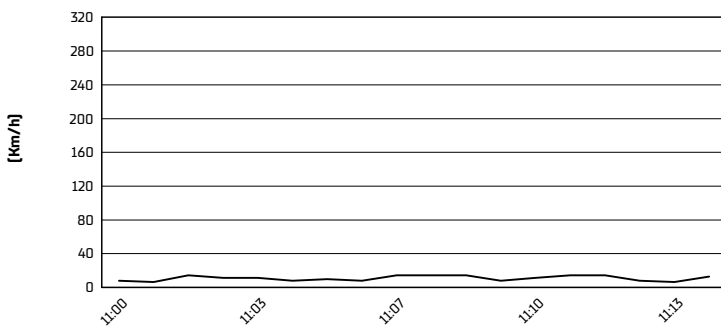
Air Pressure



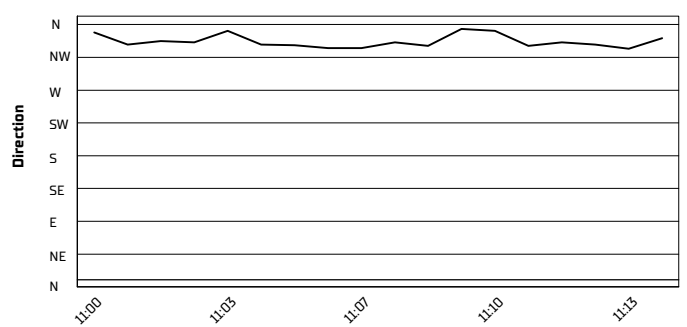
Humidity



Wind Speed



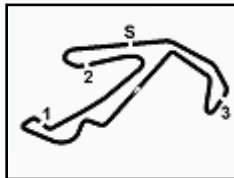
Wind Direction



04/06/2023

These data/results cannot be reproduced, stored and/or transmitted in whole or in part by any manner of electronic, mechanical, photocopying, recording, broadcasting or otherwise now known or herein after developed without the previous express consent by the copyright owner, except for reproduction in daily press and regular printed publications on sale to the public within 60 days of the event related to those data/results and always provided that copyright symbol appears together as follows below.

© DORNA WSBK ORGANIZATION Srl 2023



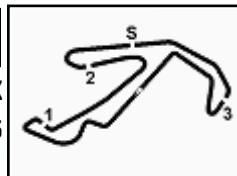
Pirelli Emilia-Romagna Round, 2-4 June 2023 Manufacturers Standings

	Points	Points From First	Points From Previous	February 26 PHILLIP ISLAND		March 5 MANDALIKA		April 23 ASSEN		May 7 BARCELONA		June 4 MISANO		July 2 DONINGTON PARK		July 16 IMOLA		July 30 MOST		September 10 MAGNY-COURS		September 24 ARAGON		October 1 PORTIMAO		October 15 VILLICUM					
				1	2	1	2	1	2	1	2	1	2	1	2	1	2	1	2	1	2	1	2	1	2	1	2	1	2	1	2
1 DUCATI	278			25	25	25	25	25	25	25	25	25	25																		
2 YAMAHA	208	70		16	16	20	20	16	20	20	20	16	16																		
3 KAWASAKI	137	141	71	20	8	7	3	20	7	16	13	11	11																		
4 HONDA	95	183	42	10	10	9	16	5	2	10	10	8	8																		
5 BMW	68	210	27	7	4	10	6	6	9	7	6	5	5																		

04/06/2023 First Line: Race 1 & 2 - Second Line: Tissot Superpole Race

These data/results cannot be reproduced, stored and/or transmitted in whole or in part by any manner of electronic, mechanical, photocopying, recording, broadcasting or otherwise now known or herein after developed without the previous express consent by the copyright owner, except for reproduction in daily press and regular printed publications on sale to the public within 60 days of the event related to those data/results and always provided that copyright symbol appears together as follows below.

© DORNA WSBK ORGANIZATION Srl 2023



Pirelli Emilia-Romagna Round, 2-4 June 2023

Tissot Superpole Award

Misano Circuit Sic 58 4.226 m

	Points	Points From First	Points From Previous	February 26	March 5	April 23	May 7	June 4	July 2	July 16	July 30	September 10	September 24	October 1	October 15					
				PHILLIP ISLAND	MANDALIKA	ASSEN	BARCELONA	MISANO	DONINGTON PARK	IMOLA	MOST	MAGNY-COURS	ARAGON	PORTIMAO	VILLICUM					
1 BAUTISTA Alvaro [ESP]	100			9 12	7	12 12	12 12	12 12												
2 RAZGATLIOGLU Toprak [TUR]	86	14		12 7	12 12	7 7	2 9	9 9												
3 REA Jonathan [GBR]	54	46	32	6 3	5 6	9 9	7	4 5												
4 RINALDI Michael Ruben [ITA]	44	56	10	4 9	6 3		6 2	7 7												
5 LOCATELLI Andrea [ITA]	43	57	1	1 5	9 9	4 5	7	3												
6 LOWES Alex [GBR]	41	59	2	2 6	1 7	6 6	4 5	4												
7 AEGERTER Dominique [SUI]	29	71	12	7		3 3	9 4	3												
8 BASSANI Axel [ITA]	26	74	3	1	3 5	2 4		5 6												
9 LECUONA Iker [ESP]	15	85	11	2			5 6	2												
10 PETRUCCI Danilo [ITA]	9	91	6		2	1		6												
11 OETTL Philipp [GER]	9	91	0	5 4																
12 VIERGE Xavi [ESP]	8	92	1		4	1	1	2												
13 REDDING Scott [GBR]	8	92	0		1	5 2														
14 GARDNER Remy [AUS]	7	93	1	3			3	1												
15 GERLOFF Garrett [USA]	5	95	2				1 3	1												
16 BAZ Loris [FRA]	4	96	1		4															
17 VAN DER MARK Michael [NED]	2	98	2		2															

04/06/2023 Odd points columns: Tissot Superpole Even points columns: Tissot Superpole Race

These data/results cannot be reproduced, stored and/or transmitted in whole or in part by any manner of electronic, mechanical, photocopying, recording, broadcasting or otherwise now known or herein after developed without the previous express consent by the copyright owner, except for reproduction in daily press and regular printed publications on sale to the public within 60 days of the event related to those data/results and always provided that copyright symbol appears together as follows below.

© DORNA WSBK ORGANIZATION Srl 2023