

Pirelli Emilia-Romagna Round, 2-4 June 2023

Results Free Practice 2nd Session

No.	Rider	Nat	Team	Bike	Class	Time	Gap	Rel.	Laps	Speed	
										Avg	Max
1	1 A. BAUTISTA	ESP	Aruba.it Racing - Ducati	Ducati Panigale V4R		1'33.825			22	162,149	275,5
2	9 D. PETRUCCI	ITA	Barni Spark Racing Team	Ducati Panigale V4R	IND	1'34.276	0.451	0.451	21	161,373	270,7
3	21 M. RINALDI	ITA	Aruba.it Racing - Ducati	Ducati Panigale V4R		1'34.283	0.458	0.007	21	161,361	270,7
4	24 A. LOWES	GBR	Kawasaki Racing Team WorldSBK	Kawasaki ZX-10RR		1'34.477	0.652	0.194	22	161,030	269,3
5	54 T. RAZGATLIOGLU	TUR	Pata Yamaha Prometeon WorldSBK	Yamaha YZF R1		1'34.494	0.669	0.017	25	161,001	269,3
6	31 G. GERLOFF	USA	Bonovo Action BMW	BMW M1000 RR	IND	1'34.610	0.785	0.116	19	160,803	271,4
7	47 A. BASSANI	ITA	Motocorsa Racing	Ducati Panigale V4R	IND	1'34.699	0.874	0.089	21	160,652	270,7
8	65 J. REA	GBR	Kawasaki Racing Team WorldSBK	Kawasaki ZX-10RR		1'34.713	0.888	0.014	24	160,628	269,3
9	45 S. REDDING	GBR	ROKIT BMW Motorrad WorldSBK Team	BMW M1000 RR		1'34.826	1.001	0.113	16	160,437	271,4
10	97 X. VIERGE	ESP	Team HRC	Honda CBR1000 RR-R		1'34.833	1.008	0.007	22	160,425	272,7
11	66 T. SYKES	GBR	ROKIT BMW Motorrad WorldSBK Team	BMW M1000 RR		1'34.867	1.042	0.034	15	160,368	270,7
12	5 P. OETTL	GER	Team GoEleven	Ducati Panigale V4R	IND	1'34.922	1.097	0.055	19	160,275	270,0
13	7 I. LECUONA	ESP	Team HRC	Honda CBR1000 RR-R		1'34.932	1.107	0.010	17	160,258	270,0
14	55 A. LOCATELLI	ITA	Pata Yamaha Prometeon WorldSBK	Yamaha YZF R1		1'35.063	1.238	0.131	20	160,037	270,7
15	76 L. BAZ	FRA	Bonovo Action BMW	BMW M1000 RR	IND	1'35.134	1.309	0.071	21	159,918	267,3
16	87 R. GARDNER	AUS	GYTR GRT Yamaha WorldSBK Team	Yamaha YZF R1	IND	1'35.321	1.496	0.187	20	159,604	268,7
17	77 D. AEGERTER	SUI	GYTR GRT Yamaha WorldSBK Team	Yamaha YZF R1	IND	1'35.455	1.630	0.134	12	159,380	268,7
18	28 B. RAY	GBR	Yamaha Motoxracing WorldSBK Team	Yamaha YZF R1	IND	1'35.523	1.698	0.068	18	159,266	264,7
19	16 G. RUIU	ITA	Bmax Racing	BMW M1000 RR	IND	1'35.547	1.722	0.024	14	159,226	272,0
20	34 L. BALDASSARRI	ITA	GMT94 Yamaha	Yamaha YZF R1	IND	1'36.092	2.267	0.545	24	158,323	262,8
21	35 H. SYHRIN	MAS	PETRONAS MIE Racing Honda Team	Honda CBR1000 RR-R	IND	1'36.647	2.822	0.555	17	157,414	267,3
22	53 T. RABAT	ESP	Kawasaki Puccetti Racing	Kawasaki ZX-10RR	IND	1'36.783	2.958	0.136	20	157,193	267,3
23	70 L. VITALI	ITA	Orelac Racing MOVISIO	Kawasaki ZX-10RR	IND	1'36.908	3.083	0.125	16	156,990	264,1
24	32 I. VINALES	ESP	TPR by Vinales Racing	Kawasaki ZX-10RR	IND	1'37.504	3.679	0.596	17	156,031	257,8
25	88 R. MIZUNO	JPN	PETRONAS MIE Racing Honda Team	Honda CBR1000 RR-R	IND	1'37.513	3.688	0.009	18	156,016	264,1

Qualifying Lap Time (105% of 1'33.825): **1'38.517**

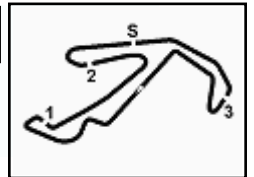
AIR	Humidity:	53%	Temp:	26°C
TRACK	Condition:	Dry	Temp:	47°C

Records	Pole	(SP)	2022	A.Bautista	1'33.328	163,010	Km/h
	Race	(SPRC)	2022	T.Razgatlioglu	1'33.722	162,330	Km/h
	All Times	(SP)	2022	A.Bautista	1'33.328	163,010	Km/h

Start 02/06/2023 15:00 End 15:48 The results are provisional until the end of the time limit for protests and appeals and the completion of the technical checks.

These data/results cannot be reproduced, stored and/or transmitted in whole or in part by any manner of electronic, mechanical, photocopying, recording, broadcasting or otherwise now known or herein after developed without the previous express consent by the copyright owner, except for reproduction in daily press and regular printed publications on sale to the public within 60 days of the event related to those data/results and always provided that copyright symbol appears together as follows below.

© DORNA WSBK ORGANIZATION Srl 2023



Pirelli Emilia-Romagna Round, 2-4 June 2023

Results Free Practice 2nd Session

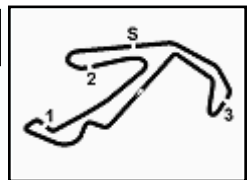
Session Highlights

Local Time	No. Rider	Description
15.00.00		Start
15.00.03		WorldSBK Pit Intervention Time: Imin 6secs
15.09.09	70 L. VITALI	Current Lap Cancelled - Exceeded Track Limits - Turn 1
15.09.15	77 D. AEGERTER	Crashed - Turn 1
15.10.00	76 L. BAZ	Current Lap Cancelled - Exceeded Track Limits - Turn 1
15.10.36	87 R. GARDNER	Current Lap Cancelled - Exceeded Track Limits - Turn 1
15.12.30	70 L. VITALI	Lap Cancelled [2'03.058] - Yellow Flag - Turn 1
15.12.35	21 M. RINALDI	Lap Cancelled [1'35.520] - Yellow Flag - Turn 1
15.12.40	66 T. SYKES	Lap Cancelled [1'49.816] - Yellow Flag - Turn 1
15.12.45	7 I. LECUONA	Lap Cancelled [1'54.305] - Yellow Flag - Turn 1
15.12.50	76 L. BAZ	Lap Cancelled [1'38.447] - Yellow Flag - Turn 1
15.12.55	22 A. LOWES	Lap Cancelled [1'35.127] - Yellow Flag - Turn 1
15.13.00	1 A. BAUTISTA	Lap Cancelled [1'37.013] - Yellow Flag - Turn 1
15.13.05	31 G. GERLOFF	Lap Cancelled [1'54.182] - Yellow Flag - Turn 1
15.13.10	45 S. REDDING	Lap Cancelled [1'36.040] - Yellow Flag - Turn 1
15.13.15	34 L. BALDASSARRI	Lap Cancelled [1'55.255] - Exceeded Track Limits - Turn 11
15.13.15	47 A. BASSANI	Lap Cancelled [1'35.021] - Yellow Flag - Turn 1
15.13.18	45 S. REDDING	Current Lap Cancelled - Exceeded Track Limits - Turn 1
15.13.37	34 L. BALDASSARRI	Lap Cancelled [1'55.255] - Exceeded Track Limits - Turn 11
15.14.52	76 L. BAZ	Current Lap Cancelled - Exceeded Track Limits - Turn 1
15.15.13	5 P. OETTL	Current Lap Cancelled - Exceeded Track Limits - Turn 1
15.15.31	21 M. RINALDI	Current Lap Cancelled - Exceeded Track Limits - Turn 1
15.17.50	5 P. OETTL	Lap Cancelled [1'42.002] - Exceeded Track Limits - Turn 16
15.18.42	87 R. GARDNER	Current Lap Cancelled - Exceeded Track Limits - Turn 1
15.18.47	21 M. RINALDI	Current Lap Cancelled - Exceeded Track Limits - Turn 1
15.18.59	47 A. BASSANI	Current Lap Cancelled - Exceeded Track Limits - Turn 1
15.20.05	5 P. OETTL	Current Lap Cancelled - Exceeded Track Limits - Turn 1
15.25.54	70 L. VITALI	Current Lap Cancelled - Exceeded Track Limits - Turn 1
15.26.52	16 G. RUIU	Current Lap Cancelled - Exceeded Track Limits - Turn 1
15.29.21	53 T. RABAT	Lap Cancelled [1'37.136] - Exceeded Track Limits - Turn 11
15.31.24	35 H. SYAHRIN	Current Lap Cancelled - Exceeded Track Limits - Turn 1
15.31.25	35 H. SYAHRIN	Lap Cancelled [1'37.911] - Exceeded Track Limits - Turn 16
15.31.54	53 T. RABAT	Lap Cancelled [1'37.136] - Exceeded Track Limits - Turn 11
15.32.02	35 H. SYAHRIN	Lap Cancelled [1'37.911] - Exceeded Track Limits - Turn 16
15.32.07	35 H. SYAHRIN	Lap Cancelled [1'37.911] - Exceeded Track Limits - Turn 16
15.32.45	88 R. MIZUNO	Lap Cancelled [1'37.950] - Exceeded Track Limits - Turn 16
15.32.55	54 T. RAZGATLIOGLU	Lap Cancelled [1'34.549] - Exceeded Track Limits - Turn 11
15.34.19	32 I. VINALES	Current Lap Cancelled - Exceeded Track Limits - Turn 1
15.34.50	45 S. REDDING	Current Lap Cancelled - Exceeded Track Limits - Turn 1
15.36.22	16 G. RUIU	Current Lap Cancelled - Exceeded Track Limits - Turn 1
15.36.25	47 A. BASSANI	Current Lap Cancelled - Exceeded Track Limits - Turn 1
15.36.30	45 S. REDDING	Current Lap Cancelled - Exceeded Track Limits - Turn 1
15.39.10	87 R. GARDNER	Current Lap Cancelled - Exceeded Track Limits - Turn 1
15.39.37	34 L. BALDASSARRI	Lap Cancelled [1'36.453] - Exceeded Track Limits - Turn 11
15.40.22	88 R. MIZUNO	Lap Cancelled [1'38.136] - Exceeded Track Limits - Turn 11
15.41.32	22 A. LOWES	Current Lap Cancelled - Exceeded Track Limits - Turn 1
15.41.44	7 I. LECUONA	Crashed - Turn 14
15.41.54	7 I. LECUONA	Re-joined
15.42.04	5 P. OETTL	Lap Cancelled [4'35.240] - Exceeded Track Limits - Turn 11
15.42.19	7 I. LECUONA	Current Lap Cancelled - Exceeded Track Limits - Turn 1
15.42.26	7 I. LECUONA	BLACK FLAG - Didn't enter the pitlane after crash [art. 1.21.5]
15.42.53	47 A. BASSANI	Current Lap Cancelled - Exceeded Track Limits - Turn 1
15.43.38	70 L. VITALI	Lap Cancelled [1'48.542] - Yellow Flag - Turn 13
15.43.43	53 T. RABAT	Lap Cancelled [1'45.852] - Yellow Flag - Turn 13
15.43.48	21 M. RINALDI	Lap Cancelled [1'48.402] - Yellow Flag - Turn 13
15.43.53	5 P. OETTL	Lap Cancelled [1'52.387] - Yellow Flag - Turn 13

Start 15:00 End 15:48 The results are provisional until the end of the time limit for protests and appeals and the completion of the technical checks.

These data/results cannot be reproduced, stored and/or transmitted in whole or in part by any manner of electronic, mechanical, photocopying, recording, broadcasting or otherwise now known or herein after developed without the previous express consent by the copyright owner, except for reproduction in daily press and regular printed publications on sale to the public within 60 days of the event related to those data/results and always provided that copyright symbol appears together as follows below.

© DORNA WSBK ORGANIZATION Srl 2023



Pirelli Emilia-Romagna Round, 2-4 June 2023

Results Free Practice 2nd Session

15.43.58	35 H. SYAHRIN	Lap Cancelled [1'44.896] - Yellow Flag - Turn 13
15.43.59	5 P. OETTL	Current Lap Cancelled - Exceeded Track Limits - Turn 1
15.44.03	88 R. MIZUNO	Lap Cancelled [1'39.521] - Exceeded Track Limits - Turn 11
15.44.56	45 S. REDDING	Current Lap Cancelled - Exceeded Track Limits - Turn 1
15.46.30	31 G. GERLOFF	Lap Cancelled [1'35.642] - Exceeded Track Limits - Turn 16
15.47.38	1 A. BAUTISTA	Lap Cancelled [1'33.971] - Exceeded Track Limits - Turn 15
15.48.46		End Of Session

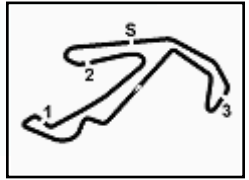
Fastest Laps Sequence

No.	Rider	Nat	Team	Bike	Local Time	Time	Gap	Avg
76	L. BAZ	FRA	Bonovo Action BMW	BMW M1000 RR	15:03'26.498	1'35.778		158,842
7	I. LECUONA	ESP	Team HRC	Honda CBR1000 RR-R	15:03'27.870	1'35.357	-0.421	159,544
22	A. LOWES	GBR	Kawasaki Racing Team WorldSBK	Kawasaki ZX-10RR	15:03'31.578	1'35.215	-0.142	159,782
1	A. BAUTISTA	ESP	Aruba.it Racing - Ducati	Ducati Panigale V4R	15:03'35.699	1'34.715	-0.500	160,625
22	A. LOWES	GBR	Kawasaki Racing Team WorldSBK	Kawasaki ZX-10RR	15:05'06.055	1'34.477	-0.238	161,030
1	A. BAUTISTA	ESP	Aruba.it Racing - Ducati	Ducati Panigale V4R	15:06'44.551	1'34.326	-0.151	161,287
1	A. BAUTISTA	ESP	Aruba.it Racing - Ducati	Ducati Panigale V4R	15:08'18.735	1'34.184	-0.142	161,531
1	A. BAUTISTA	ESP	Aruba.it Racing - Ducati	Ducati Panigale V4R	15:09'52.858	1'34.123	-0.061	161,635
1	A. BAUTISTA	ESP	Aruba.it Racing - Ducati	Ducati Panigale V4R	15:13'03.873	1'34.002	-0.121	161,843
1	A. BAUTISTA	ESP	Aruba.it Racing - Ducati	Ducati Panigale V4R	15:17'46.257	1'33.924	-0.078	161,978
1	A. BAUTISTA	ESP	Aruba.it Racing - Ducati	Ducati Panigale V4R	15:19'20.082	1'33.825	-0.099	162,149

Start 02/06/2023 15:00 End 15:48 The results are provisional until the end of the time limit for protests and appeals and the completion of the technical checks.

These data/results cannot be reproduced, stored and/or transmitted in whole or in part by any manner of electronic, mechanical, photocopying, recording, broadcasting or otherwise now known or herein after developed without the previous express consent by the copyright owner, except for reproduction in daily press and regular printed publications on sale to the public within 60 days of the event related to those data/results and always provided that copyright symbol appears together as follows below.

© DORNA WSBK ORGANIZATION Srl 2023



Pirelli Emilia-Romagna Round, 2-4 June 2023

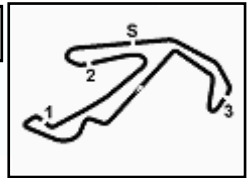
Free Practices Combined Results after FP2

No.	Rider	Nat	Team	Bike	Class	FP1	FP2	FP3	Time	Gap	Rel.	Avg	LL
1	1 A. BAUTISTA	ESP	Aruba.it Racing - Ducati	Ducati Panigale V4R		1'34.465	1'33.825		1'33.825			162,149	42
2	54 T. RAZGATLIOGLU	TUR	Pata Yamaha Prometeon WorldSBK	Yamaha YZF R1		1'34.154	1'34.494		1'34.154	0.329	0.329	161,582	44
3	9 D. PETRUCCI	ITA	Barni Spark Racing Team	Ducati Panigale V4R	IND	1'35.195	1'34.276		1'34.276	0.451	0.122	161,373	42
4	21 M. RINALDI	ITA	Aruba.it Racing - Ducati	Ducati Panigale V4R		1'34.396	1'34.283		1'34.283	0.458	0.007	161,361	38
5	22 A. LOWES	GBR	Kawasaki Racing Team WorldSBK	Kawasaki ZX-10RR		1'34.816	1'34.477		1'34.477	0.652	0.194	161,030	41
6	31 G. GERLOFF	USA	Bonovo Action BMW	BMW M1000 RR	IND	1'34.832	1'34.610		1'34.610	0.785	0.133	160,803	34
7	47 A. BASSANI	ITA	Motocorsa Racing	Ducati Panigale V4R	IND	1'35.333	1'34.699		1'34.699	0.874	0.089	160,652	36
8	77 D. AEGERTER	SUI	GYTR GRT Yamaha WorldSBK Team	Yamaha YZF R1	IND	1'34.706	1'35.455		1'34.706	0.881	0.007	160,640	34
9	65 J. REA	GBR	Kawasaki Racing Team WorldSBK	Kawasaki ZX-10RR		1'34.864	1'34.713		1'34.713	0.888	0.007	160,628	42
10	55 A. LOCATELLI	ITA	Pata Yamaha Prometeon WorldSBK	Yamaha YZF R1		1'34.730	1'35.063		1'34.730	0.905	0.017	160,600	41
11	45 S. REDDING	GBR	ROKiT BMW Motorrad WorldSBK Team	BMW M1000 RR		1'35.137	1'34.826		1'34.826	1.001	0.096	160,437	31
12	97 X. VIERGE	ESP	Team HRC	Honda CBR1000 RR-R		1'34.919	1'34.833		1'34.833	1.008	0.007	160,425	42
13	66 T. SYKES	GBR	ROKiT BMW Motorrad WorldSBK Team	BMW M1000 RR		1'35.137	1'34.867		1'34.867	1.042	0.034	160,368	33
14	5 P. QETTL	GER	Team GoEleven	Ducati Panigale V4R	IND	1'35.471	1'34.922		1'34.922	1.097	0.055	160,275	39
15	7 I. LECUONA	ESP	Team HRC	Honda CBR1000 RR-R		1'34.970	1'34.932		1'34.932	1.107	0.010	160,258	35
16	76 L. BAZ	FRA	Bonovo Action BMW	BMW M1000 RR	IND	1'35.360	1'35.134		1'35.134	1.309	0.202	159,918	36
17	87 R. GARDNER	AUS	GYTR GRT Yamaha WorldSBK Team	Yamaha YZF R1		1'35.232	1'35.321		1'35.232	1.407	0.098	159,753	41
18	28 B. RAY	GBR	Yamaha Motoxrcing WorldSBK Team	Yamaha YZF R1	IND	1'36.292	1'35.523		1'35.523	1.698	0.291	159,266	35
19	16 G. RUIU	ITA	Bmax Racing	BMW M1000 RR	IND	1'36.474	1'35.547		1'35.547	1.722	0.024	159,226	29
20	34 L. BALDASSARRI	ITA	GMT94 Yamaha	Yamaha YZF R1	IND	1'36.035	1'36.092		1'36.035	2.210	0.488	158,417	42
21	53 T. RABAT	ESP	Kawasaki Puccetti Racing	Kawasaki ZX-10RR	IND	1'36.485	1'36.783		1'36.485	2.660	0.450	157,678	41
22	35 H. SYAHRIN	MAS	PETRONAS MIE Racing Honda Team	Honda CBR1000 RR-R	IND	1'36.584	1'36.647		1'36.584	2.759	0.099	157,517	36
23	70 L. VITALI	ITA	Orelac Racing MOVISIO	Kawasaki ZX-10RR	IND	1'36.767	1'36.908		1'36.767	2.942	0.183	157,219	29
24	32 I. VINALES	ESP	TPR by Vinales Racing	Kawasaki ZX-10RR	IND		1'37.504		1'37.504	3.679	0.737	156,031	18
25	88 R. MIZUNO	JPN	PETRONAS MIE Racing Honda Team	Honda CBR1000 RR-R	IND	1'39.303	1'37.513		1'37.513	3.688	0.009	156,016	35

02/06/2023

These data/results cannot be reproduced, stored and/or transmitted in whole or in part by any manner of electronic, mechanical, photocopying, recording, broadcasting or otherwise now known or herein after developed without the previous express consent by the copyright owner, except for reproduction in daily press and regular printed publications on sale to the public within 60 days of the event related to those data/results and always provided that copyright symbol appears together as follows below.

© DORNA WSBK ORGANIZATION Srl 2023



Pirelli Emilia-Romagna Round, 2-4 June 2023

Best Sectors & Speed Free Practice 2nd Session

Misano Circuit Sic 58 4.226 m

BEST LAP		
1	1 A. BAUTISTA	Ducati Panigale V4R 1'33.825
2	9 D. PETRUCCI	Ducati Panigale V4R 1'34.276
3	21 M. RINALDI	Ducati Panigale V4R 1'34.283
4	22 A. LOWES	Kawasaki ZX-10RR 1'34.477
5	54 T. RAZGATLIOGLU	Yamaha YZF R1 1'34.494
6	31 G. GERLOFF	BMW M1000 RR 1'34.610
7	47 A. BASSANI	Ducati Panigale V4R 1'34.699
8	65 J. REA	Kawasaki ZX-10RR 1'34.713
9	45 S. REDDING	BMW M1000 RR 1'34.826
10	97 X. VIERGE	Honda CBR1000 RR-R 1'34.833
11	66 T. SYKES	BMW M1000 RR 1'34.867
12	5 P. OETTL	Ducati Panigale V4R 1'34.922
13	7 I. LECUONA	Honda CBR1000 RR-R 1'34.932
14	55 A. LOCATELLI	Yamaha YZF R1 1'35.063
15	76 L. BAZ	BMW M1000 RR 1'35.134
16	87 R. GARDNER	Yamaha YZF R1 1'35.321
17	77 D. AEGERTER	Yamaha YZF R1 1'35.455
18	28 B. RAY	Yamaha YZF R1 1'35.523
19	16 G. RUIJU	BMW M1000 RR 1'35.547
20	34 L. BALDASSARRI	Yamaha YZF R1 1'36.092
21	35 H. SYHRIN	Honda CBR1000 RR-R 1'36.647
22	53 T. RABAT	Kawasaki ZX-10RR 1'36.783
23	70 L. VITALI	Kawasaki ZX-10RR 1'36.908
24	32 I. VINALES	Kawasaki ZX-10RR 1'37.504
25	88 R. MIZUNO	Honda CBR1000 RR-R 1'37.513

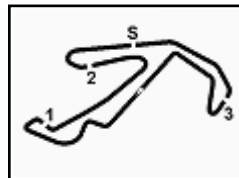
SPEED		
1	1 A. BAUTISTA	Ducati Panigale V4R 275,5
2	97 X. VIERGE	Honda CBR1000 RR-R 272,0
3	16 G. RUIJU	BMW M1000 RR 272,0
4	31 G. GERLOFF	BMW M1000 RR 271,4
5	45 S. REDDING	BMW M1000 RR 271,4
6	9 D. PETRUCCI	Ducati Panigale V4R 270,7
7	55 A. LOCATELLI	Yamaha YZF R1 270,7
8	21 M. RINALDI	Ducati Panigale V4R 270,7
9	47 A. BASSANI	Ducati Panigale V4R 270,7
10	66 T. SYKES	BMW M1000 RR 270,7
11	7 I. LECUONA	Honda CBR1000 RR-R 270,0
12	5 P. OETTL	Ducati Panigale V4R 270,0
13	65 J. REA	Kawasaki ZX-10RR 269,3
14	54 T. RAZGATLIOGLU	Yamaha YZF R1 269,3
15	22 A. LOWES	Kawasaki ZX-10RR 269,3
16	77 D. AEGERTER	Yamaha YZF R1 268,7
17	87 R. GARDNER	Yamaha YZF R1 268,7
18	35 H. SYHRIN	Honda CBR1000 RR-R 267,3
19	76 L. BAZ	BMW M1000 RR 267,3
20	53 T. RABAT	Kawasaki ZX-10RR 267,3
21	28 B. RAY	Yamaha YZF R1 264,7
22	70 L. VITALI	Kawasaki ZX-10RR 264,1
23	88 R. MIZUNO	Honda CBR1000 RR-R 264,1
24	34 L. BALDASSARRI	Yamaha YZF R1 262,8
25	32 I. VINALES	Kawasaki ZX-10RR 257,8

SEG. 1			SEG. 2			SEG. 3			SEG. 4		
1	1 A. BAUTISTA	26.255	1	1 A. BAUTISTA	20.991	1	1 A. BAUTISTA	25.382	1	21 M. RINALDI	20.984
2	65 J. REA	26.255	2	54 T. RAZGATLIOGLU	21.068	2	22 A. LOWES	25.603	2	1 A. BAUTISTA	20.989
3	54 T. RAZGATLIOGLU	26.332	3	9 D. PETRUCCI	21.109	3	21 M. RINALDI	25.672	3	9 D. PETRUCCI	21.086
4	31 G. GERLOFF	26.336	4	47 A. BASSANI	21.137	4	65 J. REA	25.701	4	47 A. BASSANI	21.116
5	21 M. RINALDI	26.337	5	21 M. RINALDI	21.141	5	9 D. PETRUCCI	25.703	5	22 A. LOWES	21.135
6	9 D. PETRUCCI	26.367	6	31 G. GERLOFF	21.218	6	54 T. RAZGATLIOGLU	25.704	6	54 T. RAZGATLIOGLU	21.187
7	87 R. GARDNER	26.383	7	22 A. LOWES	21.221	7	66 T. SYKES	25.749	7	7 I. LECUONA	21.202
8	22 A. LOWES	26.394	8	5 P. OETTL	21.225	8	31 G. GERLOFF	25.751	8	66 T. SYKES	21.205
9	7 I. LECUONA	26.395	9	76 L. BAZ	21.320	9	77 D. AEGERTER	25.765	9	45 S. REDDING	21.206
10	97 X. VIERGE	26.395	10	45 S. REDDING	21.322	10	45 S. REDDING	25.788	10	65 J. REA	21.225
11	45 S. REDDING	26.406	11	87 R. GARDNER	21.350	11	7 I. LECUONA	25.807	11	31 G. GERLOFF	21.233
12	55 A. LOCATELLI	26.427	12	65 J. REA	21.350	12	5 P. OETTL	25.824	12	97 X. VIERGE	21.235
13	28 B. RAY	26.430	13	97 X. VIERGE	21.368	13	97 X. VIERGE	25.826	13	5 P. OETTL	21.238
14	76 L. BAZ	26.471	14	55 A. LOCATELLI	21.384	14	55 A. LOCATELLI	25.841	14	76 L. BAZ	21.260
15	47 A. BASSANI	26.488	15	7 I. LECUONA	21.385	15	47 A. BASSANI	25.873	15	55 A. LOCATELLI	21.260
16	66 T. SYKES	26.511	16	77 D. AEGERTER	21.400	16	76 L. BAZ	25.935	16	77 D. AEGERTER	21.282
17	5 P. OETTL	26.521	17	66 T. SYKES	21.402	17	87 R. GARDNER	25.940	17	87 R. GARDNER	21.296
18	77 D. AEGERTER	26.606	18	34 L. BALDASSARRI	21.481	18	16 G. RUIJU	26.016	18	28 B. RAY	21.329
19	16 G. RUIJU	26.607	19	16 G. RUIJU	21.500	19	34 L. BALDASSARRI	26.039	19	16 G. RUIJU	21.424
20	53 T. RABAT	26.759	20	53 T. RABAT	21.591	20	28 B. RAY	26.061	20	34 L. BALDASSARRI	21.433
21	34 L. BALDASSARRI	26.786	21	28 B. RAY	21.659	21	35 H. SYHRIN	26.254	21	35 H. SYHRIN	21.647
22	70 L. VITALI	26.839	22	35 H. SYHRIN	21.774	22	53 T. RABAT	26.276	22	32 I. VINALES	21.650
23	35 H. SYHRIN	26.874	23	70 L. VITALI	21.861	23	70 L. VITALI	26.454	23	53 T. RABAT	21.659
24	88 R. MIZUNO	26.989	24	32 I. VINALES	21.951	24	88 R. MIZUNO	26.573	24	70 L. VITALI	21.719
25	32 I. VINALES	27.237	25	88 R. MIZUNO	22.042	25	32 I. VINALES	26.666	25	88 R. MIZUNO	21.733

02/06/2023

These data/results cannot be reproduced, stored and/or transmitted in whole or in part by any manner of electronic, mechanical, photocopying, recording, broadcasting or otherwise now known or herein after developed without the previous express consent by the copyright owner, except for reproduction in daily press and regular printed publications on sale to the public within 60 days of the event related to those data/results and always provided that copyright symbol appears together as follows below.

© DORNA WSBK ORGANIZATION Srl 2023



Misano Circuit Sic 58 4.226 m

Pirelli Emilia-Romagna Round, 2-4 June 2023

Ideal Times Free Practice 2nd Session

No.	Rider	Nat	Bike	Seg. 1	Seg. 2	Seg. 3	Seg. 4	Ideal Time		
				Diff. 1	Diff. 2	Diff. 3	Diff. 4	Best Lap	Pos.	Diff.
1	1 A. BAUTISTA	ESP	Ducati Panigale V4R	26.255 +0.029	20.991	25.382 +0.179	20.989	1'33.617 1'33.825	1	0.208
2	21 M. RINALDI	ITA	Ducati Panigale V4R	26.337 +0.044	21.141 +0.002	25.672	20.984 +0.103	1'34.134 1'34.283	3	0.149
3	9 D. PETRUCCI	ITA	Ducati Panigale V4R	26.367	21.109	25.703	21.086 +0.011	1'34.265 1'34.276	2	0.011
4	54 T. RAZGATLIOGLU	TUR	Yamaha YZF R1	26.332 +0.203	21.068	25.704	21.187	1'34.291 1'34.494	5	0.203
5	22 A. LOWES	GBR	Kawasaki ZX-10RR	26.394 +0.012	21.221 +0.088	25.603	21.135 +0.024	1'34.353 1'34.477	4	0.124
6	65 J. REA	GBR	Kawasaki ZX-10RR	26.255	21.350	25.701 +0.085	21.225 +0.097	1'34.531 1'34.713	8	0.182
7	31 G. GERLOFF	USA	BMW M1000 RR	26.336	21.218	25.751	21.233 +0.072	1'34.538 1'34.610	6	0.072
8	47 A. BASSANI	ITA	Ducati Panigale V4R	26.488 +0.017	21.137 +0.029	25.873	21.116 +0.039	1'34.614 1'34.699	7	0.085
9	45 S. REDDING	GBR	BMW M1000 RR	26.406 +0.010	21.322 +0.036	25.788	21.206 +0.058	1'34.722 1'34.826	9	0.104
10	7 I. LECUONA	ESP	Honda CBR1000 RR-R	26.395	21.385	25.807 +0.143	21.202	1'34.789 1'34.932	13	0.143
11	5 P. OETTL	GER	Ducati Panigale V4R	26.521	21.225 +0.063	25.824 +0.051	21.238	1'34.808 1'34.922	12	0.114
12	97 X. VIERGE	ESP	Honda CBR1000 RR-R	26.395	21.368 +0.005	25.826	21.235 +0.004	1'34.824 1'34.833	10	0.009
13	66 T. SYKES	GBR	BMW M1000 RR	26.511	21.402	25.749	21.205	1'34.867 1'34.867	11	
14	55 A. LOCATELLI	ITA	Yamaha YZF R1	26.427 +0.043	21.384 +0.049	25.841 +0.059	21.260	1'34.912 1'35.063	14	0.151
15	87 R. GARDNER	AUS	Yamaha YZF R1	26.383	21.350 +0.131	25.940 +0.010	21.296 +0.211	1'34.969 1'35.321	16	0.352
16	76 L. BAZ	FRA	BMW M1000 RR	26.471	21.320 +0.122	25.935 +0.022	21.260 +0.004	1'34.986 1'35.134	15	0.148
17	77 D. AEGERTER	SUI	Yamaha YZF R1	26.606 +0.020	21.400	25.765 +0.365	21.282 +0.017	1'35.053 1'35.455	17	0.402
18	28 B. RAY	GBR	Yamaha YZF R1	26.430	21.659 +0.044	26.061	21.329	1'35.479 1'35.523	18	0.044
19	16 G. RUJU	ITA	BMW M1000 RR	26.607	21.500	26.016	21.424	1'35.547 1'35.547	19	
20	34 L. BALDASSARRI	ITA	Yamaha YZF R1	26.786 +0.017	21.481 +0.174	26.039 +0.095	21.433 +0.067	1'35.739 1'36.092	20	0.353
21	53 T. RABAT	ESP	Kawasaki ZX-10RR	26.759 +0.189	21.591 +0.260	26.276	21.659 +0.049	1'36.285 1'36.783	22	0.498
22	35 H. SYAHRIN	MAS	Honda CBR1000 RR-R	26.874	21.774	26.254 +0.098	21.647	1'36.549 1'36.647	21	0.098
23	70 L. VITALI	ITA	Kawasaki ZX-10RR	26.839 +0.033	21.861 +0.002	26.454	21.719	1'36.873 1'36.908	23	0.035
24	88 R. MIZUNO	JPN	Honda CBR1000 RR-R	26.989 +0.012	22.042 +0.123	26.573	21.733 +0.041	1'37.337 1'37.513	25	0.176
25	32 I. VINALES	ESP	Kawasaki ZX-10RR	27.237	21.951	26.666	21.650	1'37.504 1'37.504	24	
Overall Ideal Time				26.255	20.991	25.382	20.984	1'33.612		

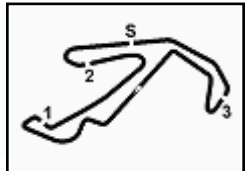
02/06/2023

These data/results cannot be reproduced, stored and/or transmitted in whole or in part by any manner of electronic, mechanical, photocopying, recording, broadcasting or otherwise now known or herein after developed without the previous express consent by the copyright owner, except for reproduction in daily press and regular printed publications on sale to the public within 60 days of the event related to those data/results and always provided that copyright symbol appears together as follows below.

© DORNA WSBK ORGANIZATION Srl 2023

FIGR PERUGIA TIMING





Misano Circuit Sic 58 4.226 m

Pirelli Emilia-Romagna Round, 2-4 June 2023

Chronological Analysis Free Practice 2nd Session

1 / 5

1° 1 A. BAUTISTA [1'33.825]							
Lap	Seg.1	Seg.2	Seg.3	Seg.4	Lap Time	km/h	Local Time
1							15:00'08.797
2	42.571	22.253	25.913	21.450	1'52.187P	273,4	15:02'00.984
3	26.648	21.172	25.726	21.169	1'34.715	272,7	15:03'35.699
4	26.567	21.244	25.547	21.168	1'34.526	273,4	15:05'10.225
5	26.528	21.108	25.555	21.135	1'34.326	272,7	15:06'44.551
6	26.351	21.121	25.505	21.207	1'34.184	272,7	15:08'18.735
7	26.314	21.144	25.502	21.163	1'34.123	274,8	15:09'52.858
8	28.984	21.193	25.619	21.217	1'37.013C	274,8	15:11'29.871
9	26.481	21.079	25.382	21.060	1'34.002	275,5	15:13'03.873
10	26.362	21.055	25.417	21.198	1'34.032	274,8	15:14'37.905
11	26.767	21.101	25.431	21.129	1'34.428	274,1	15:16'12.333
12	26.360	21.058	25.479	21.027	1'33.924	273,4	15:17'46.257
13	26.284	20.991	25.561	20.989	1'33.825	272,7	15:19'20.082
14	27.890	21.694	26.521	11'10.345	12'26.450P	270,0	15:31'46.532
15	42.685	21.670	25.865	21.249	1'51.469P	270,7	15:33'38.001
16	26.338	21.081	25.491	21.239	1'34.149	274,8	15:35'12.150
17	26.328	21.143	25.541	21.114	1'34.126	272,7	15:36'46.276
18	26.291	21.054	25.544	21.188	1'34.077	274,1	15:38'20.353
19	26.287	21.114	25.478	21.305	1'34.184	274,8	15:39'54.537
20	26.326	21.084	25.684	21.129	1'34.223	272,7	15:41'28.760
21	26.321	21.053	25.522	21.063	1'33.959	273,4	15:43'02.719
22	26.447	21.104	25.596	21.090	1'34.237	273,4	15:44'36.956
23	26.255	21.060	25.476	21.180	1'33.971C	274,1	15:46'10.927

11	30.470	22.920	27.082	21.858	1'42.330C	266,0	15:17'03.413
12	26.435	21.161	25.709	20.984	1'34.289	268,7	15:18'37.702
13	28.947	22.297	27.456	10'36.475	11'55.175CP	259,6	15:30'32.877
14	42.739	21.842	26.255	21.752	1'52.588P	267,3	15:32'25.465
15	26.602	21.310	28.160	24.751	1'40.823	270,7	15:34'06.288
16	26.381	21.143	25.672	21.087	1'34.283	269,3	15:35'40.571
17	26.337	21.160	25.724	21.500	1'34.721	269,3	15:37'15.292
18	26.575	21.176	25.727	21.208	1'34.686	270,0	15:38'49.978
19	26.539	21.216	25.895	21.222	1'34.872	270,0	15:40'24.850
20	26.588	27.661	30.130	24.023	1'48.402C	237,9	15:42'13.252
21	26.624	21.486	25.922	21.372	1'35.404	270,7	15:43'48.656
22	26.599	21.227	25.910	21.241	1'34.977	269,3	15:45'23.633

2° 9 D. PETRUCCI [1'34.276]							
Lap	Seg.1	Seg.2	Seg.3	Seg.4	Lap Time	km/h	Local Time
1							15:00'12.957
2	44.048	22.322	27.189	21.799	1'55.358P	263,4	15:02'08.315
3	26.680	21.459	26.093	21.405	1'35.637	267,3	15:03'43.952
4	26.879	24.432	28.403	21.736	1'41.450	266,7	15:05'25.402
5	26.601	21.445	28.094	34.616	1'50.756	270,7	15:07'16.158
6	26.619	21.330	25.949	21.226	1'35.124	270,7	15:08'51.282
7	26.645	21.248	25.933	21.240	1'35.066	269,3	15:10'26.348
8	31.134	21.616	27.064	26.085	1'45.899	264,1	15:12'12.247
9	26.650	21.306	25.931	21.194	1'35.081	270,0	15:13'47.328
10	26.625	21.329	28.818	8'53.331	10'10.103P	269,3	15:23'57.431
11	43.845	22.416	27.318	21.378	1'54.957P	262,8	15:25'52.388
12	26.491	21.285	25.963	21.263	1'35.002	269,3	15:27'27.390
13	26.658	21.441	26.156	22.450	1'36.705	268,0	15:29'04.095
14	27.347	22.525	27.954	3'04.602	4'22.428P	255,9	15:33'26.523
15	44.228	24.256	29.898	25.411	2'03.793P	246,6	15:35'30.316
16	26.382	21.228	25.839	21.145	1'34.594	268,7	15:37'04.910
17	26.388	21.254	25.714	21.143	1'34.499	268,7	15:38'39.409
18	26.556	21.229	25.835	21.086	1'34.706	270,0	15:40'14.115
19	26.848	21.334	25.906	21.138	1'35.226	269,3	15:41'49.341
20	26.374	21.189	25.835	21.164	1'34.562	269,3	15:43'23.903
21	26.505	21.249	25.881	21.132	1'34.767	268,0	15:44'58.670
22	26.367	21.109	25.703	21.097	1'34.276	268,0	15:46'32.946

4° 22 A. LOWES [1'34.477]							
Lap	Seg.1	Seg.2	Seg.3	Seg.4	Lap Time	km/h	Local Time
1							15:01'56.363
2	26.638	21.541	25.811	21.225	1'35.215	268,7	15:03'31.578
3	26.406	21.309	25.603	21.159	1'34.477	269,3	15:05'06.055
4	26.425	21.408	25.918	21.309	1'35.060	269,3	15:06'41.115
5	26.411	21.409	25.850	21.452	1'35.122	269,3	15:08'16.237
6	26.672	21.645	25.903	21.298	1'35.518	268,0	15:09'51.755
7	26.676	21.324	25.799	21.328	1'35.127C	268,7	15:11'26.882
8	26.858	21.370	25.976	21.293	1'35.497	267,3	15:13'02.379
9	26.623	21.347	26.032	21.440	1'35.442	266,7	15:14'37.821
10	30.481	21.624	26.200	21.654	1'39.959	266,7	15:16'17.780
11	26.740	21.390	25.888	21.452	1'35.470	268,7	15:17'53.250
12	27.221	21.412	25.943	21.345	1'35.921	268,0	15:19'29.171
13	26.872	21.380	25.910	21.461	1'35.623	269,3	15:21'04.794
14	26.593	21.458	26.002	38.080	1'52.133P	268,0	15:22'56.927
15	9'18.936	22.275	26.466	21.713	10'29.390P	264,7	15:33'26.317
16	26.547	21.389	25.971	21.455	1'35.362	267,3	15:35'01.679
17	26.746	21.474	25.933	21.381	1'35.534	266,7	15:36'37.213
18	26.458	21.394	25.872	21.256	1'34.980	266,0	15:38'12.193
19	26.459	21.264	25.785	21.292	1'34.800	267,3	15:39'46.993
20	26.552	21.268	25.707	21.135	1'34.662	266,7	15:41'21.655
21	38.168	24.614	29.321	21.473	1'53.576C	236,8	15:43'15.231
22	26.638	21.310	25.715	21.188	1'34.851	267,3	15:44'50.082
23	26.394	21.221	25.794	21.255	1'34.664	267,3	15:46'24.746

3° 21 M. RINALDI [1'34.283]							
Lap	Seg.1	Seg.2	Seg.3	Seg.4	Lap Time	km/h	Local Time
1							15:00'49.350
2	42.544	22.050	26.700	21.449	1'52.743P	266,7	15:02'42.093
3	26.630	21.432	25.942	21.256	1'35.260	266,7	15:04'17.353
4	26.548	21.330	25.968	21.051	1'34.897	268,7	15:05'52.250
5	26.521	21.266	25.784	20.984	1'34.555	268,7	15:07'26.805
6	26.518	21.284	25.903	21.009	1'34.714	268,7	15:09'01.519
7	27.129	21.333	25.956	21.102	1'35.520C	266,7	15:10'37.039
8	26.527	21.239	25.835	21.153	1'34.754	269,3	15:12'11.793
9	26.581	21.151	25.757	21.126	1'34.615	270,0	15:13'46.408
10	26.496	21.141	25.867	21.171	1'34.675	270,7	15:15'21.083

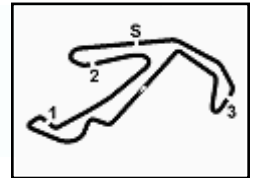
5° 54 T. RAZGATLIOGLU [1'34.494]							
Lap	Seg.1	Seg.2	Seg.3	Seg.4	Lap Time	km/h	Local Time
1							15:00'28.650
2	44.048	22.700	27.591	21.957	1'56.296P	262,8	15:02'24.946
3	26.866	21.678	26.152	21.803	1'36.499	266,0	15:04'01.445
4	27.530	22.986	26.059	21.348	1'37.923	269,3	15:05'39.368
5	26.623	21.346	25.973	21.283	1'35.225	268,0	15:07'14.593
6	26.602	21.303	27.189	6'08.388	7'23.482P	265,4	15:14'38.075
7	43.745	22.787	26.779	21.655	1'54.966P	260,9	15:16'33.041
8	26.392	21.334	25.771	21.248	1'34.745	263,4	15:18'07.786
9	26.429	21.264	25.858	21.306	1'34.857	265,4	15:19'42.643
10	26.441	21.209	25.875	21.197	1'34.722	266,0	15:21'17.365
11	26.479	21.206	25.966	21.304	1'34.955	266,0	15:22'52.320
12	26.383	21.261	25.936	21.281	1'34.861	264,1	15:24'27.181
13	26.503	21.269	25.873	21.282	1'34.927	265,4	15:26'02.108
14	26.373	21.236	25.853	21.255	1'34.717	264,7	15:27'36.825
15	26.396	21.149	25.726	21.253	1'34.524	264,7	15:29'11.349
16	26.393	21.237	25.753	21.220	1'34.603	264,1	15:30'45.952
17	26.332	21.178	25.798	21.241	1'34.549C	265,4	15:32'20.501
18	26.472	21.128	25.812	21.313	1'34.725	265,4	15:33'55.226
19	26.395	21.195	25.727	21.220	1'34.537	266,7	15:35'29.763
20	26.552	21.163	25.782	21.347	1'34.844	266,0	15:37'04.607
21	26.382	21.130	25.765	21.248	1'34.525	264,7	15:38'39.132
22	26.535	21.068	25.704	21.187	1'34.494	266,0	15:40'13.626

02/06/2023

P = Pits In/Out - C = Lap Time Cancelled

These data/results cannot be reproduced, stored and/or transmitted in whole or in part by any manner of electronic, mechanical, photocopying, recording, broadcasting or otherwise now known or herein after developed without the previous express consent by the copyright owner, except for reproduction in daily press and regular printed publications on sale to the public within 60 days of the event related to those data/results and always provided that copyright symbol appears together as follows below.

© DORNA WSBK ORGANIZATION Srl 2023



Pirelli Emilia-Romagna Round, 2-4 June 2023

Chronological Analysis Free Practice 2nd Session

Misano Circuit Sic 58.4226 m

2 / 5

23	27.072	21.212	25.841	21.271	1'35.396	264,7	15:41'49.022
24	26.400	21.158	25.733	21.240	1'34.531	266,0	15:43'23.553
25	26.648	22.059	26.392	21.235	1'36.334	259,0	15:44'59.887
26	26.502	21.200	25.738	21.234	1'34.674	268,7	15:46'34.561

9	26.450	21.415	25.848	21.423	1'35.136	267,3	15:15'09.098
10	26.534	21.351	25.897	21.403	1'35.185	266,7	15:16'44.283
11	26.683	21.506	25.855	21.466	1'35.510	267,3	15:18'19.793
12	26.416	21.404	25.903	21.461	1'35.184	266,0	15:19'54.977
13	26.515	21.557	26.051	21.467	1'35.590	266,7	15:21'30.567
14	26.554	21.454	25.964	21.437	1'35.409	267,3	15:23'05.976
15	26.617	21.473	25.840	21.471	1'35.401	268,0	15:24'41.377
16	26.486	21.566	25.789	21.439	1'35.280	268,7	15:26'16.657
17	26.497	21.489	25.857	21.397	1'35.240	268,0	15:27'51.897
18	26.686	21.570	25.876	21.538	1'35.670	266,7	15:29'27.567
19	26.487	21.409	26.011	21.379	1'35.286	268,7	15:31'02.853
20	26.567	21.435	25.908	21.543	1'35.453	266,0	15:32'38.306
21	29.368	23.761	28.369	35.750	1'57.248P	259,6	15:34'35.554
22	5'39.128	25.609	29.238	21.639	6'55.614P	262,8	15:41'31.168
23	26.374	21.364	25.705	21.343	1'34.786	268,0	15:43'05.954
24	27.186	21.701	26.084	21.571	1'36.542	265,4	15:44'42.496
25	26.255	21.350	25.786	21.322	1'34.713	268,0	15:46'17.209

6° 31 G. GERLOFF [1'34.610]

Lap	Seg1	Seg2	Seg3	Seg4	Lap Time	km/h	Local Time
1		22.608	27.207	21.739	269,3	15:01'52.759	
2	26.877	21.821	26.091	21.668	1'36.457	268,0	15:03'29.216
3	26.575	21.510	25.842	21.399	1'35.326	271,4	15:05'04.542
4	26.988	21.471	25.948	21.337	1'35.744	270,0	15:06'40.286
5	26.658	21.538	26.057	21.468	1'35.721	269,3	15:08'16.007
6	26.628	22.337	26.109	22.462	1'37.536	270,7	15:09'53.543
7	29.905	23.604	26.768	33.905	1'54.182CP	265,4	15:11'47.725
8	5'05.563	22.485	26.805	26.199	6'21.052P	267,3	15:18'08.777
9	26.732	21.448	26.080	21.525	1'35.785	268,7	15:19'44.562
10	26.420	21.473	26.112	21.303	1'35.308	268,7	15:21'19.870
11	30.310	22.782	26.456	34.811	1'54.359P	268,0	15:23'14.229
12	8'33.867	22.166	28.123	22.617	9'46.773P	268,7	15:33'01.002
13	26.481	21.364	26.068	21.236	1'35.149	269,3	15:34'36.151
14	26.386	21.367	25.997	21.267	1'35.017	268,7	15:36'11.168
15	26.414	21.281	26.028	21.259	1'34.982	268,7	15:37'46.150
16	26.336	21.218	25.751	21.305	1'34.610	269,3	15:39'20.760
17	26.352	21.364	26.001	21.233	1'34.950	268,7	15:40'55.710
18	26.605	21.370	25.982	21.254	1'35.211	270,0	15:42'30.921
19	27.309	21.598	26.818	21.582	1'37.307	267,3	15:44'08.228
20	26.537	21.302	26.408	21.395	1'35.642C	269,3	15:45'43.870

9° 45 S. REDDING [1'34.826]

Lap	Seg1	Seg2	Seg3	Seg4	Lap Time	km/h	Local Time
1		22.831	27.667	22.684	266,0	15:02'01.424	
2	26.454	21.322	25.932	21.277	1'34.985	270,7	15:03'36.409
3	26.416	21.358	25.788	21.264	1'34.826	270,0	15:05'11.235
4	26.457	21.356	26.120	21.486	1'35.419	270,0	15:06'46.654
5	26.580	21.381	26.010	21.206	1'35.177	268,0	15:08'21.831
6	26.432	21.330	25.898	21.241	1'34.901	268,7	15:09'56.732
7	26.517	21.527	26.378	21.618	1'36.040C	269,3	15:11'32.772
8	26.616	21.438	25.942	21.272	1'35.268	268,0	15:13'08.040
9	28.730	22.259	26.575	34.029	1'51.593CP	265,4	15:14'59.633
10	13'33.143	23.130	27.156	21.608	14'45.037P	265,4	15:29'44.670
11	26.419	21.426	26.162	21.309	1'35.316	268,0	15:31'19.986
12	26.476	25.497	31.663	21.775	1'45.411	164,4	15:33'05.397
13	26.468	21.387	26.004	21.509	1'35.368	271,4	15:34'40.765
14	29.950	21.551	26.056	21.520	1'39.077C	268,0	15:36'19.842
15	30.191	21.690	29.586	33.267	1'54.734CP	256,5	15:38'14.576
16	3'46.672	21.795	26.471	21.507	4'56.445P	268,0	15:43'11.021
17	26.406	21.339	26.036	21.310	1'35.091	267,3	15:44'46.112
18	33.861	22.423	26.617	21.673	1'44.574C	266,7	15:46'30.686

7° 47 A. BASSANI [1'34.699]

Lap	Seg1	Seg2	Seg3	Seg4	Lap Time	km/h	Local Time
1						15:01'01.386	
2	43.338	22.705	27.185	21.770	1'54.998P	265,4	15:02'56.384
3	26.695	21.318	26.114	21.157	1'35.284	268,7	15:04'31.668
4	26.488	21.261	26.026	21.116	1'34.891	270,0	15:06'06.559
5	26.515	21.181	25.976	21.125	1'34.797	270,0	15:07'41.356
6	26.540	21.245	26.138	21.151	1'35.074	269,3	15:09'16.430
7	26.692	21.154	25.940	21.235	1'35.021C	270,0	15:10'51.451
8	26.724	21.210	26.211	21.239	1'35.384	269,3	15:12'26.835
9	26.813	21.424	26.246	21.371	1'35.854	269,3	15:14'02.689
10	26.867	21.230	26.125	21.333	1'35.555	270,0	15:15'38.244
11	26.790	21.234	25.952	21.259	1'35.235	270,7	15:17'13.479
12	26.836	21.258	26.109	21.290	1'35.493	270,0	15:18'48.972
13	30.865	22.620	27.076	10'59.059	12'19.620CP	267,3	15:31'08.592
14	43.858	22.634	27.684	22.017	1'56.193P	257,8	15:33'04.785
15	26.666	21.308	25.997	21.176	1'35.147	270,0	15:34'39.932
16	26.505	21.166	25.873	21.155	1'34.699	270,7	15:36'14.631
17	30.610	21.988	26.482	21.766	1'40.846C	270,0	15:37'55.477
18	26.544	21.137	26.067	21.173	1'34.921	268,7	15:39'30.398
19	26.618	21.241	26.132	21.447	1'35.438	268,7	15:41'05.836
20	26.629	21.326	26.261	21.277	1'35.493	269,3	15:42'41.329
21	33.522	22.200	26.615	21.411	1'43.748C	268,0	15:44'25.077
22	26.635	21.152	25.908	21.122	1'34.817	269,3	15:45'59.894

10° 97 X. VIERGE [1'34.833]

Lap	Seg1	Seg2	Seg3	Seg4	Lap Time	km/h	Local Time
1		22.490	26.879	29.657	270,0	15:02'11.069	
2	26.992	21.694	26.369	21.599	1'36.654	272,7	15:03'47.723
3	26.672	21.521	26.223	21.298	1'35.714	270,7	15:05'23.437
4	27.508	22.314	42.537	21.369	1'53.728	103,3	15:07'17.165
5	26.699	21.481	26.188	21.280	1'35.648	272,0	15:08'52.813
6	26.745	21.661	26.162	21.408	1'35.976	272,0	15:10'28.789
7	26.794	21.484	26.188	21.352	1'35.818	270,0	15:12'04.607
8	26.596	21.497	26.093	21.252	1'35.438	267,3	15:13'40.045
9	26.704	21.379	26.737	21.390	1'36.210	270,0	15:15'16.255
10	26.640	21.368	26.003	21.264	1'35.275	267,3	15:16'51.530
11	26.760	21.453	26.237	21.464	1'35.914	268,0	15:18'27.444
12	26.652	21.482	26.023	21.271	1'35.428	266,7	15:20'02.872
13	26.560	21.400	26.029	21.235	1'35.224	270,7	15:21'38.096
14	28.245	22.771	27.390	36.201	1'54.607P	260,2	15:23'32.703
15	8'57.609	22.008	26.140	21.320	10'07.077P	268,0	15:33'39.780
16	26.395	21.373	25.826	21.239	1'34.833	270,7	15:35'14.613
17	26.666	21.415	26.201	21.617	1'35.899	266,7	15:36'50.512
18	26.671	21.477	26.193	21.419	1'35.760	267,3	15:38'26.272
19	26.701	21.457	26.488	21.608	1'36.254	266,7	15:40'02.526
20	26.764	21.445	26.168	21.453	1'35.830	266,7	15:41'38.356
21	26.669	21.458	26.198	21.337	1'35.662	266,7	15:43'14.018
22	26.839	22.852	26.138	21.270	1'37.099	272,0	15:44'51.117

8° 65 J. REA [1'34.713]

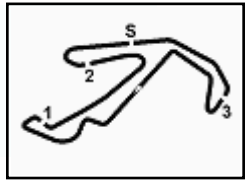
Lap	Seg1	Seg2	Seg3	Seg4	Lap Time	km/h	Local Time
1		26.380	35.598	22.830	157,2	15:02'27.043	
2	26.508	21.522	26.754	21.582	1'36.366	269,3	15:04'03.409
3	26.598	21.434	25.943	21.320	1'35.295	267,3	15:05'38.704
4	26.357	21.494	25.970	21.403	1'35.224	264,7	15:07'13.928
5	26.265	21.456	25.867	21.273	1'34.861	265,4	15:08'48.789
6	26.418	21.372	25.701	21.225	1'34.716	268,0	15:10'23.505
7	26.379	21.459	25.791	21.589	1'35.218	269,3	15:11'58.723
8	26.430	21.446	25.919	21.444	1'35.239	266,0	15:13'33.962

02/06/2023

P = Pits In/Out - C = Lap Time Cancelled

These data/results cannot be reproduced, stored and/or transmitted in whole or in part by any manner of electronic, mechanical, photocopying, recording, broadcasting or otherwise now known or herein after developed without the previous express consent by the copyright owner, except for reproduction in daily press and regular printed publications on sale to the public within 60 days of the event related to those data/results and always provided that copyright symbol appears together as follows below.

© DORNA WSBK ORGANIZATION Srl 2023



Pirelli Emilia-Romagna Round, 2-4 June 2023

Chronological Analysis Free Practice 2nd Session

Misano Circuit Sic 58 4.226 m

3 / 5

23 26.793 21.409 26.084 21.597 1'35.883 268,7 15:46'27.000 18 1'23.299 22.542 27.005 22.526 2'35.372P 264,7 15:46'39.316

11° 66 T. SYKES [1'34.867]							
Lap	Seg1	Seg2	Seg3	Seg4	Lap Time	km/h	Local Time
1		23.456	28.355	25.845		263,4	15:02'57.443
2	27.014	21.663	26.271	21.584	1'36.532	269,3	15:04'33.975
3	26.695	21.585	26.205	21.430	1'35.915	269,3	15:06'09.890
4	27.501	22.266	26.872	22.097	1'38.736	268,0	15:07'48.626
5	26.868	21.620	26.086	21.445	1'36.019	269,3	15:09'24.645
6	28.052	22.329	27.032	32.403	1'49.816CP	267,3	15:11'14.461
7	8'51.276	23.033	32.658	21.538	10'08.505P	131,1	15:21'22.966
8	26.526	21.508	26.077	21.341	1'35.452	270,0	15:22'58.418
9	26.628	21.510	25.977	21.456	1'35.571	268,7	15:24'33.989
10	27.010	21.863	27.414	33.903	1'50.190P	269,3	15:26'24.179
11	10'24.303	22.723	29.170	21.558	11'37.754P	262,8	15:38'01.933
12	26.511	21.402	25.749	21.205	1'34.867	270,7	15:39'36.800
13	27.778	21.714	26.319	21.684	1'37.495	268,0	15:41'14.295
14	26.778	21.572	26.171	22.759	1'37.280	267,3	15:42'51.575
15	26.747	21.661	26.136	21.484	1'36.028	268,0	15:44'27.603
16	26.756	21.450	26.205	21.249	1'35.660	270,0	15:46'03.263

14° 55 A. LOCATELLI [1'35.063]							
Lap	Seg1	Seg2	Seg3	Seg4	Lap Time	km/h	Local Time
1							15:00'15.647
2	47.292	25.643	33.081	25.412	2'11.428P	161,4	15:02'27.075
3	27.018	21.776	26.747	21.747	1'37.288	262,8	15:04'04.363
4	26.906	21.541	25.894	21.294	1'35.635	270,0	15:05'39.998
5	26.740	21.453	26.071	21.309	1'35.573	265,4	15:07'15.571
6	26.701	21.452	26.655	21.594	1'36.402	269,3	15:08'51.973
7	26.621	21.523	26.071	21.494	1'35.709	270,7	15:10'27.682
8	26.844	21.545	26.553	7'47.143	9'02.085P	266,0	15:19'29.767
9	41.997	21.757	26.086	21.433	1'51.273P	267,3	15:21'21.040
10	26.431	21.527	25.904	21.436	1'35.298	266,7	15:22'56.338
11	26.545	21.466	26.032	21.386	1'35.429	267,3	15:24'31.767
12	26.625	21.413	25.966	21.307	1'35.311	268,0	15:26'07.078
13	26.671	21.384	25.971	21.362	1'35.388	268,0	15:27'42.466
14	26.626	21.447	25.937	21.312	1'35.322	266,7	15:29'17.788
15	26.595	21.418	26.036	21.382	1'35.431	268,0	15:30'53.219
16	26.664	21.432	25.972	21.309	1'35.377	267,3	15:32'28.596
17	26.542	21.403	26.028	5'38.443	6'52.416P	268,0	15:39'21.012
18	49.122	27.616	30.570	21.409	2'08.717P	240,0	15:41'29.729
19	26.427	21.528	26.377	22.198	1'36.530	266,0	15:43'06.259
20	26.470	21.433	25.900	21.260	1'35.063	266,7	15:44'41.322
21	26.559	21.400	25.841	21.281	1'35.081	266,0	15:46'16.403

12° 5 P. DETTL [1'34.922]							
Lap	Seg1	Seg2	Seg3	Seg4	Lap Time	km/h	Local Time
1							15:00'19.343
2	43.941	22.086	26.315	28.319	2'00.661P	266,7	15:02'20.004
3	26.840	21.432	26.027	21.429	1'35.728	268,7	15:03'55.732
4	26.539	21.396	26.031	21.300	1'35.266	268,0	15:05'30.998
5	26.726	21.327	26.020	21.397	1'35.470	268,7	15:07'06.468
6	26.673	21.438	25.952	21.281	1'35.344	268,7	15:08'41.812
7	26.666	21.656	25.947	21.571	1'35.840	270,0	15:10'17.652
8	26.675	21.234	26.056	21.300	1'35.265	269,3	15:11'52.917
9	26.638	21.272	25.854	21.369	1'35.133	268,7	15:13'28.050
10	26.521	21.288	25.875	21.238	1'34.922	268,7	15:15'02.972
11	30.432	21.941	28.190	21.439	1'42.002C	246,0	15:16'44.974
12	26.628	21.225	25.824	21.385	1'35.062	270,0	15:18'20.036
13	26.676	21.321	25.824	21.459	1'35.280	269,3	15:19'55.316
14	28.370	22.092	29.129	10'50.178	12'09.769CP	223,6	15:32'05.085
15	43.233	21.909	26.155	21.846	1'53.143P	268,0	15:33'58.228
16	31.656	21.810	31.070	21.886	1'46.422	254,7	15:35'44.650
17	26.881	22.550	27.619	3'18.190	4'35.240CP	266,7	15:40'19.890
18	42.187	21.755	26.707	21.738	1'52.387CP	268,7	15:42'12.277
19	26.942	21.585	26.121	21.645	1'36.293	267,3	15:43'48.570
20	30.232	21.404	26.292	21.602	1'39.530C	266,7	15:45'28.100

15° 76 L. BAZ [1'35.134]							
Lap	Seg1	Seg2	Seg3	Seg4	Lap Time	km/h	Local Time
1							15:01'50.720
2	26.677	21.564	26.257	21.280	1'35.778	264,7	15:03'26.498
3	26.586	22.100	27.393	21.496	1'37.575	266,7	15:05'04.073
4	26.471	21.442	25.957	21.264	1'35.134	266,7	15:06'39.207
5	26.543	21.404	26.138	21.304	1'35.389	264,7	15:08'14.596
6	26.579	21.366	25.935	21.261	1'35.141	267,3	15:09'49.737
7	29.525	21.506	26.187	21.229	1'38.447C	265,4	15:11'28.184
8	26.564	21.375	28.219	22.394	1'38.552	266,7	15:13'06.736
9	26.646	21.399	26.022	21.260	1'35.327	266,0	15:14'42.063
10	34.514	30.515	31.641	36.585	2'13.255CP	184,9	15:16'55.318
11	9'19.579	23.092	27.203	21.708	10'31.582P	261,5	15:27'26.900
12	26.691	21.557	26.310	21.475	1'36.033	264,1	15:29'02.933
13	26.598	21.620	26.099	21.535	1'35.852	264,1	15:30'38.785
14	26.551	21.479	26.123	21.321	1'35.474	265,4	15:32'14.259
15	26.787	21.490	29.095	23.883	1'41.255	256,5	15:33'55.514
16	26.589	21.375	25.960	21.279	1'35.203	266,7	15:35'30.717
17	26.612	21.431	25.951	21.464	1'35.458	267,3	15:37'06.175
18	26.572	21.384	26.040	21.284	1'35.280	265,4	15:38'41.455
19	26.489	21.320	26.054	21.339	1'35.202	265,4	15:40'16.657
20	26.579	21.481	26.279	24.286	1'38.625	264,1	15:41'55.282
21	26.856	21.469	26.424	21.576	1'36.325	264,1	15:43'31.607
22	26.571	21.528	26.039	21.358	1'35.496	264,7	15:45'07.103

13° 71 I. LECUONA [1'34.932]							
Lap	Seg1	Seg2	Seg3	Seg4	Lap Time	km/h	Local Time
1		22.970	27.155	21.793		266,7	15:01'52.513
2	26.623	21.467	25.991	21.276	1'35.357	268,7	15:03'27.870
3	26.708	21.495	26.167	21.287	1'35.657	265,4	15:05'03.527
4	26.538	21.461	26.118	21.318	1'35.435	266,7	15:06'38.962
5	26.395	21.385	25.950	21.202	1'34.932	268,0	15:08'13.894
6	26.491	21.466	25.994	21.283	1'35.234	268,0	15:09'49.128
7	30.934	21.887	26.436	35.048	1'54.305CP	268,0	15:11'43.433
8	8'13.404	22.088	26.559	21.426	9'23.477P	266,7	15:21'06.910
9	26.481	21.446	25.807	21.280	1'35.014	269,3	15:22'41.924
10	26.507	21.520	25.866	24.711	1'38.604	268,7	15:24'20.528
11	27.812	22.365	27.479	24.586	1'42.242	262,8	15:26'02.770
12	26.616	21.434	25.913	21.220	1'35.183	270,0	15:27'37.953
13	26.586	21.455	34.377	35.208	1'57.626P	196,0	15:29'35.579
14	7'48.821	22.083	26.640	21.600	8'59.144P	268,7	15:38'34.723
15	26.511	21.465	25.837	21.281	1'35.094	269,3	15:40'09.817
16	26.481	21.419	25.826	44.763	1'58.489	268,7	15:42'08.306
17	33.721	21.810	26.846	33.261	1'55.638CP	262,8	15:44'03.944

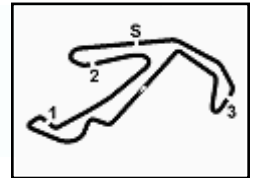
16° 87 R. GARDNER [1'35.321]							
Lap	Seg1	Seg2	Seg3	Seg4	Lap Time	km/h	Local Time
1							15:00'14.593
2	44.273	22.963	27.304	37.100	2'11.640P	259,6	15:02'26.233
3	26.809	21.898	26.649	21.701	1'37.057	266,7	15:04'03.290
4	26.590	21.794	26.049	21.296	1'35.729	266,7	15:05'39.019
5	26.524	21.986	25.998	21.337	1'35.845	268,7	15:07'14.864
6	26.591	21.611	26.154	21.438	1'35.794	263,4	15:08'50.658
7	26.600	21.410	26.118	21.359	1'35.487	266,7	15:10'26.145
8	30.874	22.753	26.723	22.258	1'42.608C	263,4	15:12'08.753
9	26.752	21.573	26.110	21.400	1'35.835	264,1	15:13'44.588
10	26.476	21.861	26.772	22.013	1'37.122	262,1	15:15'21.710

02/06/2023

P = Pits In/Out - C = Lap Time Cancelled

These data/results cannot be reproduced, stored and/or transmitted in whole or in part by any manner of electronic, mechanical, photocopying, recording, broadcasting or otherwise now known or herein after developed without the previous express consent by the copyright owner, except for reproduction in daily press and regular printed publications on sale to the public within 60 days of the event related to those data/results and always provided that copyright symbol appears together as follows below.

© DORNA WSBK ORGANIZATION Srl 2023



Misano Circuit Sic 58 4.226 m

Pirelli Emilia-Romagna Round, 2-4 June 2023

Chronological Analysis Free Practice 2nd Session

4 / 5

11	26.518	21.458	26.029	21.442	1'35.447	264,1	15:16'57.157	12	29.909	24.283	27.746	21.747	1'43.685C	265,4	15:37'55.787
12	26.521	21.398	25.978	21.497	1'35.394	264,7	15:18'32.551	13	29.734	24.705	27.248	36.514	1'58.201P	257,8	15:39'53.988
13	32.870	24.205	28.116	22.177	1'47.368C	260,2	15:20'19.919	14	2'32.568	23.988	27.786	22.318	3'46.660P	254,1	15:43'40.648
14	26.520	21.513	26.658	12'10.587	13'25.278P	264,7	15:33'45.197	15	26.925	21.784	26.323	21.580	1'36.612	266,7	15:45'17.260
15	44.106	25.307	28.952	22.100	2'00.465P	238,4	15:35'45.662								
16	26.492	21.539	26.047	24.749	1'38.827	265,4	15:37'24.489								
17	26.383	21.481	25.950	21.507	1'35.321	264,7	15:38'59.810								
18	32.775	23.163	28.207	22.703	1'46.848C	259,6	15:40'46.658								
19	26.498	21.350	28.552	25.687	1'42.087	261,5	15:42'28.745								
20	26.457	21.434	31.274	22.384	1'41.549	265,4	15:44'10.294								
21	26.592	21.408	25.940	21.477	1'35.417	264,7	15:45'45.711								

20° 34 L. BALDASSARRI [1'36.092]

Lap	Seg1	Seg2	Seg3	Seg4	Lap Time	km/h	Local Time
1							15:00'05.735
2	46.832	22.538	26.554	28.506	2'04.430P	260,2	15:02'10.165
3	27.330	21.993	26.318	22.306	1'37.947	260,2	15:03'48.112
4	26.950	21.662	26.204	21.541	1'36.357	261,5	15:05'24.469
5	29.594	22.538	27.388	4'09.375	5'28.895P	254,1	15:10'53.364
6	43.400	22.678	27.288	21.889	1'55.255CP	255,9	15:12'48.619
7	26.786	21.706	26.154	21.455	1'36.101	258,4	15:14'24.720
8	27.081	21.795	26.271	21.477	1'36.624	258,4	15:16'01.344
9	26.903	21.840	26.263	21.700	1'36.706	258,4	15:17'38.050
10	26.787	21.729	26.146	21.589	1'36.251	259,0	15:19'14.301
11	26.993	21.784	26.275	21.513	1'36.565	259,6	15:20'50.866
12	26.956	21.678	26.323	21.446	1'36.403	259,6	15:22'27.269
13	26.815	21.656	26.204	21.533	1'36.208	258,4	15:24'03.477
14	26.855	21.617	26.265	21.433	1'36.170	260,2	15:25'39.647
15	26.937	21.641	26.207	21.630	1'36.415	261,5	15:27'16.062
16	26.840	21.622	26.175	21.475	1'36.112	258,4	15:28'52.174
17	26.803	21.655	26.134	21.500	1'36.092	259,6	15:30'28.266
18	26.886	21.564	26.217	21.522	1'36.189	257,8	15:32'04.455
19	26.989	21.636	26.039	21.482	1'36.146	262,8	15:33'40.601
20	26.887	21.566	26.098	21.670	1'36.221	260,9	15:35'16.822
21	27.043	21.613	26.464	21.456	1'36.576	257,8	15:36'53.398
22	26.985	21.680	26.090	21.698	1'36.453C	260,2	15:38'29.851
23	26.932	21.561	26.217	21.436	1'36.146	260,9	15:40'05.997
24	26.825	21.481	30.657	2'12.344	3'31.307P	259,6	15:43'37.304
25	46.439	23.806	28.635	22.802	2'01.682P	247,7	15:45'38.986

17° 77 D. AEGERTER [1'35.455]

Lap	Seg1	Seg2	Seg3	Seg4	Lap Time	km/h	Local Time
1							15:00'30.909
2	44.131	22.587	26.821	22.809	1'56.348P	265,4	15:02'27.257
3	27.164	21.637	26.180	21.715	1'36.696	268,7	15:04'03.953
4	26.984	21.545	25.905	21.282	1'35.716	268,0	15:05'39.669
5	26.626	21.400	26.130	21.299	1'35.455	266,7	15:07'15.124
6	26.606	21.425	26.248	21.397	1'35.676	267,3	15:08'50.800
7					26'51.973P		15:35'42.773
8	45.608	22.710	27.016	22.370	1'57.704P	261,5	15:37'40.477
9	26.927	21.635	26.176	21.498	1'36.236	264,1	15:39'16.713
10	26.695	21.500	25.765	21.514	1'35.474	265,4	15:40'52.187
11	26.764	21.486	25.923	21.502	1'35.675	262,8	15:42'27.862
12	32.076	22.489	28.112	23.281	1'45.958	259,6	15:44'13.820
13	26.806	21.499	26.022	21.798	1'36.125	265,4	15:45'49.945

18° 28 B. RAY [1'35.523]

Lap	Seg1	Seg2	Seg3	Seg4	Lap Time	km/h	Local Time
1							15:00'12.285
2	43.987	23.348	27.103	21.878	1'56.316P	262,1	15:02'08.601
3	26.937	22.077	26.616	22.241	1'37.871	264,1	15:03'46.472
4	26.830	21.941	26.508	21.550	1'36.829	263,4	15:05'23.301
5	26.906	21.718	26.356	21.421	1'36.401	263,4	15:06'59.702
6	26.538	21.729	26.336	21.432	1'36.035	262,1	15:08'35.737
7	28.339	22.326	26.779	4'50.401	6'07.845P	260,2	15:14'43.582
8	43.273	22.614	26.610	21.788	1'54.285P	260,9	15:16'37.867
9	26.585	25.372	27.291	23.916	1'43.164	251,2	15:18'21.031
10	26.759	21.810	27.155	22.396	1'38.120	263,4	15:19'59.151
11	26.611	21.873	26.309	21.425	1'36.218	263,4	15:21'35.369
12	27.628	22.391	27.603	8'09.340	9'26.962P	259,6	15:31'02.331
13	46.077	22.522	28.089	22.668	1'59.356P	263,4	15:33'01.687
14	26.430	21.703	26.061	21.329	1'35.523	264,1	15:34'37.210
15	27.808	23.112	26.773	21.914	1'39.607	264,1	15:36'16.817
16	26.502	23.191	26.616	24.583	1'40.892	261,5	15:37'57.709
17	26.762	21.784	26.777	21.830	1'37.153	262,8	15:39'34.862
18	26.671	21.659	26.220	21.415	1'35.965	264,1	15:41'10.827
19	27.758	22.425	29.209	22.663	1'42.055	220,9	15:42'52.882

19° 16 G. RUIJU [1'35.547]

Lap	Seg1	Seg2	Seg3	Seg4	Lap Time	km/h	Local Time
1		23.048	28.299	22.257		242,7	15:01'50.812
2	27.050	21.828	26.249	21.572	1'36.699	262,1	15:03'27.511
3	26.939	21.860	26.449	21.676	1'36.924	272,0	15:05'04.435
4	26.963	21.880	26.256	21.777	1'36.876	268,7	15:06'41.311
5	27.042	27.422	28.185	38.217	2'00.866P	242,7	15:08'42.177
6	13'29.596	25.444	28.675	22.670	14'46.385P	243,8	15:23'28.562
7	27.065	21.851	26.310	21.761	1'36.987	260,9	15:25'05.549
8	27.021	21.817	26.314	21.743	1'36.895	268,0	15:26'42.444
9	28.648	23.257	27.109	34.854	1'53.868CP	255,3	15:28'36.312
10	4'43.953	23.783	29.602	22.905	6'00.243P	237,4	15:34'36.555
11	26.607	21.500	26.016	21.425	1'35.547	266,0	15:36'12.102

21° 35 H. SYAHRIN [1'36.647]

Lap	Seg1	Seg2	Seg3	Seg4	Lap Time	km/h	Local Time
1			23.554	28.083	23.885	257,8	15:02'02.836
2	29.656	22.998	31.502	21.951	1'46.107	161,7	15:03'48.943
3	26.955	21.806	26.254	21.943	1'36.958	267,3	15:05'25.901
4	26.928	21.899	26.756	21.879	1'37.462	267,3	15:07'03.363
5	26.874	21.774	26.352	21.647	1'36.647	266,7	15:08'40.010
6	27.225	22.061	26.616	21.759	1'37.661	264,1	15:10'17.671
7	26.989	21.845	26.443	21.775	1'37.052	266,0	15:11'54.723
8	31.816	22.224	26.765	34.625	1'55.430P	263,4	15:13'50.153
9	12'55.987	22.903	27.724	22.240	14'08.854P	262,8	15:27'59.007
10	27.225	22.133	26.624	21.929	1'37.911C	262,8	15:29'36.918
11	26.912	22.017	26.489	21.902	1'37.320	262,8	15:31'14.238
12	29.432	22.234	27.273	34.007	1'52.946CP	265,4	15:33'07.184
13	2'56.729	25.980	28.273	26.782	4'17.764P	260,9	15:37'24.948
14	26.933	22.071	26.441	21.850	1'37.295	264,7	15:39'02.243
15	26.936	21.909	26.521	21.890	1'37.256	261,5	15:40'39.499
16	26.962	21.922	27.127	28.885	1'44.896C	264,7	15:42'24.395
17	26.947	21.854	26.507	21.776	1'37.084	262,1	15:44'01.479
18	29.748	22.225	27.036	22.049	1'41.058	264,1	15:45'42.537

22° 53 T. RABAT [1'36.783]

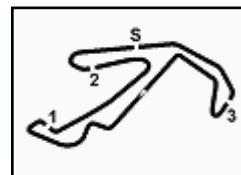
Lap	Seg1	Seg2	Seg3	Seg4	Lap Time	km/h	Local Time
1		23.343	27.703	22.298		260,9	15:01'56.319
2	27.519	22.112	26.940	22.084	1'38.655	262,8	15:03'34.974
3	27.169	22.255	26.740	21.836	1'38.000	266,0	15:05'12.974
4	27.151	24.329	31.624	24.489	1'47.593	224,1	15:07'00.567
5	27.145	22.175	27.492	25.091	1'41.903	264,1	15:08'42.470
6	27.071	22.196	26.759	21.833	1'37.859	266,7	15:10'20.329
7	27.040	22.074	26.683	21.768	1'37.565	265,4	15:11'57.894

02/06/2023

P = Pits In/Out - C = Lap Time Cancelled

These data/results cannot be reproduced, stored and/or transmitted in whole or in part by any manner of electronic, mechanical, photocopying, recording, broadcasting or otherwise now known or herein after developed without the previous express consent by the copyright owner, except for reproduction in daily press and regular printed publications on sale to the public within 60 days of the event related to those data/results and always provided that copyright symbol appears together as follows below.

© DORNA WSBK ORGANIZATION Srl 2023



8	27.020	21.997	26.493	21.844	1'37.354	265,4	15:13'35.248	6	27.879	22.173	26.771	21.903	1'38.726	260,2	15:10'18.514
9	26.895	22.506	39.121	39.436	2'07.958P	186,2	15:15'43.206	7	29.380	22.113	26.945	22.025	1'40.463	264,1	15:11'58.977
10	10'20.108	23.615	27.417	22.250	1'33.390P	261,5	15:27'16.596	8	27.056	22.138	26.983	21.983	1'38.160	262,1	15:13'37.137
11	26.971	21.895	26.563	21.707	1'37.136C	262,8	15:28'53.732	9	27.553	22.462	27.956	21.837	1'39.808	255,9	15:15'16.945
12	26.806	21.840	26.583	21.659	1'36.888	261,5	15:30'30.620	10	27.329	24.544	28.488	37.358	1'57.719P	261,5	15:17'14.664
13	26.775	22.018	26.568	21.746	1'37.107	261,5	15:32'07.727	11	9'32.374	22.781	27.582	22.065	10'44.802P	260,2	15:27'59.466
14	26.850	21.977	26.643	21.756	1'37.226	262,1	15:33'44.953	12	27.189	22.203	26.799	21.759	1'37.950C	264,1	15:29'37.416
15	27.017	21.951	30.111	28.022	1'47.101	226,4	15:35'32.054	13	27.001	22.165	26.573	21.774	1'37.513	262,1	15:31'14.929
16	26.886	21.841	26.388	21.759	1'36.874	262,8	15:37'08.928	14	27.832	22.503	27.780	36.304	1'54.419P	259,6	15:33'09.348
17	26.806	21.999	28.806	24.008	1'41.619	248,8	15:38'50.547	15	4'13.532	23.024	27.550	21.910	5'26.016P	258,4	15:38'35.364
18	26.759	21.714	26.635	21.768	1'36.876	262,8	15:40'27.423	16	27.195	22.056	26.819	22.066	1'38.136C	260,9	15:40'13.500
19	26.782	21.591	32.386	25.093	1'45.852C	213,0	15:42'13.275	17	27.731	22.042	27.007	22.093	1'38.873	262,8	15:41'52.373
20	26.948	21.851	26.276	21.708	1'36.783	264,1	15:43'50.058	18	27.288	22.145	27.720	22.368	1'39.521C	260,9	15:43'31.894
21	27.280	23.311	26.504	21.801	1'38.896	267,3	15:45'28.954	19	27.087	22.118	26.787	21.733	1'37.725	262,1	15:45'09.619

23° 70 L. VITALI (1'36.908)

Lap	Seg.1	Seg.2	Seg.3	Seg.4	Lap Time	km/h	Local Time
1		22.608	27.250	22.266		258,4	15:02'25.665
2	26.997	22.167	26.733	22.316	1'38.213	264,1	15:04'03.878
3	27.606	21.994	26.556	21.871	1'38.027	259,6	15:05'41.905
4	27.052	22.063	26.723	21.818	1'37.656	260,2	15:07'19.561
5	27.009	21.964	26.633	21.872	1'37.478	260,2	15:08'57.039
6	34.496	23.439	28.561	36.562	2'03.058CP	242,2	15:11'00.097
7	8'38.730	24.864	26.462	21.931	9'51.987P	257,1	15:20'52.084
8	26.906	22.405	26.734	21.830	1'37.875	258,4	15:22'29.959
9	26.901	22.030	26.665	21.861	1'37.457	259,0	15:24'07.416
10	26.924	21.962	26.658	21.774	1'37.318	259,6	15:25'44.734
11	30.754	22.849	27.188	21.832	1'42.623C	258,4	15:27'27.357
12	27.368	21.875	32.363	23.282	1'44.888	239,5	15:29'12.245
13	26.839	22.015	26.642	35.286	1'50.782P	257,1	15:31'03.027
14	8'08.953	22.292	28.426	22.764	9'22.435P	245,5	15:40'25.462
15	26.943	22.747	32.386	26.466	1'48.542C	213,9	15:42'14.004
16	27.059	21.861	26.467	21.764	1'37.151	259,0	15:43'51.155
17	26.872	21.863	26.454	21.719	1'36.908	263,4	15:45'28.063

24° 32 I. VINALES (1'37.504)

Lap	Seg.1	Seg.2	Seg.3	Seg.4	Lap Time	km/h	Local Time
1		23.930	28.565	22.471		257,1	15:01'57.090
2	27.689	22.781	27.449	22.459	1'40.378	256,5	15:03'37.468
3	27.646	22.667	27.344	22.025	1'39.682	255,3	15:05'17.150
4	27.603	22.441	27.470	36.427	1'53.941P	255,9	15:07'11.091
5	6'06.086	22.907	27.517	22.244	7'18.754P	252,9	15:14'29.845
6	27.584	22.631	27.232	22.094	1'39.541	252,9	15:16'09.386
7	30.060	22.746	27.301	24.842	1'44.949	254,7	15:17'54.335
8	27.518	22.333	27.264	22.029	1'39.144	256,5	15:19'33.479
9	27.645	22.250	27.233	22.056	1'39.184	257,1	15:21'12.663
10	28.473	25.721	34.898	36.444	2'05.536P	128,3	15:23'18.199
11	6'22.689	22.700	27.257	21.940	7'34.586P	254,7	15:30'52.785
12	27.820	22.113	26.890	21.723	1'38.546	255,3	15:32'31.331
13	27.237	21.951	26.666	21.650	1'37.504	257,8	15:34'08.835
14	31.001	22.995	27.844	36.585	1'58.425CP	254,7	15:36'07.260
15	3'23.588	22.529	27.158	21.902	4'35.177P	254,7	15:40'42.437
16	27.372	22.082	26.934	21.919	1'38.307	254,1	15:42'20.744
17	27.454	22.128	27.102	24.934	1'41.618	254,7	15:44'02.362
18	27.733	22.292	27.533	27.484	1'45.042	253,5	15:45'47.404

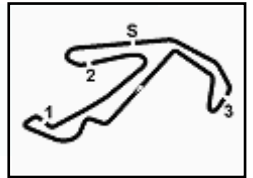
25° 88 R. MIZUNO (1'37.513)

Lap	Seg.1	Seg.2	Seg.3	Seg.4	Lap Time	km/h	Local Time
1		23.878	27.907	23.906		260,9	15:02'03.309
2	27.707	22.757	27.590	22.279	1'40.333	261,5	15:03'43.642
3	27.772	22.560	27.263	21.980	1'39.575	260,2	15:05'23.217
4	27.458	22.134	26.916	21.911	1'38.419	262,8	15:07'01.636
5	26.989	22.234	27.119	21.810	1'38.152	262,8	15:08'39.788

02/06/2023 P = Pits In/Out - C = Lap Time Cancelled

These data/results cannot be reproduced, stored and/or transmitted in whole or in part by any manner of electronic, mechanical, photocopying, recording, broadcasting or otherwise now known or herein after developed without the previous express consent by the copyright owner, except for reproduction in daily press and regular printed publications on sale to the public within 60 days of the event related to those data/results and always provided that copyright symbol appears together as follows below.

© DORNA WSBK ORGANIZATION Srl 2023

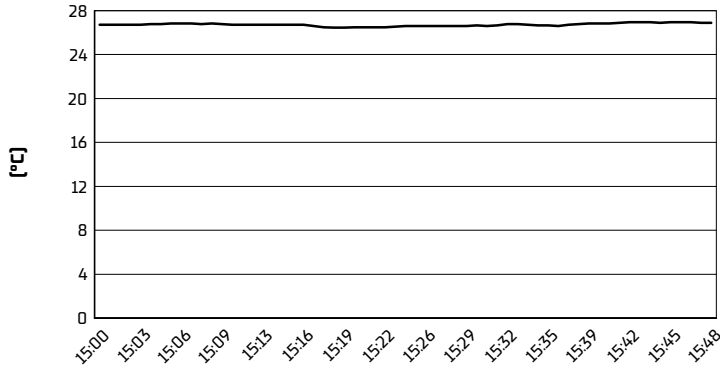


Misano Circuit Sic 58.4.226 m

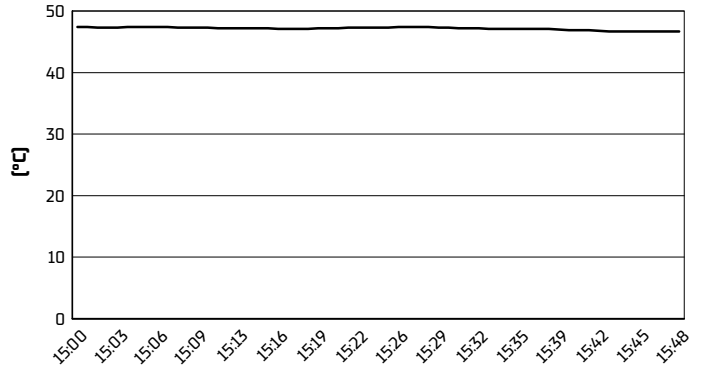
Pirelli Emilia-Romagna Round, 2-4 June 2023
Weather Report Free Practice 2nd Session

Session started 15:00 - Session ended 15:48

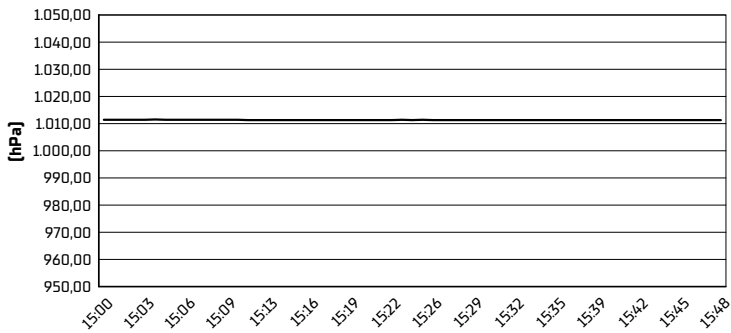
Air Temperature



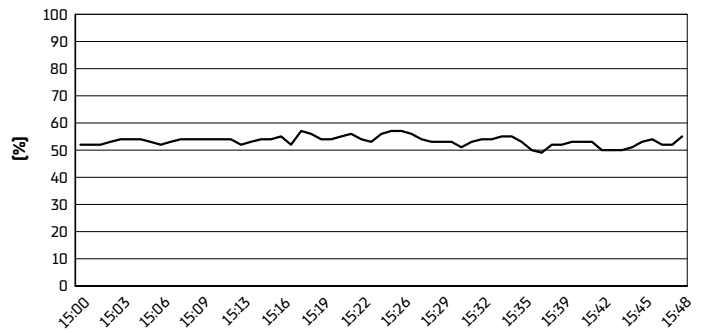
Track Temperature



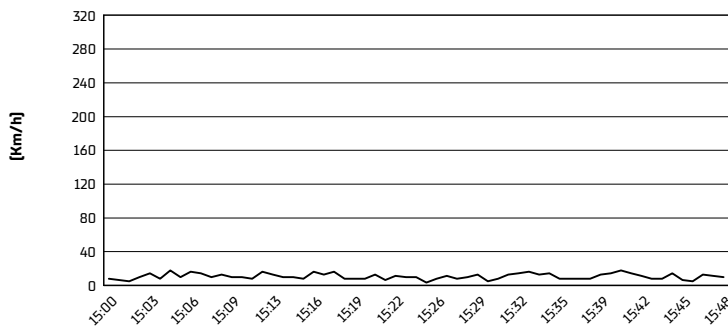
Air Pressure



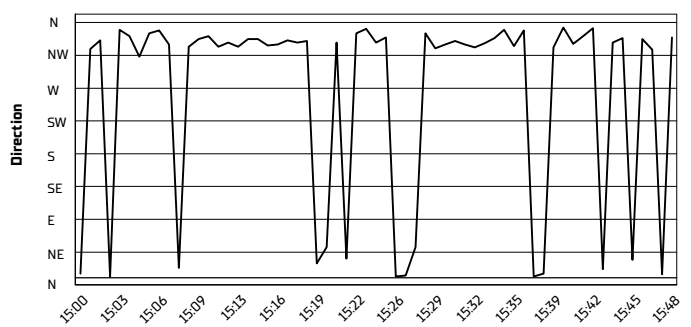
Humidity



Wind Speed



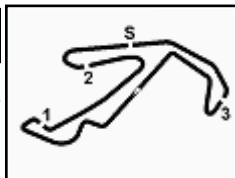
Wind Direction



02/06/2023

These data/results cannot be reproduced, stored and/or transmitted in whole or in part by any manner of electronic, mechanical, photocopying, recording, broadcasting or otherwise now known or herein after developed without the previous express consent by the copyright owner, except for reproduction in daily press and regular printed publications on sale to the public within 60 days of the event related to those data/results and always provided that copyright symbol appears together as follows below.

© DORNA WSBK ORGANIZATION Srl 2023



Misano Circuit Sic 58 4.226 m

Pirelli Emilia-Romagna Round, 2-4 June 2023

Best Laps & Speeds

No.	Rider	Nat	Best Lap		FP1		FP2												
			LL	SPD	LL	SPD	LL	SPD											
1	1 A. BAUTISTA Ducati Panigale V4R	ESP	1'33.825 42 278,3		1'34.465 20 278,3		1'33.825 22 275,5												
2	54 T. RAZGATLIOGLU Yamaha YZF R1	TUR	1'34.154 44 269,3		1'34.154 19 269,3		1'34.494 25 269,3												
3	9 D. PETRUCCI Ducati Panigale V4R	ITA	1'34.276 42 272,7		1'35.195 21 272,7		1'34.276 21 270,6												
4	21 M. RINALDI Ducati Panigale V4R	ITA	1'34.283 38 272,0		1'34.396 17 272,0		1'34.283 21 270,6												
5	22 A. LOWES Kawasaki ZX-10RR	GBR	1'34.477 41 270,0		1'34.816 19 270,0		1'34.477 22 269,3												
6	31 G. GERLOFF BMW M1000 RR	USA	1'34.610 34 272,7		1'34.832 15 272,7		1'34.610 19 271,3												
7	47 A. BASSANI Ducati Panigale V4R	ITA	1'34.699 36 270,6		1'35.333 15 270,6		1'34.699 21 270,6												
8	77 D. AEGERTER Yamaha YZF R1	SUI	1'34.706 34 270,0		1'34.706 22 270,0		1'35.455 12 268,6												
9	65 J. REA Kawasaki ZX-10RR	GBR	1'34.713 42 270,6		1'34.864 18 270,6		1'34.713 24 269,3												
10	55 A. LOCATELLI Yamaha YZF R1	ITA	1'34.730 41 272,7		1'34.730 21 272,7		1'35.063 20 270,6												
11	45 S. REDDING BMW M1000 RR	GBR	1'34.826 31 271,3		1'35.137 15 271,3		1'34.826 16 271,3												
12	97 X. VIERGE Honda CBR1000 RR-R	ESP	1'34.833 42 272,7		1'34.919 20 272,7		1'34.833 22 272,7												
13	66 T. SYKES BMW M1000 RR	GBR	1'34.867 33 270,6		1'35.137 18 270,6		1'34.867 15 270,6												
14	5 P. OETTL Ducati Panigale V4R	GER	1'34.922 39 270,0		1'35.471 20 270,0		1'34.922 19 270,0												
15	7 I. LECUONA Honda CBR1000 RR-R	ESP	1'34.932 35 270,6		1'34.970 18 270,6		1'34.932 17 270,0												
16	76 L. BAZ BMW M1000 RR	FRA	1'35.134 36 268,6		1'35.360 15 268,6		1'35.134 21 267,3												
17	87 R. GARDNER Yamaha YZF R1	AUS	1'35.232 41 268,6		1'35.232 21 268,6		1'35.321 20 268,6												
18	28 B. RAY Yamaha YZF R1	GBR	1'35.523 35 266,0		1'36.292 17 266,0		1'35.523 18 264,7												
19	16 G. RUIU BMW M1000 RR	ITA	1'35.547 29 272,0		1'36.474 15 267,3		1'35.547 14 272,0												
20	34 L. BALDASSARRI Yamaha YZF R1	ITA	1'36.035 42 265,3		1'36.035 18 265,3		1'36.092 24 262,7												
21	53 T. RABAT Kawasaki ZX-10RR	ESP	1'36.485 41 267,9		1'36.485 21 267,9		1'36.783 20 267,3												
22	35 H. SYHRIN Honda CBR1000 RR-R	MAS	1'36.584 36 268,6		1'36.584 19 268,6		1'36.647 17 267,3												
23	70 L. VITALI Kawasaki ZX-10RR	ITA	1'36.767 29 264,0		1'36.767 13 260,8		1'36.908 16 264,0												
24	32 I. VINALES Kawasaki ZX-10RR	ESP	1'37.504 17 257,7				1'37.504 17 257,7												
25	88 R. MIZUNO Honda CBR1000 RR-R	JPN	1'37.513 35 265,3		1'39.303 17 265,3		1'37.513 18 264,0												

02/06/2023

These data/results cannot be reproduced, stored and/or transmitted in whole or in part by any manner of electronic, mechanical, photocopying, recording, broadcasting or otherwise now known or herein after developed without the previous express consent by the copyright owner, except for reproduction in daily press and regular printed publications on sale to the public within 60 days of the event related to those data/results and always provided that copyright symbol appears together as follows below.

© DORNA WSBK ORGANIZATION Srl 2023

FICR PERUGIA TIMING

