

## Pirelli Emilia-Romagna Round, 2-4 June 2023

### Results Free Practice 3rd Session

Misano Circuit Sic 58 4.226 m

1 / 3

No.	Rider	Nat	Team	Bike	Class	Time	Gap	Rel.	Laps	Speed	
										Avg	Max
1	<b>1</b> A. BAUTISTA	ESP	Aruba.it Racing - Ducati	Ducati Panigale V4R		<b>1'33.352</b>			14	162,970	<b>282,0</b>
2	<b>21</b> M. RINALDI	ITA	Aruba.it Racing - Ducati	Ducati Panigale V4R		<b>1'33.597</b>	0.245	0.245	15	162,544	<b>276,2</b>
3	<b>65</b> J. REA	GBR	Kawasaki Racing Team WorldSBK	Kawasaki ZX-10RR		<b>1'33.955</b>	0.603	0.358	13	161,924	<b>276,2</b>
4	<b>87</b> R. GARDNER	AUS	GYTR GRT Yamaha WorldSBK Team	Yamaha YZF R1	IND	<b>1'34.069</b>	0.717	0.114	14	161,728	<b>270,7</b>
5	<b>5</b> P. OETTL	GER	Team GoEleven	Ducati Panigale V4R	IND	<b>1'34.137</b>	0.785	0.068	15	161,611	<b>272,0</b>
6	<b>47</b> A. BASSANI	ITA	Motocorsa Racing	Ducati Panigale V4R	IND	<b>1'34.146</b>	0.794	0.009	15	161,596	<b>274,8</b>
7	<b>9</b> D. PETRUCCI	ITA	Barni Spark Racing Team	Ducati Panigale V4R	IND	<b>1'34.223</b>	0.871	0.077	17	161,464	<b>274,1</b>
8	<b>55</b> A. LOCATELLI	ITA	Pata Yamaha Prometeon WorldSBK	Yamaha YZF R1		<b>1'34.228</b>	0.876	0.005	16	161,455	<b>273,4</b>
9	<b>54</b> T. RAZGATLIOGLU	TUR	Pata Yamaha Prometeon WorldSBK	Yamaha YZF R1		<b>1'34.246</b>	0.894	0.018	12	161,424	<b>273,4</b>
10	<b>7</b> I. LECUONA	ESP	Team HRC	Honda CBR1000 RR-R		<b>1'34.255</b>	0.903	0.009	13	161,409	<b>272,0</b>
11	<b>77</b> D. AEGERTER	SUI	GYTR GRT Yamaha WorldSBK Team	Yamaha YZF R1	IND	<b>1'34.369</b>	1.017	0.114	14	161,214	<b>272,0</b>
12	<b>22</b> A. LOWES	GBR	Kawasaki Racing Team WorldSBK	Kawasaki ZX-10RR		<b>1'34.458</b>	1.106	0.089	18	161,062	<b>274,1</b>
13	<b>45</b> S. REDDING	GBR	ROKIT BMW Motorrad WorldSBK Team	BMW M1000 RR		<b>1'34.707</b>	1.355	0.249	11	160,639	<b>272,7</b>
14	<b>97</b> X. VIERGE	ESP	Team HRC	Honda CBR1000 RR-R		<b>1'34.769</b>	1.417	0.062	15	160,534	<b>277,6</b>
15	<b>28</b> B. RAY	GBR	Yamaha Motoxracing WorldSBK Team	Yamaha YZF R1	IND	<b>1'34.790</b>	1.438	0.021	11	160,498	<b>272,7</b>
16	<b>76</b> L. BAZ	FRA	Bonovo Action BMW	BMW M1000 RR	IND	<b>1'35.190</b>	1.838	0.400	14	159,824	<b>271,4</b>
17	<b>66</b> T. SYKES	GBR	ROKIT BMW Motorrad WorldSBK Team	BMW M1000 RR		<b>1'35.544</b>	2.192	0.354	12	159,231	<b>272,7</b>
18	<b>34</b> L. BALDASSARRI	ITA	GMT94 Yamaha	Yamaha YZF R1	IND	<b>1'35.573</b>	2.221	0.029	8	159,183	<b>268,7</b>
19	<b>35</b> H. SYHRIN	MAS	PETRONAS MIE Racing Honda Team	Honda CBR1000 RR-R	IND	<b>1'35.924</b>	2.572	0.351	13	158,601	<b>272,0</b>
20	<b>70</b> L. VITALI	ITA	Orelac Racing MOVISIO	Kawasaki ZX-10RR	IND	<b>1'36.118</b>	2.766	0.194	12	158,280	<b>267,3</b>
21	<b>16</b> G. RUIJU	ITA	Bmax Racing	BMW M1000 RR	IND	<b>1'36.172</b>	2.820	0.054	12	158,192	<b>273,4</b>
22	<b>32</b> I. VINALES	ESP	TPR by Vinales Racing	Kawasaki ZX-10RR	IND	<b>1'36.502</b>	3.150	0.330	14	157,651	<b>266,0</b>
23	<b>53</b> T. RABAT	ESP	Kawasaki Puccetti Racing	Kawasaki ZX-10RR	IND	<b>1'36.832</b>	3.480	0.330	11	157,113	<b>272,7</b>
24	<b>31</b> G. GERLOFF	USA	Bonovo Action BMW	BMW M1000 RR	IND	<b>1'36.930</b>	3.578	0.098	2	156,955	<b>275,5</b>
25	<b>88</b> R. MIZUNO	JPN	PETRONAS MIE Racing Honda Team	Honda CBR1000 RR-R	IND	<b>1'37.235</b>	3.883	0.305	12	156,462	<b>270,0</b>

Qualifying Lap Time (105% of 1'33.352): 1'38.020

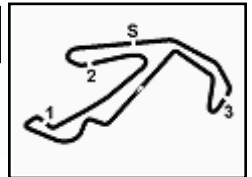
AIR	Humidity:	68%	Temp:	22°C
TRACK	Condition:	Dry	Temp:	32°C

Records	Pole	(SP)	2022	A.Bautista	1'33.328	163,010	Km/h
	Race	(SPRC)	2022	T.Razgatioglu	1'33.722	162,330	Km/h
	All Times	(SP)	2022	A.Bautista	1'33.328	163,010	Km/h

Start 09:00 End 09:35 The results are provisional until the end of the time limit for protests and appeals and the completion of the technical checks.

These data/results cannot be reproduced, stored and/or transmitted in whole or in part by any manner of electronic, mechanical, photocopying, recording, broadcasting or otherwise now known or herein after developed without the previous express consent by the copyright owner, except for reproduction in daily press and regular printed publications on sale to the public within 60 days of the event related to those data/results and always provided that copyright symbol appears together as follows below.

© DORNA WSBK ORGANIZATION Srl 2023



## Pirelli Emilia-Romagna Round, 2-4 June 2023

### Results Free Practice 3rd Session

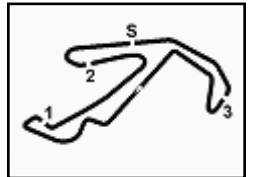
#### Session Highlights

Local Time	No. Rider	Description
09.00.00		Start
09.02.10	<b>45 S. REDDING</b>	Current Lap Cancelled - Exceeded Track Limits - Turn 1
09.03.28	<b>88 R. MIZUNO</b>	On the Gravel - Re-Joined - Turn 13
09.03.46	<b>31 G. GERLOFF</b>	Current Lap Cancelled - Exceeded Track Limits - Turn 1
09.05.24	<b>76 L. BAZ</b>	Current Lap Cancelled - Exceeded Track Limits - Turn 1
09.06.08	<b>76 L. BAZ</b>	Lap Cancelled [1'45.815] - Exceeded Track Limits - Turn 11
09.06.49	<b>31 G. GERLOFF</b>	Crashed - Turn 13
09.06.58	<b>35 H. SYAHRIN</b>	Current Lap Cancelled - Exceeded Track Limits - Turn 1
09.06.59	<b>32 I. VINALES</b>	Current Lap Cancelled - Exceeded Track Limits - Turn 1
09.07.05	<b>32 I. VINALES</b>	Lap Cancelled [1'36.962] - Exceeded Track Limits - Turn 11
09.08.35	<b>21 M. RINALDI</b>	Lap Cancelled [1'34.862] - Yellow Flag - Turn 12
09.08.40	<b>65 J. REA</b>	Lap Cancelled [1'52.277] - Yellow Flag - Turn 12
09.08.41	<b>16 G. RUIU</b>	Current Lap Cancelled - Exceeded Track Limits - Turn 1
09.08.44	<b>34 L. BALDASSARRI</b>	Current Lap Cancelled - Exceeded Track Limits - Turn 1
09.08.45	<b>70 L. VITALI</b>	Lap Cancelled [1'37.633] - Yellow Flag - Turn 12
09.08.50	<b>66 T. SYKES</b>	Lap Cancelled [1'38.019] - Yellow Flag - Turn 12
09.08.55	<b>9 D. PETRUCCI</b>	Lap Cancelled [1'35.327] - Yellow Flag - Turn 12
09.08.58	<b>88 R. MIZUNO</b>	Current Lap Cancelled - Exceeded Track Limits - Turn 1
09.09.00	<b>21 M. RINALDI</b>	Current Lap Cancelled - Exceeded Track Limits - Turn 1
09.09.09	<b>70 L. VITALI</b>	Current Lap Cancelled - Exceeded Track Limits - Turn 1
09.10.23	<b>32 I. VINALES</b>	Current Lap Cancelled - Exceeded Track Limits - Turn 1
09.13.47	<b>97 X. VERGÈ</b>	Lap Cancelled [1'35.206] - Exceeded Track Limits - Turn 11
09.14.40	<b>5 P. OETTL</b>	Current Lap Cancelled - Exceeded Track Limits - Turn 1
09.18.05	<b>54 T. RAZGATLIOGLU</b>	Current Lap Cancelled - Exceeded Track Limits - Turn 1
09.19.44	<b>5 P. OETTL</b>	Lap Cancelled [4'26.110] - Exceeded Track Limits - Turn 11
09.20.06	<b>34 L. BALDASSARRI</b>	Crashed - Turn 6
09.21.19	<b>47 A. BASSANI</b>	Current Lap Cancelled - Exceeded Track Limits - Turn 1
09.21.38	<b>7 I. LECUONA</b>	Lap Cancelled [1'36.325] - Yellow Flag - Turn 5
09.22.03	<b>45 S. REDDING</b>	Current Lap Cancelled - Exceeded Track Limits - Turn 1
09.22.43	<b>77 D. AEGERTER</b>	Lap Cancelled [1'40.513] - Yellow Flag - Turn 5
09.22.48	<b>70 L. VITALI</b>	Lap Cancelled [1'0'26.412] - Yellow Flag - Turn 5
09.22.53	<b>87 R. GARDNER</b>	Lap Cancelled [2'01.622] - Yellow Flag - Turn 5
09.23.59	<b>76 L. BAZ</b>	Lap Cancelled [1'37.479] - Exceeded Track Limits - Turn 11
09.24.18	<b>21 M. RINALDI</b>	Current Lap Cancelled - Exceeded Track Limits - Turn 1
09.24.28	<b>28 B. RAY</b>	Lap Cancelled [1'35.234] - Exceeded Track Limits - Turn 11
09.24.35	<b>22 A. LOWES</b>	Lap Cancelled [1'35.388] - Exceeded Track Limits - Turn 11
09.24.53	<b>70 L. VITALI</b>	Current Lap Cancelled - Exceeded Track Limits - Turn 1
09.25.36	<b>76 L. BAZ</b>	Current Lap Cancelled - Exceeded Track Limits - Turn 1
09.25.42	<b>32 I. VINALES</b>	Current Lap Cancelled - Exceeded Track Limits - Turn 1
09.25.52	<b>88 R. MIZUNO</b>	Current Lap Cancelled - Exceeded Track Limits - Turn 1
09.27.20	<b>5 P. OETTL</b>	Current Lap Cancelled - Exceeded Track Limits - Turn 1
09.27.48	<b>47 A. BASSANI</b>	Current Lap Cancelled - Exceeded Track Limits - Turn 1
09.28.04	<b>87 R. GARDNER</b>	Current Lap Cancelled - Exceeded Track Limits - Turn 1
09.28.07	<b>70 L. VITALI</b>	Current Lap Cancelled - Exceeded Track Limits - Turn 1
09.28.08	<b>16 G. RUIU</b>	Current Lap Cancelled - Exceeded Track Limits - Turn 1
09.29.35	<b>77 D. AEGERTER</b>	Current Lap Cancelled - Exceeded Track Limits - Turn 1
09.30.35	<b>54 T. RAZGATLIOGLU</b>	Lap Cancelled [1'35.296] - Exceeded Track Limits - Turn 11
09.30.42	<b>87 R. GARDNER</b>	Lap Cancelled [1'43.545] - Exceeded Track Limits - Turn 11
09.30.47	<b>32 I. VINALES</b>	Lap Cancelled [1'36.570] - Exceeded Track Limits - Turn 11
09.30.58	<b>32 I. VINALES</b>	Lap Cancelled [1'36.570] - Exceeded Track Limits - Turn 11
09.31.19	<b>9 D. PETRUCCI</b>	Lap Cancelled [1'34.452] - Exceeded Track Limits - Turn 11
09.32.06	<b>88 R. MIZUNO</b>	Lap Cancelled [1'39.354] - Exceeded Track Limits - Turn 16
09.35.54		End Of Session

Start 09:00 End 09:35 The results are provisional until the end of the time limit for protests and appeals and the completion of the technical checks.

These data/results cannot be reproduced, stored and/or transmitted in whole or in part by any manner of electronic, mechanical, photocopying, recording, broadcasting or otherwise now known or herein after developed without the previous express consent by the copyright owner, except for reproduction in daily press and regular printed publications on sale to the public within 60 days of the event related to those data/results and always provided that copyright symbol appears together as follows below.

© DORNA WSBK ORGANIZATION Srl 2023



## Pirelli Emilia-Romagna Round, 2-4 June 2023

### Results Free Practice 3rd Session

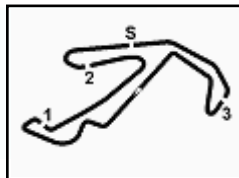
#### Fastest Laps Sequence

No.	Rider	Nat	Team	Bike	Local Time	Time	Gap	Avg
32	I. VINALES	ESP	TPR by Vinales Racing	Kawasaki ZX-10RR	09:03'33.284	<b>1'38.441</b>		154,545
7	I. LECUONA	ESP	Team HRC	Honda CBR1000 RR-R	09:03'34.611	<b>1'37.357</b>	-1.084	156,266
35	H. SYHRIN	MAS	PETRONAS MIE Racing Honda Team	Honda CBR1000 RR-R	09:03'34.954	<b>1'37.195</b>	-0.162	156,527
31	G. GERLOFF	USA	Bonovo Action BMW	BMW M1000 RR	09:03'34.971	<b>1'36.930</b>	-0.265	156,955
65	J. REA	GBR	Kawasaki Racing Team WorldSBK	Kawasaki ZX-10RR	09:03'37.502	<b>1'35.128</b>	-1.802	159,928
22	A. LOWES	GBR	Kawasaki Racing Team WorldSBK	Kawasaki ZX-10RR	09:03'37.835	<b>1'34.759</b>	-0.369	160,550
21	M. RINALDI	ITA	Aruba.it Racing - Ducati	Ducati Panigale V4R	09:05'41.335	<b>1'34.707</b>	-0.052	160,639
1	A. BAUTISTA	ESP	Aruba.it Racing - Ducati	Ducati Panigale V4R	09:08'07.003	<b>1'34.015</b>	-0.692	161,821
65	J. REA	GBR	Kawasaki Racing Team WorldSBK	Kawasaki ZX-10RR	09:08'51.198	<b>1'33.955</b>	-0.060	161,924
1	A. BAUTISTA	ESP	Aruba.it Racing - Ducati	Ducati Panigale V4R	09:09'40.469	<b>1'33.466</b>	-0.489	162,771
1	A. BAUTISTA	ESP	Aruba.it Racing - Ducati	Ducati Panigale V4R	09:12'47.552	<b>1'33.439</b>	-0.027	162,819
1	A. BAUTISTA	ESP	Aruba.it Racing - Ducati	Ducati Panigale V4R	09:14'20.904	<b>1'33.352</b>	-0.087	162,970

Start 09:00 End 09:35 The results are provisional until the end of the time limit for protests and appeals and the completion of the technical checks.

These data/results cannot be reproduced, stored and/or transmitted in whole or in part by any manner of electronic, mechanical, photocopying, recording, broadcasting or otherwise now known or herein after developed without the previous express consent by the copyright owner, except for reproduction in daily press and regular printed publications on sale to the public within 60 days of the event related to those data/results and always provided that copyright symbol appears together as follows below.

© DORNA WSBK ORGANIZATION Srl 2023



## Pirelli Emilia-Romagna Round, 2-4 June 2023

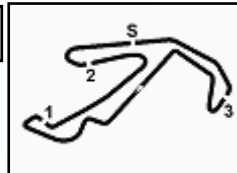
### Free Practices Combined Results

No.	Rider	Nat	Team	Bike	Class	FP1	FP2	FP3	Time	Gap	Rel.	Avg	LL
1	<b>1 A. BAUTISTA</b>	ESP	Aruba.it Racing - Ducati	Ducati Panigale V4R		1'34.465	1'33.825	<b>1'33.352</b>	<b>1'33.352</b>			162,970	56
2	<b>21 M. RINALDI</b>	ITA	Aruba.it Racing - Ducati	Ducati Panigale V4R		1'34.396	1'34.283	<b>1'33.597</b>	<b>1'33.597</b>	0.245	0.245	162,544	53
3	<b>65 J. REA</b>	GBR	Kawasaki Racing Team WorldSBK	Kawasaki ZX-10RR		1'34.864	1'34.713	<b>1'33.955</b>	<b>1'33.955</b>	0.603	0.358	161,924	55
4	<b>87 R. GARDNER</b>	AUS	GYTR GRT Yamaha WorldSBK Team	Yamaha YZF R1	IND	1'35.232	1'35.321	<b>1'34.069</b>	<b>1'34.069</b>	0.717	0.114	161,728	55
5	<b>5 P. OETTL</b>	GER	Team GoEleven	Ducati Panigale V4R	IND	1'35.471	1'34.922	<b>1'34.137</b>	<b>1'34.137</b>	0.785	0.068	161,611	54
6	<b>47 A. BASSANI</b>	ITA	Motocorsa Racing	Ducati Panigale V4R	IND	1'35.333	1'34.699	<b>1'34.146</b>	<b>1'34.146</b>	0.794	0.009	161,596	51
7	<b>54 T. RAZGATLIOGLU</b>	TUR	Pata Yamaha Prometeon WorldSBK	Yamaha YZF R1		<b>1'34.154</b>	1'34.494	1'34.246	<b>1'34.154</b>	0.802	0.008	161,582	56
8	<b>9 D. PETRUCCI</b>	ITA	Barni Spark Racing Team	Ducati Panigale V4R	IND	1'35.195	1'34.276	<b>1'34.223</b>	<b>1'34.223</b>	0.871	0.069	161,464	59
9	<b>55 A. LOCATELLI</b>	ITA	Pata Yamaha Prometeon WorldSBK	Yamaha YZF R1		1'34.730	1'35.063	<b>1'34.228</b>	<b>1'34.228</b>	0.876	0.005	161,455	57
10	<b>7 I. LECUONA</b>	ESP	Team HRC	Honda CBR1000 RR-R		1'34.970	1'34.932	<b>1'34.255</b>	<b>1'34.255</b>	0.903	0.027	161,409	48
11	<b>77 D. AEGERTER</b>	SUI	GYTR GRT Yamaha WorldSBK Team	Yamaha YZF R1	IND	1'34.706	1'35.455	<b>1'34.369</b>	<b>1'34.369</b>	1.017	0.114	161,214	48
12	<b>22 A. LOWES</b>	GBR	Kawasaki Racing Team WorldSBK	Kawasaki ZX-10RR		1'34.816	1'34.477	<b>1'34.458</b>	<b>1'34.458</b>	1.106	0.089	161,062	59
13	<b>31 G. GERLOFF</b>	USA	Bonovo Action BMW	BMW M1000 RR	IND	1'34.832	<b>1'34.610</b>	1'36.930	<b>1'34.610</b>	1.258	0.152	160,803	36
14	<b>45 S. REDDING</b>	GBR	ROKiT BMW Motorrad WorldSBK Team	BMW M1000 RR		1'35.137	1'34.826	<b>1'34.707</b>	<b>1'34.707</b>	1.355	0.097	160,639	42
15	<b>97 X. VIERGE</b>	ESP	Team HRC	Honda CBR1000 RR-R		1'34.919	1'34.833	<b>1'34.769</b>	<b>1'34.769</b>	1.417	0.062	160,534	57
16	<b>28 B. RAY</b>	GBR	Yamaha Motoxrcing WorldSBK Team	Yamaha YZF R1	IND	1'36.292	1'35.523	<b>1'34.790</b>	<b>1'34.790</b>	1.438	0.021	160,498	46
17	<b>66 T. SYKES</b>	GBR	ROKiT BMW Motorrad WorldSBK Team	BMW M1000 RR		1'35.137	<b>1'34.867</b>	1'35.544	<b>1'34.867</b>	1.515	0.077	160,368	45
18	<b>76 L. BAZ</b>	FRA	Bonovo Action BMW	BMW M1000 RR	IND	1'35.360	<b>1'35.134</b>	1'35.190	<b>1'35.134</b>	1.782	0.267	159,918	50
19	<b>16 G. RUIU</b>	ITA	Bmax Racing	BMW M1000 RR	IND	1'36.474	<b>1'35.547</b>	1'36.172	<b>1'35.547</b>	2.195	0.413	159,226	41
20	<b>34 L. BALDASSARRI</b>	ITA	GMT94 Yamaha	Yamaha YZF R1	IND	1'36.035	1'36.092	<b>1'35.573</b>	<b>1'35.573</b>	2.221	0.026	159,183	50
21	<b>35 H. SYHRIN</b>	MAS	PETRONAS MIE Racing Honda Team	Honda CBR1000 RR-R	IND	1'36.584	1'36.647	<b>1'35.924</b>	<b>1'35.924</b>	2.572	0.351	158,601	49
22	<b>70 L. VITALI</b>	ITA	Orelac Racing MDVISO	Kawasaki ZX-10RR	IND	1'36.767	1'36.908	<b>1'36.118</b>	<b>1'36.118</b>	2.766	0.194	158,280	41
23	<b>53 T. RABAT</b>	ESP	Kawasaki Puccetti Racing	Kawasaki ZX-10RR	IND	<b>1'36.485</b>	1'36.783	1'36.832	<b>1'36.485</b>	3.133	0.367	157,678	52
24	<b>32 I. VINALES</b>	ESP	TPR by Vinales Racing	Kawasaki ZX-10RR	IND		1'37.504	<b>1'36.502</b>	<b>1'36.502</b>	3.150	0.017	157,651	32
25	<b>88 R. MIZUNO</b>	JPN	PETRONAS MIE Racing Honda Team	Honda CBR1000 RR-R	IND	1'39.303	1'37.513	<b>1'37.235</b>	<b>1'37.235</b>	3.883	0.733	156,462	47

03/06/2023

These data/results cannot be reproduced, stored and/or transmitted in whole or in part by any manner of electronic, mechanical, photocopying, recording, broadcasting or otherwise now known or herein after developed without the previous express consent by the copyright owner, except for reproduction in daily press and regular printed publications on sale to the public within 60 days of the event related to those data/results and always provided that copyright symbol appears together as follows below.

© DORNA WSBK ORGANIZATION Srl 2023



## Pirelli Emilia-Romagna Round, 2-4 June 2023

### Best Sectors & Speed Free Practice 3rd Session

Misano Circuit Sic 58 4.226 m

#### BEST LAP

1	<b>1</b> A. BAUTISTA	Ducati Panigale V4R	1'33.352
2	<b>21</b> M. RINALDI	Ducati Panigale V4R	1'33.597
3	<b>65</b> J. REA	Kawasaki ZX-10RR	1'33.955
4	<b>87</b> R. GARDNER	Yamaha YZF R1	1'34.069
5	<b>5</b> P. OETTL	Ducati Panigale V4R	1'34.137
6	<b>47</b> A. BASSANI	Ducati Panigale V4R	1'34.146
7	<b>9</b> D. PETRUCCI	Ducati Panigale V4R	1'34.223
8	<b>55</b> A. LOCATELLI	Yamaha YZF R1	1'34.228
9	<b>54</b> T. RAZGATLIOGLU	Yamaha YZF R1	1'34.246
10	<b>7</b> I. LECUONA	Honda CBR1000 RR-R	1'34.255
11	<b>77</b> D. AEGERTER	Yamaha YZF R1	1'34.369
12	<b>22</b> A. LOWES	Kawasaki ZX-10RR	1'34.458
13	<b>45</b> S. REDDING	BMW M1000 RR	1'34.707
14	<b>97</b> X. VIERGE	Honda CBR1000 RR-R	1'34.769
15	<b>28</b> B. RAY	Yamaha YZF R1	1'34.790
16	<b>76</b> L. BAZ	BMW M1000 RR	1'35.190
17	<b>66</b> T. SYKES	BMW M1000 RR	1'35.544
18	<b>34</b> L. BALDASSARRI	Yamaha YZF R1	1'35.573
19	<b>35</b> H. SYHRIN	Honda CBR1000 RR-R	1'35.924
20	<b>70</b> L. VITALI	Kawasaki ZX-10RR	1'36.118
21	<b>16</b> G. RUIJU	BMW M1000 RR	1'36.172
22	<b>32</b> I. VINALES	Kawasaki ZX-10RR	1'36.502
23	<b>53</b> T. RABAT	Kawasaki ZX-10RR	1'36.832
24	<b>31</b> G. GERLOFF	BMW M1000 RR	1'36.930
25	<b>88</b> R. MIZUNO	Honda CBR1000 RR-R	1'37.235

#### SPEED

1	<b>1</b> A. BAUTISTA	Ducati Panigale V4R	282,0
2	<b>97</b> X. VIERGE	Honda CBR1000 RR-R	277,6
3	<b>65</b> J. REA	Kawasaki ZX-10RR	276,2
4	<b>21</b> M. RINALDI	Ducati Panigale V4R	276,2
5	<b>31</b> G. GERLOFF	BMW M1000 RR	275,5
6	<b>47</b> A. BASSANI	Ducati Panigale V4R	274,8
7	<b>22</b> A. LOWES	Kawasaki ZX-10RR	274,1
8	<b>9</b> D. PETRUCCI	Ducati Panigale V4R	274,1
9	<b>55</b> A. LOCATELLI	Yamaha YZF R1	273,4
10	<b>16</b> G. RUIJU	BMW M1000 RR	273,4
11	<b>54</b> T. RAZGATLIOGLU	Yamaha YZF R1	273,4
12	<b>28</b> B. RAY	Yamaha YZF R1	272,7
13	<b>66</b> T. SYKES	BMW M1000 RR	272,7
14	<b>45</b> S. REDDING	BMW M1000 RR	272,7
15	<b>53</b> T. RABAT	Kawasaki ZX-10RR	272,7
16	<b>35</b> H. SYHRIN	Honda CBR1000 RR-R	272,0
17	<b>77</b> D. AEGERTER	Yamaha YZF R1	272,0
18	<b>7</b> I. LECUONA	Honda CBR1000 RR-R	272,0
19	<b>5</b> P. OETTL	Ducati Panigale V4R	272,0
20	<b>76</b> L. BAZ	BMW M1000 RR	271,4
21	<b>87</b> R. GARDNER	Yamaha YZF R1	270,7
22	<b>88</b> R. MIZUNO	Honda CBR1000 RR-R	270,0
23	<b>34</b> L. BALDASSARRI	Yamaha YZF R1	268,7
24	<b>70</b> L. VITALI	Kawasaki ZX-10RR	267,3
25	<b>32</b> I. VINALES	Kawasaki ZX-10RR	266,0

#### SEG. 1

#### SEG. 2

#### SEG. 3

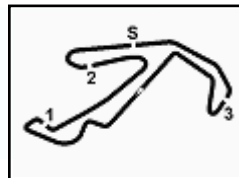
#### SEG. 4

1	<b>87</b> R. GARDNER	26.025	1	<b>1</b> A. BAUTISTA	20.853	1	<b>1</b> A. BAUTISTA	25.220	1	<b>21</b> M. RINALDI	20.936
2	<b>1</b> A. BAUTISTA	26.157	2	<b>47</b> A. BASSANI	21.016	2	<b>21</b> M. RINALDI	25.326	2	<b>47</b> A. BASSANI	21.001
3	<b>7</b> I. LECUONA	26.163	3	<b>21</b> M. RINALDI	21.034	3	<b>77</b> D. AEGERTER	25.371	3	<b>1</b> A. BAUTISTA	21.006
4	<b>65</b> J. REA	26.166	4	<b>65</b> J. REA	21.148	4	<b>87</b> R. GARDNER	25.430	4	<b>5</b> P. OETTL	21.030
5	<b>21</b> M. RINALDI	26.174	5	<b>9</b> D. PETRUCCI	21.148	5	<b>65</b> J. REA	25.439	5	<b>9</b> D. PETRUCCI	21.050
6	<b>5</b> P. OETTL	26.237	6	<b>54</b> T. RAZGATLIOGLU	21.167	6	<b>5</b> P. OETTL	25.446	6	<b>55</b> A. LOCATELLI	21.089
7	<b>54</b> T. RAZGATLIOGLU	26.238	7	<b>22</b> A. LOWES	21.190	7	<b>55</b> A. LOCATELLI	25.509	7	<b>7</b> I. LECUONA	21.136
8	<b>9</b> D. PETRUCCI	26.268	8	<b>5</b> P. OETTL	21.205	8	<b>54</b> T. RAZGATLIOGLU	25.516	8	<b>87</b> R. GARDNER	21.152
9	<b>28</b> B. RAY	26.272	9	<b>55</b> A. LOCATELLI	21.246	9	<b>22</b> A. LOWES	25.539	9	<b>77</b> D. AEGERTER	21.174
10	<b>77</b> D. AEGERTER	26.273	10	<b>7</b> I. LECUONA	21.279	10	<b>7</b> I. LECUONA	25.550	10	<b>54</b> T. RAZGATLIOGLU	21.180
11	<b>55</b> A. LOCATELLI	26.282	11	<b>97</b> X. VIERGE	21.293	11	<b>9</b> D. PETRUCCI	25.594	11	<b>22</b> A. LOWES	21.195
12	<b>22</b> A. LOWES	26.323	12	<b>87</b> R. GARDNER	21.296	12	<b>45</b> S. REDDING	25.667	12	<b>28</b> B. RAY	21.201
13	<b>45</b> S. REDDING	26.365	13	<b>45</b> S. REDDING	21.332	13	<b>34</b> L. BALDASSARRI	25.670	13	<b>65</b> J. REA	21.202
14	<b>47</b> A. BASSANI	26.391	14	<b>77</b> D. AEGERTER	21.381	14	<b>97</b> X. VIERGE	25.674	14	<b>97</b> X. VIERGE	21.225
15	<b>97</b> X. VIERGE	26.465	15	<b>76</b> L. BAZ	21.385	15	<b>47</b> A. BASSANI	25.697	15	<b>76</b> L. BAZ	21.235
16	<b>34</b> L. BALDASSARRI	26.486	16	<b>28</b> B. RAY	21.413	16	<b>66</b> T. SYKES	25.773	16	<b>45</b> S. REDDING	21.249
17	<b>76</b> L. BAZ	26.513	17	<b>31</b> G. GERLOFF	21.415	17	<b>28</b> B. RAY	25.780	17	<b>66</b> T. SYKES	21.333
18	<b>35</b> H. SYHRIN	26.563	18	<b>16</b> G. RUIJU	21.506	18	<b>76</b> L. BAZ	25.836	18	<b>34</b> L. BALDASSARRI	21.359
19	<b>70</b> L. VITALI	26.636	19	<b>66</b> T. SYKES	21.588	19	<b>35</b> H. SYHRIN	25.919	19	<b>32</b> I. VINALES	21.449
20	<b>66</b> T. SYKES	26.680	20	<b>35</b> H. SYHRIN	21.597	20	<b>70</b> L. VITALI	26.037	20	<b>16</b> G. RUIJU	21.587
21	<b>53</b> T. RABAT	26.734	21	<b>34</b> L. BALDASSARRI	21.604	21	<b>16</b> G. RUIJU	26.060	21	<b>31</b> G. GERLOFF	21.600
22	<b>32</b> I. VINALES	26.846	22	<b>32</b> I. VINALES	21.681	22	<b>88</b> R. MIZUNO	26.216	22	<b>70</b> L. VITALI	21.621
23	<b>31</b> G. GERLOFF	26.847	23	<b>70</b> L. VITALI	21.747	23	<b>32</b> I. VINALES	26.291	23	<b>35</b> H. SYHRIN	21.631
24	<b>88</b> R. MIZUNO	26.937	24	<b>53</b> T. RABAT	21.824	24	<b>53</b> T. RABAT	26.314	24	<b>53</b> T. RABAT	21.680
25	<b>16</b> G. RUIJU	26.961	25	<b>88</b> R. MIZUNO	22.147	25	<b>31</b> G. GERLOFF	26.347	25	<b>88</b> R. MIZUNO	21.769

03/06/2023

These data/results cannot be reproduced, stored and/or transmitted in whole or in part by any manner of electronic, mechanical, photocopying, recording, broadcasting or otherwise now known or herein after developed without the previous express consent by the copyright owner, except for reproduction in daily press and regular printed publications on sale to the public within 60 days of the event related to those data/results and always provided that copyright symbol appears together as follows below.

© DORNA WSBK ORGANIZATION Srl 2023



Misano Circuit Sic 58 4.226 m

## Pirelli Emilia-Romagna Round, 2-4 June 2023

### Ideal Times Free Practice 3rd Session

No.	Rider	Nat	Bike	Seg. 1	Seg. 2	Seg. 3	Seg. 4	Ideal Time		
				Diff. 1	Diff. 2	Diff. 3	Diff. 4	Best Lap	Pos.	Diff.
1	<b>1 A. BAUTISTA</b>	ESP	Ducati Panigale V4R	26.157	<b>20.853</b> +0.017	<b>25.220</b> +0.025	21.006 +0.074	<b>1'33.236</b> 1'33.352	1	0.116
2	<b>21 M. RINALDI</b>	ITA	Ducati Panigale V4R	26.174 +0.075	21.034	25.326 +0.052	<b>20.936</b>	<b>1'33.470</b> 1'33.597	2	0.127
3	<b>87 R. GARDNER</b>	AUS	Yamaha YZF R1	<b>26.025</b> +0.124	21.296 +0.042	25.430	21.152	<b>1'33.903</b> 1'34.069	4	0.166
4	<b>5 P. OETTL</b>	GER	Ducati Panigale V4R	26.237	21.205 +0.177	25.446 +0.024	21.030 +0.018	<b>1'33.918</b> 1'34.137	5	0.219
5	<b>65 J. REA</b>	GBR	Kawasaki ZX-10RR	26.166	21.148	25.439	21.202	<b>1'33.955</b> 1'33.955	3	
6	<b>9 D. PETRUCCI</b>	ITA	Ducati Panigale V4R	26.268	21.148 +0.122	25.594	21.050 +0.041	<b>1'34.060</b> 1'34.223	7	0.163
7	<b>54 T. RAZGATLIOGLU</b>	TUR	Yamaha YZF R1	26.238 +0.095	21.167 +0.002	25.516	21.180 +0.048	<b>1'34.101</b> 1'34.246	9	0.145
8	<b>47 A. BASSANI</b>	ITA	Ducati Panigale V4R	26.391	21.016 +0.041	25.697	21.001	<b>1'34.105</b> 1'34.146	6	0.041
9	<b>55 A. LOCATELLI</b>	ITA	Yamaha YZF R1	26.282 +0.066	21.246 +0.036	25.509	21.089	<b>1'34.126</b> 1'34.228	8	0.102
10	<b>7 I. LECUONA</b>	ESP	Honda CBR1000 RR-R	26.163	21.279 +0.058	25.550	21.136 +0.069	<b>1'34.128</b> 1'34.255	10	0.127
11	<b>77 D. AEGERTER</b>	SUI	Yamaha YZF R1	26.273	21.381 +0.170	25.371	21.174	<b>1'34.199</b> 1'34.369	11	0.170
12	<b>22 A. LOWES</b>	GBR	Kawasaki ZX-10RR	26.323 +0.172	21.190	25.539	21.195 +0.039	<b>1'34.247</b> 1'34.458	12	0.211
13	<b>45 S. REDDING</b>	GBR	BMW M1000 RR	26.365	21.332	25.667 +0.094	21.249	<b>1'34.613</b> 1'34.707	13	0.094
14	<b>97 X. VIERGE</b>	ESP	Honda CBR1000 RR-R	26.465 +0.002	21.293 +0.062	25.674 +0.048	21.225	<b>1'34.657</b> 1'34.769	14	0.112
15	<b>28 B. RAY</b>	GBR	Yamaha YZF R1	26.272	21.413 +0.070	25.780 +0.033	21.201 +0.021	<b>1'34.666</b> 1'34.790	15	0.124
16	<b>76 L. BAZ</b>	FRA	BMW M1000 RR	26.513 +0.101	21.385	25.836 +0.120	21.235	<b>1'34.969</b> 1'35.190	16	0.221
17	<b>34 L. BALDASSARRI</b>	ITA	Yamaha YZF R1	26.486 +0.355	21.604 +0.074	25.670	21.359 +0.025	<b>1'35.119</b> 1'35.573	18	0.454
18	<b>66 T. SYKES</b>	GBR	BMW M1000 RR	26.680 +0.092	21.588	25.773	21.333 +0.078	<b>1'35.374</b> 1'35.544	17	0.170
19	<b>35 H. SYHRIN</b>	MAS	Honda CBR1000 RR-R	26.563 +0.037	21.597	25.919 +0.073	21.631 +0.104	<b>1'35.710</b> 1'35.924	19	0.214
20	<b>70 L. VITALI</b>	ITA	Kawasaki ZX-10RR	26.636	21.747	26.037 +0.075	21.621 +0.002	<b>1'36.041</b> 1'36.118	20	0.077
21	<b>16 G. RUIU</b>	ITA	BMW M1000 RR	26.961 +0.058	21.506	26.060	21.587	<b>1'36.114</b> 1'36.172	21	0.058
22	<b>31 G. GERLOFF</b>	USA	BMW M1000 RR	26.847 +0.348	21.415 +0.373	26.347	21.600	<b>1'36.209</b> 1'36.930	24	0.721
23	<b>32 I. VINALES</b>	ESP	Kawasaki ZX-10RR	26.846	21.681 +0.036	26.291 +0.011	21.449 +0.188	<b>1'36.267</b> 1'36.502	22	0.235
24	<b>53 T. RABAT</b>	ESP	Kawasaki ZX-10RR	26.734	21.824 +0.072	26.314 +0.034	21.680 +0.174	<b>1'36.552</b> 1'36.832	23	0.280
25	<b>88 R. MIZUNO</b>	JPN	Honda CBR1000 RR-R	26.937	22.147	26.216	21.769 +0.166	<b>1'37.069</b> 1'37.235	25	0.166
<b>Overall Ideal Time</b>				26.025	20.853	25.220	20.936	<b>1'33.034</b>		

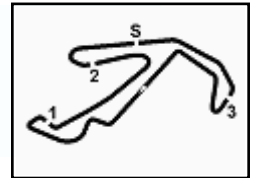
03/06/2023

These data/results cannot be reproduced, stored and/or transmitted in whole or in part by any manner of electronic, mechanical, photocopying, recording, broadcasting or otherwise now known or herein after developed without the previous express consent by the copyright owner, except for reproduction in daily press and regular printed publications on sale to the public within 60 days of the event related to those data/results and always provided that copyright symbol appears together as follows below.

© DORNA WSBK ORGANIZATION Srl 2023

FIGR PERUGIA TIMING





Misano Circuit Sic 58 4.226 m

## Pirelli Emilia-Romagna Round, 2-4 June 2023

### Chronological Analysis Free Practice 3rd Session

1 / 4

1° 1 A. BAUTISTA [1'33.352]							
Lap	Seg1	Seg2	Seg3	Seg4	Lap Time	km/h	Local Time
1							9:00'07.735
2	43.229	22.532	26.683	3'01.657	4'34.101P	272,0	9:04'41.836
3	42.347	21.677	25.753	21.375	1'51.152P	276,9	9:06'32.988
4	26.462	21.080	25.247	21.226	1'34.015	279,1	9:08'07.003
5	26.199	20.902	25.260	21.105	1'33.466	279,1	9:09'40.469
6	<b>26.157</b>	21.102	25.268	21.117	1'33.644	279,8	9:11'14.113
7	26.280	<b>20.853</b>	25.238	21.068	1'33.439	279,8	9:12'47.552
8	<b>26.157</b>	20.870	25.245	21.080	<b>1'33.352</b>	279,1	9:14'20.904
9	26.187	21.156	25.267	21.009	1'33.619	280,5	9:15'54.523
10	26.290	21.052	25.317	21.115	1'33.774	279,8	9:17'28.297
11	26.344	21.081	25.382	<b>21.006</b>	1'33.813	279,8	9:19'02.110
12	26.302	21.003	<b>25.220</b>	21.093	1'33.618	281,3	9:20'35.728
13	26.253	20.960	25.297	21.134	1'33.644	280,5	9:22'09.372
14	30.559	21.703	25.804	5'20.056	6'38.122P	<b>282,0</b>	9:28'47.494
15	44.870	21.694	25.616	21.410	1'53.590P	279,8	9:30'41.084

2° 21 M. RINALDI [1'33.597]							
Lap	Seg1	Seg2	Seg3	Seg4	Lap Time	km/h	Local Time
1							9:00'37.631
2	43.093	22.138	26.624	21.716	1'53.571P	270,7	9:02'31.202
3	26.803	21.495	25.784	21.344	1'35.426	274,8	9:04'06.628
4	26.632	21.281	25.652	21.142	1'34.707	274,8	9:05'41.335
5	26.502	21.179	25.827	21.354	1'34.862C	274,8	9:07'16.197
6	26.452	21.093	25.492	21.073	1'34.110	275,5	9:08'50.307
7	29.505	23.471	27.963	5'30.762	6'51.701CP	263,4	9:15'42.008
8	42.584	21.855	26.230	22.576	1'53.245P	273,4	9:17'35.253
9	26.249	<b>21.034</b>	25.378	<b>20.936</b>	<b>1'33.597</b>	275,5	9:19'08.850
10	26.321	21.244	25.372	21.069	1'34.006	275,5	9:20'42.856
11	26.575	32.893	30.316	21.963	1'51.747	250,0	9:22'34.603
12	26.254	21.115	25.328	21.021	1'33.718	<b>276,2</b>	9:24'08.321
13	30.173	23.309	28.321	21.198	1'43.001C	267,3	9:25'51.322
14	26.387	21.067	25.450	38.151	1'51.055	275,5	9:27'42.377
15	26.993	21.429	26.233	21.805	1'36.460	272,0	9:29'18.837
16	<b>26.174</b>	21.080	<b>25.326</b>	21.029	1'33.609	275,5	9:30'52.446

3° 65 J. REA [1'33.955]							
Lap	Seg1	Seg2	Seg3	Seg4	Lap Time	km/h	Local Time
1		22.366	26.547	22.054		<b>276,2</b>	9:02'02.374
2	26.546	21.409	25.759	21.414	1'35.128	271,4	9:03'37.502
3	26.422	21.480	25.784	33.778	1'47.464P	271,4	9:05'24.966
4	43.564	21.368	25.860	21.485	1'52.277CP	270,7	9:07'17.243
5	<b>26.166</b>	<b>21.148</b>	<b>25.439</b>	<b>21.202</b>	<b>1'33.955</b>	274,1	9:08'51.198
6	26.229	21.462	25.691	21.318	1'34.700	268,0	9:10'25.898
7	26.395	21.206	25.785	21.435	1'34.821	270,0	9:12'00.719
8	26.545	21.242	25.639	21.402	1'34.828	270,7	9:13'35.547
9	26.527	21.293	25.795	21.326	1'34.941	270,0	9:15'10.488
10	26.475	25.236	30.099	35.993	1'57.803P	201,9	9:17'08.291
11	7'54.738	21.786	25.974	21.466	9'03.964P	271,4	9:26'12.255
12	26.452	21.380	25.745	21.322	1'34.899	270,0	9:27'47.154
13	26.476	21.331	25.796	21.387	1'34.990	271,4	9:29'22.144
14	26.454	21.317	25.758	21.445	1'34.974	273,4	9:30'57.118

4° 87 R. GARDNER [1'34.069]							
Lap	Seg1	Seg2	Seg3	Seg4	Lap Time	km/h	Local Time
1							9:00'12.440
2	43.160	22.819	27.162	23.909	1'57.050P	265,4	9:02'09.490
3	26.818	21.619	26.740	21.668	1'36.845	269,3	9:03'46.335
4	26.522	21.522	26.023	21.500	1'35.567	268,7	9:05'21.902
5	26.572	21.993	26.026	21.478	1'36.069	269,3	9:06'57.971
6	26.440	21.478	25.754	21.435	1'35.107	<b>270,7</b>	9:08'33.078

7	26.525	21.556	25.929	21.424	1'35.434	269,3	9:10'08.512
8	26.818	22.519	27.591	8'05.109	9'22.037P	260,9	9:19'30.549
9	44.850	24.483	28.380	23.909	2'01.622CP	257,8	9:21'32.171
10	26.275	23.199	26.726	23.124	1'39.324	265,4	9:23'11.495
11	<b>26.025</b>	21.425	25.600	21.201	1'34.251	269,3	9:24'45.746
12	26.082	21.407	25.699	21.218	1'34.406	<b>270,7</b>	9:26'20.152
13	26.149	21.338	<b>25.430</b>	<b>21.152</b>	<b>1'34.069</b>	<b>270,7</b>	9:27'54.221
14	31.200	21.878	27.898	22.569	1'43.545C	259,6	9:29'37.766
15	26.183	<b>21.296</b>	25.582	21.343	1'34.404	268,7	9:31'12.170

5° 5 P. OETTL [1'34.137]							
Lap	Seg1	Seg2	Seg3	Seg4	Lap Time	km/h	Local Time
1							9:00'12.165
2	43.655	22.653	28.521	21.575	1'56.404P	235,8	9:02'08.569
3	29.270	22.748	26.779	2'54.112	4'12.909P	264,1	9:06'21.478
4	41.198	21.772	25.675	21.342	1'49.987P	270,7	9:08'11.465
5	26.545	21.281	25.851	21.307	1'34.984	270,7	9:09'46.449
6	26.396	21.271	25.667	21.166	1'34.500	271,4	9:11'20.949
7	26.495	21.250	25.859	21.297	1'34.901	271,4	9:12'55.850
8	26.600	21.207	25.654	21.248	1'34.709	271,4	9:14'30.559
9	28.029	22.140	26.868	3'09.073	4'26.110CP	266,7	9:18'56.669
10	41.934	21.603	<b>25.446</b>	<b>21.030</b>	1'50.013P	<b>272,0</b>	9:20'46.682
11	<b>26.237</b>	21.382	25.470	21.048	<b>1'34.137</b>	<b>272,0</b>	9:22'20.819
12	26.307	21.659	25.975	23.903	1'37.844	270,0	9:23'58.663
13	26.352	21.257	25.500	21.110	1'34.219	<b>272,0</b>	9:25'32.882
14	26.324	<b>21.205</b>	25.527	21.355	1'34.411	271,4	9:27'07.293
15	33.856	21.453	25.905	21.381	1'42.595C	<b>272,0</b>	9:28'49.888
16	26.498	21.251	25.749	21.449	1'34.947	271,4	9:30'24.835

6° 47 A. BASSANI [1'34.146]							
Lap	Seg1	Seg2	Seg3	Seg4	Lap Time	km/h	Local Time
1							9:00'29.546
2	42.666	22.564	26.564	22.046	1'53.840P	270,7	9:02'23.386
3	26.788	21.580	26.085	21.738	1'36.191	272,7	9:03'59.577
4	26.858	26.189	29.084	6'00.848	7'22.979P	234,3	9:11'22.556
5	44.156	22.317	26.289	21.716	1'54.478P	271,4	9:13'17.034
6	26.596	21.299	25.733	21.382	1'35.010	272,7	9:14'52.044
7	26.580	<b>21.016</b>	25.738	21.164	1'34.498	<b>274,8</b>	9:16'26.542
8	26.459	21.126	25.700	21.168	1'34.453	274,1	9:18'00.995
9	26.436	21.076	25.809	21.131	1'34.452	272,7	9:19'35.447
10	<b>26.391</b>	21.057	<b>25.697</b>	<b>21.001</b>	<b>1'34.146</b>	273,4	9:21'09.593
11	30.844	23.301	27.216	21.813	1'43.174C	270,0	9:22'52.767
12	26.423	21.048	25.732	21.095	1'34.298	274,1	9:24'27.065
13	26.512	21.168	25.950	21.269	1'34.899	273,4	9:26'01.964
14	26.651	21.163	25.898	21.362	1'35.074	272,7	9:27'37.038
15	34.061	25.219	26.838	21.575	1'47.693C	272,7	9:29'24.731
16	26.752	21.209	25.824	21.325	1'35.110	274,1	9:30'59.841

7° 9 D. PETRUCCI [1'34.223]							
Lap	Seg1	Seg2	Seg3	Seg4	Lap Time	km/h	Local Time
1							8:59'53.281
2	46.832	23.169	26.776	2'55.514	4'32.291P	266,7	9:04'25.572
3	44.516	22.172	26.423	21.663	1'54.774P	269,3	9:06'20.346
4	26.512	21.401	26.083	21.331	1'35.327C	270,7	9:07'55.673
5	26.468	21.313	25.829	21.300	1'34.910	269,3	9:09'30.583
6	26.295	21.343	25.751	21.164	1'34.553	270,7	9:11'05.136
7	26.439	21.332	25.831	21.181	1'34.783	270,7	9:12'39.919
8	26.405	21.250	25.699	21.117	1'34.471	271,4	9:14'14.390
9	26.458	21.187	25.744	21.162	1'34.551	270,7	9:15'48.941
10	26.366	21.275	25.751	21.187	1'34.579	272,0	9:17'23.520
11	28.162	22.572	27.486	21.173	1'39.393	217,7	9:19'02.913
12	<b>26.268</b>	21.270	<b>25.594</b>	21.091	<b>1'34.223</b>	<b>274,1</b>	9:20'37.136
13	27.995	25.615	30.709	25.902	1'50.221	179,4	9:22'27.357

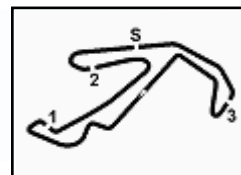
03/06/2023 P = Pits In/Dut - C = Lap Time Cancelled

These data/results cannot be reproduced, stored and/or transmitted in whole or in part by any manner of electronic, mechanical, photocopying, recording, broadcasting or otherwise now known or herein after developed without the previous express consent by the copyright owner, except for reproduction in daily press and regular printed publications on sale to the public within 60 days of the event related to those data/results and always provided that copyright symbol appears together as follows below.

© DORNA WSBK ORGANIZATION Srl 2023







## Pirelli Emilia-Romagna Round, 2-4 June 2023

### Chronological Analysis Free Practice 3rd Session

Misano Circuit Sic 58 4.226 m

3 / 4

10	26.467	21.355	25.722	<b>21.225</b>	<b>1'34.769</b>	274,1	9:16'32.970	4	26.986	21.776	26.235	21.577	1'36.574	266,0	9:05'22.105
11	28.930	22.497	27.026	36.734	1'55.187P	268,0	9:18'28.157	5	26.749	21.809	26.080	21.436	1'36.074	<b>268,7</b>	9:06'58.179
12	4'52.789	23.613	26.033	24.255	6'06.690P	273,4	9:24'34.847	6	26.869	<b>21.604</b>	25.985	<b>21.359</b>	1'35.817	266,7	9:08'33.996
13	26.533	21.521	26.186	23.497	1'37.737	276,2	9:26'12.584	7	31.711	23.281	27.499	6'02.784	7'25.275CP	257,8	9:15'59.271
14	26.519	21.404	25.728	21.248	1'34.899	275,5	9:27'47.483	8	43.832	22.218	26.273	24.111	1'56.434P	261,5	9:17'55.705
15	26.509	21.394	25.779	21.259	1'34.941	275,5	9:29'22.424	9	26.841	21.678	<b>25.670</b>	21.384	<b>1'35.573</b>	264,1	9:19'31.278
16	26.531	<b>21.293</b>	<b>25.674</b>	21.309	1'34.807	<b>277,6</b>	9:30'57.231								

15° 28 B. RAY [1'34.790]								19° 35 H. SYAHRIN [1'35.924]							
Lap	Seg1	Seg2	Seg3	Seg4	Lap Time	km/h	Local Time	Lap	Seg1	Seg2	Seg3	Seg4	Lap Time	km/h	Local Time
1							9:00'04.188	1		24.002	26.939	22.124		270,0	9:01'57.759
2	44.622	23.909	27.477	23.322	1'59.330P	266,0	9:02'03.518	2	27.285	21.889	26.291	21.730	1'37.195	<b>272,0</b>	9:03'34.954
3	27.291	22.193	26.847	21.624	1'37.955	264,1	9:03'41.473	3	26.671	21.931	26.285	21.666	1'36.553	269,3	9:05'11.507
4	26.741	21.780	26.079	21.561	1'36.161	270,0	9:05'17.634	4	26.739	21.766	26.137	<b>21.631</b>	1'36.273	266,7	9:06'47.780
5	27.036	21.866	26.251	21.886	1'37.039	270,0	9:06'54.673	5	38.599	24.404	27.800	35.399	2'06.202CP	260,2	9:08'53.982
6	26.752	21.654	26.039	21.443	1'35.888	268,7	9:08'30.561	6	7'12.025	22.594	27.657	22.986	8'25.262P	259,6	9:17'19.244
7	27.405	23.600	26.926	5'41.776	6'59.707P	269,3	9:15'30.268	7	26.665	21.760	26.092	21.738	1'36.255	268,0	9:18'55.499
8	47.902	22.819	27.165	21.821	1'59.707P	264,7	9:17'29.975	8	26.742	21.802	27.308	32.317	1'48.169	268,0	9:20'43.668
9	<b>26.272</b>	21.483	25.813	21.222	<b>1'34.790</b>	268,0	9:19'04.765	9	29.689	22.424	26.536	23.524	1'42.173	266,7	9:22'25.841
10	26.494	<b>21.413</b>	<b>25.780</b>	<b>21.201</b>	1'34.888	270,0	9:20'39.653	10	26.822	21.906	26.139	21.730	1'36.597	268,0	9:24'02.438
11	27.287	22.032	26.549	23.769	1'39.637	268,7	9:22'19.290	11	<b>26.563</b>	21.745	26.028	21.654	1'35.990	268,7	9:25'38.428
12	26.338	21.571	25.987	21.338	1'35.234C	<b>272,7</b>	9:23'54.524	12	27.577	22.134	27.208	22.557	1'39.476	254,1	9:27'17.904
								13	26.654	21.792	<b>25.919</b>	21.691	1'36.056	270,7	9:28'53.960
								14	26.600	<b>21.597</b>	25.992	21.735	<b>1'35.924</b>	270,0	9:30'29.884

16° 76 L. BAZ [1'35.190]								20° 70 L. VITALI [1'36.118]								
Lap	Seg1	Seg2	Seg3	Seg4	Lap Time	km/h	Local Time	Lap	Seg1	Seg2	Seg3	Seg4	Lap Time	km/h	Local Time	
1		24.176	26.917	22.445		268,7	9:01'52.902	1			22.966	26.719	21.953		264,1	9:02'25.029
2	26.757	21.599	27.157	30.302	1'45.815C	268,7	9:03'38.717	2	27.182	22.126	26.517	21.798	1'37.623	264,7	9:04'02.652	
3	26.612	21.483	25.989	21.318	1'35.402	269,3	9:05'14.119	3	27.006	22.076	27.724	25.079	1'41.885	244,9	9:05'44.537	
4	31.726	21.405	25.937	22.104	1'41.172C	270,0	9:06'55.291	4	27.055	22.016	26.635	21.927	1'37.633C	264,1	9:07'22.170	
5	26.517	21.417	26.101	38.426	1'52.461P	<b>271,4</b>	9:08'47.752	5	26.904	21.891	26.315	21.865	1'36.975	266,7	9:08'59.145	
6	5'38.932	22.539	26.736	21.928	6'50.135P	264,1	9:15'37.887	6	31.271	23.725	26.587	35.282	1'56.865CP	264,7	9:10'56.010	
7	26.539	21.593	25.921	21.306	1'35.359	268,0	9:17'13.246	7	9'12.859	22.286	27.406	23.861	10'26.412CP	260,2	9:21'22.422	
8	26.527	21.529	25.947	21.450	1'35.453	268,0	9:18'48.699	8	26.858	22.197	27.177	28.371	1'44.603	259,6	9:23'07.025	
9	26.530	29.282	28.563	24.627	1'49.002	252,9	9:20'37.701	9	26.796	21.766	<b>26.037</b>	<b>21.621</b>	1'36.220	266,0	9:24'43.245	
10	26.614	<b>21.385</b>	25.956	<b>21.235</b>	<b>1'35.190</b>	266,0	9:22'12.891	10	28.157	22.312	26.259	21.558	1'38.286C	<b>267,3</b>	9:26'21.531	
11	<b>26.513</b>	21.563	27.506	21.897	1'37.479C	268,7	9:23'50.370	11	<b>26.636</b>	<b>21.747</b>	26.112	21.623	<b>1'36.118</b>	266,0	9:27'57.649	
12	26.580	21.511	25.961	21.416	1'35.468	268,0	9:25'25.838	12	30.312	23.875	30.750	23.166	1'48.103C	190,8	9:29'45.752	
13	33.764	29.876	26.411	21.543	1'51.594C	267,3	9:27'17.432	13	27.974	22.301	27.724	22.516	1'40.515	262,1	9:31'26.267	
14	26.514	21.599	26.074	21.568	1'35.755	268,0	9:28'53.187									
15	26.527	21.498	<b>25.836</b>	21.631	1'35.492	268,7	9:30'28.679									

17° 66 T. SYKES [1'35.544]								21° 16 G. RUIU [1'36.172]							
Lap	Seg1	Seg2	Seg3	Seg4	Lap Time	km/h	Local Time	Lap	Seg1	Seg2	Seg3	Seg4	Lap Time	km/h	Local Time
1		23.309	27.104	23.000		270,7	9:02'35.336	1		23.276	27.547	23.480		256,5	9:01'53.127
2	28.556	22.497	27.032	21.803	1'39.888	270,7	9:04'15.224	2	27.099	22.050	26.333	27.396	1'42.878	268,7	9:03'36.005
3	26.925	21.666	25.958	21.551	1'36.100	272,0	9:05'51.324	3	27.185	21.730	26.129	21.642	1'36.686	272,7	9:05'12.691
4	<b>26.680</b>	21.728	26.239	23.372	1'38.019C	272,0	9:07'29.343	4	28.455	23.216	26.901	22.241	1'40.813	259,6	9:06'53.504
5	26.752	21.934	25.901	<b>21.333</b>	1'35.920	<b>272,7</b>	9:09'05.263	5	27.019	<b>21.506</b>	<b>26.060</b>	<b>21.587</b>	<b>1'36.172</b>	270,0	9:08'29.676
6	26.738	21.721	25.815	21.375	1'35.649	272,0	9:10'40.912	6	31.910	24.893	26.753	40.129	2'03.685CP	266,7	9:10'33.361
7	28.556	22.034	26.974	22.225	1'39.789	267,3	9:12'20.701	7	<b>9'31.088</b>	23.354	29.357	24.475	10'48.274P	251,2	9:21'21.635
8	26.772	<b>21.588</b>	<b>25.773</b>	21.411	<b>1'35.544</b>	<b>272,7</b>	9:13'56.245	8	<b>26.961</b>	21.977	32.138	23.588	1'44.664	241,6	9:23'06.299
9	28.154	22.033	26.930	32.784	1'49.901P	270,7	9:15'46.146	9	27.072	21.742	26.161	22.442	1'37.417	<b>273,4</b>	9:24'43.716
10	8'03.395	22.642	26.760	22.229	9'15.026P	270,7	9:25'01.172	10	27.154	21.726	26.310	21.620	1'36.810	271,4	9:26'20.526
11	26.728	21.658	25.799	21.534	1'35.719	270,7	9:26'36.891	11	27.082	21.765	26.189	21.887	1'36.923	269,3	9:27'57.449
12	28.457	22.164	31.091	22.521	1'44.233	219,5	9:28'21.124	12	32.606	23.628	27.663	22.660	1'46.557C	262,1	9:29'44.006
13	27.376	22.243	28.061	35.602	1'53.282P	269,3	9:30'14.406	13	27.585	22.006	27.056	22.408	1'39.055	267,3	9:31'23.061

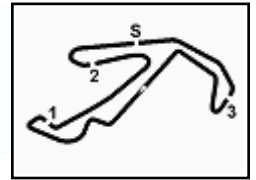
18° 34 L. BALDASSARRI [1'35.573]								22° 32 I. VINALES [1'36.502]							
Lap	Seg1	Seg2	Seg3	Seg4	Lap Time	km/h	Local Time	Lap	Seg1	Seg2	Seg3	Seg4	Lap Time	km/h	Local Time
1							9:00'01.099	1		23.498	27.437	22.248		262,1	9:01'54.843
2	50.699	22.705	26.828	21.921	2'02.153P	264,7	9:02'03.252	2	27.452	22.222	26.638	22.129	1'38.441	263,4	9:03'33.284
3	27.116	21.936	26.393	26.834	1'42.279	264,1	9:03'45.531	3	27.471	22.636	26.682	21.747	1'38.536	264,1	9:05'11.820
								4	26.949	21.884	26.362	21.767	1'36.962C	<b>266,0</b>	9:06'48.782

03/06/2023 P = Pits In/Out - C = Lap Time Cancelled

These data/results cannot be reproduced, stored and/or transmitted in whole or in part by any manner of electronic, mechanical, photocopying, recording, broadcasting or otherwise now known or herein after developed without the previous express consent by the copyright owner, except for reproduction in daily press and regular printed publications on sale to the public within 60 days of the event related to those data/results and always provided that copyright symbol appears together as follows below.

© DORNA WSBK ORGANIZATION Srl 2023





## Pirelli Emilia-Romagna Round, 2-4 June 2023

### Chronological Analysis Free Practice 3rd Session

5	36.829	22.334	26.557	21.781	1'47.501C	264,7	9:08'36.283
6	26.978	21.869	26.644	21.661	1'37.152	261,5	9:10'13.435
7	29.311	22.556	26.659	36.072	1'55.598CP	256,5	9:12'09.033
8	5'16.075	27.528	27.056	30.801	6'41.460P	260,9	9:18'50.493
9	27.046	22.084	34.827	26.781	1'50.738	143,2	9:20'41.231
10	27.072	21.915	26.318	21.672	1'36.977	265,4	9:22'18.208
11	27.008	21.777	26.569	<b>21.449</b>	1'36.803	264,7	9:23'55.011
12	<b>26.846</b>	21.717	26.302	21.637	<b>1'36.502</b>	262,8	9:25'31.513
13	30.063	22.408	26.834	22.057	1'41.362C	260,2	9:27'12.875
14	27.094	21.798	26.459	21.644	1'36.995	262,1	9:28'49.870
15	26.997	<b>21.681</b>	<b>26.291</b>	21.601	1'36.570C	264,1	9:30'26.440

23° 53 T. RABAT (1'36.832)							
Lap	Seg.1	Seg.2	Seg.3	Seg.4	Lap Time	km/h	Local Time
1		23.139	27.165	22.269		266,0	9:01'57.191
2	27.665	22.367	26.624	21.945	1'38.601	268,7	9:03'35.792
3	27.137	22.156	26.561	21.706	1'37.560	267,3	9:05'13.352
4	27.015	24.652	34.841	22.298	1'48.806	151,5	9:07'02.158
5	27.156	<b>21.824</b>	26.835	39.708	1'55.523P	<b>272,7</b>	9:08'57.681
6	6'37.418	24.795	32.772	23.613	7'58.598P	198,2	9:16'56.279
7	27.206	26.878	30.355	28.550	1'52.989	171,4	9:18'49.268
8	26.994	28.740	28.427	25.174	1'49.335	264,7	9:20'38.603
9	27.022	21.881	26.317	<b>21.680</b>	1'36.900	268,7	9:22'15.503
10	26.772	22.031	<b>26.314</b>	21.740	1'36.857	269,3	9:23'52.360
11	<b>26.734</b>	21.896	26.348	21.854	<b>1'36.832</b>	263,4	9:25'29.192
12	30.272	30.241	29.243	38.445	2'08.201P	251,2	9:27'37.393

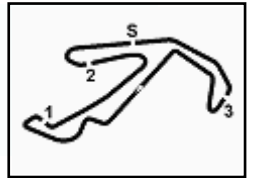
24° 31 G. GERLOFF (1'36.930)							
Lap	Seg.1	Seg.2	Seg.3	Seg.4	Lap Time	km/h	Local Time
1		22.359	26.508	21.661		274,1	9:01'58.041
2	27.195	21.788	<b>26.347</b>	<b>21.600</b>	<b>1'36.930</b>	<b>275,5</b>	9:03'34.971
3	35.587	21.876	26.019	21.579	1'45.061C	270,7	9:05'20.032

25° 88 R. MIZUNO (1'37.235)							
Lap	Seg.1	Seg.2	Seg.3	Seg.4	Lap Time	km/h	Local Time
1		23.968	27.282	22.552		267,3	9:01'53.683
2	27.282	22.203	41.926	26.342	1'57.753	<b>270,0</b>	9:03'51.436
3	27.449	22.574	26.753	22.312	1'39.088	265,4	9:05'30.524
4	27.323	22.304	26.788	21.982	1'38.397	267,3	9:07'08.921
5	27.252	22.370	26.794	<b>21.769</b>	1'38.185	268,0	9:08'47.106
6	33.128	22.639	27.281	35.829	1'58.877CP	259,6	9:10'45.983
7	8'34.306	22.792	27.369	31.447	9'55.914P	262,8	9:20'41.897
8	27.154	27.820	26.604	22.749	1'44.327	268,0	9:22'26.224
9	<b>26.937</b>	<b>22.147</b>	<b>26.216</b>	21.935	<b>1'37.235</b>	<b>270,0</b>	9:24'03.459
10	27.128	22.149	26.659	22.030	1'37.966	<b>270,0</b>	9:25'41.425
11	31.073	31.318	27.072	22.281	1'51.744C	268,0	9:27'33.169
12	27.420	22.266	27.394	22.358	1'39.438	263,4	9:29'12.607
13	27.468	22.446	27.012	22.428	1'39.354C	266,7	9:30'51.961

03/06/2023 P = Pits In/Out - C = Lap Time Cancelled

These data/results cannot be reproduced, stored and/or transmitted in whole or in part by any manner of electronic, mechanical, photocopying, recording, broadcasting or otherwise now known or herein after developed without the previous express consent by the copyright owner, except for reproduction in daily press and regular printed publications on sale to the public within 60 days of the event related to those data/results and always provided that copyright symbol appears together as follows below.

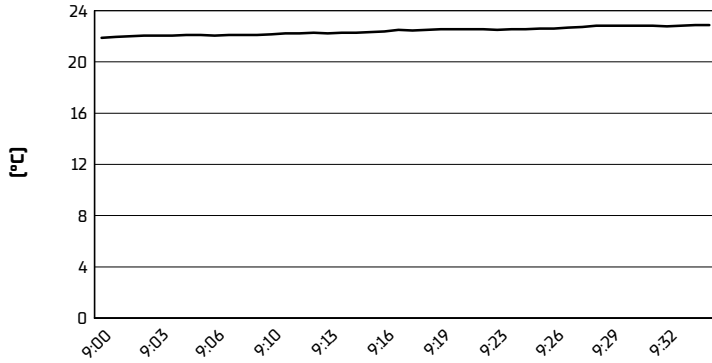
© DORNA WSBK ORGANIZATION Srl 2023



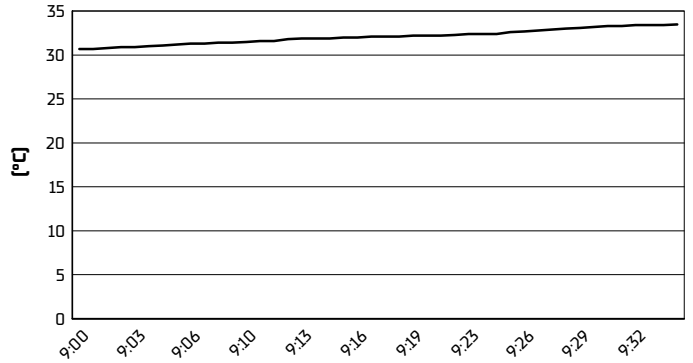
Misano Circuit Sic 58 4.226 m

**Pirelli Emilia-Romagna Round, 2-4 June 2023**  
**Weather Report Free Practice 3rd Session**  
Session started 09:00 - Session ended 9:35

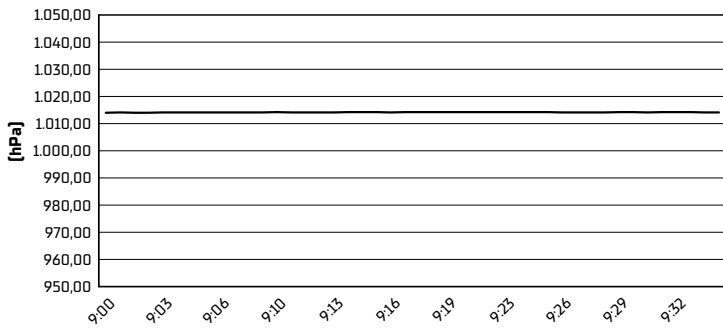
**Air Temperature**



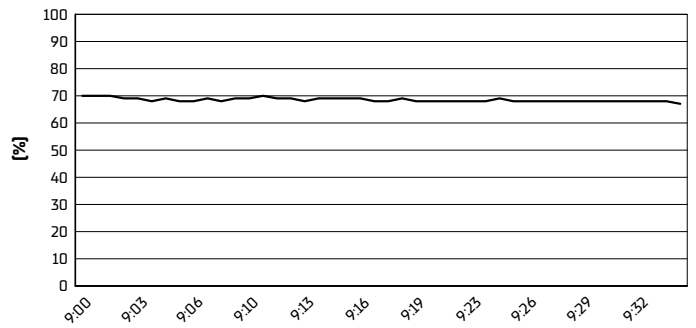
**Track Temperature**



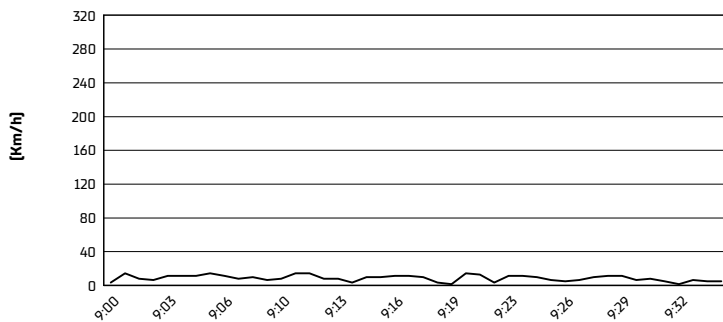
**Air Pressure**



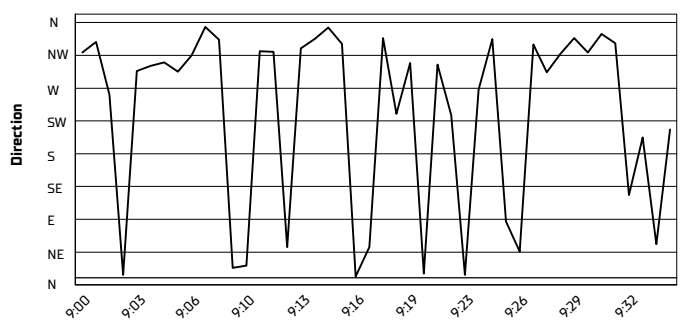
**Humidity**



**Wind Speed**



**Wind Direction**



03/06/2023

These data/results cannot be reproduced, stored and/or transmitted in whole or in part by any manner of electronic, mechanical, photocopying, recording, broadcasting or otherwise now known or herein after developed without the previous express consent by the copyright owner, except for reproduction in daily press and regular printed publications on sale to the public within 60 days of the event related to those data/results and always provided that copyright symbol appears together as follows below.

© DORNA WSBK ORGANIZATION Srl 2023