

Pirelli Emilia-Romagna Round, 2-4 June 2023

Results Warm Up

No.	Rider	Nat	Team	Bike	Class	Time	Gap	Rel.	Laps	Speed	
										Avg	Max
1	1 A. BAUTISTA	ESP	Aruba.it Racing - Ducati	Ducati Panigale V4R		1'33.208			10	163,222	282,0
2	21 M. RINALDI	ITA	Aruba.it Racing - Ducati	Ducati Panigale V4R		1'33.622	0.414	0.414	9	162,500	274,8
3	54 T. RAZGATLIOGLU	TUR	Pata Yamaha Prometeon WorldSBK	Yamaha YZF R1		1'33.797	0.589	0.175	10	162,197	274,1
4	9 D. PETRUCCI	ITA	Barni Spark Racing Team	Ducati Panigale V4R	IND	1'33.914	0.706	0.117	10	161,995	274,1
5	47 A. BASSANI	ITA	Motocorsa Racing	Ducati Panigale V4R	IND	1'34.148	0.940	0.234	9	161,592	272,7
6	55 A. LOCATELLI	ITA	Pata Yamaha Prometeon WorldSBK	Yamaha YZF R1		1'34.244	1.036	0.096	9	161,428	273,4
7	31 G. GERLOFF	USA	Bonovo Action BMW	BMW M1000 RR	IND	1'34.266	1.058	0.022	9	161,390	275,5
8	65 J. REA	GBR	Kawasaki Racing Team WorldSBK	Kawasaki ZX-10RR		1'34.278	1.070	0.012	9	161,370	273,4
9	22 A. LOWES	GBR	Kawasaki Racing Team WorldSBK	Kawasaki ZX-10RR		1'34.513	1.305	0.235	9	160,968	272,7
10	7 I. LECUONA	ESP	Team HRC	Honda CBR1000 RR-R		1'34.530	1.322	0.017	8	160,939	270,7
11	66 T. SYKES	GBR	ROKIT BMW Motorrad WorldSBK Team	BMW M1000 RR		1'34.537	1.329	0.007	8	160,927	272,0
12	5 P. OETTL	GER	Team GoEleven	Ducati Panigale V4R	IND	1'34.539	1.331	0.002	10	160,924	274,8
13	97 X. VIERGE	ESP	Team HRC	Honda CBR1000 RR-R		1'34.571	1.363	0.032	9	160,870	277,6
14	87 R. GARDNER	AUS	GYTR GRT Yamaha WorldSBK Team	Yamaha YZF R1	IND	1'34.590	1.382	0.019	10	160,837	271,4
15	45 S. REDDING	GBR	ROKIT BMW Motorrad WorldSBK Team	BMW M1000 RR		1'34.602	1.394	0.012	9	160,817	273,4
16	77 D. AEGERTER	SUI	GYTR GRT Yamaha WorldSBK Team	Yamaha YZF R1	IND	1'34.942	1.734	0.340	9	160,241	271,4
17	34 L. BALDASSARRI	ITA	GMT94 Yamaha	Yamaha YZF R1	IND	1'34.965	1.757	0.023	10	160,202	271,4
18	76 L. BAZ	FRA	Bonovo Action BMW	BMW M1000 RR	IND	1'34.991	1.783	0.026	8	160,158	271,4
19	28 B. RAY	GBR	Yamaha Motoxrcing WorldSBK Team	Yamaha YZF R1	IND	1'35.015	1.807	0.024	8	160,118	266,7
20	35 H. SYAHRIN	MAS	PETRONAS MIE Racing Honda Team	Honda CBR1000 RR-R	IND	1'35.592	2.384	0.577	8	159,151	272,7
21	32 I. VINALES	ESP	TPR by Vinales Racing	Kawasaki ZX-10RR	IND	1'36.391	3.183	0.799	7	157,832	264,7
22	88 R. MIZUNO	JPN	PETRONAS MIE Racing Honda Team	Honda CBR1000 RR-R	IND	1'36.535	3.327	0.144	8	157,597	270,7
23	53 T. RABAT	ESP	Kawasaki Puccetti Racing	Kawasaki ZX-10RR	IND	1'36.808	3.600	0.273	8	157,152	268,0
24	70 L. VITALI	ITA	Orelac Racing MOVISIO	Kawasaki ZX-10RR	IND	1'37.204	3.996	0.396	6	156,512	263,4
25	16 G. RUIU	ITA	Bmax Racing	BMW M1000 RR	IND	1'38.319	5.111	1.115	8	154,737	257,8

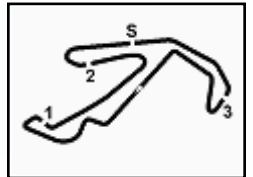
AIR	Humidity:	70%	Temp:	22°C
TRACK	Condition:	Dry	Temp:	30°C

Records	Pole	(SP)	2023	A.Bautista	1'33.017	163,560	Km/h
	Race	(SPRC)	2022	T.Razgatioglu	1'33.722	162,330	Km/h
	All Times	(SP)	2023	A.Bautista	1'33.017	163,560	Km/h

Start 09:00 End 09:18 The results are provisional until the end of the time limit for protests and appeals and the completion of the technical checks.

These data/results cannot be reproduced, stored and/or transmitted in whole or in part by any manner of electronic, mechanical, photocopying, recording, broadcasting or otherwise now known or herein after developed without the previous express consent by the copyright owner, except for reproduction in daily press and regular printed publications on sale to the public within 60 days of the event related to those data/results and always provided that copyright symbol appears together as follows below.

© DORNA WSBK ORGANIZATION Srl 2023



Pirelli Emilia-Romagna Round, 2-4 June 2023

Results Warm Up

Session Highlights

Local Time	No. Rider	Description
09.00.00		Start
09.00.11		WorldSBK Pit Intervention Time: 1min 6secs
09.02.09	5 P. OETTL	Current Lap Cancelled - Exceeded Track Limits - Turn 1
09.06.55	35 H. SYAHRIN	Current Lap Cancelled - Exceeded Track Limits - Turn 1
09.06.56	32 I. VINALES	Current Lap Cancelled - Exceeded Track Limits - Turn 1
09.08.34	21 M. RINALDI	Lap Cancelled [1'33.647] - Exceeded Track Limits - Turn 11
09.10.02	31 G. GERLOFF	Lap Cancelled [1'35.055] - Exceeded Track Limits - Turn 11
09.10.05	28 B. RAY	Current Lap Cancelled - Exceeded Track Limits - Turn 1
09.10.07	45 S. REDDING	Current Lap Cancelled - Exceeded Track Limits - Turn 1
09.10.16	53 T. RABAT	Current Lap Cancelled - Exceeded Track Limits - Turn 1
09.13.18	21 M. RINALDI	Lap Cancelled [1'33.725] - Exceeded Track Limits - Turn 11
09.13.24	22 A. LOWES	Current Lap Cancelled - Exceeded Track Limits - Turn 1
09.13.47	53 T. RABAT	Current Lap Cancelled - Exceeded Track Limits - Turn 1
09.13.54	53 T. RABAT	Lap Cancelled [1'43.440] - Exceeded Track Limits - Turn 11
09.14.52	5 P. OETTL	Current Lap Cancelled - Exceeded Track Limits - Turn 1
09.14.59	45 S. REDDING	Current Lap Cancelled - Exceeded Track Limits - Turn 1
09.16.35	53 T. RABAT	Lap Cancelled [1'48.356] - Exceeded Track Limits - Turn 11
09.16.41	76 L. BAZ	Lap Cancelled [1'35.776] - Exceeded Track Limits - Turn 16
09.17.34	1 A. BAUTISTA	Lap Cancelled [1'33.798] - Exceeded Track Limits - Turn 11
09.18.29		End Of Session

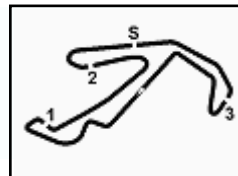
Fastest Laps Sequence

No.	Rider	Nat	Team	Bike	Local Time	Time	Gap	Avg
7	I. LECUONA	ESP	Team HRC	Honda CBR1000 RR-R	09:03'22.428	1'35.569		159,190
9	D. PETRUCCI	ITA	Barni Spark Racing Team	Ducati Panigale V4R	09:03'28.477	1'34.860	-0.709	160,380
65	J. REA	GBR	Kawasaki Racing Team WorldSBK	Kawasaki ZX-10RR	09:03'35.328	1'34.505	-0.355	160,982
1	A. BAUTISTA	ESP	Aruba.it Racing - Ducati	Ducati Panigale V4R	09:03'38.633	1'33.916	-0.589	161,992
21	M. RINALDI	ITA	Aruba.it Racing - Ducati	Ducati Panigale V4R	09:05'53.312	1'33.831	-0.085	162,138
1	A. BAUTISTA	ESP	Aruba.it Racing - Ducati	Ducati Panigale V4R	09:06'46.299	1'33.718	-0.113	162,334
21	M. RINALDI	ITA	Aruba.it Racing - Ducati	Ducati Panigale V4R	09:09'00.581	1'33.622	-0.096	162,500
1	A. BAUTISTA	ESP	Aruba.it Racing - Ducati	Ducati Panigale V4R	09:11'27.987	1'33.340	-0.282	162,991
1	A. BAUTISTA	ESP	Aruba.it Racing - Ducati	Ducati Panigale V4R	09:14'35.126	1'33.208	-0.132	163,222

Start 09:00 End 09:18 The results are provisional until the end of the time limit for protests and appeals and the completion of the technical checks.

These data/results cannot be reproduced, stored and/or transmitted in whole or in part by any manner of electronic, mechanical, photocopying, recording, broadcasting or otherwise now known or herein after developed without the previous express consent by the copyright owner, except for reproduction in daily press and regular printed publications on sale to the public within 60 days of the event related to those data/results and always provided that copyright symbol appears together as follows below.

© DORNA WSBK ORGANIZATION Srl 2023



Pirelli Emilia-Romagna Round, 2-4 June 2023

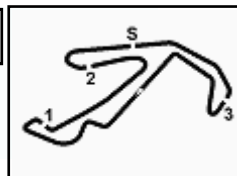
Starting Grid - Tissot Superpole Race (10 Laps x 4,226 km = 42,260 km)

Misano Circuit Sic 58 4.226 m

1	1	BAUTISTA A. Ducati 1'33.017	2	54	RAZGATLIOGLU T. Yamaha 1'33.182	3	21	RINALDI M. Ducati 1'33.266	
2	4	9	PETRUCCI D. Ducati 1'33.403	5	47	BASSANI A. Ducati 1'33.430	6	65	REA J. Kawasaki 1'33.578
3	7	77	AEGERTER D. Yamaha 1'33.821	8	7	LECUONA I. Honda 1'33.830	9	87	GARDNER R. Yamaha 1'33.997
4	10	22	LOWES A. Kawasaki 1'34.016	11	55	LOCATELLI A. Yamaha 1'34.065	12	45	REDDING S. BMW 1'34.134
5	13	5	OETTL P. Ducati 1'34.264	14	31	GERLOFF G. BMW 1'34.268	15	28	RAY B. Yamaha 1'34.371
6	16	97	VIERGE X. Honda 1'34.434	17	34	BALDASSARRI L. Yamaha 1'34.446	18	66	SYKES T. BMW 1'34.494
7	19	76	BAZ L. BMW 1'34.522	20	35	SYAHRIN H. Honda 1'35.247	21	16	RUIU G. BMW 1'35.796
8	22	53	RABAT T. Kawasaki 1'36.025	23	32	VINALES I. Kawasaki 1'36.350	24	70	VITALI L. Kawasaki 1'36.630
9	25	88	MIZUNO R. Honda 1'37.246						

04/06/2023 The Race Director

These data/results cannot be reproduced, stored and/or transmitted in whole or in part by any manner of electronic, mechanical, photocopying, recording, broadcasting or otherwise now known or herein after developed without the previous express consent by the copyright owner, except for reproduction in daily press and regular printed publications on sale to the public within 60 days of the event related to those data/results and always provided that copyright symbol appears together as follows below. © DORNA WSBK ORGANIZATION Srl 2023



Pirelli Emilia-Romagna Round, 2-4 June 2023

Best Sectors & Speed Warm Up

Misano Circuit Sic 58 4.226 m

BEST LAP

1	1 A. BAUTISTA	Ducati Panigale V4R	1'33.208
2	21 M. RINALDI	Ducati Panigale V4R	1'33.622
3	54 T. RAZGATLIOGLU	Yamaha YZF R1	1'33.797
4	9 D. PETRUCCI	Ducati Panigale V4R	1'33.914
5	47 A. BASSANI	Ducati Panigale V4R	1'34.148
6	55 A. LOCATELLI	Yamaha YZF R1	1'34.244
7	31 G. GERLOFF	BMW M1000 RR	1'34.266
8	65 J. REA	Kawasaki ZX-10RR	1'34.278
9	22 A. LOWES	Kawasaki ZX-10RR	1'34.513
10	7 I. LECUONA	Honda CBR1000 RR-R	1'34.530
11	66 T. SYKES	BMW M1000 RR	1'34.537
12	5 P. OETTL	Ducati Panigale V4R	1'34.539
13	97 X. VIERGE	Honda CBR1000 RR-R	1'34.571
14	87 R. GARDNER	Yamaha YZF R1	1'34.590
15	45 S. REDDING	BMW M1000 RR	1'34.602
16	77 D. AEGERTER	Yamaha YZF R1	1'34.942
17	34 L. BALDASSARRI	Yamaha YZF R1	1'34.965
18	76 L. BAZ	BMW M1000 RR	1'34.991
19	28 B. RAY	Yamaha YZF R1	1'35.015
20	35 H. SYHRIN	Honda CBR1000 RR-R	1'35.592
21	32 I. VINALES	Kawasaki ZX-10RR	1'36.391
22	88 R. MIZUNO	Honda CBR1000 RR-R	1'36.535
23	53 T. RABAT	Kawasaki ZX-10RR	1'36.808
24	70 L. VITALI	Kawasaki ZX-10RR	1'37.204
25	16 G. RUIJU	BMW M1000 RR	1'38.319

SPEED

1	1 A. BAUTISTA	Ducati Panigale V4R	282,0
2	97 X. VIERGE	Honda CBR1000 RR-R	277,6
3	31 G. GERLOFF	BMW M1000 RR	275,5
4	5 P. OETTL	Ducati Panigale V4R	274,8
5	21 M. RINALDI	Ducati Panigale V4R	274,8
6	9 D. PETRUCCI	Ducati Panigale V4R	274,1
7	54 T. RAZGATLIOGLU	Yamaha YZF R1	274,1
8	55 A. LOCATELLI	Yamaha YZF R1	273,4
9	45 S. REDDING	BMW M1000 RR	273,4
10	65 J. REA	Kawasaki ZX-10RR	273,4
11	47 A. BASSANI	Ducati Panigale V4R	272,7
12	22 A. LOWES	Kawasaki ZX-10RR	272,7
13	35 H. SYHRIN	Honda CBR1000 RR-R	272,7
14	66 T. SYKES	BMW M1000 RR	272,0
15	76 L. BAZ	BMW M1000 RR	271,4
16	34 L. BALDASSARRI	Yamaha YZF R1	271,4
17	87 R. GARDNER	Yamaha YZF R1	271,4
18	77 D. AEGERTER	Yamaha YZF R1	271,4
19	88 R. MIZUNO	Honda CBR1000 RR-R	270,7
20	7 I. LECUONA	Honda CBR1000 RR-R	270,7
21	53 T. RABAT	Kawasaki ZX-10RR	268,0
22	28 B. RAY	Yamaha YZF R1	266,7
23	32 I. VINALES	Kawasaki ZX-10RR	264,7
24	70 L. VITALI	Kawasaki ZX-10RR	263,4
25	16 G. RUIJU	BMW M1000 RR	257,8

SEG. 1

1	54 T. RAZGATLIOGLU	26.114
2	1 A. BAUTISTA	26.114
3	21 M. RINALDI	26.213
4	9 D. PETRUCCI	26.230
5	87 R. GARDNER	26.257
6	65 J. REA	26.267
7	97 X. VIERGE	26.283
8	55 A. LOCATELLI	26.294
9	31 G. GERLOFF	26.309
10	47 A. BASSANI	26.333
11	7 I. LECUONA	26.351
12	22 A. LOWES	26.365
13	45 S. REDDING	26.378
14	66 T. SYKES	26.380
15	28 B. RAY	26.427
16	35 H. SYHRIN	26.455
17	5 P. OETTL	26.488
18	76 L. BAZ	26.517
19	77 D. AEGERTER	26.528
20	34 L. BALDASSARRI	26.529
21	32 I. VINALES	26.762
22	70 L. VITALI	26.827
23	53 T. RABAT	26.838
24	88 R. MIZUNO	26.940
25	16 G. RUIJU	27.243

SEG. 2

1	1 A. BAUTISTA	20.882
2	21 M. RINALDI	20.903
3	47 A. BASSANI	20.989
4	54 T. RAZGATLIOGLU	21.005
5	9 D. PETRUCCI	21.093
6	5 P. OETTL	21.097
7	65 J. REA	21.143
8	31 G. GERLOFF	21.152
9	55 A. LOCATELLI	21.193
10	22 A. LOWES	21.234
11	87 R. GARDNER	21.245
12	97 X. VIERGE	21.263
13	45 S. REDDING	21.297
14	7 I. LECUONA	21.320
15	66 T. SYKES	21.357
16	76 L. BAZ	21.382
17	34 L. BALDASSARRI	21.382
18	77 D. AEGERTER	21.399
19	28 B. RAY	21.473
20	35 H. SYHRIN	21.584
21	88 R. MIZUNO	21.740
22	53 T. RABAT	21.751
23	70 L. VITALI	21.937
24	32 I. VINALES	21.973
25	16 G. RUIJU	22.367

SEG. 3

1	1 A. BAUTISTA	25.132
2	54 T. RAZGATLIOGLU	25.346
3	21 M. RINALDI	25.371
4	22 A. LOWES	25.524
5	9 D. PETRUCCI	25.543
6	31 G. GERLOFF	25.564
7	55 A. LOCATELLI	25.566
8	34 L. BALDASSARRI	25.571
9	65 J. REA	25.572
10	77 D. AEGERTER	25.609
11	5 P. OETTL	25.616
12	87 R. GARDNER	25.620
13	97 X. VIERGE	25.643
14	66 T. SYKES	25.651
15	7 I. LECUONA	25.704
16	45 S. REDDING	25.711
17	47 A. BASSANI	25.730
18	76 L. BAZ	25.802
19	28 B. RAY	25.852
20	35 H. SYHRIN	25.960
21	88 R. MIZUNO	26.057
22	32 I. VINALES	26.156
23	53 T. RABAT	26.168
24	70 L. VITALI	26.374
25	16 G. RUIJU	26.656

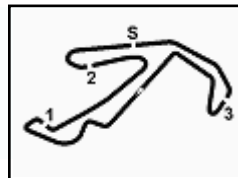
SEG. 4

1	21 M. RINALDI	20.869
2	1 A. BAUTISTA	20.941
3	9 D. PETRUCCI	21.016
4	47 A. BASSANI	21.066
5	66 T. SYKES	21.102
6	97 X. VIERGE	21.105
7	31 G. GERLOFF	21.128
8	55 A. LOCATELLI	21.136
9	54 T. RAZGATLIOGLU	21.153
10	7 I. LECUONA	21.155
11	65 J. REA	21.163
12	5 P. OETTL	21.183
13	45 S. REDDING	21.196
14	22 A. LOWES	21.213
15	87 R. GARDNER	21.247
16	28 B. RAY	21.263
17	76 L. BAZ	21.270
18	34 L. BALDASSARRI	21.316
19	77 D. AEGERTER	21.339
20	35 H. SYHRIN	21.477
21	32 I. VINALES	21.500
22	88 R. MIZUNO	21.618
23	53 T. RABAT	21.704
24	70 L. VITALI	21.904
25	16 G. RUIJU	22.001

04/06/2023

These data/results cannot be reproduced, stored and/or transmitted in whole or in part by any manner of electronic, mechanical, photocopying, recording, broadcasting or otherwise now known or herein after developed without the previous express consent by the copyright owner, except for reproduction in daily press and regular printed publications on sale to the public within 60 days of the event related to those data/results and always provided that copyright symbol appears together as follows below.

© DORNA WSBK ORGANIZATION Srl 2023



Misano Circuit Sic 58.4.226 m

Pirelli Emilia-Romagna Round, 2-4 June 2023

Ideal Times Warm Up

No.	Rider	Nat	Bike	Seg. 1	Seg. 2	Seg. 3	Seg. 4	Ideal Time		
				Diff. 1	Diff. 2	Diff. 3	Diff. 4	Best Lap	Pos.	Diff.
1	1 A. BAUTISTA	ESP	Ducati Panigale V4R	26.114 +0.003	20.882	25.132 +0.035	20.941 +0.101	1'33.069 1'33.208	1	0.139
2	21 M. RINALDI	ITA	Ducati Panigale V4R	26.213 +0.018	20.903	25.371 +0.248	20.869	1'33.356 1'33.622	2	0.266
3	54 T. RAZGATLIOGLU	TUR	Yamaha YZF R1	26.114 +0.058	21.005 +0.121	25.346	21.153	1'33.618 1'33.797	3	0.179
4	9 D. PETRUCCI	ITA	Ducati Panigale V4R	26.230	21.093	25.543	21.016 +0.032	1'33.882 1'33.914	4	0.032
5	47 A. BASSANI	ITA	Ducati Panigale V4R	26.333	20.989 +0.030	25.730	21.066	1'34.118 1'34.148	5	0.030
6	65 J. REA	GBR	Kawasaki ZX-10RR	26.267 +0.059	21.143	25.572	21.163 +0.074	1'34.145 1'34.278	8	0.133
7	31 G. GERLOFF	USA	BMW M1000 RR	26.309 +0.029	21.152 +0.020	25.564 +0.058	21.128 +0.006	1'34.153 1'34.266	7	0.113
8	55 A. LOCATELLI	ITA	Yamaha YZF R1	26.294	21.193	25.566 +0.055	21.136	1'34.189 1'34.244	6	0.055
9	97 X. VIERGE	ESP	Honda CBR1000 RR-R	26.283	21.263 +0.073	25.643 +0.081	21.105 +0.123	1'34.294 1'34.571	13	0.277
10	22 A. LOWES	GBR	Kawasaki ZX-10RR	26.365	21.234 +0.091	25.524 +0.054	21.213 +0.032	1'34.336 1'34.513	9	0.177
11	87 R. GARDNER	AUS	Yamaha YZF R1	26.257	21.245 +0.021	25.620	21.247 +0.200	1'34.369 1'34.590	14	0.221
12	5 P. OETTL	GER	Ducati Panigale V4R	26.488	21.097 +0.035	25.616 +0.105	21.183 +0.015	1'34.384 1'34.539	12	0.155
13	66 T. SYKES	GBR	BMW M1000 RR	26.380	21.357 +0.047	25.651	21.102	1'34.490 1'34.537	11	0.047
14	7 I. LECUONA	ESP	Honda CBR1000 RR-R	26.351	21.320	25.704	21.155	1'34.530 1'34.530	10	
15	45 S. REDDING	GBR	BMW M1000 RR	26.378	21.297	25.711	21.196 +0.020	1'34.582 1'34.602	15	0.020
16	34 L. BALDASSARRI	ITA	Yamaha YZF R1	26.529 +0.001	21.382 +0.134	25.571	21.316 +0.032	1'34.798 1'34.965	17	0.167
17	77 D. AEGERTER	SUI	Yamaha YZF R1	26.528	21.399 +0.067	25.609	21.339	1'34.875 1'34.942	16	0.067
18	76 L. BAZ	FRA	BMW M1000 RR	26.517 +0.016	21.382	25.802	21.270 +0.004	1'34.971 1'34.991	18	0.020
19	28 B. RAY	GBR	Yamaha YZF R1	26.427	21.473	25.852	21.263	1'35.015 1'35.015	19	
20	35 H. SYHRIN	MAS	Honda CBR1000 RR-R	26.455 +0.116	21.584	25.960	21.477	1'35.476 1'35.592	20	0.116
21	88 R. MIZUNO	JPN	Honda CBR1000 RR-R	26.940	21.740 +0.180	26.057	21.618	1'36.355 1'36.535	22	0.180
22	32 I. VINALES	ESP	Kawasaki ZX-10RR	26.762	21.973	26.156	21.500	1'36.391 1'36.391	21	
23	53 T. RABAT	ESP	Kawasaki ZX-10RR	26.838 +0.095	21.751 +0.087	26.168 +0.162	21.704 +0.003	1'36.461 1'36.808	23	0.347
24	70 L. VITALI	ITA	Kawasaki ZX-10RR	26.827 +0.151	21.937 +0.011	26.374	21.904	1'37.042 1'37.204	24	0.162
25	16 G. RUIU	ITA	BMW M1000 RR	27.243	22.367	26.656	22.001 +0.052	1'38.267 1'38.319	25	0.052
Overall Ideal Time				26.114	20.882	25.132	20.869	1'32.997		

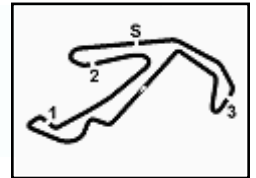
04/06/2023

These data/results cannot be reproduced, stored and/or transmitted in whole or in part by any manner of electronic, mechanical, photocopying, recording, broadcasting or otherwise now known or herein after developed without the previous express consent by the copyright owner, except for reproduction in daily press and regular printed publications on sale to the public within 60 days of the event related to those data/results and always provided that copyright symbol appears together as follows below.

© DORNA WSBK ORGANIZATION Srl 2023

FIGR PERUGIA TIMING





Pirelli Emilia-Romagna Round, 2-4 June 2023
Chronological Analysis Warm Up

Misano Circuit Sic 58 4.226 m

1 / 3

1° 1 A. BAUTISTA (1'33.208)							
Lap	Seg1	Seg2	Seg3	Seg4	Lap Time	km/h	Local Time
1							9:00'09.907
2	43.575	23.244	26.455	21.536	1'54.810P	279,1	9:02'04.717
3	26.500	21.010	25.351	21.055	1'33.916	281,3	9:03'38.633
4	26.504	20.942	25.385	21.117	1'33.948	282,0	9:05'12.581
5	26.114	21.069	25.373	21.162	1'33.718	282,0	9:06'46.299
6	26.470	21.157	25.486	21.116	1'34.229	281,3	9:08'20.528
7	26.424	20.943	25.674	21.078	1'34.119	275,5	9:09'54.647
8	26.343	20.924	25.132	20.941	1'33.340	280,5	9:11'27.987
9	26.585	20.929	25.335	21.082	1'33.931	279,1	9:13'01.918
10	26.117	20.882	25.167	21.042	1'33.208	279,8	9:14'35.126
11	26.185	21.152	25.467	20.994	1'33.798C	278,4	9:16'08.924

6	26.369	20.989	25.839	21.141	1'34.338	272,0	9:09'17.072
7	26.380	21.103	25.782	21.172	1'34.437	271,4	9:10'51.509
8	26.490	21.042	25.860	21.142	1'34.534	271,4	9:12'26.043
9	26.463	20.996	25.876	21.269	1'34.604	272,0	9:14'00.647
10	26.558	21.028	25.939	21.187	1'34.712	272,0	9:15'35.359

2° 21 M. RINALDI (1'33.622)							
Lap	Seg1	Seg2	Seg3	Seg4	Lap Time	km/h	Local Time
1							9:00'52.215
2	43.395	22.001	26.359	21.513	1'53.268P	270,7	9:02'45.483
3	26.266	21.149	25.495	21.088	1'33.998	272,7	9:04'19.481
4	26.223	21.044	25.524	21.040	1'33.831	272,7	9:05'53.312
5	26.227	20.965	25.458	20.997	1'33.647C	274,8	9:07'26.959
6	26.231	20.903	25.619	20.869	1'33.622	273,4	9:09'00.581
7	26.214	21.071	28.792	27.893	1'43.970	266,0	9:10'44.551
8	26.213	21.023	25.371	21.118	1'33.725C	274,1	9:12'18.276
9	26.248	21.140	25.670	21.099	1'34.157	272,7	9:13'52.433
10	26.350	21.109	25.760	21.147	1'34.366	274,1	9:15'26.799

6° 55 A. LOCATELLI (1'34.244)							
Lap	Seg1	Seg2	Seg3	Seg4	Lap Time	km/h	Local Time
1							8:59'59.321
2	43.924	22.830	26.560	21.680	1'54.994P	260,2	9:01'54.315
3	27.336	21.483	25.938	21.287	1'36.044	267,3	9:03'30.359
4	26.824	21.290	25.665	21.328	1'35.107	273,4	9:05'05.466
5	26.294	21.193	25.621	21.136	1'34.244	272,7	9:06'39.710
6	26.304	21.272	25.703	21.248	1'34.527	270,7	9:08'14.237
7	26.385	21.294	25.697	1'07.936	2'21.312P	270,7	9:10'35.549
8	43.198	21.404	25.718	21.290	1'51.610P	272,0	9:12'27.159
9	26.346	21.370	25.588	21.199	1'34.503	272,0	9:14'01.662
10	26.362	21.266	25.566	21.204	1'34.398	272,7	9:15'36.060

3° 54 T. RAZGATLIOGLU (1'33.797)							
Lap	Seg1	Seg2	Seg3	Seg4	Lap Time	km/h	Local Time
1							8:59'58.659
2	43.549	23.735	26.405	21.613	1'55.302P	268,7	9:01'53.961
3	27.447	21.493	25.862	21.251	1'36.053	269,3	9:03'30.014
4	26.400	21.230	26.231	21.398	1'35.259	263,4	9:05'05.273
5	26.114	21.203	25.515	21.183	1'34.015	268,0	9:06'39.288
6	26.169	21.133	25.496	21.170	1'33.968	267,3	9:08'13.256
7	26.190	21.167	25.522	21.223	1'34.102	266,7	9:09'47.358
8	26.162	21.005	25.505	21.341	1'34.013	268,0	9:11'21.371
9	26.840	23.006	25.909	21.278	1'37.033	271,4	9:12'58.404
10	26.172	21.126	25.346	21.153	1'33.797	271,4	9:14'32.201
11	26.272	21.177	25.726	21.226	1'34.401	274,1	9:16'06.602

7° 31 G. GERLOFF (1'34.266)							
Lap	Seg1	Seg2	Seg3	Seg4	Lap Time	km/h	Local Time
1							9:01'53.803
2	27.411	21.470	25.665	21.430	1'35.976	275,5	9:03'29.779
3	26.412	21.253	25.676	21.143	1'34.484	273,4	9:05'04.263
4	28.277	21.288	25.564	21.562	1'36.691	272,7	9:06'40.954
5	26.338	21.172	25.622	21.134	1'34.266	272,7	9:08'15.220
6	26.415	21.152	26.201	21.287	1'35.055C	272,7	9:09'50.275
7	26.830	21.231	25.769	21.128	1'34.958	272,0	9:11'25.233
8	26.309	21.317	25.702	21.183	1'34.511	271,4	9:12'59.744
9	26.441	21.239	25.707	21.154	1'34.541	273,4	9:14'34.285
10	26.471	21.520	25.951	21.347	1'35.289	269,3	9:16'09.574

4° 9 D. PETRUCCI (1'33.914)							
Lap	Seg1	Seg2	Seg3	Seg4	Lap Time	km/h	Local Time
1							8:59'52.645
2	50.120	22.464	26.576	21.812	2'00.972P	271,4	9:01'53.617
3	26.670	21.244	25.708	21.238	1'34.860	272,7	9:03'28.477
4	26.255	21.218	25.562	21.108	1'34.143	271,4	9:05'02.620
5	26.272	21.127	25.656	21.124	1'34.179	270,7	9:06'36.799
6	27.670	23.410	25.820	21.297	1'38.197	272,7	9:08'14.996
7	26.230	21.093	25.543	21.048	1'33.914	274,1	9:09'48.910
8	26.276	21.118	25.729	21.016	1'34.139	270,0	9:11'23.049
9	26.365	21.212	25.734	21.124	1'34.435	270,0	9:12'57.484
10	26.294	21.287	25.710	21.152	1'34.443	270,0	9:14'31.927
11	26.330	21.179	25.783	21.112	1'34.404	270,7	9:16'06.331

8° 65 J. REA (1'34.278)							
Lap	Seg1	Seg2	Seg3	Seg4	Lap Time	km/h	Local Time
1							9:02'00.823
2	26.397	21.280	25.665	21.163	1'34.505	272,7	9:03'35.328
3	26.639	21.391	26.181	27.867	1'42.078	272,7	9:05'17.406
4	26.370	21.224	25.581	21.197	1'34.372	273,4	9:06'51.778
5	26.272	21.169	25.588	21.279	1'34.308	272,7	9:08'26.086
6	26.307	25.613	26.736	21.361	1'40.017	270,7	9:10'06.103
7	26.387	21.202	25.644	21.251	1'34.484	272,7	9:11'40.587
8	26.267	21.188	25.838	21.364	1'34.657	272,7	9:13'15.244
9	26.326	21.143	25.572	21.237	1'34.278	273,4	9:14'49.522
10	26.627	21.215	25.662	21.310	1'34.814	270,0	9:16'24.336

5° 47 A. BASSANI (1'34.148)							
Lap	Seg1	Seg2	Seg3	Seg4	Lap Time	km/h	Local Time
1							9:01'04.034
2	43.834	22.610	26.740	21.681	1'54.865P	268,7	9:02'58.899
3	26.697	21.315	25.941	21.242	1'35.195	271,4	9:04'34.094
4	26.556	21.049	25.770	21.117	1'34.492	272,7	9:06'08.586
5	26.333	21.019	25.730	21.066	1'34.148	272,0	9:07'42.734

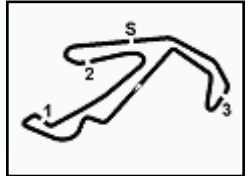
9° 22 A. LOWES (1'34.513)							
Lap	Seg1	Seg2	Seg3	Seg4	Lap Time	km/h	Local Time
1							9:02'05.132
2	26.486	21.439	25.712	21.455	1'35.092	272,7	9:03'40.224
3	26.575	21.534	25.798	21.315	1'35.222	270,0	9:05'15.446
4	26.500	21.234	25.588	21.213	1'34.535	272,0	9:06'49.981
5	26.379	21.463	29.832	21.361	1'39.035	189,1	9:08'29.016
6	26.479	21.289	25.524	21.255	1'34.547	270,7	9:10'03.563
7	26.426	21.323	25.702	21.284	1'34.735	270,7	9:11'38.298
8	26.395	21.288	25.573	21.448	1'34.704	272,0	9:13'13.002
9	29.211	21.310	25.741	21.279	1'37.541C	272,7	9:14'50.543
10	26.365	21.325	25.578	21.245	1'34.513	270,7	9:16'25.056

10° 7 I. LECUONA (1'34.530)							
Lap	Seg1	Seg2	Seg3	Seg4	Lap Time	km/h	Local Time
1							9:01'46.859
2	26.639	21.688	25.878	21.364	1'35.569	268,7	9:03'22.428

04/06/2023 P = Pits In/Out - C = Lap Time Cancelled

These data/results cannot be reproduced, stored and/or transmitted in whole or in part by any manner of electronic, mechanical, photocopying, recording, broadcasting or otherwise now known or herein after developed without the previous express consent by the copyright owner, except for reproduction in daily press and regular printed publications on sale to the public within 60 days of the event related to those data/results and always provided that copyright symbol appears together as follows below.

© DORNA WSBK ORGANIZATION Srl 2023



Pirelli Emilia-Romagna Round, 2-4 June 2023

Chronological Analysis Warm Up

3	26.520	21.384	25.796	21.353	1'35.053	269,3	9:04'57.481
4	26.512	21.423	25.846	32.801	1'46.582P	269,3	9:06'44.063
5	1'12.465	21.755	26.280	21.647	2'22.147P	266,7	9:09'06.210
6	26.452	21.456	25.758	21.291	1'34.957	270,0	9:10'41.167
7	26.390	21.355	25.842	21.241	1'34.828	270,7	9:12'15.995
8	26.460	21.328	25.809	21.198	1'34.795	270,0	9:13'50.790
9	26.351	21.320	25.704	21.155	1'34.530	270,7	9:15'25.320

11° 66 T. SYKES (1'34.537)							
Lap	Seg1	Seg2	Seg3	Seg4	Lap Time	km/h	Local Time
1		23.030	27.590	21.581		266,7	9:02'37.896
2	26.659	21.457	25.734	21.284	1'35.134	270,7	9:04'13.030
3	26.380	21.404	25.651	21.102	1'34.537	271,4	9:05'47.567
4	26.502	21.438	25.851	21.171	1'34.962	272,0	9:07'22.529
5	26.566	21.493	25.740	21.168	1'34.967	270,7	9:08'57.496
6	26.520	21.410	25.713	21.152	1'34.795	270,0	9:10'32.291
7	26.428	21.357	25.721	21.181	1'34.687	270,7	9:12'06.978
8	26.564	21.396	25.988	21.733	1'35.681	269,3	9:13'42.659
9	26.512	21.419	25.672	21.159	1'34.762	270,0	9:15'17.421

12° 5 P. OETTL (1'34.539)							
Lap	Seg1	Seg2	Seg3	Seg4	Lap Time	km/h	Local Time
1							9:00'05.443
2	41.783	23.692	26.654	22.407	1'54.536P	270,0	9:01'59.979
3	29.265	21.928	25.902	21.293	1'38.388C	272,0	9:03'38.367
4	26.621	21.540	25.724	21.306	1'35.191	274,8	9:05'13.558
5	26.549	21.331	25.616	21.280	1'34.776	274,1	9:06'48.334
6	26.558	21.097	25.786	21.271	1'34.712	272,0	9:08'23.046
7	26.627	21.410	25.739	21.302	1'35.078	272,7	9:09'58.124
8	26.518	21.211	25.752	21.333	1'34.814	271,4	9:11'32.938
9	26.495	21.253	25.707	21.183	1'34.638	272,0	9:13'07.576
10	26.488	21.132	25.721	21.198	1'34.539	272,7	9:14'42.115
11	28.467	21.942	34.608	22.485	1'47.502C	128,0	9:16'29.617

13° 97 X. VIERGE (1'34.571)							
Lap	Seg1	Seg2	Seg3	Seg4	Lap Time	km/h	Local Time
1		22.728	26.792	21.734		270,0	9:02'01.442
2	26.582	21.335	25.691	21.201	1'34.809	272,7	9:03'36.251
3	26.331	21.263	25.867	21.318	1'34.779	276,9	9:05'11.030
4	26.444	21.549	25.820	21.280	1'35.093	274,8	9:06'46.123
5	26.453	21.667	25.901	21.566	1'35.587	277,6	9:08'21.710
6	26.323	21.429	25.716	21.105	1'34.573	273,4	9:09'56.283
7	26.443	21.341	25.722	21.163	1'34.669	272,0	9:11'30.952
8	26.283	21.336	25.724	21.228	1'34.571	271,4	9:13'05.523
9	26.370	21.311	25.759	32.027	1'45.467	273,4	9:14'50.990
10	26.561	21.327	25.643	21.283	1'34.814	275,5	9:16'25.804

14° 87 R. GARDNER (1'34.590)							
Lap	Seg1	Seg2	Seg3	Seg4	Lap Time	km/h	Local Time
1							9:00'06.060
2	42.031	22.239	26.961	22.569	1'53.800P	266,0	9:01'59.860
3	26.413	21.566	26.061	21.365	1'35.405	268,0	9:03'35.265
4	26.417	21.356	25.637	21.263	1'34.673	270,7	9:05'09.938
5	26.543	21.376	25.681	21.334	1'34.934	270,7	9:06'44.872
6	26.744	21.406	25.720	21.272	1'35.142	270,0	9:08'20.014
7	26.342	21.245	25.765	21.247	1'34.599	271,4	9:09'54.613
8	26.850	21.539	30.313	24.224	1'42.926	165,1	9:11'37.539
9	26.301	21.314	25.842	22.418	1'35.875	265,4	9:13'13.414
10	26.307	21.369	25.737	21.308	1'34.721	266,7	9:14'48.135
11	26.257	21.266	25.620	21.447	1'34.590	268,0	9:16'22.725

15° 45 S. REDDING (1'34.602)							
Lap	Seg1	Seg2	Seg3	Seg4	Lap Time	km/h	Local Time
1			22.556	27.306	28.275	266,7	9:02'02.172
2	26.692	21.367	25.798	21.350	1'35.207	270,7	9:03'37.379
3	26.560	21.503	25.871	21.434	1'35.368	272,0	9:05'12.747
4	26.378	21.297	25.711	21.216	1'34.602	273,4	9:06'47.349
5	26.404	21.336	25.961	21.213	1'34.914	272,7	9:08'22.263
6	26.540	21.391	25.859	21.196	1'34.986	272,0	9:09'57.249
7	28.566	23.985	27.765	21.318	1'41.634C	213,0	9:11'38.883
8	26.488	21.520	25.876	21.314	1'35.198	270,7	9:13'14.081
9	26.426	21.532	25.985	21.378	1'35.321	271,4	9:14'49.402
10	32.216	28.808	26.413	21.595	1'49.032C	268,7	9:16'38.434

16° 77 D. AEGERTER (1'34.942)							
Lap	Seg1	Seg2	Seg3	Seg4	Lap Time	km/h	Local Time
1							9:00'28.364
2	44.688	23.652	27.177	21.930	1'57.447P	262,8	9:02'25.811
3	26.941	21.666	25.965	21.676	1'36.248	266,7	9:04'02.059
4	26.583	21.480	25.609	21.357	1'35.029	269,3	9:05'37.088
5	26.548	21.483	25.705	21.362	1'35.098	268,7	9:07'12.186
6	26.528	21.466	25.609	21.339	1'34.942	270,0	9:08'47.128
7	26.876	25.478	32.933	33.005	1'58.292	142,3	9:10'45.420
8	26.746	21.442	25.769	21.340	1'35.297	270,7	9:12'20.717
9	27.692	27.326	25.819	21.414	1'42.251	271,4	9:14'02.968
10	26.539	21.399	25.730	21.400	1'35.068	270,0	9:15'38.036

17° 34 L. BALDASSARRI (1'34.965)							
Lap	Seg1	Seg2	Seg3	Seg4	Lap Time	km/h	Local Time
1							8:59'58.784
2	44.619	22.830	26.588	21.749	1'55.786P	266,7	9:01'54.570
3	27.278	21.580	25.782	21.423	1'36.063	270,0	9:03'30.633
4	26.823	21.509	26.112	21.542	1'35.986	271,4	9:05'06.619
5	26.871	21.549	25.774	21.521	1'35.715	268,7	9:06'42.334
6	26.727	21.452	25.734	21.325	1'35.238	265,4	9:08'17.572
7	26.615	21.494	25.792	21.371	1'35.272	264,1	9:09'52.844
8	26.647	21.382	25.715	21.316	1'35.060	264,1	9:11'27.904
9	26.530	21.516	25.571	21.348	1'34.965	267,3	9:13'02.869
10	26.563	21.474	25.891	21.455	1'35.383	264,7	9:14'38.252
11	26.529	21.493	25.650	21.459	1'35.131	265,4	9:16'13.383

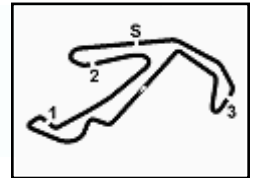
18° 76 L. BAZ (1'34.991)							
Lap	Seg1	Seg2	Seg3	Seg4	Lap Time	km/h	Local Time
1		23.780	26.980	21.414		262,1	9:01'54.692
2	27.373	21.604	25.898	21.270	1'36.145	271,4	9:03'30.837
3	26.856	21.574	26.035	32.361	1'46.826	271,4	9:05'17.663
4	26.533	21.382	25.802	21.274	1'34.991	268,7	9:06'52.654
5	26.517	21.421	25.873	21.279	1'35.090	269,3	9:08'27.744
6	28.395	21.634	27.544	21.349	1'38.922	268,7	9:10'06.666
7	26.877	21.587	26.013	21.617	1'36.094	267,3	9:11'42.760
8	30.087	23.322	26.374	22.645	1'42.428	265,4	9:13'25.188
9	26.696	21.536	26.025	21.519	1'35.776C	266,7	9:15'00.964

19° 28 B. RAY (1'35.015)							
Lap	Seg1	Seg2	Seg3	Seg4	Lap Time	km/h	Local Time
1							8:59'55.394
2	45.073	22.851	27.058	21.804	1'56.786P	264,7	9:01'52.180
3	26.863	21.782	26.125	21.803	1'36.573	264,1	9:03'28.753
4	26.463	21.579	25.853	21.393	1'35.288	266,7	9:05'04.041
5	28.987	21.694	25.936	22.273	1'38.890	266,0	9:06'42.931
6	26.703	21.710	26.181	21.529	1'36.123	266,7	9:08'19.054
7	26.427	21.473	25.852	21.263	1'35.015	266,7	9:09'54.069
8	31.933	21.840	26.104	2'01.701	3'21.578CP	266,0	9:13'15.647

04/06/2023 P = Pits In/Out - C = Lap Time Cancelled

These data/results cannot be reproduced, stored and/or transmitted in whole or in part by any manner of electronic, mechanical, photocopying, recording, broadcasting or otherwise now known or herein after developed without the previous express consent by the copyright owner, except for reproduction in daily press and regular printed publications on sale to the public within 60 days of the event related to those data/results and always provided that copyright symbol appears together as follows below.

© DORNA WSBK ORGANIZATION Srl 2023



Pirelli Emilia-Romagna Round, 2-4 June 2023

Chronological Analysis Warm Up

3 / 3

9 42.151 22.110 26.651 21.843 1'52.755P 264,1 9:15'08.402

1		24.121	28.218	22.822		242,2	9:01'53.509
2	30.858	23.190	28.415	27.459	1'49.922	239,5	9:03'43.431
3	28.988	22.902	27.209	22.357	1'41.456	252,9	9:05'24.887
4	27.754	22.726	27.633	22.941	1'41.054	253,5	9:07'05.941
5	27.643	22.793	26.984	22.543	1'39.963	256,5	9:08'45.904
6	28.459	22.408	27.037	22.207	1'40.111	253,5	9:10'26.015
7	27.479	22.550	26.976	22.116	1'39.121	257,8	9:12'05.136
8	27.425	22.380	27.073	22.001	1'38.879	254,1	9:13'44.015
9	27.243	22.367	26.656	22.053	1'38.319	257,1	9:15'22.334

20° 35 H. SYAHRIN [1'35.592]							
Lap	Seg.1	Seg.2	Seg.3	Seg.4	Lap Time	km/h	Local Time
1		25.692	27.668	22.179		266,0	9:01'56.864
2	26.889	21.848	26.226	21.562	1'36.525	268,0	9:03'33.389
3	26.455	21.729	26.130	21.524	1'35.838	272,7	9:05'09.227
4	26.571	21.584	25.960	21.477	1'35.592	270,7	9:06'44.819
5	38.454	23.414	28.910	23.479	1'54.257C	261,5	9:08'39.076
6	26.885	21.700	26.006	21.696	1'36.287	270,7	9:10'15.363
7	26.585	21.668	26.080	21.816	1'36.149	272,0	9:11'51.512
8	26.655	21.800	26.413	21.632	1'36.500	266,7	9:13'28.012
9	26.639	21.776	26.108	21.653	1'36.176	266,7	9:15'04.188

21° 32 I. VINALES [1'36.391]							
Lap	Seg.1	Seg.2	Seg.3	Seg.4	Lap Time	km/h	Local Time
1		23.541	28.701	21.981		244,9	9:01'53.589
2	27.477	22.769	26.536	21.700	1'38.482	263,4	9:03'32.071
3	26.993	22.004	26.562	21.856	1'37.415	260,9	9:05'09.486
4	26.762	21.973	26.156	21.500	1'36.391	264,7	9:06'45.877
5	36.729	23.248	27.719	36.954	2'04.650CP	255,3	9:08'50.527
6	1'53.470	22.440	26.648	21.642	3'04.200P	259,0	9:11'54.727
7	27.029	25.004	27.480	22.660	1'42.173	256,5	9:13'36.900
8	27.062	22.063	31.106	21.667	1'41.898	224,1	9:15'18.798

22° 88 R. MIZUNO [1'36.535]							
Lap	Seg.1	Seg.2	Seg.3	Seg.4	Lap Time	km/h	Local Time
1		24.065	27.624	22.109		258,4	9:01'52.447
2	27.388	22.257	26.101	21.799	1'37.545	268,7	9:03'29.992
3	26.940	21.920	26.057	21.618	1'36.535	270,7	9:05'06.527
4	27.154	21.740	26.806	32.025	1'47.725	270,7	9:06'54.252
5	27.811	22.578	30.627	21.980	1'42.996	197,8	9:08'37.248
6	26.977	22.004	26.397	21.682	1'37.060	264,1	9:10'14.308
7	26.940	21.982	26.306	21.726	1'36.954	264,7	9:11'51.262
8	27.171	21.898	26.377	21.690	1'37.136	270,7	9:13'28.398
9	27.020	22.030	26.226	21.745	1'37.021	268,0	9:15'05.419

23° 53 T. RABAT [1'36.808]							
Lap	Seg.1	Seg.2	Seg.3	Seg.4	Lap Time	km/h	Local Time
1		22.425	26.485	22.190		268,0	9:01'47.196
2	27.060	21.951	26.168	21.704	1'36.883	267,3	9:03'24.079
3	26.838	21.751	26.443	28.563	1'43.595	266,7	9:05'07.674
4	26.933	21.838	26.330	21.707	1'36.808	267,3	9:06'44.482
5	26.987	22.140	26.472	22.201	1'37.800	268,0	9:08'22.282
6	27.131	22.214	27.773	25.798	1'42.916	262,8	9:10'05.198
7	31.364	23.550	28.223	24.219	1'47.356C	260,9	9:11'52.554
8	27.891	24.660	28.041	22.848	1'43.440C	259,0	9:13'35.994
9	31.056	25.143	29.365	22.792	1'48.356C	256,5	9:15'24.350

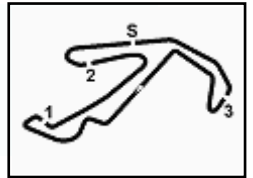
24° 70 L. VITALI [1'37.204]							
Lap	Seg.1	Seg.2	Seg.3	Seg.4	Lap Time	km/h	Local Time
1		22.269	26.732	22.283		263,4	9:01'47.776
2	26.978	21.948	26.374	21.904	1'37.204	262,8	9:03'24.980
3	26.827	21.937	26.427	37.819	1'53.010P	263,4	9:05'17.990
4	4'44.050	22.404	26.608	22.049	5'55.111P	260,2	9:11'13.101
5	27.080	26.301	28.811	25.263	1'47.455	246,6	9:13'00.556
6	26.930	22.057	28.228	23.600	1'40.815	260,9	9:14'41.371
7	29.815	30.181	28.634	35.833	2'04.463P	233,8	9:16'45.834

25° 16 G. RUIU [1'38.319]							
Lap	Seg.1	Seg.2	Seg.3	Seg.4	Lap Time	km/h	Local Time

04/06/2023 P = Pits In/Out - C = Lap Time Cancelled

These data/results cannot be reproduced, stored and/or transmitted in whole or in part by any manner of electronic, mechanical, photocopying, recording, broadcasting or otherwise now known or herein after developed without the previous express consent by the copyright owner, except for reproduction in daily press and regular printed publications on sale to the public within 60 days of the event related to those data/results and always provided that copyright symbol appears together as follows below.

© DORNA WSBK ORGANIZATION Srl 2023

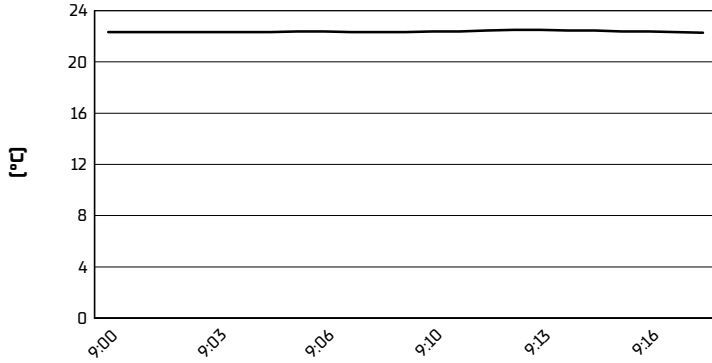


Misano Circuit Sic 58 4.226 m

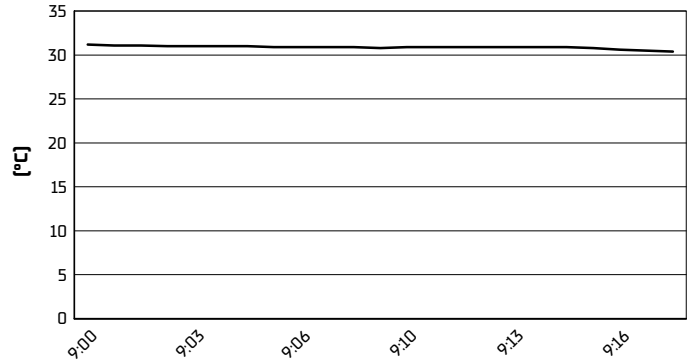
Pirelli Emilia-Romagna Round, 2-4 June 2023
Weather Report Warm Up

Session started 09:00 - Session ended 9:18

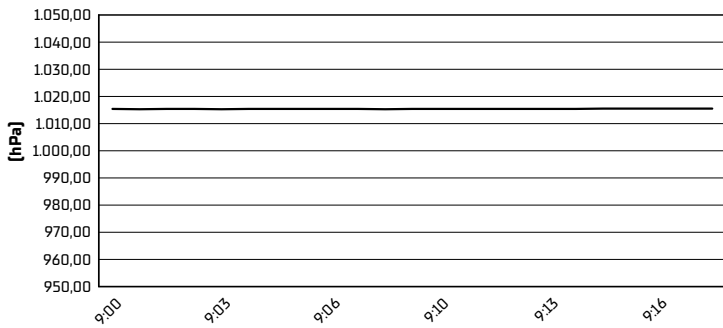
Air Temperature



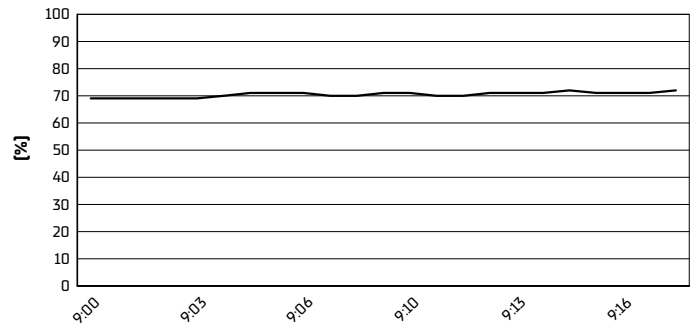
Track Temperature



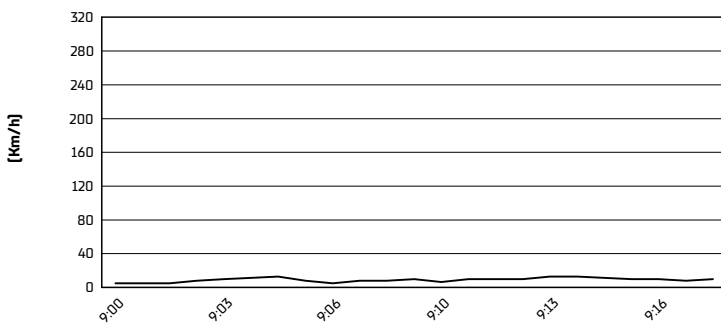
Air Pressure



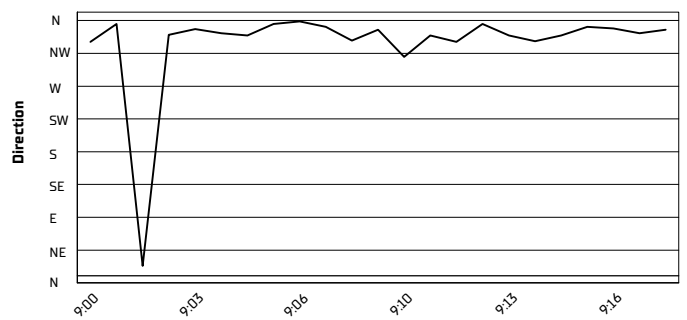
Humidity



Wind Speed



Wind Direction



04/06/2023

These data/results cannot be reproduced, stored and/or transmitted in whole or in part by any manner of electronic, mechanical, photocopying, recording, broadcasting or otherwise now known or herein after developed without the previous express consent by the copyright owner, except for reproduction in daily press and regular printed publications on sale to the public within 60 days of the event related to those data/results and always provided that copyright symbol appears together as follows below.

© DORNA WSBK ORGANIZATION Srl 2023