

Pirelli Emilia-Romagna Round, 2-4 June 2023
Results Race 1

Laps 18 = 76,068 Km - Time of Race 29'36.653 - Avg. 154,135 km/h

Pos	Grid	No. Rider	Nat	Team	Bike	Class	LL	Gap	Rel.	Fastest Lap	Speed	Qualifying	Speed
1	1	11 N. BULEGA	ITA	Aruba.it Racing WorldSSP Team	Ducati Panigale V2		18			1'38.047	239,5	1'36.495	240,0
2	10	62 S. MANZI	ITA	Ten Kate Racing Yamaha	Yamaha YZF R6		18	1.609	1.609	1'38.009	239,5	1'37.995	238,9
3	2	64 F. CARICASULO	ITA	Althea Racing Team	Ducati Panigale V2		18	1.814	0.205	1'37.933	240,5	1'37.112	239,5
4	4	23 M. SCHROETTER	GER	MV Agusta Reparto Corse	MV Agusta F3 800 RR		18	2.425	0.611	1'38.104	240,0	1'37.691	240,0
5	3	55 Y. MONTELLA	ITA	Barni Spark Racing Team	Ducati Panigale V2		18	6.685	4.260	1'38.317	237,4	1'37.357	237,4
6	11	40 S. CORSI	ITA	Altogo Racing Team	Yamaha YZF R6		18	9.838	3.153	1'38.647	237,4	1'37.865	238,9
7	5	28 G. VAN STRAALEN	NED	EAB Racing Team	Yamaha YZF R6		18	12.193	2.355	1'38.541	240,0	1'37.720	239,5
8	8	9 J. NAVARRO	ESP	Ten Kate Racing Yamaha	Yamaha YZF R6		18	13.858	1.665	1'38.594	237,4	1'37.983	244,9
9	9	66 N. TUULI	FIN	Dynavolt Triumph	Triumph Street Triple RS 765		18	13.959	0.101	1'38.714	242,2	1'37.993	240,5
10	7	14 L. MAHIAS	FRA	Kawasaki Puccetti Racing	Kawasaki ZX-6R		18	14.448	0.489	1'38.718	235,8	1'37.845	237,4
11	14	99 A. HUERTAS	ESP	MTM Kawasaki	Kawasaki ZX-6R		18	14.608	0.160	1'38.798	238,9	1'38.230	240,0
12	13	29 N. SPINELLI	ITA	VFT Racing WEBIKE Yamaha	Yamaha YZF R6		18	17.964	3.356	1'38.720	236,3	1'38.177	242,7
13	15	32 O. BAYLISS	AUS	D34G Racing	Ducati Panigale V2		18	21.644	3.680	1'39.024	239,5	1'38.282	241,1
14	16	19 A. MANTOVANI	ITA	Evan Bros. WorldSSP Yamaha Team	Yamaha YZF R6		18	24.855	3.211	1'39.357	236,8	1'38.676	243,8
15	18	22 F. FULIGNI	ITA	Orelac Racing Verdnatura	Ducati Panigale V2	*	18	35.173	10.318	1'39.552	235,8	1'38.938	234,8
16	25	71 T. EDWARDS	AUS	Yart-Yamaha WorldSSP Team	Yamaha YZF R6	*	18	40.713	5.540	1'39.818	240,0	1'39.776	242,7
17	20	86 J. GIMBERT	FRA	GMT94 Yamaha	Yamaha YZF R6		18	41.290	0.577	1'40.025	241,1	1'39.003	242,7
18	24	73 M. KOFLER	AUT	D34G Racing	Ducati Panigale V2	*	18	41.394	0.104	1'40.034	237,4	1'39.767	243,2
19	19	17 J. MCPHEE	GBR	Vince64 by Puccetti Racing	Kawasaki ZX-6R		18	48.761	7.367	1'39.345	236,3	1'38.971	237,4
20	26	16 Y. OKAYA	JPN	ProDina Kawasaki Racing	Kawasaki ZX-6R	*	18	49.882	1.121	1'40.280	236,3	1'39.900	243,2
21	28	7 A. NORRODIN	MAS	PETRONAS MIE Racing Honda Team	Honda CBR600RR		18	50.018	0.136	1'40.277	235,8	1'40.290	238,9
22	29	4 H. TRUELOVE	GBR	Dynavolt Triumph	Triumph Street Triple RS 765		18	1'06.740	16.722	1'40.981	235,3	1'40.463	239,5
23	30	56 R. WILAIROT	THA	Yamaha Thailand Racing Team	Yamaha YZF R6		18	1'23.643	16.903	1'41.379	233,8	1'40.735	239,5
24	23	51 A. SARMOON	THA	Yamaha Thailand Racing Team	Yamaha YZF R6		18	1'31.881	8.238	1'39.743	237,9	1'39.637	238,4
-----Not Classified-----													
RET	32	27 A. DIAZ	ESP	Arco Yart Yamaha WorldSSP	Yamaha YZF R6	*	11	7 Laps		1'40.020	238,4	1'41.396	237,4
RET	12	42 M. BUSSOLOTTI	ITA	Axon Seven Team	Yamaha YZF R6		4	14 Laps		1'38.970	232,8	1'37.997	233,8
RET	17	69 T. BOOTH-AMOS	GBR	Motozoo ME AIR Racing	Kawasaki ZX-6R	*	3	15 Laps		1'39.575	240,0	1'38.913	238,4
RET	6	54 B. SOFUOGLU	TUR	MV Agusta Reparto Corse	MV Agusta F3 800 RR		3	15 Laps		2'02.372	240,0	1'37.804	241,1
RET	22	95 T. MACKENZIE	GBR	PETRONAS MIE Racing Honda Team	Honda CBR600RR		2	16 Laps			224,1	1'39.449	234,3
RET	27	68 L. POWER	AUS	Motozoo ME AIR Racing	Kawasaki ZX-6R	*	1	17 Laps				1'40.032	236,8
RET	31	98 M. ABE	JPN	VFT Racing WEBIKE Yamaha	Yamaha YZF R6	*	0					1'41.164	235,3
RET	21	3 R. DE ROSA	ITA	Orelac Racing Verdnatura	Ducati Panigale V2		0					1'39.155	236,3

AIR	Humidity:	61%	Temp:	25°C
TRACK	Condition:	Dry	Temp:	45°C

Records	Pole [SP]	2023	N.Bulega	1'36.495	157,662 Km/h
	Race [RC2]	2022	N.Bulega	1'37.671	155,764 Km/h
	All Times [SP]	2023	N.Bulega	1'36.495	157,662 Km/h
	Race Fastest Lap	Lap 16	F.Caricasulo	1'37.933	155,347 Km/h

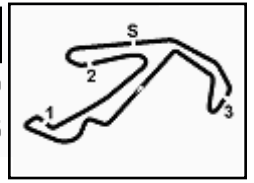
LAP LEADERS				
No. Rider	From	To	Laps	Total
64 F. CARICASULO	1	1	1	1
11 N. BULEGA	2	18	17	17

TOTAL LEADER LAPS	
No. Rider	Laps
11 N. BULEGA	90
61 C. ONCU	28
54 B. SOFUOGLU	15
62 S. MANZI	9
64 F. CARICASULO	5
23 M. SCHROETTER	1
94 V. DEBISE	1

Start 03/06/2023 15:15 End 15:48 The results are provisional until the end of the time limit for protests and appeals and the completion of the technical checks.

These data/results cannot be reproduced, stored and/or transmitted in whole or in part by any manner of electronic, mechanical, photocopying, recording, broadcasting or otherwise now known or herein after developed without the previous express consent by the copyright owner, except for reproduction in daily press and regular printed publications on sale to the public within 60 days of the event related to those data/results and always provided that copyright symbol appears together as follows below.

© DORNA WSBK ORGANIZATION Srl 2023



Pirelli Emilia-Romagna Round, 2-4 June 2023
Results Race 1

* WorldSSP Challenge

Race Highlights

Time	No. Rider	Description
15.12.54		Warm-up Lap Started
15.15.25	68 L. POWER	Bike moved to pit lane
15.15.25	3 R. DE ROSA	Bike moved to pit lane
15.15.43		Start
15.16.46	98 M. ABE	Crashed - Turn 10
15.17.38		Incident in turn 10 under investigation
15.17.44	68 L. POWER	Retired - Didn't take the start and 1st lap is completed
15.17.46	3 R. DE ROSA	Retired - Didn't take the start and 1st lap is completed
15.17.49	98 M. ABE	Not Actively Competing
15.18.09	54 B. SOFUOGLU	Crashed - Turn 8
15.18.18	54 B. SOFUOGLU	Re-joined
15.19.36	95 T. MACKENZIE	Entered Pits
15.20.13		No Jump Starts
15.20.56	54 B. SOFUOGLU	Entered Pits
15.21.36	69 T. BOOTH-AMOS	Technical Problem - Turn 8
15.21.39	95 T. MACKENZIE	Retired
15.21.49	54 B. SOFUOGLU	Retired
15.22.36	42 M. BUSSOLOTTI	Technical Problem - Finish Line
15.23.25	69 T. BOOTH-AMOS	Not Actively Competing
15.23.29	42 M. BUSSOLOTTI	Not Actively Competing
15.25.55	51 A. SARMOON	Crashed - Turn 2
15.26.19	51 A. SARMOON	Re-joined
15.33.51		Incident in turn 10 - no further action
15.35.04	27 A. DIAZ	Technical Problem - Turn 8
15.35.30		2/3 of Race Distance Completed
15.35.34	27 A. DIAZ	Not Actively Competing
15.43.43	17 J. MCPHEE	Crashed - Turn 14
15.43.52	17 J. MCPHEE	Re-joined
15.45.50		Podium Confirmed
15.48.12		End Of Session

03/06/2023 Start End The results are provisional until the end of the time limit for protests and appeals and the completion of the technical checks.

These data/results cannot be reproduced, stored and/or transmitted in whole or in part by any manner of electronic, mechanical, photocopying, recording, broadcasting or otherwise now known or herein after developed without the previous express consent by the copyright owner, except for reproduction in daily press and regular printed publications on sale to the public within 60 days of the event related to those data/results and always provided that copyright symbol appears together as follows below.

© DORNA WSBK ORGANIZATION Srl 2023

Pirelli Emilia-Romagna Round, 2-4 June 2023
Championship Standings

Misano Circuit Sic 58 4.226 m

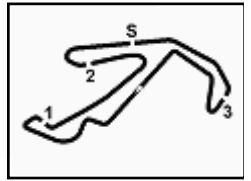
1 / 3

Rank	Rider	Points	Points From First	Points From Previous	February 26		March 5		April 23		May 7		June 4		July 2		July 16		July 30		September 10		September 24		October 1		October 15		
					PHILIP ISLAND	PHILIP ISLAND	MANDALIKA	MANDALIKA	ASSEN	ASSEN	BARCELONA	BARCELONA	MISANO	MISANO	DONINGTON PARK	DONINGTON PARK	IMOLA	IMOLA	MOST	MOST	MAGNY-COURS	MAGNY-COURS	ARAGON	ARAGON	PORTIMAO	PORTIMAO	VILLICUM	VILLICUM	
1	BULEGA Nicolo (ITA)	177			25	25	11	16	25	25	25		25																
					1	1	1	1	1	1	1	1	1	1															
2	MANZI Stefano (ITA)	136	41		10	20	9	20	11	20	10	16	20																
					6	2	3	2	2	2	2	3	2																
3	SCHROETTER Marcel (GER)	132	45	4	9	13	13	11	20	13	20	20	13																
					7	3	5	5	3	3	3	2	3																
4	CARICASULO Federico (ITA)	114	63	18	6		20	25	10	16	11	10	16																
					10	14	6	4	5	4	4	4	4																
5	TUULI Niki (FIN)	82	95	32	13	7	16	10	4	11	6	8	7																
					4	4	4	5	6	6	5	5	5																
6	VAN STRAALLEN Glenn (NED)	72	105	10	2	11	5		16	5	13	11	9																
					14	9	11	11	8	9	8	8	6																
7	NAVARRO Jorge (ESP)	68	109	4	7	10	4	8	6	9	9	7	8																
					9	7	8	8	7	7	7	10	7																
8	DEBISE Valentin (FRA)	65	112	3	3	8	10		13	10	8	13																	
					13	10	8	10	8	7	8	6	8																
9	SOFUOGLU Bahattin (TUR)	64	113	1	5	7	6		5		16	25																	
					16	15	11		13	13	10	7	9																
10	ONCU Can (TUR)	63	114	1	16	25	13		9		6	8	10																
					8	2	3		4	5																			
11	SPINELLI Nicholas (ITA)	49	128	14	20		7		2	7	9	4																	
					2	4	10	9	11	12	11	11	11																
12	DE ROSA Raffaele (ITA)	39	138	10	9		9		7	7	1	6																	
					13	16	11		12	10	12	12	12																
13	MCPHEE John (GBR)	31	146	8	16	4	6	5																					
					3	4	6	7	10	11	13	13	13																
14	MONTELLA Yari (ITA)	24	153	7					8		5	11																	
									18	19	18	18	14																
15	HUERTAS Adrian (ESP)	24	153	0					3	8	4	4	5																
									21	17	15	14	14																
16	BAYLISS Oliver (AUS)	21	156	3	6	8	4					3																	
					14	12	11		14	14	14	15	16																
17	MACKENZIE Tarran (GBR)	15	162	6	11		2	2																					
					5	10	13	15	15	15	15	16	17																
18	SARMOON Anupab (THA)	14	163	1	8	2	3	1																					
					8	12	13	16	16	16	17	17	18																
19	CORSI Simone (ITA)	13	164	1					3			10																	
									24	24	25	19																	
20	BOOTH-AMOS Tom (GBR)	12	165	1					1	6	3	2																	
									23	20	19	19	20																
21	MAHIAS Lucas (FRA)	9	168	3							3	6																	
											25	21																	
22	NORRODIN Adam (MAS)	9	168	0	4	1	1	3																					
					12	16	17	17	17	18	20	20	21																
23	EDWARDS Tom (AUS)	8	169	1					1	2	5																		
									25	24	21	23																	
24	MANTOVANI Andrea (ITA)	8	169	0					2	4		2																	
									22	21	21	22	23																
25	TRUELOVE Harry (GBR)	5	172	3	5																								
					11	16	18	18	19	22	22	23	25																

03/06/2023 First Line: Championship Standings - Second Line: Ranking Progression

These data/results cannot be reproduced, stored and/or transmitted in whole or in part by any manner of electronic, mechanical, photocopying, recording, broadcasting or otherwise now known or herein after developed without the previous express consent by the copyright owner, except for reproduction in daily press and regular printed publications on sale to the public within 60 days of the event related to those data/results and always provided that copyright symbol appears together as follows below.

© DORNA WSBK ORGANIZATION Srl 2023



Misano Circuit Sic 58 4.226 m

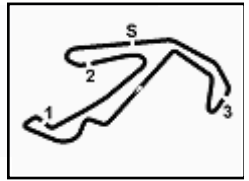
Pirelli Emilia-Romagna Round, 2-4 June 2023
Championship Standings

	Points	Points From First	Points From Previous	February 26 PHILIP ISLAND	March 5 MANDALIKA	April 23 ASSEN	May 7 BARCELONA	June 4 MISANO	July 2 DONINGTON PARK	July 16 IMOLA	July 30 MOST	September 10 MAGNY-COURS	September 24 ARAGON	October 1 PORTIMAO	October 15 VILLICUM				
26 WONGTHANON Apiwath (THA)	4	173	1	1 15	3 19														
27 FULIGNI Federico (ITA)	1	176	3					1 27											
28 FERNANDEZ GONZALEZ	1	176	0				1 27	27											

03/06/2023 First Line: Championship Standings - Second Line: Ranking Progression

These data/results cannot be reproduced, stored and/or transmitted in whole or in part by any manner of electronic, mechanical, photocopying, recording, broadcasting or otherwise now known or herein after developed without the previous express consent by the copyright owner, except for reproduction in daily press and regular printed publications on sale to the public within 60 days of the event related to those data/results and always provided that copyright symbol appears together as follows below.

© DORNA WSBK ORGANIZATION Srl 2023



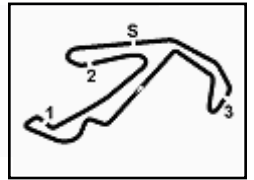
Pirelli Emilia-Romagna Round, 2-4 June 2023
Championship Standings

Points	Points From First	Points From Previous	WorldSSP Challenge															
			February 26 PHILIP ISLAND	March 5 MANDALIKA	April 23 ASSEN	May 7 BARCELONA	June 4 MISANO	July 2 DONINGTON PARK	July 16 IMOLA	July 30 MOST	September 10 MAGNY-COURS							
1 BOOTH-AMOS Tom (GBR)	12				1 1	6 1	3 1	2 1										
2 EDWARDS Tom (AUS)	8 4				1 2	2 2	5 2											
3 FULIGNI Federico (ITA)	1 11 7						1 3											

03/06/2023 First Line: Championship Standings - Second Line: Ranking Progression

These data/results cannot be reproduced, stored and/or transmitted in whole or in part by any manner of electronic, mechanical, photocopying, recording, broadcasting or otherwise now known or herein after developed without the previous express consent by the copyright owner, except for reproduction in daily press and regular printed publications on sale to the public within 60 days of the event related to those data/results and always provided that copyright symbol appears together as follows below.

© DORNA WSBK ORGANIZATION Srl 2023



Misano Circuit Sic 58 4.226 m

Pirelli Emilia-Romagna Round, 2-4 June 2023
Lap Chart Race 1

1 / 4

		Lap																	
	1	2	3	4	5	6	7	8	9	10	11	12	13	14	15	16	17	18	
1	64	11	11	11	11	11	11	11	11	11	11	11	11	11	11	11	11	11	11
2	23	23	23	23	23	23	23	62	62	62	62	62	62	62	62	62	62	62	62
3	11	64	64	64	64	62	62	23	23	64	64	64	64	64	64	64	64	64	64
4	55	55	62	62	62	64	64	64	64	23	23	23	23	23	23	23	23	23	23
5	62	62	55	55	55	55	55	55	55	55	55	55	55	55	55	55	55	55	55
6	28	99	99	40	40	40	40	40	40	40	40	40	40	40	40	40	40	40	40
7	14	14	40	99	99	99	99	99	99	28	28	28	28	28	28	28	28	28	28
8	99	40	14	14	14	14	28	28	28	99	99	9	9	9	9	9	9	9	9
9	54	28	28	28	28	28	14	9	9	9	9	99	99	99	99	66	66	66	66
10	66	66	66	66	66	9	9	14	14	14	14	66	66	66	66	99	99	14	14
11	40	29	29	9	9	29	29	29	29	29	29	66	66	14	14	14	14	14	99
12	32	9	9	29	29	66	66	66	66	29	29	29	29	29	29	29	29	29	29
13	9	32	32	32	32	32	32	32	32	32	32	32	32	32	32	32	32	32	32
14	29	69	42	19	19	19	19	19	19	19	19	19	19	19	19	19	19	19	19
15	69	42	69	17	17	17	17	17	17	17	17	17	17	17	17	17	22	22	22
16	19	19	19	22	22	22	22	22	22	22	22	22	22	22	22	22	73	71	71
17	42	17	17	51	51	51	73	73	73	73	73	73	73	73	73	73	71	86	86
18	22	22	22	86	86	73	86	86	86	86	86	86	86	86	86	86	86	86	73
19	17	51	51	73	73	86	71	71	71	71	71	71	71	71	71	71	17	17	17
20	51	73	86	71	71	71	27	27	27	27	27	16	16	16	16	16	16	16	16
21	73	86	73	16	16	27	16	16	16	16	16	7	7	7	7	7	7	7	7
22	86	71	71	27	27	16	7	7	7	7	7	4	4	4	4	4	4	4	4
23	71	16	16	7	7	7	4	4	4	4	4	56	56	56	56	56	56	56	56
24	16	27	27	4	4	4	56	56	56	56	56	51	51	51	51	51	51	51	51
25	27	7	7	56	56	56	51	51	51	51	51								
26	7	4	4	42															
27	56	56	56																
28	4	54	54																
29	95	95																	
30	68																		

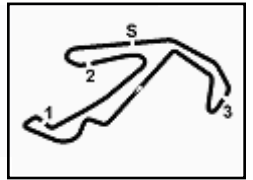
Final Result		
1	11 N. BULEGA	Laps 18
2	62 S. MANZI	1.609
3	64 F. CARICASULO	1.814
4	23 M. SCHROETTER	2.425
5	55 Y. MONTELLA	6.685
6	40 S. CORSI	9.838
7	28 G. VAN STRAALLEN	12.193
8	9 J. NAVARRO	13.858
9	66 N. TUULI	13.959
10	14 L. MAHIAS	14.448
11	99 A. HUERTAS	14.608
12	29 N. SPINELLI	17.964
13	32 D. BAYLISS	21.644
14	19 A. MANTOVANI	24.855
15	22 F. FULIGNI	35.173
16	71 T. EDWARDS	40.713
17	86 J. GIMBERT	41.290
18	73 M. KOFLER	41.394
19	17 J. MCPHEE	48.761
20	16 Y. OKAYA	49.882
21	7 A. NORRODIN	50.018
22	4 H. TRUETOVE	1'06.740
23	56 R. WILAIROT	1'23.643
24	51 A. SARMOON	1'31.881
RET	27 A. DIAZ	7 Laps
RET	42 M. BUSSOLOTTI	14 Laps
RET	69 T. BOOTH-AMOS	15 Laps
RET	54 B. SOFUOGLU	15 Laps
RET	95 T. MACKENZIE	16 Laps
RET	68 L. POWER	17 Laps
RET	98 M. ABE	
RET	3 R. DE ROSA	

03/06/2023

These data/results cannot be reproduced, stored and/or transmitted in whole or in part by any manner of electronic, mechanical, photocopying, recording, broadcasting or otherwise now known or herein after developed without the previous express consent by the copyright owner, except for reproduction in daily press and regular printed publications on sale to the public within 60 days of the event related to those data/results and always provided that copyright symbol appears together as follows below.

© DORNA WSBK ORGANIZATION Srl 2023





Pirelli Emilia-Romagna Round, 2-4 June 2023
Lap Chart Race 1

Misano Circuit Sic 58 4.226 m

2 / 4

Lap 1

1	64	F.Caricasulo	1'44.549
2	23	M.Schroetter	0.133
3	11	N.Bulega	0.204
4	55	Y.Montella	0.456
5	62	S.Manzi	0.944
6	28	G.van Straalen	1.135
7	14	L.Mahias	1.251
8	99	A.Huertas	1.283
9	54	B.Sofuoglu	1.352
10	66	N.Tuuli	1.558
11	40	S.Corsi	1.666
12	32	O.Bayliss	1.824
13	9	J.Navarro	1.976
14	29	N.Spinelli	2.498
15	69	T.Booth-Amos	2.766
16	19	A.Mantovani	2.931
17	42	M.Bussolotti	3.145
18	22	F.Fulligni	3.392
19	17	J.McPhee	3.752
20	51	A.Sarmoon	3.985
21	73	M.Kofler	4.213
22	86	J.Gimbert	4.286
23	71	T.Edwards	4.509
24	16	Y.Okaya	5.028
25	27	A.Diaz	5.149
26	7	A.Norrodin	5.549
27	56	R.Wilairot	6.098
28	4	H.Trulove	6.166
29	95	T.Mackenzie	39.081
30	68	L.Power	1'36.679

10	66	N.Tuuli	3.641
11	29	N.Spinelli	3.863
12	9	J.Navarro	4.119
13	32	O.Bayliss	4.528
14	42	M.Bussolotti	4.726
15	69	T.Booth-Amos	5.033
16	19	A.Mantovani	5.543
17	17	J.McPhee	5.936
18	22	F.Fulligni	6.263
19	51	A.Sarmoon	6.515
20	86	J.Gimbert	7.534
21	73	M.Kofler	7.861
22	71	T.Edwards	8.144
23	16	Y.Okaya	8.725
24	27	A.Diaz	9.666
25	7	A.Norrodin	10.016
26	4	H.Trulove	11.704
27	56	R.Wilairot	12.919
28	54	B.Sofuoglu	41.223

Lap 4

1	11	N.Bulega	6'40.229
2	23	M.Schroetter	1.055
3	64	F.Caricasulo	1.304
4	62	S.Manzi	1.930
5	55	Y.Montella	1.977
6	40	S.Corsi	3.140
7	99	A.Huertas	3.503
8	14	L.Mahias	3.811
9	28	G.van Straalen	3.985
10	66	N.Tuuli	4.258
11	9	J.Navarro	4.655
12	29	N.Spinelli	4.942
13	32	O.Bayliss	5.401
14	19	A.Mantovani	7.298
15	17	J.McPhee	7.669
16	22	F.Fulligni	7.868
17	51	A.Sarmoon	8.186
18	86	J.Gimbert	9.931
19	73	M.Kofler	9.996
20	71	T.Edwards	10.274
21	16	Y.Okaya	10.789
22	27	A.Diaz	12.253
23	7	A.Norrodin	12.684
24	4	H.Trulove	14.517
25	56	R.Wilairot	16.372
26	42	M.Bussolotti	18.553

Lap 5

1	11	N.Bulega	8'18.276
2	23	M.Schroetter	1.380
3	64	F.Caricasulo	1.691
4	62	S.Manzi	1.996
5	55	Y.Montella	2.284
6	40	S.Corsi	4.011
7	99	A.Huertas	4.475
8	14	L.Mahias	4.771
9	28	G.van Straalen	5.102
10	66	N.Tuuli	5.354
11	9	J.Navarro	5.463
12	29	N.Spinelli	5.879
13	32	O.Bayliss	7.919
14	19	A.Mantovani	9.119
15	17	J.McPhee	9.426
16	22	F.Fulligni	9.634
17	51	A.Sarmoon	10.024
18	86	J.Gimbert	12.463
19	73	M.Kofler	12.659
20	71	T.Edwards	13.039
21	16	Y.Okaya	13.272
22	27	A.Diaz	14.365
23	7	A.Norrodin	14.924
24	4	H.Trulove	17.909

Lap 2

1	11	N.Bulega	3'23.820
2	23	M.Schroetter	0.340
3	64	F.Caricasulo	0.595
4	55	Y.Montella	0.763
5	62	S.Manzi	0.938
6	99	A.Huertas	1.424
7	14	L.Mahias	1.819
8	40	S.Corsi	1.854
9	28	G.van Straalen	2.015
10	66	N.Tuuli	2.622
11	29	N.Spinelli	2.888
12	9	J.Navarro	3.318
13	32	O.Bayliss	3.440
14	69	T.Booth-Amos	3.651
15	42	M.Bussolotti	3.949
16	19	A.Mantovani	4.040
17	17	J.McPhee	4.524
18	22	F.Fulligni	4.660
19	51	A.Sarmoon	4.965
20	73	M.Kofler	5.525
21	86	J.Gimbert	5.702
22	71	T.Edwards	6.130
23	16	Y.Okaya	6.498
24	27	A.Diaz	7.121
25	7	A.Norrodin	7.500
26	4	H.Trulove	8.916
27	56	R.Wilairot	9.733
28	54	B.Sofuoglu	24.453
29	95	T.Mackenzie	59.491

Lap 3

1	11	N.Bulega	5'02.013
2	23	M.Schroetter	0.840
3	64	F.Caricasulo	1.386
4	62	S.Manzi	1.828
5	55	Y.Montella	1.876
6	99	A.Huertas	2.249
7	40	S.Corsi	2.445
8	14	L.Mahias	2.788
9	28	G.van Straalen	2.853

Lap 6

1	11	N.Bulega	9'56.546
2	23	M.Schroetter	1.650
3	62	S.Manzi	2.081
4	64	F.Caricasulo	2.247
5	55	Y.Montella	2.776
6	40	S.Corsi	4.729
7	99	A.Huertas	5.244
8	14	L.Mahias	5.568
9	28	G.van Straalen	5.656
10	9	J.Navarro	6.427
11	29	N.Spinelli	6.800
12	66	N.Tuuli	7.021
13	32	O.Bayliss	9.713
14	19	A.Mantovani	10.304
15	17	J.McPhee	10.738
16	22	F.Fulligni	11.063
17	51	A.Sarmoon	11.550
18	73	M.Kofler	14.976
19	86	J.Gimbert	15.152
20	71	T.Edwards	15.421
21	27	A.Diaz	16.115
22	16	Y.Okaya	16.794
23	7	A.Norrodin	16.931
24	4	H.Trulove	20.854
25	56	R.Wilairot	24.985

Lap 7

1	11	N.Bulega	11'34.941
2	23	M.Schroetter	1.714
3	62	S.Manzi	1.924
4	64	F.Caricasulo	2.196
5	55	Y.Montella	2.872
6	40	S.Corsi	5.121
7	99	A.Huertas	5.732
8	28	G.van Straalen	6.268
9	14	L.Mahias	6.851
10	9	J.Navarro	6.960
11	29	N.Spinelli	7.147
12	66	N.Tuuli	7.374
13	32	O.Bayliss	10.880
14	19	A.Mantovani	11.560
15	17	J.McPhee	11.882
16	22	F.Fulligni	12.474
17	73	M.Kofler	16.756
18	86	J.Gimbert	16.988
19	71	T.Edwards	17.528
20	27	A.Diaz	18.052
21	16	Y.Okaya	19.084
22	7	A.Norrodin	19.301
23	4	H.Trulove	23.896
24	56	R.Wilairot	29.165
25	51	A.Sarmoon	51.243

Lap 8

1	11	N.Bulega	13'13.045
2	62	S.Manzi	2.141
3	23	M.Schroetter	2.477
4	64	F.Caricasulo	2.660
5	55	Y.Montella	3.257
6	40	S.Corsi	5.664
7	99	A.Huertas	6.571
8	28	G.van Straalen	6.958
9	9	J.Navarro	7.992
10	14	L.Mahias	8.154
11	29	N.Spinelli	8.442
12	66	N.Tuuli	8.561
13	32	O.Bayliss	11.800
14	19	A.Mantovani	12.958
15	17	J.McPhee	13.516
16	22	F.Fulligni	14.256

Lap 9

1	11	N.Bulega	14'51.368
2	62	S.Manzi	2.250
3	23	M.Schroetter	2.677
4	64	F.Caricasulo	2.939
5	55	Y.Montella	3.519
6	40	S.Corsi	6.002
7	99	A.Huertas	7.346
8	28	G.van Straalen	7.447
9	9	J.Navarro	8.484
10	14	L.Mahias	8.549
11	29	N.Spinelli	8.839
12	66	N.Tuuli	9.173
13	32	O.Bayliss	12.509
14	19	A.Mantovani	13.992
15	17	J.McPhee	14.784
16	22	F.Fulligni	16.196
17	73	M.Kofler	20.411
18	86	J.Gimbert	20.660
19	71	T.Edwards	20.895
20	27	A.Diaz	21.730
21	16	Y.Okaya	24.543
22	7	A.Norrodin	24.650
23	4	H.Trulove	31.801
24	56	R.Wilairot	38.526
25	51	A.Sarmoon	59.154

Lap 10

1	11	N.Bulega	16'29.467
2	62	S.Manzi	2.238
3	64	F.Caricasulo	3.005
4	23	M.Schroetter	3.351
5	55	Y.Montella	4.256
6	40	S.Corsi	6.629
7	28	G.van Straalen	8.410
8	99	A.Huertas	8.670
9	9	J.Navarro	9.172
10	14	L.Mahias	9.312
11	29	N.Spinelli	9.667
12	66	N.Tuuli	9.954
13	32	O.Bayliss	13.598
14	19	A.Mantovani	15.416
15	17	J.McPhee	16.187
16	22	F.Fulligni	17.678
17	73	M.Kofler	22.517
18	86	J.Gimbert	22.775
19	71	T.Edwards	22.946
20	27	A.Diaz	24.979
21	16	Y.Okaya	27.715
22	7	A.Norrodin	27.950
23	4	H.Trulove	36.190
24	56	R.Wilairot	43.357
25	51	A.Sarmoon	1'02.602

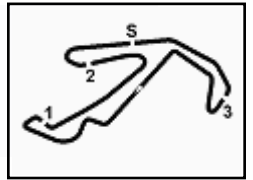
Lap 11

1	11	N.Bulega	18'07.698
2	62	S.Manzi	2.288
3	64	F.Caricasulo	3.134
4	23	M.Schroetter	3.399
5	55	Y.Montella	4.578
6	40	S.Corsi	7.198
7	28	G.van Straalen	9.135
8	99	A.Huertas	9.237

03/06/2023

These data/results cannot be reproduced, stored and/or transmitted in whole or in part by any manner of electronic, mechanical, photocopying, recording, broadcasting or otherwise now known or herein after developed without the previous express consent by the copyright owner, except for reproduction in daily press and regular printed publications on sale to the public within 60 days of the event related to those data/results and always provided that copyright symbol appears together as follows below.

© DORNA WSBK ORGANIZATION Srl 2023



Pirelli Emilia-Romagna Round, 2-4 June 2023
Lap Chart Race 1

9	9	J.Navarro	9.535	3	64	F.Caricasulo	3.292
10	14	L.Mahias	9.825	4	23	M.Schroetter	3.649
11	66	N.Tuuli	10.467	5	55	Y.Montella	5.736
12	29	N.Spinelli	10.714	6	40	S.Corsi	8.400
13	32	O.Bayliss	14.798	7	28	G.van Straalen	11.067
14	19	A.Mantovani	16.708	8	9	J.Navarro	11.628
15	17	J.McPhee	17.638	9	99	A.Huertas	11.826
16	22	F.Fuligni	19.049	10	66	N.Tuuli	12.145
17	73	M.Kofler	24.935	11	14	L.Mahias	12.617
18	86	J.Gimbert	25.196	12	29	N.Spinelli	13.493
19	71	T.Edwards	25.385	13	32	O.Bayliss	18.477
20	27	A.Diaz	28.081	14	19	A.Mantovani	20.817
21	16	Y.Okaya	30.485	15	17	J.McPhee	21.433
22	7	A.Norrodin	30.713	16	22	F.Fuligni	24.360
23	4	H.Truelove	39.647	17	73	M.Kofler	31.952
24	56	R.Wilairot	47.869	18	86	J.Gimbert	32.129
25	51	A.Sarmoon	1'06.102	19	71	T.Edwards	32.322
				20	16	Y.Okaya	39.628
				21	7	A.Norrodin	40.020
				22	4	H.Truelove	49.860
				23	56	R.Wilairot	1'03.192
				24	51	A.Sarmoon	1'17.272

24	51	A.Sarmoon	1'25.070
----	----	-----------	----------

Lap 12

1	11	N.Bulega	19'45.901
2	62	S.Manzi	2.475
3	64	F.Caricasulo	3.265
4	23	M.Schroetter	3.647
5	55	Y.Montella	5.006
6	40	S.Corsi	7.645
7	28	G.van Straalen	9.829
8	9	J.Navarro	10.093
9	99	A.Huertas	10.289
10	14	L.Mahias	10.716
11	66	N.Tuuli	10.978
12	29	N.Spinelli	11.618
13	32	O.Bayliss	15.747
14	19	A.Mantovani	18.225
15	17	J.McPhee	18.976
16	22	F.Fuligni	20.398
17	73	M.Kofler	27.048
18	86	J.Gimbert	27.318
19	71	T.Edwards	27.456
20	16	Y.Okaya	33.624
21	7	A.Norrodin	33.884
22	4	H.Truelove	43.431
23	56	R.Wilairot	54.111
24	51	A.Sarmoon	1'09.762

Lap 15

1	11	N.Bulega	24'40.875
2	62	S.Manzi	2.517
3	64	F.Caricasulo	3.127
4	23	M.Schroetter	3.537
5	55	Y.Montella	5.942
6	40	S.Corsi	8.812
7	28	G.van Straalen	11.364
8	9	J.Navarro	12.351
9	99	A.Huertas	12.375
10	66	N.Tuuli	12.638
11	14	L.Mahias	13.171
12	29	N.Spinelli	14.487
13	32	O.Bayliss	19.556
14	19	A.Mantovani	21.961
15	17	J.McPhee	22.650
16	22	F.Fuligni	27.125
17	73	M.Kofler	34.298
18	86	J.Gimbert	34.626
19	71	T.Edwards	34.690
20	16	Y.Okaya	42.259
21	7	A.Norrodin	42.725
22	4	H.Truelove	53.695
23	56	R.Wilairot	1'08.293
24	51	A.Sarmoon	1'21.457

Lap 17

1	11	N.Bulega	27'58.027
2	62	S.Manzi	1.661
3	64	F.Caricasulo	2.047
4	23	M.Schroetter	2.704
5	55	Y.Montella	6.101
6	40	S.Corsi	9.443
7	28	G.van Straalen	11.607
8	9	J.Navarro	13.280
9	66	N.Tuuli	13.515
10	99	A.Huertas	13.598
11	14	L.Mahias	13.966
12	29	N.Spinelli	16.464
13	32	O.Bayliss	20.722
14	19	A.Mantovani	23.887
15	22	F.Fuligni	31.871
16	73	M.Kofler	38.501
17	71	T.Edwards	38.670
18	86	J.Gimbert	39.070
19	17	J.McPhee	46.106
20	16	Y.Okaya	47.313
21	7	A.Norrodin	47.445
22	4	H.Truelove	1'02.275
23	56	R.Wilairot	1'17.907
24	51	A.Sarmoon	1'28.529

Lap 18

1	11	N.Bulega	29'36.653
2	62	S.Manzi	1.609
3	64	F.Caricasulo	1.814
4	23	M.Schroetter	2.425
5	55	Y.Montella	6.685
6	40	S.Corsi	9.838
7	28	G.van Straalen	12.193
8	9	J.Navarro	13.858
9	66	N.Tuuli	13.959
10	14	L.Mahias	14.448
11	99	A.Huertas	14.608
12	29	N.Spinelli	17.964
13	32	O.Bayliss	21.644
14	19	A.Mantovani	24.855
15	22	F.Fuligni	35.173
16	71	T.Edwards	40.713
17	86	J.Gimbert	41.290
18	73	M.Kofler	41.394
19	17	J.McPhee	48.761
20	16	Y.Okaya	49.882
21	7	A.Norrodin	50.018
22	4	H.Truelove	1'06.740
23	56	R.Wilairot	1'23.643
24	51	A.Sarmoon	1'31.881

Lap 13

1	11	N.Bulega	21'24.210
2	62	S.Manzi	2.441
3	64	F.Caricasulo	3.347
4	23	M.Schroetter	3.861
5	55	Y.Montella	5.629
6	40	S.Corsi	8.034
7	28	G.van Straalen	10.579
8	9	J.Navarro	10.842
9	99	A.Huertas	10.989
10	66	N.Tuuli	11.715
11	14	L.Mahias	11.787
12	29	N.Spinelli	12.510
13	32	O.Bayliss	16.613
14	19	A.Mantovani	19.461
15	17	J.McPhee	20.279
16	22	F.Fuligni	21.893
17	73	M.Kofler	29.248
18	86	J.Gimbert	29.481
19	71	T.Edwards	29.674
20	16	Y.Okaya	36.688
21	7	A.Norrodin	36.925
22	4	H.Truelove	46.679
23	56	R.Wilairot	58.676
24	51	A.Sarmoon	1'13.834

Lap 16

1	11	N.Bulega	26'19.408
2	62	S.Manzi	2.271
3	64	F.Caricasulo	2.527
4	23	M.Schroetter	3.219
5	55	Y.Montella	5.994
6	40	S.Corsi	9.237
7	28	G.van Straalen	11.372
8	9	J.Navarro	12.817
9	66	N.Tuuli	13.192
10	99	A.Huertas	13.233
11	14	L.Mahias	13.470
12	29	N.Spinelli	15.277
13	32	O.Bayliss	20.266
14	19	A.Mantovani	23.040
15	17	J.McPhee	23.462
16	22	F.Fuligni	29.540
17	73	M.Kofler	36.431
18	86	J.Gimbert	36.684
19	71	T.Edwards	36.819
20	16	Y.Okaya	44.809
21	7	A.Norrodin	45.039
22	4	H.Truelove	58.320
23	56	R.Wilairot	1'12.620

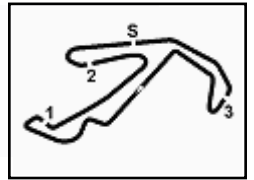
Lap 14

1	11	N.Bulega	23'02.581
2	62	S.Manzi	2.426

03/06/2023

These data/results cannot be reproduced, stored and/or transmitted in whole or in part by any manner of electronic, mechanical, photocopying, recording, broadcasting or otherwise now known or herein after developed without the previous express consent by the copyright owner, except for reproduction in daily press and regular printed publications on sale to the public within 60 days of the event related to those data/results and always provided that copyright symbol appears together as follows below.

© DORNA WSBK ORGANIZATION Srl 2023



Pirelli Emilia-Romagna Round, 2-4 June 2023
Lap Chart Race 1

Misano Circuit Sic 58.4.226 m

4 / 4

Race Pace Comparison

	11 Bul	62 Man	64 Car	23 Sch	55 Mon	40 Cor	28 vSt	9 Nav	66 Tuu	14 Mah	99 Hue	29 Spi	32 Bay	19 Mat
1	1'44.753	1'45.493	1'44.549	1'44.682	1'45.005	1'46.215	1'45.684	1'46.525	1'46.107	1'45.800	1'45.832	1'47.047	1'46.373	1'47.480
2	1'39.067	1'39.265	1'39.866	1'39.478	1'39.578	1'39.459	1'40.151	1'40.613	1'40.335	1'39.839	1'39.412	1'39.661	1'40.887	1'40.380
3	1'38.193	1'39.083	1'38.984	1'38.693	1'39.306	1'38.784	1'39.031	1'38.994	1'39.212	1'39.162	1'39.018	1'39.168	1'39.281	1'39.696
4	1'38.216	1'38.318	1'38.134	1'38.431	1'38.317	1'38.911	1'39.348	1'38.752	1'38.833	1'39.239	1'39.470	1'39.295	1'39.089	1'39.971
5	1'38.047	1'38.113	1'38.434	1'38.372	1'38.354	1'38.918	1'39.164	1'38.855	1'39.143	1'39.007	1'39.019	1'38.984	1'40.565	1'39.868
6	1'38.270	1'38.355	1'38.826	1'38.540	1'38.762	1'38.988	1'38.824	1'39.234	1'39.937	1'39.067	1'39.039	1'39.191	1'40.064	1'39.455
7	1'38.395	1'38.238	1'38.344	1'38.459	1'38.491	1'38.787	1'39.007	1'38.928	1'38.748	1'39.678	1'38.883	1'38.742	1'39.562	1'39.651
8	1'38.104	1'38.321	1'38.568	1'38.867	1'38.489	1'38.647	1'38.794	1'39.136	1'39.291	1'39.407	1'38.943	1'39.399	1'39.024	1'39.502
9	1'38.323	1'38.432	1'38.602	1'38.523	1'38.585	1'38.661	1'38.812	1'38.815	1'38.935	1'38.718	1'39.098	1'38.720	1'39.032	1'39.357
10	1'38.099	1'38.087	1'38.165	1'38.773	1'38.836	1'38.726	1'39.062	1'38.787	1'38.880	1'38.862	1'39.423	1'38.927	1'39.188	1'39.523
11	1'38.231	1'38.281	1'38.360	1'38.279	1'38.553	1'38.800	1'38.956	1'38.594	1'38.744	1'38.744	1'38.798	1'39.278	1'39.431	1'39.523
12	1'38.203	1'38.390	1'38.334	1'38.451	1'38.631	1'38.650	1'38.897	1'38.761	1'38.714	1'39.094	1'39.255	1'39.107	1'39.152	1'39.720
13	1'38.309	1'38.275	1'38.391	1'38.523	1'38.932	1'38.698	1'39.059	1'39.058	1'39.046	1'39.380	1'39.009	1'39.201	1'39.175	1'39.545
14	1'38.371	1'38.356	1'38.316	1'38.159	1'38.478	1'38.737	1'38.859	1'39.157	1'38.801	1'39.201	1'39.208	1'39.354	1'40.235	1'39.727
15	1'38.294	1'38.385	1'38.129	1'38.182	1'38.500	1'38.706	1'38.591	1'39.017	1'38.787	1'38.848	1'38.843	1'39.288	1'39.373	1'39.438
16	1'38.533	1'38.287	1'37.933	1'38.215	1'38.585	1'38.958	1'38.541	1'38.999	1'39.087	1'38.832	1'39.391	1'39.323	1'39.243	1'39.612
17	1'38.619	1'38.009	1'38.139	1'38.104	1'38.726	1'38.825	1'38.854	1'39.082	1'38.942	1'39.115	1'38.984	1'39.806	1'39.075	1'39.466
18	1'38.626	1'38.574	1'38.393	1'38.347	1'39.210	1'39.021	1'39.212	1'39.204	1'39.070	1'39.108	1'39.636	1'40.126	1'39.548	1'39.594

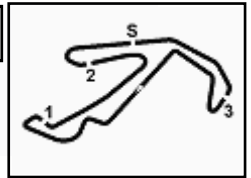
	22 Ful	71 Edw	86 Gim	73 Kof	17 McP	16 Oka	7 Nor	4 Tru	56 Wil	51 Sar	27 Dia	42 Bus	69 Boo	54 Sof
1	1'47.941	1'49.058	1'48.835	1'48.762	1'48.301	1'49.577	1'50.098	1'50.715	1'50.647	1'48.534	1'49.698	1'47.694	1'47.315	1'45.901
2	1'40.539	1'40.892	1'40.687	1'40.583	1'40.043	1'40.741	1'41.222	1'42.021	1'42.906	1'40.251	1'41.243	1'40.075	1'40.156	2'02.372
3	1'39.796	1'40.207	1'40.025	1'40.529	1'39.605	1'40.420	1'40.709	1'40.981	1'41.379	1'39.743	1'40.738	1'38.970	1'39.575	1'54.963
4	1'39.821	1'40.346	1'40.613	1'40.351	1'39.949	1'40.280	1'40.884	1'41.029	1'41.669	1'39.887	1'40.803	1'52.043		
5	1'39.813	1'40.812	1'40.579	1'40.710	1'39.804	1'40.530	1'40.287	1'41.439	1'42.364	1'39.885	1'40.159			
6	1'39.699	1'40.652	1'40.959	1'40.587	1'39.582	1'41.792	1'40.277	1'41.215	1'42.566	1'39.796	1'40.020			
7	1'39.806	1'40.502	1'40.231	1'40.175	1'39.539	1'40.685	1'40.765	1'41.437	1'42.575	2'18.088	1'40.332			
8	1'39.886	1'39.818	1'40.061	1'40.048	1'39.738	1'41.045	1'40.942	1'42.269	1'42.796	1'42.527	1'40.063			
9	1'40.263	1'39.976	1'40.038	1'40.034	1'39.591	1'40.841	1'40.834	1'42.063	1'42.992	1'41.811	1'40.042			
10	1'39.581	1'40.150	1'40.214	1'40.205	1'39.502	1'41.271	1'41.399	1'42.488	1'42.930	1'41.547	1'41.348			
11	1'39.602	1'40.670	1'40.652	1'40.649	1'39.682	1'41.001	1'40.994	1'41.688	1'42.743	1'41.731	1'41.333			
12	1'39.552	1'40.274	1'40.325	1'40.316	1'39.541	1'41.342	1'41.374	1'41.987	1'44.445	1'41.863				
13	1'39.804	1'40.527	1'40.472	1'40.509	1'39.612	1'41.373	1'41.350	1'41.557	1'42.874	1'42.381				
14	1'40.838	1'41.019	1'41.019	1'41.075	1'39.525	1'41.311	1'41.466	1'41.552	1'42.887	1'41.809				
15	1'41.059	1'40.662	1'40.791	1'40.640	1'39.511	1'40.925	1'40.999	1'42.129	1'43.395	1'42.479				
16	1'40.948	1'40.662	1'40.591	1'40.666	1'39.345	1'41.083	1'40.847	1'43.158	1'42.860	1'42.146				
17	1'40.950	1'40.470	1'41.005	1'40.689	2'01.263	1'41.123	1'41.025	1'42.574	1'43.906	1'42.078				
18	1'41.928	1'40.669	1'40.846	1'41.519	1'41.281	1'41.195	1'41.199	1'43.091	1'44.362	1'41.978				

	95 Mac	68 Pow
1	2'23.630	3'21.228
2	1'59.681	

03/06/2023

These data/results cannot be reproduced, stored and/or transmitted in whole or in part by any manner of electronic, mechanical, photocopying, recording, broadcasting or otherwise now known or herein after developed without the previous express consent by the copyright owner, except for reproduction in daily press and regular printed publications on sale to the public within 60 days of the event related to those data/results and always provided that copyright symbol appears together as follows below.

© DORNA WSBK ORGANIZATION Srl 2023



Pirelli Emilia-Romagna Round, 2-4 June 2023
Best Sectors & Speed Race 1

Misano Circuit Sic 58.4.226 m

RESULTS			
1	11 N. BULEGA	Ducati Panigale V2	Laps 18
2	62 S. MANZI	Yamaha YZF R6	1.609
3	64 F. CARICASULO	Ducati Panigale V2	1.814
4	23 M. SCHROETTER	MV Agusta F3 800 RR	2.425
5	55 Y. MONTELLA	Ducati Panigale V2	6.685
6	40 S. CORSI	Yamaha YZF R6	9.838
7	28 G. VAN STRAALLEN	Yamaha YZF R6	12.193
8	9 J. NAVARRO	Yamaha YZF R6	13.858
9	66 N. TUULI	Triumph Street Triple RS 765	13.959
10	14 L. MAHIAS	Kawasaki ZX-6R	14.448
11	99 A. HUERTAS	Kawasaki ZX-6R	14.608
12	29 N. SPINELLI	Yamaha YZF R6	17.964
13	32 D. BAYLISS	Ducati Panigale V2	21.644
14	19 A. MANTOVANI	Yamaha YZF R6	24.855
15	22 F. FULIGNI	Ducati Panigale V2	35.173
16	71 T. EDWARDS	Yamaha YZF R6	40.713
17	86 J. GIMBERT	Yamaha YZF R6	41.290
18	73 M. KOFLER	Ducati Panigale V2	41.394
19	17 J. MCPHEE	Kawasaki ZX-6R	48.761
20	16 Y. OKAYA	Kawasaki ZX-6R	49.882
21	7 A. NORRODIN	Honda CBR600RR	50.018
22	4 H. TRUELOVE	Triumph Street Triple RS 765	1'06.740
23	56 R. WILAIROT	Yamaha YZF R6	1'23.643
24	51 A. SARMOON	Yamaha YZF R6	1'31.881
RET	27 A. DIAZ	Yamaha YZF R6	7 Laps
RET	42 M. BUSSOLOTTI	Yamaha YZF R6	14 Laps
RET	69 T. BOOTH-AMOS	Kawasaki ZX-6R	15 Laps
RET	54 B. SOFUOGLU	MV Agusta F3 800 RR	15 Laps
RET	95 T. MACKENZIE	Honda CBR600RR	16 Laps
RET	68 L. POWER	Kawasaki ZX-6R	17 Laps
RET	3 R. DE ROSA	Ducati Panigale V2	
RET	98 M. ABE	Yamaha YZF R6	

SPEED			
1	66 N. TUULI	Triumph Street Triple RS 765	242,2
2	86 J. GIMBERT	Yamaha YZF R6	241,1
3	64 F. CARICASULO	Ducati Panigale V2	240,5
4	54 B. SOFUOGLU	MV Agusta F3 800 RR	240,0
5	69 T. BOOTH-AMOS	Kawasaki ZX-6R	240,0
6	28 G. VAN STRAALLEN	Yamaha YZF R6	240,0
7	23 M. SCHROETTER	MV Agusta F3 800 RR	240,0
8	71 T. EDWARDS	Yamaha YZF R6	240,0
9	11 N. BULEGA	Ducati Panigale V2	239,5
10	32 D. BAYLISS	Ducati Panigale V2	239,5
11	62 S. MANZI	Yamaha YZF R6	239,5
12	99 A. HUERTAS	Kawasaki ZX-6R	238,9
13	27 A. DIAZ	Yamaha YZF R6	238,4
14	51 A. SARMOON	Yamaha YZF R6	237,9
15	73 M. KOFLER	Ducati Panigale V2	237,4
16	40 S. CORSI	Yamaha YZF R6	237,4
17	9 J. NAVARRO	Yamaha YZF R6	237,4
18	55 Y. MONTELLA	Ducati Panigale V2	237,4
19	19 A. MANTOVANI	Yamaha YZF R6	236,8
20	17 J. MCPHEE	Kawasaki ZX-6R	236,3
21	29 N. SPINELLI	Yamaha YZF R6	236,3
22	16 Y. OKAYA	Kawasaki ZX-6R	236,3
23	22 F. FULIGNI	Ducati Panigale V2	235,8
24	7 A. NORRODIN	Honda CBR600RR	235,8
25	14 L. MAHIAS	Kawasaki ZX-6R	235,8
26	4 H. TRUELOVE	Triumph Street Triple RS 765	235,3
27	56 R. WILAIROT	Yamaha YZF R6	233,8
28	42 M. BUSSOLOTTI	Yamaha YZF R6	232,8
29	95 T. MACKENZIE	Honda CBR600RR	224,1

SEG. 1	
1	23 M. SCHROETTER 26.755
2	62 S. MANZI 26.792
3	40 S. CORSI 26.857
4	11 N. BULEGA 26.877
5	55 Y. MONTELLA 26.879
6	9 J. NAVARRO 26.890
7	64 F. CARICASULO 26.921
8	28 G. VAN STRAALLEN 26.936
9	14 L. MAHIAS 26.978
10	32 D. BAYLISS 26.996
11	42 M. BUSSOLOTTI 27.028
12	99 A. HUERTAS 27.034
13	66 N. TUULI 27.037
14	29 N. SPINELLI 27.060
15	19 A. MANTOVANI 27.084
16	17 J. MCPHEE 27.117
17	7 A. NORRODIN 27.163
18	22 F. FULIGNI 27.171
19	27 A. DIAZ 27.184
20	51 A. SARMOON 27.215
21	69 T. BOOTH-AMOS 27.227
22	73 M. KOFLER 27.362
23	86 J. GIMBERT 27.401
24	71 T. EDWARDS 27.455
25	16 Y. OKAYA 27.585
26	4 H. TRUELOVE 27.592
27	95 T. MACKENZIE 27.632
28	56 R. WILAIROT 27.682
29	54 B. SOFUOGLU 27.764
30	98 M. ABE 35.624

SEG. 2	
1	64 F. CARICASULO 22.376
2	23 M. SCHROETTER 22.430
3	62 S. MANZI 22.440
4	11 N. BULEGA 22.483
5	55 Y. MONTELLA 22.518
6	66 N. TUULI 22.565
7	99 A. HUERTAS 22.603
8	28 G. VAN STRAALLEN 22.616
9	9 J. NAVARRO 22.624
10	29 N. SPINELLI 22.642
11	14 L. MAHIAS 22.647
12	40 S. CORSI 22.668
13	32 D. BAYLISS 22.670
14	71 T. EDWARDS 22.799
15	19 A. MANTOVANI 22.834
16	73 M. KOFLER 22.855
17	86 J. GIMBERT 22.866
18	27 A. DIAZ 22.871
19	17 J. MCPHEE 22.888
20	22 F. FULIGNI 22.896
21	54 B. SOFUOGLU 22.931
22	42 M. BUSSOLOTTI 22.944
23	16 Y. OKAYA 22.977
24	51 A. SARMOON 22.989
25	7 A. NORRODIN 23.042
26	56 R. WILAIROT 23.217
27	69 T. BOOTH-AMOS 23.239
28	4 H. TRUELOVE 23.266
29	95 T. MACKENZIE 23.755
30	98 M. ABE 24.064

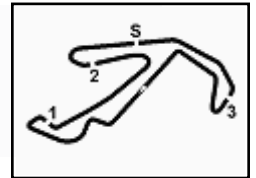
SEG. 3	
1	11 N. BULEGA 26.796
2	23 M. SCHROETTER 26.804
3	64 F. CARICASULO 26.806
4	66 N. TUULI 26.865
5	55 Y. MONTELLA 26.929
6	62 S. MANZI 26.947
7	29 N. SPINELLI 26.952
8	99 A. HUERTAS 26.972
9	42 M. BUSSOLOTTI 26.979
10	28 G. VAN STRAALLEN 26.988
11	14 L. MAHIAS 27.010
12	9 J. NAVARRO 27.018
13	17 J. MCPHEE 27.024
14	40 S. CORSI 27.035
15	32 D. BAYLISS 27.055
16	69 T. BOOTH-AMOS 27.062
17	54 B. SOFUOGLU 27.086
18	22 F. FULIGNI 27.189
19	51 A. SARMOON 27.227
20	16 Y. OKAYA 27.258
21	19 A. MANTOVANI 27.302
22	86 J. GIMBERT 27.305
23	71 T. EDWARDS 27.307
24	73 M. KOFLER 27.402
25	7 A. NORRODIN 27.407
26	27 A. DIAZ 27.513
27	56 R. WILAIROT 27.670
28	4 H. TRUELOVE 27.691
29	95 T. MACKENZIE 30.515

SEG. 4	
1	64 F. CARICASULO 21.681
2	23 M. SCHROETTER 21.686
3	62 S. MANZI 21.755
4	11 N. BULEGA 21.762
5	28 G. VAN STRAALLEN 21.763
6	55 Y. MONTELLA 21.793
7	40 S. CORSI 21.853
8	32 D. BAYLISS 21.888
9	42 M. BUSSOLOTTI 21.914
10	14 L. MAHIAS 21.920
11	99 A. HUERTAS 21.935
12	29 N. SPINELLI 21.970
13	66 N. TUULI 21.976
14	9 J. NAVARRO 21.986
15	69 T. BOOTH-AMOS 22.015
16	19 A. MANTOVANI 22.019
17	17 J. MCPHEE 22.032
18	22 F. FULIGNI 22.069
19	51 A. SARMOON 22.110
20	27 A. DIAZ 22.175
21	73 M. KOFLER 22.215
22	71 T. EDWARDS 22.225
23	86 J. GIMBERT 22.229
24	7 A. NORRODIN 22.282
25	4 H. TRUELOVE 22.346
26	16 Y. OKAYA 22.349
27	54 B. SOFUOGLU 22.607
28	56 R. WILAIROT 22.618
29	95 T. MACKENZIE 24.258

03/06/2023

These data/results cannot be reproduced, stored and/or transmitted in whole or in part by any manner of electronic, mechanical, photocopying, recording, broadcasting or otherwise now known or herein after developed without the previous express consent by the copyright owner, except for reproduction in daily press and regular printed publications on sale to the public within 60 days of the event related to those data/results and always provided that copyright symbol appears together as follows below.

© DORNA WSBK ORGANIZATION Srl 2023



Pirelli Emilia-Romagna Round, 2-4 June 2023
Chronological Analysis Race 1

Misano Circuit Sic 58 4.226 m

Start at 15:15'26.072

1 / 5

1° 11 N. BULEGA [1'38.047]								4° 23 M. SCHROETTER [1'38.104]							
Lap	Seg1	Seg2	Seg3	Seg4	Lap Time	km/h	Local Time	Lap	Seg1	Seg2	Seg3	Seg4	Lap Time	km/h	Local Time
1		23.045	27.219	22.144	1'44.753	239,5	15:17'10.825	1		22.906	27.386	22.172	1'44.682	238,4	15:17'10.754
2	27.574	22.674	27.057	21.762	1'39.067	236,8	15:18'49.892	2	27.493	22.831	27.329	21.825	1'39.478	233,3	15:18'50.232
3	27.033	22.593	26.796	21.771	1'38.193	234,8	15:20'28.085	3	27.072	22.637	27.216	21.768	1'38.693	235,8	15:20'28.925
4	26.877	22.561	26.854	21.924	1'38.216	234,8	15:22'06.301	4	27.040	22.564	26.913	21.914	1'38.431	236,8	15:22'07.356
5	26.913	22.557	26.802	21.775	1'38.047	235,3	15:23'44.348	5	26.956	22.683	26.894	21.839	1'38.372	235,3	15:23'45.728
6	26.983	22.560	26.841	21.886	1'38.270	235,8	15:25'22.618	6	27.103	22.671	26.948	21.818	1'38.540	236,8	15:25'24.268
7	27.041	22.615	26.917	21.822	1'38.395	235,3	15:27'01.013	7	27.029	22.586	26.993	21.851	1'38.459	236,8	15:27'02.727
8	26.898	22.517	26.854	21.835	1'38.104	234,8	15:28'39.117	8	27.000	22.783	27.199	21.885	1'38.867	237,9	15:28'41.594
9	27.030	22.535	26.865	21.893	1'38.323	235,3	15:30'17.440	9	26.984	22.615	27.147	21.777	1'38.523	235,8	15:30'20.117
10	26.940	22.531	26.842	21.786	1'38.099	235,8	15:31'55.539	10	27.035	22.690	27.190	21.858	1'38.773	237,4	15:31'58.890
11	27.025	22.596	26.829	21.781	1'38.231	235,3	15:33'33.770	11	26.994	22.584	26.963	21.738	1'38.279	237,4	15:33'37.169
12	26.982	22.553	26.882	21.786	1'38.203	234,8	15:35'11.973	12	27.107	22.622	26.908	21.814	1'38.451	237,4	15:35'15.620
13	26.877	22.672	26.826	21.934	1'38.309	235,3	15:36'50.282	13	26.983	22.671	27.011	21.858	1'38.523	239,5	15:36'54.143
14	27.100	22.539	26.880	21.852	1'38.371	235,3	15:38'28.653	14	27.046	22.517	26.804	21.792	1'38.159	238,4	15:38'32.302
15	27.068	22.483	26.862	21.881	1'38.294	235,3	15:40'06.947	15	27.040	22.435	26.938	21.769	1'38.182	240,0	15:40'10.484
16	27.064	22.617	26.951	21.901	1'38.533	234,8	15:41'45.480	16	27.160	22.513	26.856	21.686	1'38.215	237,9	15:41'48.699
17	27.140	22.636	26.933	21.910	1'38.619	235,3	15:43'24.099	17	26.858	22.599	26.928	21.719	1'38.104	236,3	15:43'26.803
18	27.029	22.559	26.992	22.046	1'38.626	235,8	15:45'02.725	18	26.755	22.430	27.298	21.864	1'38.347	237,9	15:45'05.150
Race Time 29'36.653								Race Time 29'39.078							

2° 62 S. MANZI [1'38.009]								5° 55 Y. MONTELLA [1'38.317]							
Lap	Seg1	Seg2	Seg3	Seg4	Lap Time	km/h	Local Time	Lap	Seg1	Seg2	Seg3	Seg4	Lap Time	km/h	Local Time
1		22.994	27.207	22.489	1'45.493	238,4	15:17'11.565	1		23.072	27.739	22.261	1'45.005	237,4	15:17'11.077
2	27.274	22.858	27.252	21.881	1'39.265	239,5	15:18'50.830	2	27.631	22.838	27.199	21.910	1'39.578	234,8	15:18'50.655
3	27.389	22.828	26.973	21.893	1'39.083	238,4	15:20'29.913	3	27.577	22.927	26.988	21.814	1'39.306	237,4	15:20'29.961
4	26.842	22.526	27.070	21.880	1'38.318	238,4	15:22'08.231	4	26.948	22.518	27.058	21.793	1'38.317	237,4	15:22'08.278
5	26.799	22.532	26.947	21.835	1'38.113	238,4	15:23'46.344	5	26.943	22.559	26.975	21.877	1'38.354	234,3	15:23'46.632
6	26.958	22.573	26.952	21.872	1'38.355	237,9	15:25'24.699	6	27.057	22.830	26.929	21.946	1'38.762	234,8	15:25'25.394
7	26.861	22.523	27.091	21.763	1'38.238	237,4	15:27'02.937	7	26.963	22.659	26.992	21.877	1'38.491	234,3	15:27'03.885
8	26.969	22.502	26.994	21.856	1'38.321	234,8	15:28'41.258	8	26.980	22.723	26.963	21.823	1'38.489	234,3	15:28'42.374
9	26.880	22.550	27.143	21.859	1'38.432	233,3	15:30'19.690	9	26.945	22.674	27.054	21.912	1'38.585	234,3	15:30'20.959
10	26.792	22.479	27.036	21.780	1'38.087	233,8	15:31'57.777	10	27.014	22.681	27.098	22.043	1'38.836	234,3	15:31'59.795
11	26.857	22.468	27.083	21.873	1'38.281	234,3	15:33'36.058	11	26.879	22.754	27.067	21.853	1'38.553	233,8	15:33'38.348
12	26.929	22.499	27.106	21.856	1'38.390	233,3	15:35'14.448	12	27.040	22.613	27.089	21.889	1'38.631	232,8	15:35'16.979
13	26.840	22.540	27.030	21.865	1'38.275	234,8	15:36'52.723	13	27.152	22.754	27.076	21.950	1'38.932	232,8	15:36'55.911
14	26.966	22.507	27.034	21.849	1'38.356	233,8	15:38'31.079	14	26.959	22.585	27.020	21.914	1'38.478	233,3	15:38'34.389
15	26.935	22.514	27.062	21.874	1'38.385	234,3	15:40'09.464	15	26.907	22.634	27.067	21.892	1'38.500	232,8	15:40'12.889
16	26.911	22.476	27.056	21.844	1'38.287	234,8	15:41'47.751	16	26.933	22.623	27.150	21.879	1'38.585	232,3	15:41'51.474
17	26.808	22.440	27.006	21.755	1'38.009	234,8	15:43'25.760	17	26.906	22.723	27.136	21.961	1'38.726	232,3	15:43'30.200
18	26.861	22.543	27.342	21.828	1'38.574	235,3	15:45'04.334	18	27.016	22.635	27.200	22.359	1'39.210	232,3	15:45'09.410
Race Time 29'38.262								Race Time 29'43.338							

3° 64 F. CARICASULO [1'37.933]								6° 40 S. CORSI [1'38.647]							
Lap	Seg1	Seg2	Seg3	Seg4	Lap Time	km/h	Local Time	Lap	Seg1	Seg2	Seg3	Seg4	Lap Time	km/h	Local Time
1		23.122	27.426	22.200	1'44.549	232,3	15:17'10.621	1		23.072	27.274	22.232	1'46.215	235,3	15:17'12.287
2	27.959	22.744	27.309	21.854	1'39.866	237,9	15:18'50.487	2	27.585	22.843	27.035	21.996	1'39.459	235,3	15:18'51.746
3	27.584	22.708	26.896	21.796	1'38.984	237,9	15:20'29.471	3	27.101	22.710	27.111	21.862	1'38.784	237,4	15:20'30.530
4	27.062	22.546	26.806	21.720	1'38.134	237,9	15:22'07.605	4	26.977	22.902	27.105	21.927	1'38.911	233,3	15:22'09.441
5	27.134	22.529	27.017	21.754	1'38.434	239,5	15:23'46.039	5	27.050	22.766	27.101	22.001	1'38.918	233,8	15:23'48.359
6	27.521	22.632	26.901	21.772	1'38.826	239,5	15:25'24.865	6	27.028	22.793	27.188	21.979	1'38.988	234,3	15:25'27.347
7	27.090	22.527	26.966	21.761	1'38.344	239,5	15:27'03.209	7	26.970	22.728	27.193	21.896	1'38.787	234,3	15:27'06.134
8	27.065	22.476	27.118	21.909	1'38.568	239,5	15:28'41.777	8	26.940	22.670	27.107	21.930	1'38.647	234,3	15:28'44.781
9	27.063	22.566	27.166	21.807	1'38.602	240,5	15:30'20.379	9	26.973	22.696	27.138	21.854	1'38.661	232,8	15:30'23.442
10	27.021	22.494	26.969	21.681	1'38.165	235,8	15:31'58.544	10	26.943	22.752	27.178	21.853	1'38.726	233,3	15:32'02.168
11	26.964	22.585	27.028	21.783	1'38.360	235,3	15:33'36.904	11	26.938	22.702	27.208	21.952	1'38.800	233,3	15:33'40.968
12	27.027	22.518	27.038	21.751	1'38.334	236,3	15:35'15.238	12	26.941	22.668	27.115	21.926	1'38.650	232,8	15:35'19.618
13	27.053	22.536	26.916	21.886	1'38.391	236,8	15:36'53.629	13	26.929	22.723	27.137	21.909	1'38.698	233,8	15:36'58.316
14	27.165	22.438	26.904	21.809	1'38.316	237,4	15:38'31.945	14	26.913	22.722	27.175	21.927	1'38.737	233,3	15:38'37.053
15	27.121	22.399	26.883	21.726	1'38.129	237,4	15:40'10.074	15	26.938	22.699	27.141	21.928	1'38.706	233,8	15:40'15.759
16	26.921	22.376	26.871	21.765	1'37.933	237,9	15:41'48.007	16	26.977	22.773	27.220	21.988	1'38.958	233,8	15:41'54.717
17	27.010	22.487	26.854	21.788	1'38.139	238,4	15:43'26.146	17	26.971	22.697	27.172	21.985	1'38.825	232,8	15:43'33.542
18	26.972	22.415	27.089	21.917	1'38.393	237,9	15:45'04.539	18	26.857	22.866	27.221	22.077	1'39.021	233,3	15:45'12.563
Race Time 29'38.467								Race Time 29'46.491							

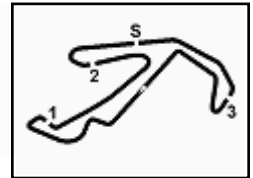
03/06/2023

P = Pits In/Out - C = Lap Time Cancelled

These data/results cannot be reproduced, stored and/or transmitted in whole or in part by any manner of electronic, mechanical, photocopying, recording, broadcasting or otherwise now known or herein after developed without the previous express consent by the copyright owner, except for reproduction in daily press and regular printed publications on sale to the public within 60 days of the event related to those data/results and always provided that copyright symbol appears together as follows below.

© DORNA WSBK ORGANIZATION Srl 2023





Pirelli Emilia-Romagna Round, 2-4 June 2023
Chronological Analysis Race 1

Misano Circuit Sic 58.4226 m

Start at 15:15'26.072

2 / 5

7° 28 G. VAN STRAALEN [1'38.541]								10° 14 L. MAHIAS [1'38.718]							
Lap	Seg1	Seg2	Seg3	Seg4	Lap Time	km/h	Local Time	Lap	Seg1	Seg2	Seg3	Seg4	Lap Time	km/h	Local Time
1		23.061	27.343	22.802	1'45.684	238,9	15:17'11.756	1		23.430	27.075	22.637	1'45.800	235,3	15:17'11.872
2	27.219	22.869	27.309	22.754	1'40.151	239,5	15:18'51.907	2	27.642	22.946	27.131	22.120	1'39.839	233,3	15:18'51.711
3	27.333	22.860	27.075	21.763	1'39.031	240,0	15:20'30.938	3	27.337	22.859	27.046	21.920	1'39.162	234,3	15:20'30.873
4	27.247	22.870	27.104	22.127	1'39.348	238,9	15:22'10.286	4	26.978	23.082	27.051	22.128	1'39.239	232,8	15:22'10.112
5	27.043	22.784	27.151	22.186	1'39.164	239,5	15:23'49.450	5	27.069	22.772	27.074	22.092	1'39.007	233,8	15:23'49.119
6	27.053	22.784	27.099	21.888	1'38.824	238,4	15:25'28.274	6	27.116	22.821	27.109	22.021	1'39.067	233,8	15:25'28.186
7	27.320	22.704	27.064	21.919	1'39.007	236,8	15:27'07.281	7	27.230	23.062	27.229	22.157	1'39.678	234,3	15:27'07.864
8	27.058	22.734	27.040	21.962	1'38.794	237,4	15:28'46.075	8	27.044	23.263	27.114	21.986	1'39.407	234,8	15:28'47.271
9	27.005	22.838	27.130	21.839	1'38.812	237,9	15:30'24.887	9	27.040	22.715	27.032	21.931	1'38.718	234,8	15:30'25.989
10	27.336	22.676	27.065	21.985	1'39.062	235,3	15:32'03.949	10	27.089	22.777	27.024	21.972	1'38.862	235,8	15:32'04.851
11	27.046	22.696	27.084	22.130	1'38.956	235,3	15:33'42.905	11	27.013	22.796	27.010	21.925	1'38.744	234,3	15:33'43.595
12	27.153	22.683	27.105	21.956	1'38.897	234,8	15:35'21.802	12	27.091	22.837	27.082	22.084	1'39.094	232,8	15:35'22.689
13	27.072	22.881	27.124	21.982	1'39.059	235,3	15:37'00.861	13	27.164	22.820	27.256	22.140	1'39.380	234,3	15:37'02.069
14	27.064	22.763	27.074	21.988	1'38.859	234,3	15:38'39.720	14	27.318	22.805	27.102	21.976	1'39.201	233,8	15:38'41.270
15	26.955	22.650	26.988	21.998	1'38.591	235,3	15:40'18.311	15	27.095	22.768	27.029	21.956	1'38.848	232,8	15:40'20.118
16	26.936	22.616	27.029	21.960	1'38.541	235,3	15:41'56.852	16	27.043	22.697	27.155	21.937	1'38.832	233,8	15:41'58.950
17	27.004	22.679	27.193	21.978	1'38.854	234,3	15:43'35.706	17	27.269	22.736	27.098	22.012	1'39.115	233,8	15:43'38.065
18	27.065	22.762	27.327	22.058	1'39.212	234,3	15:45'14.918	18	27.215	22.647	27.047	22.199	1'39.108	234,3	15:45'17.173
Race Time 29'48.846								Race Time 29'51.101							

8° 9 J. NAVARRO [1'38.594]								11° 99 A. HUERTAS [1'38.798]							
Lap	Seg1	Seg2	Seg3	Seg4	Lap Time	km/h	Local Time	Lap	Seg1	Seg2	Seg3	Seg4	Lap Time	km/h	Local Time
1		23.496	27.243	22.232	1'46.525	236,8	15:17'12.597	1		23.035	27.199	22.241	1'45.832	238,9	15:17'11.904
2	27.748	22.952	27.281	22.632	1'40.613	233,8	15:18'53.210	2	27.303	22.775	27.229	22.105	1'39.412	238,9	15:18'51.316
3	27.119	22.747	27.142	21.986	1'38.994	236,3	15:20'32.204	3	27.189	22.766	27.077	21.986	1'39.018	238,9	15:20'30.334
4	26.974	22.709	27.034	22.035	1'38.752	236,3	15:22'10.956	4	27.216	22.993	27.185	22.076	1'39.470	237,4	15:22'09.804
5	26.998	22.738	27.053	22.066	1'38.855	235,8	15:23'49.811	5	27.178	22.714	27.058	22.069	1'39.019	235,8	15:23'48.823
6	27.222	22.897	27.018	22.097	1'39.234	235,8	15:25'29.045	6	27.224	22.650	27.098	22.067	1'39.039	236,3	15:25'27.862
7	26.940	22.764	27.090	22.134	1'38.928	237,4	15:27'07.973	7	27.034	22.768	27.043	22.038	1'38.883	236,3	15:27'06.745
8	27.161	22.825	27.043	22.107	1'39.136	235,3	15:28'47.109	8	27.088	22.704	27.080	22.071	1'38.943	235,3	15:28'45.688
9	27.007	22.680	27.071	22.057	1'38.815	234,8	15:30'25.924	9	27.236	22.696	27.135	22.031	1'39.098	234,8	15:30'24.786
10	26.961	22.743	27.055	22.028	1'38.787	236,3	15:32'04.711	10	27.605	22.776	27.107	21.935	1'39.423	237,4	15:32'04.209
11	26.890	22.678	27.019	22.007	1'38.594	236,8	15:33'43.305	11	27.071	22.629	27.068	22.030	1'38.798	237,4	15:33'43.007
12	27.055	22.624	27.063	22.019	1'38.761	236,8	15:35'22.066	12	27.264	22.856	27.114	22.021	1'39.255	236,8	15:35'22.262
13	26.978	22.817	27.110	22.153	1'39.058	237,4	15:37'01.124	13	27.248	22.656	27.037	22.068	1'39.009	236,8	15:37'01.271
14	26.984	22.846	27.236	22.091	1'39.157	235,8	15:38'40.281	14	27.143	22.694	27.297	22.074	1'39.208	237,9	15:38'40.479
15	27.063	22.708	27.159	22.087	1'39.017	235,8	15:40'19.298	15	27.077	22.617	26.972	22.177	1'38.843	236,8	15:40'19.322
16	26.981	22.864	27.102	22.052	1'38.999	235,3	15:41'58.297	16	27.228	22.680	27.354	22.129	1'39.391	238,4	15:41'58.713
17	27.010	22.814	27.136	22.122	1'39.082	234,3	15:43'37.379	17	27.271	22.616	27.069	22.028	1'38.984	238,4	15:43'37.697
18	27.020	22.683	27.213	22.288	1'39.204	234,8	15:45'16.583	18	27.765	22.603	27.098	22.170	1'39.636	236,8	15:45'17.333
Race Time 29'50.511								Race Time 29'51.261							

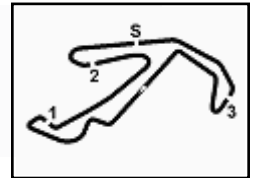
9° 66 N. TUULI [1'38.714]								12° 29 N. SPINELLI [1'38.720]							
Lap	Seg1	Seg2	Seg3	Seg4	Lap Time	km/h	Local Time	Lap	Seg1	Seg2	Seg3	Seg4	Lap Time	km/h	Local Time
1		23.103	27.092	22.637	1'46.107	238,9	15:17'12.179	1		23.613	27.185	22.093	1'47.047	235,3	15:17'13.119
2	28.048	23.185	27.028	22.074	1'40.335	236,8	15:18'52.514	2	27.541	22.992	27.015	22.113	1'39.661	235,3	15:18'52.780
3	27.225	22.738	27.106	22.143	1'39.212	235,3	15:20'31.726	3	27.187	22.762	27.047	22.172	1'39.168	235,3	15:20'31.948
4	27.129	22.703	26.865	22.136	1'38.833	236,3	15:22'10.559	4	27.131	22.970	27.065	22.129	1'39.295	236,3	15:22'11.243
5	27.179	22.758	27.058	22.148	1'39.143	234,3	15:23'49.702	5	27.078	22.740	27.033	22.133	1'38.984	235,8	15:23'50.227
6	27.950	22.811	27.104	22.072	1'39.937	238,4	15:25'29.639	6	27.264	22.771	27.096	22.060	1'39.191	234,3	15:25'29.418
7	27.112	22.645	26.956	22.035	1'38.748	237,9	15:27'08.387	7	27.060	22.642	26.952	22.088	1'38.742	234,8	15:27'08.160
8	27.259	22.841	27.163	22.028	1'39.291	242,2	15:28'47.678	8	27.278	22.892	27.081	22.148	1'39.399	236,3	15:28'47.559
9	27.163	22.717	26.977	22.078	1'38.935	238,9	15:30'26.613	9	27.065	22.657	27.020	21.978	1'38.720	235,8	15:30'26.279
10	27.126	22.656	27.041	22.057	1'38.880	238,4	15:32'05.493	10	27.083	22.778	27.096	21.970	1'38.927	234,8	15:32'05.206
11	27.074	22.672	27.022	21.976	1'38.744	236,3	15:33'44.237	11	27.196	22.958	27.140	21.984	1'39.278	234,3	15:33'44.484
12	27.054	22.637	26.975	22.048	1'38.714	237,4	15:35'22.951	12	27.186	22.743	27.103	22.075	1'39.107	233,8	15:35'23.591
13	27.109	22.739	26.996	22.202	1'39.046	240,0	15:37'01.997	13	27.137	22.766	27.160	22.138	1'39.201	233,8	15:37'02.792
14	27.123	22.580	27.001	22.097	1'38.801	237,4	15:38'40.798	14	27.272	22.783	27.170	22.129	1'39.354	234,3	15:38'42.146
15	27.039	22.565	27.080	22.103	1'38.787	238,4	15:40'19.585	15	27.219	22.822	27.078	22.169	1'39.288	233,3	15:40'21.434
16	27.129	22.607	27.198	22.153	1'39.087	238,9	15:41'58.672	16	27.226	22.764	27.153	22.180	1'39.323	232,8	15:42'00.757
17	27.141	22.642	27.026	22.133	1'38.942	235,8	15:43'37.614	17	27.319	22.898	27.232	22.357	1'39.806	231,8	15:43'40.563
18	27.037	22.586	26.997	22.450	1'39.070	237,9	15:45'16.684	18	27.410	22.984	27.394	22.338	1'40.126	231,8	15:45'20.689
Race Time 29'50.612								Race Time 29'54.617							

03/06/2023 P = Pits In/Out - C = Lap Time Cancelled

These data/results cannot be reproduced, stored and/or transmitted in whole or in part by any manner of electronic, mechanical, photocopying, recording, broadcasting or otherwise now known or herein after developed without the previous express consent by the copyright owner, except for reproduction in daily press and regular printed publications on sale to the public within 60 days of the event related to those data/results and always provided that copyright symbol appears together as follows below.

© DORNA WSBK ORGANIZATION Srl 2023





Pirelli Emilia-Romagna Round, 2-4 June 2023
Chronological Analysis Race 1

Misano Circuit Sic 58 4.226 m

Start at 15:15'26.072

3 / 5

13° 32 O. BAYLISS [1'39.024]								16° 71 T. EDWARDS [1'39.818]							
Lap	Seg1	Seg2	Seg3	Seg4	Lap Time	km/h	Local Time	Lap	Seg1	Seg2	Seg3	Seg4	Lap Time	km/h	Local Time
1			27.434	22.179	1'46.373	239,5	15:17'12.445	1		23.446	28.110	22.267	1'49.058	236,3	15:17'15.130
2	28.053	23.299	27.260	22.275	1'40.887	239,5	15:18'53.332	2	27.850	23.105	27.587	22.350	1'40.892	237,4	15:18'56.022
3	27.229	22.794	27.275	21.983	1'39.281	234,8	15:20'32.613	3	27.483	23.050	27.446	22.228	1'40.207	238,4	15:20'36.229
4	26.996	22.992	27.055	22.046	1'39.089	234,8	15:22'11.702	4	27.598	22.986	27.513	22.249	1'40.346	238,4	15:22'16.575
5	27.236	22.979	27.075	23.275	1'40.565	234,3	15:23'52.267	5	27.735	23.036	27.579	22.462	1'40.812	236,8	15:23'57.387
6	27.804	22.984	27.249	22.027	1'40.064	234,3	15:25'32.331	6	27.532	22.914	27.826	22.380	1'40.652	237,9	15:25'30.039
7	27.205	22.739	27.613	22.005	1'39.562	234,8	15:27'11.893	7	27.670	23.001	27.575	22.256	1'40.502	236,8	15:27'18.541
8	27.076	22.740	27.308	21.900	1'39.024	231,8	15:28'50.917	8	27.455	22.799	27.307	22.257	1'39.818	238,9	15:28'58.359
9	27.141	22.744	27.250	21.897	1'39.032	232,3	15:30'29.949	9	27.479	22.839	27.433	22.225	1'39.976	237,4	15:30'38.335
10	27.122	22.670	27.307	22.089	1'39.188	234,8	15:32'09.137	10	27.483	22.875	27.434	22.358	1'40.150	238,9	15:32'18.485
11	27.225	22.820	27.365	22.021	1'39.431	230,8	15:33'48.568	11	27.601	23.016	27.599	22.454	1'40.670	237,4	15:33'59.155
12	27.159	22.707	27.331	21.955	1'39.152	232,8	15:35'27.720	12	27.586	22.931	27.471	22.286	1'40.274	236,8	15:35'39.429
13	27.269	22.741	27.237	21.928	1'39.175	233,8	15:37'06.895	13	27.552	22.963	27.609	22.403	1'40.527	233,8	15:37'19.956
14	28.140	22.793	27.296	22.006	1'40.235	231,3	15:38'47.130	14	27.645	23.119	27.603	22.652	1'41.019	236,3	15:39'00.975
15	27.283	22.841	27.307	21.942	1'39.373	233,3	15:40'26.503	15	27.683	23.083	27.531	22.365	1'40.662	237,4	15:40'41.637
16	27.334	22.715	27.269	21.925	1'39.243	233,8	15:42'05.746	16	27.650	22.981	27.608	22.423	1'40.662	240,0	15:42'22.299
17	27.170	22.720	27.297	21.888	1'39.075	231,3	15:43'44.821	17	27.655	22.846	27.630	22.339	1'40.470	237,9	15:44'02.769
18	27.266	22.795	27.468	22.019	1'39.548	233,3	15:45'24.369	18	27.896	22.831	27.685	22.257	1'40.669	232,8	15:45'43.438
Race Time 29'58.297								Race Time 30'17.366							

14° 19 A. MANTOVANI [1'39.357]								17° 86 J. GIMBERT [1'40.025]							
Lap	Seg1	Seg2	Seg3	Seg4	Lap Time	km/h	Local Time	Lap	Seg1	Seg2	Seg3	Seg4	Lap Time	km/h	Local Time
1		23.427	27.668	22.442	1'47.480	234,3	15:17'13.552	1		23.568	27.946	22.265	1'48.835	241,1	15:17'14.907
2	27.431	23.442	27.320	22.187	1'40.380	236,8	15:18'53.932	2	27.812	22.985	27.528	22.362	1'40.687	239,5	15:18'55.594
3	27.224	23.024	27.408	22.040	1'39.696	235,8	15:20'33.628	3	27.401	22.948	27.382	22.294	1'40.025	234,3	15:20'35.619
4	27.172	23.107	27.579	22.113	1'39.971	233,3	15:22'13.599	4	27.604	23.070	27.412	22.527	1'40.613	233,8	15:22'16.232
5	27.327	22.921	27.431	22.189	1'39.868	233,3	15:23'53.467	5	27.552	23.113	27.620	22.294	1'40.579	233,8	15:23'56.811
6	27.158	22.910	27.325	22.062	1'39.455	234,8	15:25'32.922	6	27.401	23.079	28.161	22.318	1'40.959	232,8	15:25'37.770
7	27.125	22.929	27.396	22.201	1'39.651	233,8	15:27'12.573	7	27.483	22.989	27.530	22.229	1'40.231	236,3	15:27'18.001
8	27.150	23.014	27.319	22.019	1'39.502	233,3	15:28'52.075	8	27.439	22.913	27.305	22.404	1'40.061	235,8	15:28'58.062
9	27.084	22.937	27.302	22.034	1'39.357	233,3	15:30'31.432	9	27.516	22.866	27.359	22.297	1'40.038	236,8	15:30'38.100
10	27.196	22.877	27.396	22.054	1'39.523	232,3	15:32'10.955	10	27.468	22.901	27.419	22.426	1'40.214	235,8	15:32'18.314
11	27.173	22.904	27.401	22.045	1'39.523	232,8	15:33'50.478	11	27.579	23.032	27.617	22.424	1'40.652	237,9	15:33'58.966
12	27.178	22.982	27.411	22.149	1'39.720	232,8	15:35'30.198	12	27.573	22.975	27.430	22.347	1'40.325	236,3	15:35'39.291
13	27.232	22.866	27.318	22.129	1'39.545	232,8	15:37'09.743	13	27.502	23.010	27.577	22.383	1'40.472	237,9	15:37'19.763
14	27.124	23.055	27.417	22.131	1'39.727	232,8	15:38'49.470	14	27.642	23.125	27.623	22.629	1'41.019	237,9	15:39'00.782
15	27.220	22.834	27.308	22.076	1'39.438	232,8	15:40'28.900	15	27.693	23.061	27.471	22.566	1'40.791	237,9	15:40'41.573
16	27.198	22.897	27.456	22.061	1'39.612	232,3	15:42'08.520	16	27.511	22.999	27.609	22.472	1'40.591	237,9	15:42'22.164
17	27.136	22.840	27.465	22.025	1'39.466	231,8	15:43'47.986	17	27.625	23.115	27.775	22.490	1'41.005	239,5	15:44'03.169
18	27.178	22.852	27.443	22.121	1'39.594	232,3	15:45'27.580	18	27.601	23.063	27.725	22.457	1'40.846	237,9	15:45'44.015
Race Time 30'01.508								Race Time 30'17.943							

15° 22 F. FULIGNI [1'39.552]								18° 73 M. KOFLER [1'40.034]							
Lap	Seg1	Seg2	Seg3	Seg4	Lap Time	km/h	Local Time	Lap	Seg1	Seg2	Seg3	Seg4	Lap Time	km/h	Local Time
1		23.416	27.763	22.245	1'47.941	235,8	15:17'14.013	1		23.612	27.699	22.567	1'48.762	237,4	15:17'14.834
2	27.453	23.186	27.476	22.424	1'40.539	234,3	15:18'54.552	2	27.683	23.028	27.521	22.351	1'40.583	236,3	15:18'55.417
3	27.321	23.030	27.241	22.204	1'39.796	234,3	15:20'34.348	3	27.777	23.057	27.427	22.268	1'40.529	235,3	15:20'35.946
4	27.316	22.937	27.272	22.296	1'39.821	231,8	15:22'14.169	4	27.619	22.951	27.422	22.359	1'40.351	237,4	15:22'16.297
5	27.461	22.965	27.189	22.198	1'39.813	232,8	15:23'53.982	5	27.823	22.988	27.598	22.301	1'40.710	237,4	15:23'57.007
6	27.358	23.032	27.203	22.106	1'39.699	232,8	15:25'33.681	6	27.442	23.021	27.823	22.301	1'40.587	237,4	15:25'37.594
7	27.276	22.987	27.300	22.243	1'39.806	233,3	15:27'13.487	7	27.423	22.855	27.537	22.360	1'40.175	233,3	15:27'17.769
8	27.359	22.950	27.302	22.275	1'39.886	232,3	15:28'53.373	8	27.362	22.904	27.402	22.380	1'40.048	231,8	15:28'57.817
9	27.382	23.314	27.376	22.191	1'40.263	230,8	15:30'33.636	9	27.386	22.968	27.465	22.215	1'40.034	230,8	15:30'37.851
10	27.300	22.953	27.259	22.069	1'39.581	231,3	15:32'13.217	10	27.412	22.941	27.522	22.330	1'40.205	231,8	15:32'18.056
11	27.216	22.966	27.298	22.122	1'39.602	231,3	15:33'52.819	11	27.690	22.974	27.650	22.335	1'40.649	231,3	15:33'58.705
12	27.171	22.896	27.340	22.145	1'39.552	230,8	15:35'32.371	12	27.666	22.933	27.475	22.242	1'40.316	232,3	15:35'39.021
13	27.280	23.002	27.334	22.188	1'39.804	230,3	15:37'12.175	13	27.594	23.003	27.601	22.311	1'40.509	232,8	15:37'19.530
14	27.591	23.212	27.567	22.468	1'40.838	230,3	15:38'53.013	14	27.716	23.127	27.626	22.606	1'41.075	232,3	15:39'00.605
15	27.663	23.148	27.729	22.519	1'41.059	230,8	15:40'34.072	15	27.697	22.966	27.584	22.393	1'40.640	234,3	15:40'41.245
16	27.533	23.123	27.804	22.488	1'40.948	229,8	15:42'15.020	16	27.673	22.898	27.722	22.373	1'40.666	233,8	15:42'21.911
17	27.568	22.998	27.749	22.635	1'40.950	229,3	15:43'55.970	17	27.704	22.970	27.607	22.408	1'40.689	232,3	15:44'02.600
18	27.810	23.207	28.117	22.794	1'41.928	228,8	15:45'37.898	18	27.897	23.164	27.800	22.658	1'41.519	235,8	15:45'44.119
Race Time 30'11.826								Race Time 30'18.047							

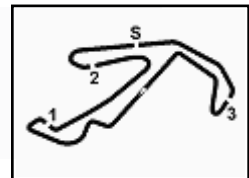
03/06/2023

P = Pits In/Dut - C = Lap Time Cancelled

These data/results cannot be reproduced, stored and/or transmitted in whole or in part by any manner of electronic, mechanical, photocopying, recording, broadcasting or otherwise now known or herein after developed without the previous express consent by the copyright owner, except for reproduction in daily press and regular printed publications on sale to the public within 60 days of the event related to those data/results and always provided that copyright symbol appears together as follows below.

© DORNA WSBK ORGANIZATION Srl 2023





Pirelli Emilia-Romagna Round, 2-4 June 2023
Chronological Analysis Race 1

Misano Circuit Sic 58 4.226 m

Start at 15:15'26.072

4 / 5

19° 17 J. MCPHEE [1'39.345]								22° 4 H. TRUELOVE [1'40.981]							
Lap	Seg1	Seg2	Seg3	Seg4	Lap Time	km/h	Local Time	Lap	Seg1	Seg2	Seg3	Seg4	Lap Time	km/h	Local Time
1		23.560	27.586	22.462	1'48.301	236,3	15:17'14.373	1		24.087	28.084	22.489	1'50.715	231,3	15:17'16.787
2	27.485	23.153	27.190	22.215	1'40.043	234,3	15:18'54.416	2	27.957	23.624	28.006	22.434	1'42.021	233,3	15:18'58.808
3	27.160	23.137	27.061	22.247	1'39.605	233,8	15:20'34.021	3	27.592	23.339	27.691	22.359	1'40.981	233,3	15:20'39.789
4	27.140	22.950	27.382	22.477	1'39.949	235,8	15:22'13.970	4	27.626	23.282	27.710	22.411	1'41.029	233,3	15:22'20.818
5	27.319	22.953	27.234	22.298	1'39.804	235,3	15:23'53.774	5	27.922	23.266	27.727	22.524	1'41.439	233,3	15:24'02.257
6	27.163	23.035	27.116	22.268	1'39.582	234,8	15:25'33.356	6	27.716	23.311	27.764	22.424	1'41.215	235,3	15:25'43.472
7	27.276	23.068	27.024	22.171	1'39.539	233,8	15:27'12.895	7	27.776	23.346	27.969	22.346	1'41.437	232,8	15:27'24.909
8	27.117	22.976	27.323	22.322	1'39.738	233,8	15:28'52.633	8	28.142	23.702	27.911	22.514	1'42.269	230,8	15:29'07.178
9	27.128	23.103	27.222	22.138	1'39.591	232,8	15:30'32.224	9	27.707	23.367	28.307	22.682	1'42.063	231,8	15:30'49.241
10	27.214	23.015	27.203	22.070	1'39.502	232,8	15:32'11.726	10	28.086	23.444	28.257	22.701	1'42.488	232,8	15:32'31.729
11	27.241	23.110	27.244	22.087	1'39.682	232,8	15:33'51.408	11	27.830	23.429	27.932	22.497	1'41.688	232,3	15:34'13.417
12	27.151	23.016	27.159	22.215	1'39.541	232,8	15:35'30.949	12	27.857	23.621	27.958	22.551	1'41.987	232,8	15:35'55.404
13	27.285	22.996	27.268	22.063	1'39.612	232,3	15:37'10.561	13	27.830	23.351	27.777	22.599	1'41.557	232,8	15:37'36.961
14	27.193	23.019	27.184	22.129	1'39.525	232,8	15:38'50.086	14	27.645	23.516	27.800	22.591	1'41.552	233,3	15:39'18.513
15	27.149	22.969	27.269	22.124	1'39.511	233,3	15:40'29.597	15	28.009	23.489	27.985	22.646	1'42.129	232,8	15:41'00.642
16	27.191	22.988	27.134	22.032	1'39.345	232,8	15:42'08.942	16	28.488	23.618	28.205	22.847	1'43.158	232,8	15:42'43.800
17	27.266	22.888	27.223	43.886	2'01.263	233,3	15:44'10.205	17	28.100	23.586	28.210	22.678	1'42.574	231,8	15:44'26.374
18	27.755	23.301	27.545	22.680	1'41.281	231,3	15:45'51.486	18	28.204	23.489	28.459	22.939	1'43.091	231,3	15:46'09.465
Race Time 30'25.414								Race Time 30'43.393							

20° 16 Y. OKAYA [1'40.280]								23° 56 R. WILAIROT [1'41.379]							
Lap	Seg1	Seg2	Seg3	Seg4	Lap Time	km/h	Local Time	Lap	Seg1	Seg2	Seg3	Seg4	Lap Time	km/h	Local Time
1		23.836	27.861	22.593	1'49.577	234,8	15:17'15.649	1		23.889	28.122	22.658	1'50.647	232,8	15:17'16.719
2	27.645	23.305	27.442	22.349	1'40.741	235,3	15:18'56.390	2	28.011	24.284	27.916	22.695	1'42.906	233,3	15:18'59.625
3	27.620	23.062	27.258	22.480	1'40.420	235,3	15:20'36.810	3	27.682	23.409	27.670	22.618	1'41.379	233,8	15:20'41.004
4	27.634	22.977	27.292	22.377	1'40.280	235,3	15:22'17.090	4	27.917	23.217	27.760	22.775	1'41.669	233,8	15:22'22.673
5	27.612	23.056	27.409	22.453	1'40.530	236,3	15:23'57.620	5	27.965	23.436	28.139	22.824	1'42.364	232,8	15:24'05.037
6	27.707	23.955	27.639	22.491	1'41.792	235,3	15:25'39.412	6	28.048	23.517	28.136	22.865	1'42.566	232,3	15:25'47.603
7	27.585	23.061	27.625	22.414	1'40.685	233,8	15:27'20.097	7	28.080	23.476	28.050	22.969	1'42.575	232,8	15:27'30.178
8	27.611	23.149	27.571	22.714	1'41.045	232,8	15:29'01.142	8	28.177	23.459	28.175	22.985	1'42.796	232,3	15:29'12.974
9	27.653	23.131	27.515	22.542	1'40.841	232,8	15:30'41.983	9	28.153	23.635	28.223	22.981	1'42.992	231,3	15:30'55.966
10	27.793	23.261	27.597	22.620	1'41.271	232,8	15:32'23.254	10	28.156	23.666	28.092	23.016	1'42.930	231,8	15:32'38.896
11	27.849	23.074	27.583	22.495	1'41.001	232,8	15:34'04.255	11	28.161	23.645	28.072	22.865	1'42.743	231,8	15:34'21.639
12	27.700	23.191	27.898	22.553	1'41.342	231,3	15:35'45.597	12	28.056	23.608	29.741	23.040	1'44.445	229,8	15:36'06.084
13	27.932	23.148	27.714	22.579	1'41.373	232,3	15:37'26.970	13	28.184	23.533	28.245	22.912	1'42.874	231,3	15:37'48.958
14	27.877	23.279	27.617	22.538	1'41.311	230,8	15:39'08.281	14	28.162	23.673	28.063	22.989	1'42.887	231,3	15:39'31.845
15	27.753	23.120	27.591	22.461	1'40.925	232,3	15:40'49.206	15	28.035	23.832	28.296	23.232	1'43.395	230,8	15:41'15.240
16	27.750	23.139	27.619	22.575	1'41.083	232,3	15:42'30.289	16	28.221	23.623	27.970	23.046	1'42.860	230,8	15:42'58.100
17	27.815	23.208	27.548	22.552	1'41.123	232,3	15:44'11.412	17	28.572	23.920	28.458	22.956	1'43.906	230,8	15:44'42.006
18	27.683	23.035	27.863	22.614	1'41.195	230,8	15:45'52.607	18	28.190	23.905	28.486	23.781	1'44.362	229,8	15:46'26.368
Race Time 30'26.555								Race Time 31'00.296							

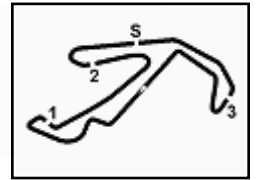
21° 7 A. NORRODIN [1'40.277]								24° 51 A. SARMOON [1'39.743]							
Lap	Seg1	Seg2	Seg3	Seg4	Lap Time	km/h	Local Time	Lap	Seg1	Seg2	Seg3	Seg4	Lap Time	km/h	Local Time
1		24.121	27.761	22.779	1'50.098	235,8	15:17'16.170	1		23.725	27.641	22.514	1'48.534	237,9	15:17'14.606
2	27.537	23.390	27.821	22.474	1'41.222	234,3	15:18'57.392	2	27.374	23.278	27.451	22.148	1'40.251	235,8	15:18'54.857
3	27.394	23.303	27.625	22.387	1'40.709	233,3	15:20'38.101	3	27.233	22.989	27.348	22.173	1'39.743	237,4	15:20'34.600
4	27.402	23.338	27.692	22.452	1'40.884	233,3	15:22'18.985	4	27.215	23.127	27.313	22.232	1'39.887	235,8	15:22'14.487
5	27.342	23.256	27.407	22.282	1'40.287	232,3	15:23'59.272	5	27.270	23.057	27.227	22.331	1'39.885	237,9	15:23'54.372
6	27.163	23.230	27.469	22.415	1'40.277	233,8	15:25'39.549	6	27.217	23.107	27.362	22.110	1'39.796	236,8	15:25'34.168
7	27.577	23.089	27.696	22.403	1'40.765	235,3	15:27'20.314	7	1'02.940	24.160	28.280	22.708	2'18.088	230,8	15:27'52.256
8	27.533	23.266	27.558	22.585	1'40.942	232,8	15:29'01.256	8	27.740	23.688	28.171	22.928	1'42.527	230,8	15:29'34.783
9	27.715	23.119	27.566	22.434	1'40.834	232,3	15:30'42.090	9	27.430	24.014	27.782	22.585	1'41.811	230,3	15:31'16.594
10	27.849	23.268	27.724	22.558	1'41.399	233,8	15:32'23.489	10	27.404	23.576	27.901	22.666	1'41.547	230,8	15:32'58.141
11	27.734	23.270	27.526	22.464	1'40.994	233,3	15:34'04.483	11	27.513	23.688	27.980	22.550	1'41.731	229,3	15:34'39.872
12	27.650	23.352	27.807	22.565	1'41.374	231,3	15:35'45.857	12	27.553	23.833	27.867	22.610	1'41.863	230,8	15:36'21.735
13	27.818	23.353	27.617	22.562	1'41.350	231,3	15:37'27.207	13	27.628	23.565	28.314	22.874	1'42.381	231,3	15:38'04.116
14	27.783	23.435	27.704	22.544	1'41.466	231,3	15:39'08.673	14	27.770	23.597	27.737	22.705	1'41.809	230,3	15:39'45.925
15	27.657	23.256	27.612	22.474	1'40.999	231,3	15:40'49.672	15	27.873	23.645	28.266	22.695	1'42.479	230,8	15:41'28.404
16	27.459	23.231	27.663	22.494	1'40.847	231,8	15:42'30.519	16	27.833	23.685	27.943	22.685	1'42.146	230,3	15:43'10.550
17	27.710	23.231	27.608	22.476	1'41.025	232,8	15:44'11.544	17	27.718	23.651	27.940	22.769	1'42.078	230,3	15:44'52.628
18	27.702	23.042	27.938	22.517	1'41.199	228,3	15:45'52.743	18	27.734	23.561	27.958	22.725	1'41.978	229,8	15:46'34.606
Race Time 30'26.671								Race Time 31'08.534							

03/06/2023 P = Pits In/Out - C = Lap Time Cancelled

These data/results cannot be reproduced, stored and/or transmitted in whole or in part by any manner of electronic, mechanical, photocopying, recording, broadcasting or otherwise now known or herein after developed without the previous express consent by the copyright owner, except for reproduction in daily press and regular printed publications on sale to the public within 60 days of the event related to those data/results and always provided that copyright symbol appears together as follows below.

© DORNA WSBK ORGANIZATION Srl 2023





Pirelli Emilia-Romagna Round, 2-4 June 2023
Chronological Analysis Race 1

Start at 15:15'26.072

RET 27 A. DIAZ [1'40.020]							
Lap	Seg.1	Seg.2	Seg.3	Seg.4	Lap Time	km/h	Local Time
1		23.768	27.888	22.411	1'49.698	238,4	15:17'15.770
2	27.743	23.207	28.032	22.261	1'41.243	237,9	15:18'57.013
3	27.572	23.119	27.789	22.258	1'40.738	233,8	15:20'37.751
4	27.514	23.187	27.806	22.296	1'40.803	233,8	15:22'18.554
5	27.441	22.941	27.583	22.194	1'40.159	235,3	15:23'58.713
6	27.184	23.064	27.597	22.175	1'40.020	234,8	15:25'38.733
7	27.439	22.922	27.720	22.251	1'40.332	235,3	15:27'19.065
8	27.389	22.871	27.562	22.241	1'40.063	233,8	15:28'59.128
9	27.423	22.899	27.513	22.207	1'40.042	233,8	15:30'39.170
10	27.451	22.979	27.701	23.217	1'41.348	233,3	15:32'20.518
11	27.633	23.146	27.678	22.876	1'41.333	232,3	15:34'01.851

Race Time 18'35.779

RET 42 M. BUSSOLOTTI [1'38.970]							
Lap	Seg.1	Seg.2	Seg.3	Seg.4	Lap Time	km/h	Local Time
1		23.647	27.261	22.402	1'47.694	231,3	15:17'13.766
2	27.383	23.220	26.998	22.474	1'40.075	231,8	15:18'53.841
3	27.072	22.944	27.040	21.914	1'38.970	231,3	15:20'32.811
4	27.028	22.967	26.979	35.069	1'52.043	232,8	15:22'24.854

Race Time 6'58.782

RET 69 T. BOOTH-AMOS [1'39.575]							
Lap	Seg.1	Seg.2	Seg.3	Seg.4	Lap Time	km/h	Local Time
1		23.405	27.463	22.205	1'47.315	240,0	15:17'13.387
2	27.390	23.239	27.224	22.303	1'40.156	236,8	15:18'53.543
3	27.227	23.271	27.062	22.015	1'39.575	235,8	15:20'33.118

Race Time 5'07.046

RET 54 B. SOFUOGLU [2'02.372]							
Lap	Seg.1	Seg.2	Seg.3	Seg.4	Lap Time	km/h	Local Time
1		23.042	27.086	22.607	1'45.901	240,0	15:17'11.973
2	28.103	41.798	29.830	22.641	2'02.372	232,3	15:19'14.345
3	27.764	22.931	27.931	36.337	1'54.963P	231,3	15:21'09.308

Race Time 5'43.236

RET 95 T. MACKENZIE							
Lap	Seg.1	Seg.2	Seg.3	Seg.4	Lap Time	km/h	Local Time
1		24.113	1'00.374	24.258	2'23.630		15:17'49.702
2	27.632	23.755	30.515	37.779	1'59.681P	224,1	15:19'49.383

Race Time 4'23.311

RET 68 L. POWER							
Lap	Seg.1	Seg.2	Seg.3	Seg.4	Lap Time	km/h	Local Time
1					3'21.228P		15:18'47.300

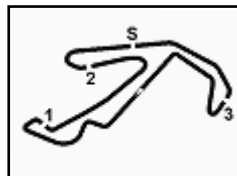
Race Time 3'21.228

03/06/2023

P = Pits In/Out - C = Lap Time Cancelled

These data/results cannot be reproduced, stored and/or transmitted in whole or in part by any manner of electronic, mechanical, photocopying, recording, broadcasting or otherwise now known or herein after developed without the previous express consent by the copyright owner, except for reproduction in daily press and regular printed publications on sale to the public within 60 days of the event related to those data/results and always provided that copyright symbol appears together as follows below.

© DORNA WSBK ORGANIZATION Srl 2023

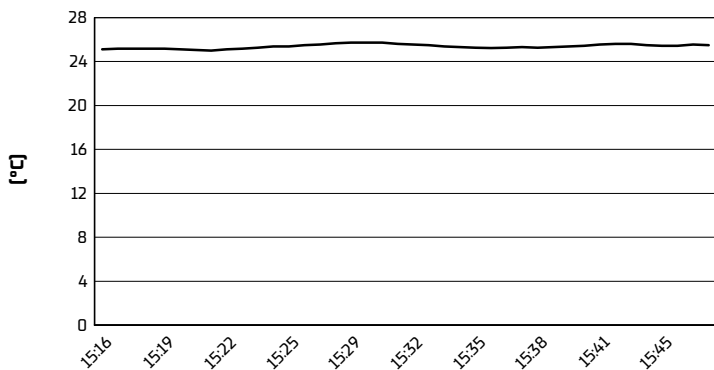


Misano Circuit Sic 58 4.226 m

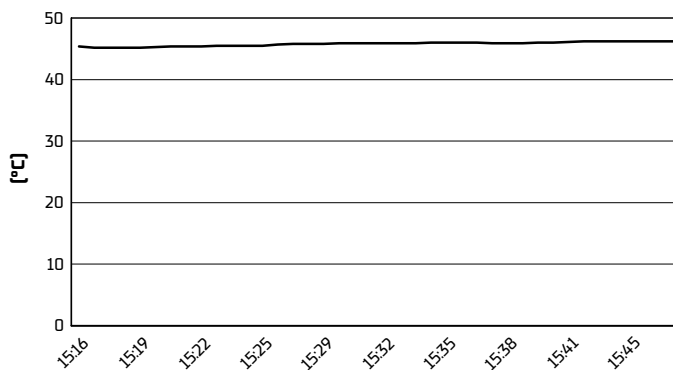
Pirelli Emilia-Romagna Round, 2-4 June 2023
Weather Report Race 1

Session started 15:16 - Session ended 15:48

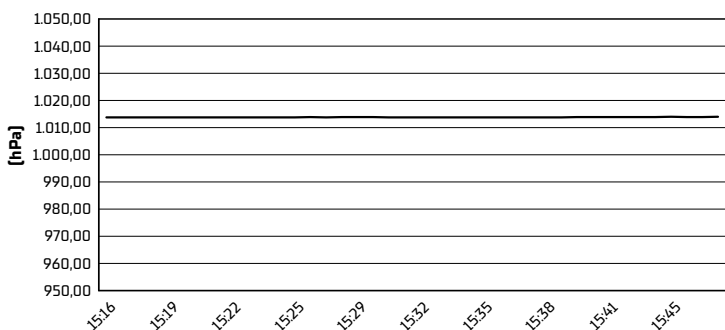
Air Temperature



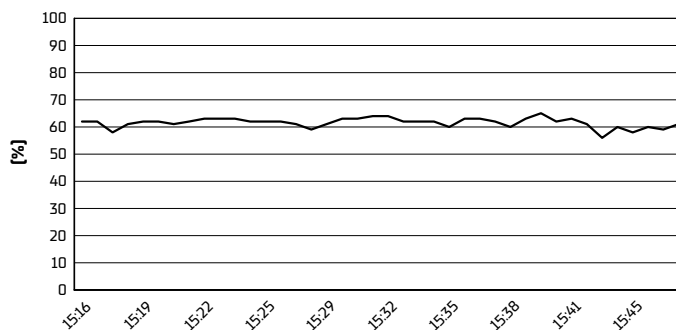
Track Temperature



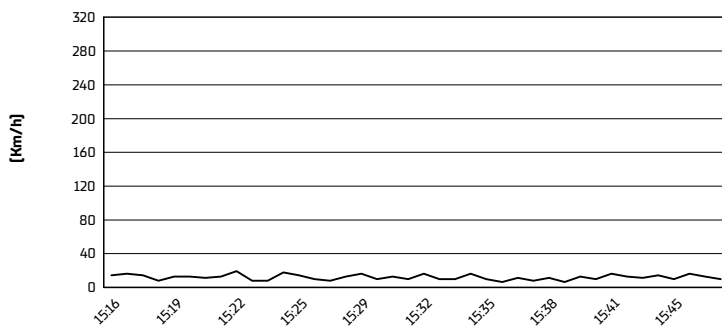
Air Pressure



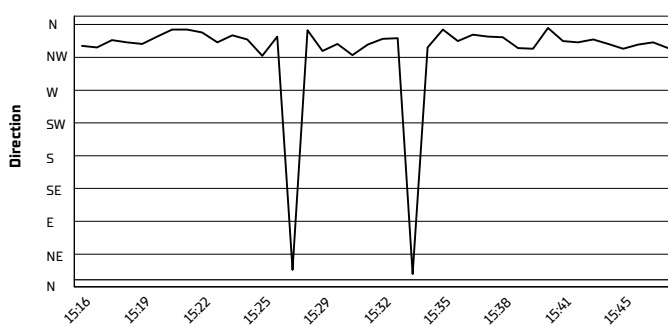
Humidity



Wind Speed



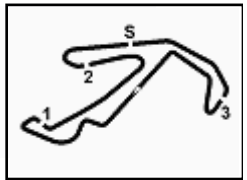
Wind Direction



03/06/2023

These data/results cannot be reproduced, stored and/or transmitted in whole or in part by any manner of electronic, mechanical, photocopying, recording, broadcasting or otherwise now known or herein after developed without the previous express consent by the copyright owner, except for reproduction in daily press and regular printed publications on sale to the public within 60 days of the event related to those data/results and always provided that copyright symbol appears together as follows below.

© DORNA WSBK ORGANIZATION Srl 2023



Misano Circuit Sic 58 4.226 m

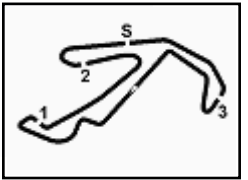
Pirelli Emilia-Romagna Round, 2-4 June 2023
Manufacturers Standings

	Points	Points From First	Points From Previous	February 26 PHILIP ISLAND		March 5 MANDALIKA		April 23 ASSEN		May 7 BARCELONA		June 4 MISANO		July 2 DONINGTON PARK		July 16 IMOLA		July 30 MOST		September 10 MAGNY-COURS		September 24 ARAGON		October 1 PORTIMAO		October 15 VILLICUM	
				1	2	1	2	1	2	1	2	1	2	1	2	1	2	1	2	1	2	1	2	1	2	1	2
1 DUCATI	205			25	25	20	25	25	25	25	10	25															
				1	1	1	1	1	1	1	1	1															
2 YAMAHA	155	50		20	20	10	20	16	20	13	16	20															
				2	2	3	2	2	2	2	2	2															
3 MV AGUSTA	137	68	18	9	13	13	11	20	13	20	25	13															
				6	4	5	4	4	4	3	3	3															
4 KAWASAKI	101	104	36	16	16	25	13	9	8	4	4	6															
				3	3	2	2	3	3	4	4	4															
5 TRIUMPH	82	123	19	13	7	16	10	4	11	6	8	7															
				4	5	4	4	5	5	5	5	5															
6 HONDA	17	188	65	11	1	2	3																				
				5	6	6	6	6	6	6	6	6															

03/06/2023 First Line: Championship Standings - Second Line: Ranking Progression

These data/results cannot be reproduced, stored and/or transmitted in whole or in part by any manner of electronic, mechanical, photocopying, recording, broadcasting or otherwise now known or herein after developed without the previous express consent by the copyright owner, except for reproduction in daily press and regular printed publications on sale to the public within 60 days of the event related to those data/results and always provided that copyright symbol appears together as follows below.

© DORNA WSBK ORGANIZATION Srl 2023



Pirelli Emilia-Romagna Round, 2-4 June 2023
Best Lap & Speed

Misano Circuit Sic 58 4.226 m

1 / 2

No.	Rider	Nat	Best Lap		FP1		FP2		SP		RC1	
			LL	SPD	LL	SPD	LL	SPD	LL	SPD	LL	SPD
1	11 N. BULEGA Ducati Panigale V2	ITA	1'36.495 72 240,0		1'38.257 21 239,4		1'37.267 22 236,8		1'36.495 11 240,0		1'38.047 18 239,4	
2	64 F. CARICASULO Ducati Panigale V2	ITA	1'37.112 66 240,5		1'38.431 21 238,9		1'38.139 18 237,8		1'37.112 9 239,4		1'37.933 18 240,5	
3	55 Y. MONTELLA Ducati Panigale V2	ITA	1'37.357 61 237,3		1'38.229 19 235,8		1'38.485 18 235,8		1'37.357 6 237,3		1'38.317 18 237,3	
4	23 M. SCHROETTER MV Agusta F3 800 RR	GER	1'37.691 62 240,0		1'38.661 18 236,8		1'38.584 17 239,4		1'37.691 9 240,0		1'38.104 18 240,0	
5	28 G. VAN STRAALEN Yamaha YZF R6	NED	1'37.720 69 240,0		1'39.029 19 236,8		1'38.536 22 237,8		1'37.720 10 239,4		1'38.541 18 240,0	
6	54 B. SOFUOGLU MV Agusta F3 800 RR	TUR	1'37.804 48 241,0		1'39.025 18 239,4		1'38.367 17 240,0		1'37.804 10 241,0		2'02.372 3 240,0	
7	14 L. MAHIAS Kawasaki ZX-6R	FRA	1'37.845 60 237,3		1'39.791 14 232,2		1'38.803 20 233,7		1'37.845 8 237,3		1'38.718 18 235,8	
8	40 S. CORSI Yamaha YZF R6	ITA	1'37.865 71 238,9		1'38.605 20 237,8		1'37.974 23 236,8		1'37.865 10 238,9		1'38.647 18 237,3	
9	9 J. NAVARRO Yamaha YZF R6	ESP	1'37.983 62 244,9		1'39.456 11 233,2		1'38.603 22 236,8		1'37.983 11 244,9		1'38.594 18 237,3	
10	66 N. TUULI Triumph Street Triple RS 765	FIN	1'37.993 62 242,1		1'39.336 19 237,3		1'38.712 15 237,3		1'37.993 10 240,5		1'38.714 18 242,1	
11	62 S. MANZI Yamaha YZF R6	ITA	1'37.995 35 239,4		1'38.701 6 236,3				1'37.995 11 238,9		1'38.009 18 239,4	
12	42 M. BUSSOLOTI Yamaha YZF R6	ITA	1'37.997 52 233,7		1'38.876 19 231,2		1'38.729 20 231,2		1'37.997 9 233,7		1'38.970 4 232,7	
13	29 N. SPINELLI Yamaha YZF R6	ITA	1'38.177 65 242,7		1'39.385 18 234,7		1'39.120 19 233,2		1'38.177 10 242,7		1'38.720 18 236,3	
14	99 A. HUERTAS Kawasaki ZX-6R	ESP	1'38.230 69 240,0		1'39.288 20 235,2		1'39.031 22 237,8		1'38.230 9 240,0		1'38.798 18 238,9	
15	32 D. BAYLISS Ducati Panigale V2	AUS	1'38.282 71 241,0		1'39.371 20 237,3		1'38.937 23 236,8		1'38.282 10 241,0		1'39.024 18 239,4	
16	3 R. DE ROSA Ducati Panigale V2	ITA	1'38.450 41 239,4		1'39.066 17 236,8		1'38.450 22 239,4		1'39.155 2 236,3			
17	19 A. MANTOVANI Yamaha YZF R6	ITA	1'38.676 68 243,7		1'39.459 21 235,8		1'39.096 19 234,2		1'38.676 10 243,7		1'39.357 18 236,8	
18	69 T. BOOTH-AMOS Kawasaki ZX-6R	GBR	1'38.913 36 240,0		1'40.008 16 232,7		1'40.018 9 232,7		1'38.913 8 238,4		1'39.575 3 240,0	
19	22 F. FULIGNI Ducati Panigale V2	ITA	1'38.938 64 235,8		1'40.418 17 231,7		1'39.643 20 234,7		1'38.938 9 234,7		1'39.552 18 235,8	
20	17 J. MCPHEE Kawasaki ZX-6R	GBR	1'38.971 54 238,4		1'41.082 13 238,4		1'39.747 16 233,7		1'38.971 7 237,3		1'39.345 18 236,3	
21	86 J. GIMBERT Yamaha YZF R6	FRA	1'39.003 64 242,7		1'41.488 18 237,8		1'40.284 18 235,8		1'39.003 10 242,7		1'40.025 18 241,0	
22	95 T. MACKENZIE Honda CBR600RR	GBR	1'39.449 38 234,2		1'41.234 16 231,7		1'40.653 14 232,2		1'39.449 8 234,2			
23	51 A. SARMOON Yamaha YZF R6	THA	1'39.637 69 238,4		1'40.563 20 233,2		1'39.819 21 236,8		1'39.637 10 238,4		1'39.743 18 237,8	
24	73 M. KOFLER Ducati Panigale V2	AUT	1'39.767 62 243,2		1'40.419 16 236,8		1'40.067 19 237,8		1'39.767 9 243,2		1'40.034 18 237,3	
25	71 T. EDWARDS Yamaha YZF R6	AUS	1'39.776 52 242,7		1'40.569 20 236,3		1'41.188 5 234,7		1'39.776 9 242,7		1'39.818 18 240,0	

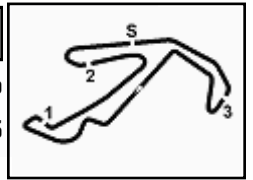
03/06/2023

These data/results cannot be reproduced, stored and/or transmitted in whole or in part by any manner of electronic, mechanical, photocopying, recording, broadcasting or otherwise now known or herein after developed without the previous express consent by the copyright owner, except for reproduction in daily press and regular printed publications on sale to the public within 60 days of the event related to those data/results and always provided that copyright symbol appears together as follows below.

© DORNA WSBK ORGANIZATION Srl 2023

FICR PERUGIA TIMING




Pirelli Emilia-Romagna Round, 2-4 June 2023
Best Lap & Speed

Misano Circuit Sic 58 4.226 m

2 / 2

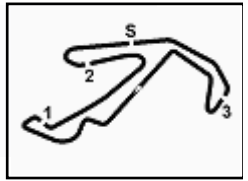
No.	Rider	Nat	Best Lap		FP1		FP2		SP		RC1							
			LL	SPD	LL	SPD	LL	SPD	LL	SPD	LL	SPD						
26	16 Y. OKAYA Kawasaki ZX-6R	JPN	1'39.900 66	243,2	1'41.662 16	234,2	1'40.416 22	232,7	1'39.900 10	243,2	1'40.280 18	236,3						
27	27 A. DIAZ Yamaha YZF R6	ESP	1'40.020 45	239,4	1'40.971 14	239,4	1'41.304 12	234,7	1'41.396 8	237,3	1'40.020 11	238,4						
28	68 L. POWER Kawasaki ZX-6R	AUS	1'40.032 28	236,8	1'41.333 13	232,2	1'41.104 7	232,2	1'40.032 8	236,8								
29	7 A. NORRODIN Honda CBR600RR	MAS	1'40.277 61	238,9	1'41.992 15	232,2	1'40.841 19	233,7	1'40.290 9	238,9	1'40.277 18	235,8						
30	4 H. TRUELOVE Triumph Street Triple RS 765	GBR	1'40.463 70	239,4	1'42.668 22	234,2	1'41.570 20	236,3	1'40.463 10	239,4	1'40.981 18	235,2						
31	56 R. WILAIROT Yamaha YZF R6	THA	1'40.735 57	239,4	1'42.557 18	233,7	1'42.281 9	233,2	1'40.735 12	239,4	1'41.379 18	233,7						
32	98 M. ABE Yamaha YZF R6	JPN	1'41.164 50	235,2	1'42.903 21	232,7	1'42.290 20	229,3	1'41.164 9	235,2								

03/06/2023

These data/results cannot be reproduced, stored and/or transmitted in whole or in part by any manner of electronic, mechanical, photocopying, recording, broadcasting or otherwise now known or herein after developed without the previous express consent by the copyright owner, except for reproduction in daily press and regular printed publications on sale to the public within 60 days of the event related to those data/results and always provided that copyright symbol appears together as follows below.

© DORNA WSBK ORGANIZATION Srl 2023

FICR PERUGIA TIMING

Misano Circuit Sic 58 4.226 m

Pirelli Emilia-Romagna Round, 2-4 June 2023
Pirelli Best Lap Award

	Points	Points From First	Points From Previous	February 26 PHILIP ISLAND	March 5 MANDALIKA	April 23 ASSEN	May 7 BARCELONA	June 4 MISANO	July 2 DONINGTON PARK	July 16 IMOLA	July 30 MOST	September 10 MAGNY-COURS	September 24 ARAGON	October 1 PORTIMAO	October 15 VILLICUM			
1 BULEGA Nicolo (ITA)	4			1		1 1	1											
2 MANZI Stefano (ITA)	2	2		1	1													
3 CARICASULO Federico (ITA)	1	3	1					1										
4 SOFUOGLU Bahattin (TUR)	1	3	0				1											
5 ONCU Can (TUR)	1	3	0		1													

03/06/2023

First Line: Championship Standings - Second Line: Ranking Progression

These data/results cannot be reproduced, stored and/or transmitted in whole or in part by any manner of electronic, mechanical, photocopying, recording, broadcasting or otherwise now known or herein after developed without the previous express consent by the copyright owner, except for reproduction in daily press and regular printed publications on sale to the public within 60 days of the event related to those data/results and always provided that copyright symbol appears together as follows below.

© DORNA WSBK ORGANIZATION Srl 2023