

**Pirelli Emilia-Romagna Round, 2-4 June 2023**  
**Chronological Analysis Race 2**

Misano Circuit Sic 58 4.226 m

Start at 12:30'26.547

1 / 5

1° 62 S. MANZI [1'37.481]								4° 64 F. CARICASULO [1'37.470]							
Lap	Seg1	Seg2	Seg3	Seg4	Lap Time	km/h	Local Time	Lap	Seg1	Seg2	Seg3	Seg4	Lap Time	km/h	Local Time
1		22.797	26.916	22.151	1'44.547	240,5	12:32'11.094	1		22.524	27.075	21.821	1'42.791	234,3	12:32'09.338
2	26.990	22.491	26.755	21.801	1'38.037	240,0	12:33'49.131	2	27.130	22.718	26.865	21.822	1'38.535	234,8	12:33'47.873
3	26.765	22.590	26.859	21.694	1'37.908	240,0	12:35'27.039	3	27.046	22.666	26.870	21.749	1'38.331	235,8	12:35'26.204
4	26.709	22.504	26.796	21.679	1'37.688	238,4	12:37'04.727	4	27.206	<b>22.292</b>	28.834	21.703	1'40.035	233,8	12:37'06.239
5	26.600	22.505	26.790	21.586	<b>1'37.481</b>	237,9	12:38'42.208	5	26.909	22.300	26.772	<b>21.587</b>	1'37.568	<b>242,7</b>	12:38'43.807
6	26.842	22.448	26.834	21.694	1'37.818	234,8	12:40'20.026	6	<b>26.813</b>	22.341	<b>26.705</b>	21.611	<b>1'37.470</b>	237,9	12:40'21.277
7	<b>26.593</b>	22.435	26.818	21.640	1'37.486	236,3	12:41'57.512	7	26.908	22.342	26.706	21.633	1'37.589	238,4	12:41'58.866
8	26.667	22.459	26.777	21.656	1'37.559	236,3	12:43'35.071	8	26.908	22.402	26.804	21.617	1'37.731	238,4	12:43'36.597
9	26.754	22.460	<b>26.725</b>	21.720	1'37.659	237,4	12:45'12.730	9	26.907	22.572	30.262	21.942	1'41.683	240,5	12:45'18.280
10	27.066	22.555	26.808	21.676	1'38.105	237,4	12:46'50.835	10	27.147	22.356	26.821	21.646	1'37.970	236,8	12:46'56.250
11	26.785	22.489	27.050	21.746	1'38.070	233,8	12:48'28.905	11	26.922	22.399	26.847	21.711	1'37.879	236,8	12:48'34.129
12	26.670	22.452	27.257	21.830	1'38.209	233,8	12:50'07.114	12	26.898	22.436	26.861	21.687	1'37.882	237,4	12:50'12.011
13	26.877	22.417	26.757	21.712	1'37.763	237,9	12:51'44.877	13	26.987	22.390	26.878	21.830	1'38.085	236,8	12:51'50.096
14	26.751	22.535	26.843	21.741	1'37.870	237,4	12:53'22.747	14	26.898	22.300	26.809	21.941	1'37.948	236,8	12:53'28.044
15	26.842	22.444	26.832	21.661	1'37.779	238,9	12:55'00.526	15	26.921	22.345	26.844	21.841	1'37.951	238,4	12:55'05.995
16	26.901	22.462	26.808	<b>21.585</b>	1'37.756	238,9	12:56'38.282	16	27.061	22.375	26.934	21.718	1'38.088	237,9	12:56'44.083
17	26.945	<b>22.415</b>	26.852	21.732	1'37.944	233,8	12:58'16.226	17	26.898	22.448	26.793	21.915	1'38.054	237,9	12:58'22.137
18	26.830	22.432	27.034	21.726	1'38.022	232,8	12:59'54.248	18	27.027	22.376	26.988	21.803	1'38.194	236,8	13:00'00.331
Race Time 29'27.701								Race Time 29'33.784							

2° 11 N. BULEGA [1'37.581]								5° 99 A. HUERTAS [1'37.997]							
Lap	Seg1	Seg2	Seg3	Seg4	Lap Time	km/h	Local Time	Lap	Seg1	Seg2	Seg3	Seg4	Lap Time	km/h	Local Time
1		22.643	26.950	21.799	1'43.013	240,5	12:32'09.560	1		22.835	26.926	22.200	1'45.221	240,5	12:32'11.768
2	27.079	22.715	26.870	21.711	1'38.375	240,5	12:33'47.935	2	27.089	22.706	26.860	21.865	1'38.520	235,8	12:33'50.288
3	27.100	22.652	26.952	21.735	1'38.439	240,5	12:35'26.374	3	26.826	22.535	26.875	21.866	1'38.102	237,4	12:35'28.390
4	26.888	22.487	26.714	21.625	1'37.714	236,3	12:37'04.088	4	26.948	22.603	26.946	21.975	1'38.472	238,4	12:37'06.862
5	<b>26.794</b>	22.358	<b>26.676</b>	21.753	<b>1'37.581</b>	235,8	12:38'41.669	5	27.008	22.642	<b>26.801</b>	<b>21.770</b>	1'38.221	237,4	12:38'45.083
6	26.859	22.433	26.797	<b>21.609</b>	1'37.698	235,8	12:40'19.367	6	26.900	22.488	26.909	21.838	1'38.135	235,8	12:40'23.218
7	26.903	22.439	26.749	21.671	1'37.762	235,8	12:41'57.129	7	26.888	22.450	27.124	21.874	1'38.336	236,3	12:42'01.554
8	26.908	22.375	26.741	21.704	1'37.728	235,8	12:43'34.857	8	<b>26.796</b>	<b>22.437</b>	27.014	21.879	1'38.126	237,4	12:43'39.680
9	26.822	<b>22.357</b>	26.739	21.724	1'37.642	236,3	12:45'12.499	9	27.328	22.603	27.271	21.915	1'39.117	235,3	12:45'18.797
10	27.091	22.510	26.832	21.704	1'38.137	236,8	12:46'50.636	10	27.019	22.488	26.972	21.849	1'38.328	238,9	12:46'57.125
11	27.227	22.468	27.036	21.741	1'38.472	240,5	12:48'29.108	11	26.988	22.491	26.923	21.842	1'38.244	240,5	12:48'35.369
12	26.937	22.365	26.733	21.786	1'37.821	240,0	12:50'06.929	12	26.894	22.470	26.911	21.820	1'38.095	238,4	12:50'13.464
13	26.874	22.368	26.766	21.709	1'37.717	236,8	12:51'44.646	13	26.827	22.450	26.866	21.862	1'38.005	235,8	12:51'51.469
14	26.873	22.506	26.722	21.729	1'37.830	237,4	12:53'22.476	14	26.799	22.450	26.904	21.844	<b>1'37.997</b>	235,8	12:53'29.466
15	26.982	22.409	26.749	21.699	1'37.839	237,4	12:55'00.315	15	26.885	22.515	26.880	21.880	1'38.160	236,3	12:55'07.626
16	26.965	22.456	26.699	21.652	1'37.772	237,4	12:56'38.087	16	26.841	22.456	26.956	21.879	1'38.132	235,3	12:56'45.758
17	26.992	22.374	26.888	21.694	1'37.948	237,9	12:58'16.035	17	26.917	22.492	26.934	21.918	1'38.261	235,8	12:58'24.019
18	27.266	22.458	26.897	21.800	1'38.421	239,5	12:59'54.456	18	27.051	22.664	27.168	22.180	1'39.063	233,8	13:00'03.082
Race Time 29'27.909								Race Time 29'36.535							

3° 23 M. SCHROETTER [1'37.524]								6° 40 S. CORSI [1'38.019]							
Lap	Seg1	Seg2	Seg3	Seg4	Lap Time	km/h	Local Time	Lap	Seg1	Seg2	Seg3	Seg4	Lap Time	km/h	Local Time
1		22.733	27.025	21.824	1'43.461	239,5	12:32'10.008	1		23.015	26.919	22.018	1'44.889	237,9	12:32'11.436
2	27.195	22.566	26.978	21.714	1'38.453	240,0	12:33'48.461	2	27.965	22.878	26.906	21.883	1'39.632	237,9	12:33'51.068
3	27.059	22.568	26.775	21.714	1'38.116	239,5	12:35'26.577	3	26.889	22.533	26.847	21.816	1'38.085	236,3	12:35'29.153
4	26.997	22.433	26.665	<b>21.641</b>	1'37.736	238,9	12:37'04.313	4	26.852	22.550	26.872	21.820	1'38.094	236,8	12:37'07.247
5	26.894	<b>22.355</b>	26.788	21.669	1'37.706	237,9	12:38'42.019	5	27.226	22.537	<b>26.807</b>	<b>21.801</b>	1'38.371	<b>241,1</b>	12:38'45.618
6	27.236	22.458	26.834	21.679	1'38.207	238,4	12:40'20.226	6	26.835	22.529	26.819	21.836	<b>1'38.019</b>	235,8	12:40'23.637
7	26.860	<b>22.355</b>	26.753	21.651	1'37.619	236,8	12:41'57.845	7	<b>26.786</b>	22.553	26.947	21.812	1'38.098	236,3	12:42'01.735
8	<b>26.765</b>	22.671	26.756	21.795	1'37.987	235,8	12:43'35.832	8	26.789	<b>22.481</b>	26.984	21.992	1'38.246	237,4	12:43'39.981
9	26.859	22.416	26.780	21.646	1'37.701	235,8	12:45'13.533	9	26.897	22.797	27.112	21.945	1'38.751	236,8	12:45'18.732
10	26.872	22.365	<b>26.635</b>	21.652	<b>1'37.524</b>	237,9	12:46'51.057	10	26.944	22.553	26.905	21.875	1'38.277	239,5	12:46'57.009
11	26.974	22.533	27.021	21.790	1'38.318	239,5	12:48'29.375	11	26.958	22.533	26.851	21.881	1'38.223	236,3	12:48'35.232
12	26.912	22.625	26.754	21.750	1'38.041	237,9	12:50'07.416	12	26.890	22.510	27.185	21.965	1'38.550	235,8	12:50'13.782
13	26.888	22.435	26.695	21.895	1'37.913	237,9	12:51'45.329	13	26.849	22.551	26.910	21.859	1'38.169	236,8	12:51'51.951
14	26.895	22.396	26.740	21.759	1'37.790	237,4	12:53'23.119	14	26.905	22.555	26.917	21.866	1'38.243	235,3	12:53'30.194
15	26.960	22.500	26.745	21.875	1'38.080	236,8	12:55'01.199	15	26.882	22.544	27.014	21.971	1'38.411	235,3	12:55'08.605
16	26.912	22.387	26.856	21.696	1'37.851	236,8	12:56'39.050	16	26.900	22.506	27.100	21.908	1'38.414	233,8	12:56'47.019
17	27.083	22.498	26.823	21.843	1'38.247	237,4	12:58'17.297	17	26.989	22.711	27.122	21.974	1'38.796	234,8	12:58'25.815
18	26.984	22.482	27.076	21.975	1'38.517	236,3	12:59'55.814	18	27.156	22.799	27.293	22.123	1'39.371	233,3	13:00'05.186
Race Time 29'29.267								Race Time 29'38.639							

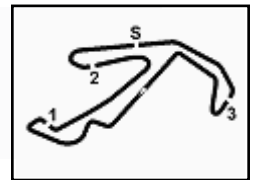
04/06/2023

P = Pits In/Dut - C = Lap Time Cancelled

These data/results cannot be reproduced, stored and/or transmitted in whole or in part by any manner of electronic, mechanical, photocopying, recording, broadcasting or otherwise now known or herein after developed without the previous express consent by the copyright owner, except for reproduction in daily press and regular printed publications on sale to the public within 60 days of the event related to those data/results and always provided that copyright symbol appears together as follows below.

© DORNA WSBK ORGANIZATION Srl 2023





**Pirelli Emilia-Romagna Round, 2-4 June 2023**  
**Chronological Analysis Race 2**

Misano Circuit Sic 58 4.226 m

Start at 12:30'26.547

2 / 5

7° 54 B. SOFUOGLU [1'37.912]								10° 66 N. TUULI [1'38.403]							
Lap	Seg1	Seg2	Seg3	Seg4	Lap Time	km/h	Local Time	Lap	Seg1	Seg2	Seg3	Seg4	Lap Time	km/h	Local Time
1		22.708	26.807	22.306	1'44.383	237,4	12:32'10.930	1		22.810	26.949	22.298	1'45.097	237,9	12:32'11.644
2	27.389	22.491	<b>26.748</b>	21.912	1'38.540	<b>241,6</b>	12:33'49.470	2	27.016	23.034	26.941	<b>21.886</b>	1'38.877	238,9	12:33'50.521
3	26.984	22.593	27.118	21.861	1'38.556	240,0	12:35'28.026	3	27.041	23.919	26.959	22.345	1'40.264	<b>239,5</b>	12:35'30.785
4	27.064	22.553	27.070	<b>21.778</b>	1'38.465	238,4	12:37'06.491	4	26.957	22.768	26.858	22.032	1'38.615	235,8	12:37'09.400
5	27.048	<b>22.316</b>	26.761	21.787	<b>1'37.912</b>	239,5	12:38'44.403	5	27.040	<b>22.626</b>	27.250	22.090	1'39.006	235,8	12:38'48.406
6	26.945	22.436	27.039	21.878	1'38.298	235,3	12:40'22.701	6	26.976	22.719	26.968	22.038	1'38.701	233,3	12:40'27.107
7	26.926	22.492	26.996	21.949	1'38.363	235,8	12:42'01.064	7	26.985	22.731	<b>26.828</b>	22.104	1'38.648	234,8	12:42'05.755
8	26.933	22.530	27.132	21.907	1'38.502	234,3	12:43'39.566	8	26.984	22.751	26.909	22.086	1'38.730	234,8	12:43'44.485
9	26.996	22.479	27.184	22.027	1'38.686	232,8	12:45'18.252	9	<b>26.902</b>	22.692	26.836	21.973	<b>1'38.403</b>	234,3	12:45'22.888
10	27.058	22.669	26.921	21.844	1'38.492	237,4	12:46'56.744	10	26.922	22.653	26.862	22.114	1'38.551	234,8	12:47'01.439
11	26.900	22.434	26.827	21.856	1'38.017	238,9	12:48'34.761	11	27.000	22.629	26.879	22.130	1'38.638	234,8	12:48'40.077
12	27.008	23.655	26.923	21.914	1'39.500	238,4	12:50'14.261	12	27.049	22.662	26.952	22.187	1'38.850	234,8	12:50'18.927
13	<b>26.894</b>	22.488	26.995	21.854	1'38.231	236,3	12:51'52.492	13	27.016	22.682	27.051	22.093	1'38.842	233,8	12:51'57.769
14	27.419	22.697	27.199	22.047	1'39.362	235,8	12:53'31.854	14	27.082	22.746	26.938	22.359	1'39.125	234,3	12:53'36.894
15	27.239	22.610	27.076	22.162	1'39.087	237,9	12:55'10.941	15	27.072	22.757	27.046	22.170	1'39.045	234,8	12:55'15.939
16	27.194	22.542	27.251	22.202	1'39.189	235,8	12:56'50.130	16	27.084	22.730	27.168	22.194	1'39.176	233,8	12:56'55.115
17	27.132	22.562	27.113	22.093	1'38.900	234,8	12:58'29.030	17	27.079	22.831	27.213	22.220	1'39.343	233,8	12:58'34.458
18	27.319	22.621	27.426	22.643	1'40.009	233,3	13:00'09.039	18	27.272	22.784	27.077	22.244	1'39.377	235,3	13:00'13.835
Race Time 29'42.492								Race Time 29'47.288							

8° 29 N. SPINELLI [1'37.877]								11° 32 O. BAYLISS [1'38.604]							
Lap	Seg1	Seg2	Seg3	Seg4	Lap Time	km/h	Local Time	Lap	Seg1	Seg2	Seg3	Seg4	Lap Time	km/h	Local Time
1		23.073	27.027	22.060	1'45.523	235,3	12:32'12.070	1		23.508	27.045	21.934	1'46.296	236,8	12:32'12.843
2	27.057	22.759	26.987	21.943	1'38.746	237,4	12:33'50.816	2	27.317	22.913	<b>26.922</b>	21.893	1'39.045	240,0	12:33'51.888
3	26.931	22.567	26.832	21.902	1'38.232	234,8	12:35'29.048	3	27.144	22.631	27.001	22.175	1'38.951	<b>242,2</b>	12:35'30.839
4	27.125	22.654	26.874	21.907	1'38.560	236,3	12:37'07.608	4	27.541	<b>22.539</b>	27.265	22.000	1'39.345	234,8	12:37'10.184
5	<b>26.701</b>	<b>22.566</b>	<b>26.753</b>	21.857	<b>1'37.877</b>	238,9	12:38'45.485	5	<b>26.887</b>	22.766	27.228	22.220	1'39.101	234,3	12:38'49.285
6	27.131	22.607	26.895	<b>21.802</b>	1'38.435	235,3	12:40'23.920	6	27.468	22.743	27.166	21.956	1'39.333	238,4	12:40'28.618
7	26.748	22.679	26.826	21.919	1'38.172	236,3	12:42'02.092	7	27.197	23.096	27.167	21.793	1'39.253	235,3	12:42'07.871
8	26.755	22.597	26.893	21.855	1'38.100	236,8	12:43'40.192	8	26.917	22.778	27.159	22.242	1'39.096	235,3	12:43'46.967
9	26.996	22.717	27.201	21.957	1'38.871	235,3	12:45'19.063	9	26.934	22.711	27.131	21.828	<b>1'38.604</b>	233,3	12:45'25.571
10	26.915	22.681	27.019	21.853	1'38.468	235,3	12:46'57.531	10	26.903	22.783	27.173	21.782	1'38.641	234,8	12:47'04.212
11	27.001	22.585	26.944	21.890	1'38.420	234,8	12:48'35.951	11	27.030	22.848	27.235	21.852	1'38.965	232,8	12:48'43.177
12	26.897	22.715	27.057	21.994	1'38.663	<b>239,5</b>	12:50'14.614	12	27.166	22.678	27.298	21.752	1'38.894	233,3	12:50'22.071
13	26.842	22.632	26.920	21.926	1'38.320	235,8	12:51'52.934	13	27.028	22.659	27.159	21.852	1'38.698	235,8	12:52'00.769
14	27.142	22.721	27.142	22.091	1'39.096	235,3	12:53'32.030	14	27.336	22.867	27.174	21.806	1'39.183	232,3	12:53'39.952
15	27.205	22.939	26.984	22.009	1'39.137	235,3	12:55'11.167	15	27.180	22.734	27.147	<b>21.732</b>	1'38.793	233,8	12:55'18.745
16	27.111	22.764	27.203	22.069	1'39.147	233,3	12:56'50.314	16	27.145	22.622	27.130	21.986	1'38.883	232,8	12:56'57.628
17	27.085	22.762	27.004	22.017	1'38.868	236,8	12:58'29.182	17	27.010	22.656	27.226	21.961	1'38.853	234,3	12:58'36.481
18	27.315	22.766	27.271	22.576	1'39.928	235,3	13:00'09.110	18	27.265	22.858	27.149	22.130	1'39.402	232,8	13:00'15.883
Race Time 29'42.563								Race Time 29'49.336							

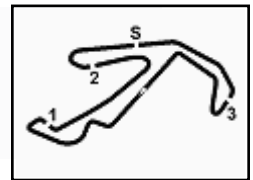
9° 14 L. MAHIAS [1'38.280]								12° 69 T. BOOTH-AMOS [1'38.803]							
Lap	Seg1	Seg2	Seg3	Seg4	Lap Time	km/h	Local Time	Lap	Seg1	Seg2	Seg3	Seg4	Lap Time	km/h	Local Time
1		22.884	26.958	22.811	1'44.786	<b>236,8</b>	12:32'11.333	1		23.416	26.919	22.163	1'46.159	235,3	12:32'12.706
2	28.340	22.904	26.838	21.904	1'39.986	<b>236,8</b>	12:33'51.319	2	27.536	23.192	<b>26.846</b>	22.001	1'39.575	<b>236,3</b>	12:33'52.281
3	26.813	<b>22.616</b>	26.889	21.962	<b>1'38.280</b>	235,3	12:35'29.599	3	26.931	22.963	27.016	22.009	1'38.919	235,8	12:35'31.200
4	26.907	22.723	<b>26.795</b>	<b>21.886</b>	1'38.311	236,3	12:37'07.910	4	27.449	23.043	26.946	21.978	1'39.416	235,8	12:37'10.616
5	27.006	22.707	27.110	22.005	1'38.828	234,3	12:38'46.738	5	27.180	22.795	27.061	21.972	1'39.008	235,3	12:38'49.624
6	26.865	22.644	26.903	21.923	1'38.335	233,8	12:40'25.073	6	27.474	22.899	27.081	21.914	1'39.368	232,3	12:40'28.992
7	26.819	22.801	26.994	21.931	1'38.545	231,8	12:42'03.618	7	27.064	23.075	27.138	21.977	1'39.254	235,3	12:42'08.246
8	26.957	22.762	26.990	21.940	1'38.649	232,8	12:43'42.267	8	<b>26.879</b>	22.810	27.065	22.312	1'39.066	234,3	12:43'47.312
9	26.849	22.731	26.975	21.915	1'38.470	233,3	12:45'20.737	9	26.932	<b>22.719</b>	27.240	<b>21.912</b>	<b>1'38.803</b>	233,8	12:45'26.115
10	27.011	22.802	26.995	21.887	1'38.695	231,8	12:46'59.432	10	26.911	22.912	27.100	21.970	1'38.893	233,3	12:47'05.008
11	<b>26.798</b>	22.796	26.968	21.941	1'38.503	232,8	12:48'37.935	11	26.967	22.994	27.075	22.044	1'39.080	234,3	12:48'44.088
12	26.909	22.776	26.891	22.096	1'38.672	233,3	12:50'16.607	12	27.039	22.843	27.076	22.099	1'39.057	234,3	12:50'23.145
13	26.948	22.763	27.043	22.027	1'38.781	232,3	12:51'55.388	13	26.899	22.927	27.080	22.086	1'38.992	233,3	12:52'02.137
14	27.060	22.825	27.082	22.020	1'38.987	231,3	12:53'34.375	14	27.007	22.861	27.103	22.145	1'39.116	232,3	12:53'41.253
15	26.895	22.805	27.007	22.028	1'38.735	232,3	12:55'13.110	15	27.036	22.909	27.064	22.025	1'39.034	233,8	12:55'20.287
16	27.071	22.730	27.193	22.114	1'39.108	230,8	12:56'52.218	16	27.062	22.886	27.166	22.137	1'39.251	232,3	12:56'59.538
17	27.055	22.884	27.166	22.033	1'39.138	231,3	12:58'31.356	17	27.357	22.960	27.250	22.260	1'39.827	231,8	12:58'39.365
18	27.279	22.983	27.465	22.275	1'40.002	232,3	13:00'11.358	18	27.168	23.138	27.418	22.520	1'40.244	230,8	13:00'19.609
Race Time 29'44.811								Race Time 29'53.062							

04/06/2023

P = Pits In/Out - C = Lap Time Cancelled

These data/results cannot be reproduced, stored and/or transmitted in whole or in part by any manner of electronic, mechanical, photocopying, recording, broadcasting or otherwise now known or herein after developed without the previous express consent by the copyright owner, except for reproduction in daily press and regular printed publications on sale to the public within 60 days of the event related to those data/results and always provided that copyright symbol appears together as follows below.

© DORNA WSBK ORGANIZATION Srl 2023



**Pirelli Emilia-Romagna Round, 2-4 June 2023**  
**Chronological Analysis Race 2**

Misano Circuit Sic 58 4.226 m

Start at 12:30'26.547

3 / 5

13° 71 T. EDWARDS (1'38.959)								16° 22 F. FULIGNI (1'39.122)							
Lap	Seg1	Seg2	Seg3	Seg4	Lap Time	km/h	Local Time	Lap	Seg1	Seg2	Seg3	Seg4	Lap Time	km/h	Local Time
1		23.173	27.357	22.133	1'47.756	235,8	12:32'14.303	1		24.378	27.451	22.229	1'48.035	<b>236,8</b>	12:32'14.582
2	<b>27.017</b>	22.907	27.211	22.044	1'39.179	238,9	12:33'53.482	2	27.203	22.880	27.265	22.042	1'39.390	234,3	12:33'53.972
3	27.225	22.793	27.279	22.065	1'39.362	237,4	12:35'32.844	3	27.142	23.070	27.205	22.077	1'39.494	234,3	12:35'33.466
4	27.432	22.634	27.214	21.961	1'39.241	234,8	12:37'12.085	4	27.442	22.842	<b>27.154</b>	22.021	1'39.459	234,8	12:37'12.925
5	27.142	22.701	27.282	22.035	1'39.160	237,4	12:38'51.245	5	27.482	22.847	27.218	22.020	1'39.567	234,8	12:38'52.492
6	27.167	22.593	27.411	21.938	1'39.109	233,3	12:40'30.354	6	27.704	22.768	27.235	22.082	1'39.789	232,8	12:40'32.281
7	27.103	22.725	27.294	<b>21.934</b>	1'39.056	237,4	12:42'09.410	7	27.377	<b>22.720</b>	27.249	22.019	1'39.365	231,3	12:42'11.646
8	27.178	<b>22.566</b>	27.265	21.950	<b>1'38.959</b>	237,4	12:43'48.369	8	27.250	22.815	27.225	22.048	1'39.338	231,3	12:43'50.984
9	27.363	22.626	27.411	21.980	1'39.380	231,8	12:45'27.749	9	27.183	22.832	27.302	22.065	1'39.382	231,8	12:45'30.366
10	27.290	22.729	27.381	21.998	1'39.398	235,8	12:47'07.147	10	27.232	22.831	27.239	22.136	1'39.438	232,3	12:47'09.804
11	27.629	22.825	27.406	22.308	1'40.168	234,8	12:48'47.315	11	27.130	22.830	27.263	22.019	1'39.242	232,3	12:48'49.046
12	27.257	22.670	<b>27.030</b>	22.176	1'39.133	239,5	12:50'26.448	12	27.231	22.787	27.254	22.083	1'39.355	232,8	12:50'28.401
13	27.398	22.743	27.182	22.417	1'39.740	238,4	12:52'06.188	13	<b>27.044</b>	22.799	27.215	22.064	<b>1'39.122</b>	232,3	12:52'07.523
14	27.300	22.882	27.328	22.016	1'39.526	239,5	12:53'45.714	14	27.158	22.927	27.263	22.140	1'39.488	231,8	12:53'47.011
15	27.405	22.818	27.250	22.032	1'39.505	235,8	12:55'25.219	15	27.161	22.753	27.172	22.037	1'39.123	233,8	12:55'26.134
16	27.282	22.786	27.247	22.069	1'39.384	236,3	12:57'04.603	16	27.249	22.760	27.170	<b>22.014</b>	1'39.193	232,8	12:57'05.327
17	27.209	22.703	27.334	22.196	1'39.442	<b>242,2</b>	12:58'44.045	17	27.125	22.786	27.161	22.111	1'39.183	234,3	12:58'44.510
18	27.260	22.925	27.610	22.037	1'39.832	<b>242,2</b>	13:00'23.877	18	27.337	22.877	27.502	22.276	1'39.992	235,3	13:00'24.502
Race Time 29'57.330								Race Time 29'57.955							

14° 42 M. BUSSOLOTI (1'39.018)								17° 51 A. SARMOON (1'39.327)							
Lap	Seg1	Seg2	Seg3	Seg4	Lap Time	km/h	Local Time	Lap	Seg1	Seg2	Seg3	Seg4	Lap Time	km/h	Local Time
1		23.336	26.883	22.079	1'45.905	233,3	12:32'12.452	1		23.245	27.168	22.110	1'46.908	237,9	12:32'13.455
2	27.314	22.970	<b>26.806</b>	22.065	1'39.155	<b>234,8</b>	12:33'51.607	2	27.152	23.112	27.283	<b>22.011</b>	1'39.558	<b>236,8</b>	12:33'53.013
3	<b>26.875</b>	22.854	27.151	22.292	1'39.172	230,8	12:35'30.779	3	27.456	23.177	27.449	22.155	1'40.237	<b>238,4</b>	12:35'33.250
4	27.408	22.853	27.102	22.064	1'39.427	231,3	12:37'10.206	4	27.238	22.847	27.298	22.206	1'39.589	235,8	12:37'12.839
5	27.111	<b>22.740</b>	27.032	22.135	<b>1'39.018</b>	234,3	12:38'49.224	5	27.133	22.948	27.269	22.117	1'39.467	235,3	12:38'52.306
6	26.982	22.839	27.193	22.162	1'39.176	228,3	12:40'28.400	6	27.252	22.974	27.340	22.298	1'39.864	233,8	12:40'32.170
7	26.962	22.819	27.172	22.096	1'39.049	228,8	12:42'07.449	7	27.214	23.115	27.322	22.102	1'39.753	236,3	12:42'11.923
8	26.982	23.000	27.370	22.429	1'39.781	227,8	12:43'47.230	8	27.184	23.013	27.186	22.089	1'39.472	235,8	12:43'51.395
9	28.663	23.057	27.903	<b>21.935</b>	1'41.558	228,3	12:45'28.788	9	<b>27.036</b>	22.962	27.242	22.313	1'39.553	235,8	12:45'30.948
10	27.044	22.895	27.115	22.005	1'39.059	229,3	12:47'07.847	10	27.212	<b>22.811</b>	<b>27.138</b>	22.166	<b>1'39.327</b>	234,8	12:47'10.275
11	27.082	22.860	27.296	22.113	1'39.351	229,3	12:48'47.198	11	27.084	22.952	27.233	22.137	1'39.406	236,8	12:48'49.681
12	26.899	22.783	27.080	22.373	1'39.135	232,3	12:50'26.333	12	27.132	22.913	27.216	22.113	1'39.374	235,8	12:50'29.055
13	26.992	22.950	27.234	22.278	1'39.454	232,3	12:52'05.787	13	27.256	23.038	27.220	22.170	1'39.684	235,3	12:52'08.739
14	27.049	23.002	27.304	22.153	1'39.508	227,8	12:53'45.295	14	27.161	22.999	27.531	22.329	1'40.020	234,3	12:53'48.759
15	26.954	22.985	27.309	22.183	1'39.431	228,8	12:55'24.726	15	27.159	23.205	27.475	22.476	1'40.315	234,8	12:55'29.074
16	27.149	22.916	27.269	22.208	1'39.542	228,3	12:57'04.268	16	27.355	23.299	27.848	22.462	1'40.964	233,3	12:57'10.038
17	26.892	23.010	27.223	22.532	1'39.657	229,3	12:58'43.925	17	27.438	23.360	27.663	22.422	1'40.883	233,3	12:58'50.921
18	27.166	23.217	27.336	22.245	1'39.964	225,5	13:00'23.889	18	27.352	23.214	27.715	22.414	1'40.695	232,3	13:00'31.616
Race Time 29'57.342								Race Time 30'05.069							

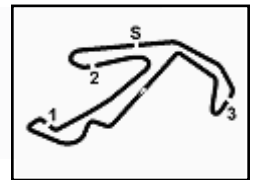
15° 19 A. MANTOVANI (1'39.013)								18° 9 J. NAVARRO (1'38.163)							
Lap	Seg1	Seg2	Seg3	Seg4	Lap Time	km/h	Local Time	Lap	Seg1	Seg2	Seg3	Seg4	Lap Time	km/h	Local Time
1		23.219	27.088	22.237	1'45.998	237,4	12:32'12.545	1		22.921	26.954	22.054	1'44.248	<b>238,4</b>	12:32'10.795
2	27.378	22.977	<b>26.924</b>	22.013	1'39.292	<b>238,4</b>	12:33'51.837	2	26.803	22.798	26.783	<b>21.913</b>	1'38.297	236,3	12:33'49.092
3	<b>27.044</b>	23.021	27.054	22.157	1'39.276	236,3	12:35'31.113	3	26.950	22.826	26.963	21.974	1'38.713	237,9	12:35'27.805
4	27.442	22.759	27.054	22.050	1'39.305	<b>238,4</b>	12:37'10.418	4	26.730	22.654	26.818	21.961	<b>1'38.163</b>	235,8	12:37'05.968
5	27.191	<b>22.697</b>	27.038	22.087	<b>1'39.013</b>	<b>238,4</b>	12:38'49.431	5	<b>26.673</b>	<b>22.576</b>	<b>26.711</b>	43.536	1'59.496	234,8	12:39'05.464
6	27.100	22.732	27.227	22.078	1'39.137	236,3	12:40'28.568	6	27.207	22.799	27.346	22.185	1'39.537	232,3	12:40'45.001
7	27.071	23.662	27.130	<b>21.963</b>	1'39.826	237,9	12:42'08.394	7	26.788	22.862	27.296	22.130	1'39.076	234,3	12:42'24.077
8	27.071	<b>22.697</b>	27.053	22.225	1'39.046	236,3	12:43'47.440	8	26.781	22.721	26.928	22.093	1'38.523	233,8	12:44'02.600
9	28.627	22.786	27.085	22.076	1'40.574	234,3	12:45'28.014	9	26.936	22.805	27.151	22.141	1'39.033	233,3	12:45'41.633
10	27.220	22.835	27.201	22.134	1'39.390	235,3	12:47'07.404	10	26.996	22.725	27.094	22.039	1'38.854	233,3	12:47'20.487
11	27.188	22.763	27.312	21.980	1'39.243	232,8	12:48'46.647	11	26.879	22.705	27.101	22.204	1'38.889	233,8	12:48'59.376
12	27.188	22.762	27.269	22.143	1'39.362	232,3	12:50'26.009	12	26.877	22.893	27.113	22.075	1'38.958	234,8	12:50'38.334
13	27.152	22.877	27.383	22.491	1'39.903	232,3	12:52'05.912	13	26.978	22.793	27.139	22.076	1'38.986	233,8	12:52'17.320
14	27.238	22.963	27.307	21.988	1'39.496	234,8	12:53'45.408	14	26.992	22.854	27.194	22.129	1'39.169	233,8	12:53'56.489
15	27.159	22.959	27.259	22.012	1'39.389	234,3	12:55'24.797	15	26.924	22.765	27.046	22.043	1'38.778	234,3	12:55'35.267
16	27.370	22.768	27.336	22.026	1'39.500	231,3	12:57'04.297	16	26.846	22.728	27.366	22.079	1'39.019	<b>238,4</b>	12:57'14.286
17	27.220	22.824	27.690	22.123	1'39.857	235,8	12:58'44.154	17	27.136	22.853	27.051	22.065	1'39.105	234,3	12:58'53.391
18	27.306	23.038	27.475	22.144	1'39.963	233,8	13:00'24.117	18	26.834	22.738	27.045	22.014	1'38.631	234,3	13:00'32.022
Race Time 29'57.570								Race Time 30'05.475							

04/06/2023 P = Pits In/Out - C = Lap Time Cancelled

These data/results cannot be reproduced, stored and/or transmitted in whole or in part by any manner of electronic, mechanical, photocopying, recording, broadcasting or otherwise now known or herein after developed without the previous express consent by the copyright owner, except for reproduction in daily press and regular printed publications on sale to the public within 60 days of the event related to those data/results and always provided that copyright symbol appears together as follows below.

© DORNA WSBK ORGANIZATION Srl 2023





**Pirelli Emilia-Romagna Round, 2-4 June 2023**  
**Chronological Analysis Race 2**

Misano Circuit Sic 58 4.226 m

Start at 12:30'26.547

4 / 5

19° 17 J. MCPHEE [1'39.618]								22° 28 G. VAN STRAALEN [1'38.554]							
Lap	Seg1	Seg2	Seg3	Seg4	Lap Time	km/h	Local Time	Lap	Seg1	Seg2	Seg3	Seg4	Lap Time	km/h	Local Time
1		24.967	27.474	22.571	1'49.158	236,3	12:32'15.705	1		22.847	27.010	21.880	1'43.711	237,4	12:32'10.258
2	27.363	23.081	27.106	22.290	1'39.840	234,3	12:33'55.545	2	27.044	22.689	<b>26.953</b>	21.868	<b>1'38.554</b>	<b>239,5</b>	12:33'48.812
3	27.169	23.013	27.496	22.372	1'40.050	<b>236,8</b>	12:35'35.595	3	26.902	22.914	26.968	21.798	1'38.582	238,9	12:35'27.394
4	27.201	23.011	27.172	22.348	1'39.732	235,8	12:37'15.327	4	26.887	<b>22.673</b>	27.346	<b>21.751</b>	1'38.657	233,8	12:37'06.051
5	27.284	22.959	27.239	22.214	1'39.696	232,3	12:38'55.023	5	46.985	24.822	30.320	22.471	2'04.598	227,8	12:39'10.649
6	27.237	22.991	27.190	<b>22.200</b>	<b>1'39.618</b>	231,3	12:40'34.641	6	27.652	23.145	27.605	22.209	1'40.611	228,3	12:40'51.260
7	27.261	23.025	27.164	22.217	1'39.667	231,3	12:42'14.308	7	27.252	23.115	27.309	22.070	1'39.746	230,8	12:42'31.006
8	27.231	22.994	27.170	22.257	1'39.652	231,8	12:43'53.960	8	26.963	22.946	27.084	22.048	1'39.041	231,8	12:44'10.047
9	27.257	23.013	27.252	22.257	1'39.779	231,3	12:45'33.739	9	26.906	23.013	27.071	21.970	1'38.960	233,8	12:45'49.007
10	27.225	23.078	27.274	22.345	1'39.922	232,8	12:47'13.661	10	27.183	23.034	27.243	22.028	1'39.488	231,3	12:47'28.495
11	27.259	22.973	27.222	22.401	1'39.855	232,8	12:48'53.516	11	26.985	22.822	27.269	22.007	1'39.083	233,8	12:49'07.578
12	<b>27.159</b>	<b>22.947</b>	27.229	22.305	1'39.640	232,8	12:50'33.156	12	26.909	22.968	27.087	22.083	1'39.047	234,3	12:50'46.625
13	27.538	22.986	27.471	22.308	1'40.303	230,3	12:52'13.459	13	<b>26.845</b>	22.878	27.210	22.200	1'39.133	235,8	12:52'25.758
14	27.237	23.013	27.178	22.431	1'39.859	234,3	12:53'53.318	14	26.855	22.894	27.031	21.998	1'38.778	234,3	12:54'04.536
15	27.772	22.983	27.380	22.364	1'40.499	231,8	12:55'33.817	15	26.868	22.847	27.009	22.011	1'38.735	234,3	12:55'43.271
16	27.385	22.996	27.325	22.303	1'40.009	231,8	12:57'13.826	16	26.939	22.789	26.990	22.035	1'38.753	234,8	12:57'22.024
17	27.267	23.503	<b>27.082</b>	22.337	1'40.189	234,3	12:58'54.015	17	27.155	22.917	27.165	22.056	1'39.293	233,8	12:59'01.317
18	27.257	23.029	27.148	22.380	1'39.814	232,3	13:00'33.829	18	27.133	22.979	27.154	22.228	1'39.494	232,8	13:00'40.811
Race Time 30'07.282								Race Time 30'14.264							

20° 86 J. GIMBERT [1'39.295]								23° 68 L. POWER [1'40.417]							
Lap	Seg1	Seg2	Seg3	Seg4	Lap Time	km/h	Local Time	Lap	Seg1	Seg2	Seg3	Seg4	Lap Time	km/h	Local Time
1		23.175	27.465	22.223	1'48.191	238,4	12:32'14.738	1		23.480	27.327	22.356	1'49.433	<b>235,3</b>	12:32'15.980
2	27.297	22.875	27.168	<b>22.117</b>	1'39.457	<b>239,5</b>	12:33'54.195	2	27.580	23.208	27.308	22.414	1'40.510	233,8	12:33'56.490
3	27.332	22.873	27.139	22.158	1'39.502	238,9	12:35'33.697	3	<b>27.448</b>	23.247	27.285	22.437	<b>1'40.417</b>	232,8	12:35'36.907
4	27.340	22.854	27.135	22.141	1'39.470	238,9	12:37'13.167	4	27.475	<b>23.190</b>	27.325	22.498	1'40.488	232,3	12:37'17.395
5	27.395	22.944	<b>27.073</b>	22.327	1'39.739	237,9	12:38'52.906	5	27.623	23.204	27.538	22.452	1'40.817	231,3	12:38'58.212
6	27.490	<b>22.783</b>	27.115	22.220	1'39.608	235,8	12:40'32.514	6	27.527	23.440	27.569	22.674	1'41.210	229,8	12:40'39.422
7	27.356	22.843	27.216	22.152	1'39.567	237,4	12:42'12.081	7	27.531	23.425	27.528	22.697	1'41.181	230,3	12:42'20.603
8	27.371	22.847	27.343	22.146	1'39.707	235,3	12:43'51.788	8	27.524	23.400	27.471	22.501	1'40.896	230,8	12:44'01.499
9	<b>27.131</b>	22.805	27.166	22.193	<b>1'39.295</b>	235,3	12:45'31.083	9	27.591	23.468	<b>27.227</b>	<b>22.340</b>	1'40.626	233,8	12:45'42.125
10	27.566	22.837	27.416	22.313	1'40.132	234,8	12:47'11.215	10	27.461	23.439	27.465	22.498	1'40.863	230,8	12:47'22.988
11	27.497	23.037	27.301	22.457	1'40.292	232,3	12:48'51.507	11	27.496	23.260	27.509	22.494	1'40.759	231,8	12:49'03.747
12	27.554	23.114	27.436	22.467	1'40.571	231,3	12:50'32.078	12	27.559	23.614	27.501	22.535	1'41.209	231,3	12:50'44.956
13	27.374	23.038	27.420	22.364	1'40.196	231,8	12:52'12.274	13	27.525	23.410	27.509	22.654	1'41.098	230,8	12:52'26.054
14	27.633	23.250	27.462	22.520	1'40.865	230,8	12:53'53.139	14	27.459	23.220	27.314	22.530	1'40.523	231,8	12:54'06.577
15	27.789	23.327	27.391	22.244	1'40.751	234,3	12:55'33.890	15	27.542	23.193	27.352	22.560	1'40.647	232,3	12:55'47.224
16	27.498	23.075	27.217	22.356	1'40.146	233,8	12:57'14.036	16	27.525	23.253	27.402	22.602	1'40.782	231,8	12:57'28.006
17	27.245	23.292	27.357	22.235	1'40.129	237,4	12:58'54.165	17	27.477	23.465	27.415	22.478	1'40.835	232,3	12:59'08.841
18	27.399	22.901	27.138	22.408	1'39.846	236,8	13:00'34.011	18	27.500	23.461	27.510	22.592	1'41.063	230,8	13:00'49.904
Race Time 30'07.464								Race Time 30'23.357							

21° 27 A. DIAZ [1'39.632]								24° 98 M. ABE [1'40.765]							
Lap	Seg1	Seg2	Seg3	Seg4	Lap Time	km/h	Local Time	Lap	Seg1	Seg2	Seg3	Seg4	Lap Time	km/h	Local Time
1		23.230	27.494	22.197	1'48.484	<b>239,5</b>	12:32'15.031	1		23.494	27.851	22.342	1'49.601	234,3	12:32'16.148
2	27.217	23.186	<b>27.474</b>	22.213	1'40.090	236,8	12:33'55.121	2	27.611	23.321	<b>27.648</b>	22.380	1'40.960	<b>235,8</b>	12:33'57.108
3	27.280	22.994	27.641	22.162	1'40.077	234,8	12:35'35.198	3	<b>27.482</b>	23.236	27.758	<b>22.289</b>	<b>1'40.765</b>	232,3	12:35'37.873
4	27.444	22.896	27.614	22.205	1'40.159	234,8	12:37'15.357	4	27.543	<b>23.225</b>	27.977	22.360	1'41.105	230,3	12:37'18.978
5	27.455	22.964	27.507	22.215	1'40.141	236,3	12:38'55.498	5	27.879	23.306	28.098	22.571	1'41.854	230,3	12:39'00.832
6	27.264	22.977	27.635	22.138	1'40.014	233,8	12:40'35.512	6	27.724	23.343	28.107	22.439	1'41.613	228,8	12:40'42.445
7	27.474	22.973	27.665	22.058	1'40.170	232,3	12:42'15.682	7	27.751	23.449	28.248	22.432	1'41.880	228,8	12:42'24.325
8	27.278	22.945	27.637	22.174	1'40.034	232,8	12:43'55.716	8	27.628	23.317	28.245	22.573	1'41.763	229,8	12:44'06.088
9	27.325	22.927	27.708	22.143	1'40.103	232,3	12:45'35.819	9	27.655	23.575	28.171	22.399	1'41.800	228,8	12:45'47.888
10	27.264	22.829	27.486	22.104	1'39.683	233,3	12:47'15.502	10	27.759	23.376	28.190	22.737	1'42.062	227,8	12:47'29.950
11	27.210	22.827	27.524	22.221	1'39.782	233,8	12:48'55.284	11	27.727	23.504	28.065	22.581	1'41.877	229,8	12:49'11.827
12	27.226	22.781	27.492	22.133	<b>1'39.632</b>	233,8	12:50'34.916	12	27.904	23.452	28.042	22.437	1'41.835	232,3	12:50'53.662
13	<b>27.180</b>	<b>22.771</b>	27.615	22.105	1'39.671	234,3	12:52'14.587	13	27.807	23.492	28.498	22.539	1'42.336	228,3	12:52'35.998
14	27.263	22.823	27.555	22.077	1'39.718	233,8	12:53'54.305	14	27.870	23.412	28.378	22.752	1'42.412	228,8	12:54'18.410
15	27.328	22.871	27.767	22.122	1'40.088	236,8	12:55'34.393	15	27.905	23.538	28.388	22.598	1'42.429	227,8	12:56'00.839
16	27.316	22.931	27.744	22.215	1'40.206	236,8	12:57'14.599	16	27.844	23.449	28.352	22.715	1'42.360	228,3	12:57'43.199
17	27.233	22.961	27.690	22.097	1'39.981	238,4	12:58'54.580	17	27.993	23.559	28.583	22.764	1'42.899	227,8	12:59'26.098
18	27.327	22.798	27.600	<b>22.054</b>	1'39.779	236,8	13:00'34.359	18	28.132	23.541	28.496	22.673	1'42.842	226,4	13:01'08.940
Race Time 30'07.812								Race Time 30'42.393							

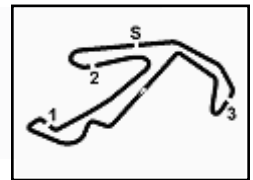
04/06/2023

P = Pits In/Dut - C = Lap Time Cancelled

These data/results cannot be reproduced, stored and/or transmitted in whole or in part by any manner of electronic, mechanical, photocopying, recording, broadcasting or otherwise now known or herein after developed without the previous express consent by the copyright owner, except for reproduction in daily press and regular printed publications on sale to the public within 60 days of the event related to those data/results and always provided that copyright symbol appears together as follows below.

© DORNA WSBK ORGANIZATION Srl 2023





**Pirelli Emilia-Romagna Round, 2-4 June 2023**  
**Chronological Analysis Race 2**

Misano Circuit Sic 58 4.226 m

Start at 12:30'26.547

5 / 5

25° 56 R. WILAIROT [1'41.306]							
Lap	Seg.1	Seg.2	Seg.3	Seg.4	Lap Time	km/h	Local Time
1		26.223	28.333	23.236	2'08.496	231,3	12:32'35.043
2	27.961	23.552	27.670	22.776	1'41.959	230,8	12:34'17.002
3	28.385	23.438	27.655	22.743	1'42.221	231,8	12:35'59.223
4	27.804	23.272	<b>27.638</b>	22.725	1'41.439	<b>232,3</b>	12:37'40.662
5	30.208	25.505	32.810	22.936	1'51.459	230,8	12:39'32.121
6	27.709	23.318	27.717	<b>22.620</b>	1'41.364	230,3	12:41'13.485
7	27.718	<b>23.147</b>	27.753	22.690	1'41.308	230,8	12:42'54.793
8	27.718	23.191	27.731	22.666	<b>1'41.306</b>	229,8	12:44'36.099
9	27.797	23.509	27.683	22.816	1'41.805	230,3	12:46'17.904
10	28.219	23.373	27.747	22.754	1'42.093	230,3	12:47'59.997
11	28.092	23.379	28.067	22.745	1'42.283	230,3	12:49'42.280
12	27.879	23.468	27.883	22.881	1'42.111	229,8	12:51'24.391
13	28.139	23.315	28.068	23.074	1'42.596	230,8	12:53'06.987
14	27.920	23.280	27.849	22.748	1'41.797	230,3	12:54'48.784
15	28.065	23.803	28.412	22.897	1'43.177	230,3	12:56'31.961
16	<b>27.615</b>	23.264	27.677	22.974	1'41.530	230,3	12:58'13.491
17	39.841	25.247	32.373	26.706	2'04.167	219,5	13:00'17.658

Race Time 29'51.111

26° 3 R. DE ROSA [1'38.627]							
Lap	Seg.1	Seg.2	Seg.3	Seg.4	Lap Time	km/h	Local Time
1		28.458	32.209	25.455	2'44.184	216,0	12:33'10.731
2	31.191	25.232	30.468	40.381	2'07.272P	220,0	12:35'18.003
3	5'59.046	24.396	28.474	22.542	7'14.458P	230,3	12:42'32.461
4	27.813	23.083	27.422	22.096	1'40.414	231,8	12:44'12.875
5	27.258	22.795	27.158	21.950	1'39.161	234,3	12:45'52.036
6	27.135	22.611	27.109	21.965	1'38.820	234,8	12:47'30.856
7	27.094	22.730	27.082	21.945	1'38.851	233,8	12:49'09.707
8	27.183	22.634	<b>27.043</b>	21.924	1'38.784	234,3	12:50'48.491
9	<b>26.984</b>	<b>22.558</b>	27.202	<b>21.883</b>	<b>1'38.627</b>	234,3	12:52'27.118
10	27.204	22.710	27.224	22.352	1'39.490	<b>237,9</b>	12:54'06.608
11	27.070	22.575	27.167	21.923	1'38.735	233,8	12:55'45.343
12	27.064	22.632	27.119	21.886	1'38.701	233,8	12:57'24.044
13	27.053	22.651	27.067	21.967	1'38.738	234,8	12:59'02.782
14	27.522	22.811	27.344	22.070	1'39.747	229,8	13:00'42.529

Race Time 30'15.982

27° 16 Y. OKAYA [1'40.415]							
Lap	Seg.1	Seg.2	Seg.3	Seg.4	Lap Time	km/h	Local Time
1		32.670	35.399	6'44.804	9'12.336P	196,7	12:39'38.883
2	48.026	24.797	28.592	22.875	2'04.290P	227,4	12:41'43.173
3	28.234	23.749	27.809	22.685	1'42.477	228,3	12:43'25.650
4	27.812	23.348	27.516	22.585	1'41.261	228,8	12:45'06.911
5	27.911	37.541	37.646	24.984	2'08.082	133,5	12:47'14.993
6	28.892	23.244	27.473	22.563	1'42.172	232,3	12:48'57.165
7	27.620	23.021	27.407	22.458	1'40.506	232,8	12:50'37.671
8	28.114	22.903	<b>27.243</b>	<b>22.371</b>	1'40.631	234,3	12:52'18.302
9	27.716	<b>22.822</b>	27.415	22.462	<b>1'40.415</b>	232,8	12:53'58.717
10	27.739	23.693	27.697	22.600	1'41.729	231,8	12:55'40.446
11	27.797	23.433	27.646	22.596	1'41.472	231,3	12:57'21.918
12	27.791	22.828	27.574	22.394	1'40.587	233,3	12:59'02.505
13	<b>27.565</b>	23.227	27.363	22.395	1'40.550	<b>234,8</b>	13:00'43.055

Race Time 30'16.508

RET 55 Y. MONTELLA [1'38.440]							
Lap	Seg.1	Seg.2	Seg.3	Seg.4	Lap Time	km/h	Local Time
1		22.971	27.338	21.859	1'43.284	232,8	12:32'09.831
2	26.983	22.695	27.021	<b>21.741</b>	<b>1'38.440</b>	234,3	12:33'48.271
3	26.956	22.979	27.843	21.928	1'39.706	235,3	12:35'27.977
4	27.229	<b>22.620</b>	27.011	21.960	1'38.820	<b>238,4</b>	12:37'06.797
5	26.882	22.961	30.524	2'14.452	3'34.819P	235,8	12:40'41.616
6	41.478	23.466	27.399	22.185	1'54.528P	228,8	12:42'36.144
7	27.097	24.180	27.568	22.045	1'40.890	225,9	12:44'17.034
8	26.906	22.716	27.008	21.927	1'38.557	231,8	12:45'55.591

04/06/2023 P = Pits In/Out - C = Lap Time Cancelled

These data/results cannot be reproduced, stored and/or transmitted in whole or in part by any manner of electronic, mechanical, photocopying, recording, broadcasting or otherwise now known or herein after developed without the previous express consent by the copyright owner, except for reproduction in daily press and regular printed publications on sale to the public within 60 days of the event related to those data/results and always provided that copyright symbol appears together as follows below.

© DORNA WSBK ORGANIZATION Srl 2023

