

## Pirelli Emilia-Romagna Round, 2-4 June 2023

### Biographical Entry List

Misano Circuit Sic 58 4.226 m

No.	Rider (Abbreviation)	Age	Date of Birth	Place of Birth	Nat	Bike Team	Wins 2023	Podiums 2023	Pole 2023	Races 2023	Tyres	Class
1	<b>3 DE ROSA Raffaele</b> [DeR]	36	25/03/1987	Napoli	ITA	<b>Ducati Panigale V2</b> Orelac Racing Verdnatura	1	19		122	Pirelli	
2	<b>4 TRUELOVE Harry</b> [Tru]	26	30/09/1996	Lincolnshire	GBR	<b>Triumph Street Triple RS 765</b> Dynavolt Triumph				10	Pirelli	
3	<b>7 NORRODIN Adam</b> [Nor]	24	13/06/1998	Malesia	MAS	<b>Honda CBR600RR</b> PETRONAS MIE Racing Honda Team				8	Pirelli	
4	<b>9 NAVARRO Jorge</b> [Nav]	27	03/02/1996	La Puebla de Valbona	ESP	<b>Yamaha YZF R6</b> Ten Kate Racing Yamaha				8	Pirelli	
5	<b>11 BULEGA Nicolo</b> [Bul]	23	16/10/1999	Montecchio Emilia	ITA	<b>Ducati Panigale V2</b> Aruba.it Racing WorldSSP Team	5	15	3	32	Pirelli	
6	<b>14 MAHIAS Lucas</b> [Mah]	34	14/04/1989	Mont de Marsan	FRA	<b>Kawasaki ZX-6R</b> Kawasaki Puccetti Racing	9	29	8	64	Pirelli	
7	<b>16 OKAYA Yuta</b> [Oka]	23	12/07/1999	Tokyo	JPN	<b>Kawasaki ZX-6R</b> ProDina Kawasaki Racing				4	Pirelli	*
8	<b>17 MCPHEE John</b> [McP]	28	14/07/1994	Oban	GBR	<b>Kawasaki ZX-6R</b> Vince64 by Puccetti Racing		1		8	Pirelli	
9	<b>19 MANTOVANI Andrea</b> [Mat]	28	30/09/1994	Ferrara	ITA	<b>Yamaha YZF R6</b> Evan Bros. WorldSSP Yamaha Team				8	Pirelli	
10	<b>22 FULIGNI Federico</b> [Ful]	28	01/06/1995	Bologna	ITA	<b>Ducati Panigale V2</b> Orelac Racing Verdnatura				64	Pirelli	*
11	<b>23 SCHROETTER Marcel</b> [Sch]	30	02/01/1993	Landsberg am Lech	GER	<b>MV Agusta F3 800 RR</b> MV Agusta Reparto Corse		3		10	Pirelli	
12	<b>27 DIAZ Alvaro</b> [Dia]	19	07/08/2003	Valencia	ESP	<b>Yamaha YZF R6</b> Arco Yart Yamaha WorldSSP				2	Pirelli	*
13	<b>28 VAN STRAALEN Glenn</b> [vSt]	22	30/09/2000	Hoogkarspel	NED	<b>Yamaha YZF R6</b> EAB Racing Team		3		61	Pirelli	
14	<b>29 SPINELLI Nicholas</b> [Spi]	21	11/06/2001	Atri	ITA	<b>Yamaha YZF R6</b> VFT Racing WEBIKE Yamaha		1		10	Pirelli	
15	<b>32 BAYLISS Oliver</b> [Bay]	19	20/09/2003	Monaco	AUS	<b>Ducati Panigale V2</b> D34G Racing				31	Pirelli	
16*	<b>40 CORSI Simone</b> [Cor]	36	24/04/1987	Roma	ITA	<b>Yamaha YZF R6</b> Altogo Racing Team				2	Pirelli	
17*	<b>42 BUSSOLOTTI Marco</b> [Bus]	33	27/05/1990	Ancona	ITA	<b>Yamaha YZF R6</b> Axon Seven Team				10	Pirelli	
18	<b>51 SARMOON Anupab</b> [Sar]	19	07/08/2003	Chiang	THA	<b>Yamaha YZF R6</b> Yamaha Thailand Racing Team				8	Pirelli	
19	<b>54 SOFUOGLU Bahattin</b> [Sof]	19	19/08/2003	Adapazari	TUR	<b>MV Agusta F3 800 RR</b> MV Agusta Reparto Corse	1	2		25	Pirelli	
20	<b>55 MONTELLA Yari</b> [Mon]	23	05/01/2000	Oliveto Citra	ITA	<b>Ducati Panigale V2</b> Barni Spark Racing Team	1	1		30	Pirelli	
21	<b>56 WILAIROT Ratthapong</b> [Wil]	30	03/12/1992	Chonburi	THA	<b>Yamaha YZF R6</b> Yamaha Thailand Racing Team				4	Pirelli	
22	<b>62 MANZI Stefano</b> [Man]	24	29/03/1999	Rimini	ITA	<b>Yamaha YZF R6</b> Ten Kate Racing Yamaha	1	9	1	33	Pirelli	
23	<b>64 CARICASULO Federico</b> [Car]	27	06/04/1996	Ravenna	ITA	<b>Ducati Panigale V2</b> Althea Racing Team	7	30	11	101	Pirelli	
24	<b>66 TUULI Niki</b> [Tuu]	27	26/11/1995	Myrskylä	FIN	<b>Triumph Street Triple RS 765</b> Dynavolt Triumph	2	10	2	69	Pirelli	
25	<b>68 POWER Luke</b> [Pow]	18	30/11/2004	Ferntree	AUS	<b>Kawasaki ZX-6R</b> Motozoo ME AIR Racing				4	Pirelli	*
26	<b>69 BOOTH-AMOS Tom</b> [Boo]	27	12/03/1996	Shropshire	GBR	<b>Kawasaki ZX-6R</b> Motozoo ME AIR Racing				24	Pirelli	*
27	<b>71 EDWARDS Tom</b> [Edw]	21	09/07/2001	Wellington	AUS	<b>Yamaha YZF R6</b> Yart-Yamaha WorldSSP Team				10	Pirelli	*
28	<b>73 KOFLER Maximilian</b> [Kof]	22	18/08/2000	Attnang-Puchheim	AUT	<b>Ducati Panigale V2</b> D34G Racing				22	Pirelli	*
29	<b>86 GIMBERT Johan</b> [Gim]	18	11/01/2005	Bagnols En Foret	FRA	<b>Yamaha YZF R6</b> GMT94 Yamaha				2	Pirelli	
30	<b>95 MACKENZIE Tarran</b> [Mac]	27	29/10/1995	Stirling	GBR	<b>Honda CBR600RR</b> PETRONAS MIE Racing Honda Team				8	Pirelli	
31	<b>98 ABE Maiki</b> [Abe]	19	17/01/2004	Tokio	JPN	<b>Yamaha YZF R6</b> VFT Racing WEBIKE Yamaha				2	Pirelli	*
32	<b>99 HUERTAS Adrian</b> [Hue]	19	21/08/2003	Madrid	ESP	<b>Kawasaki ZX-6R</b> MTM Kawasaki				27	Pirelli	

**Pirelli Emilia-Romagna Round, 2-4 June 2023**  
**Results Free Practice 1st Session**

Misano Circuit Sic 58 4.226 m

1 / 3

No.	Rider	Nat	Team	Bike	Class	Time	Gap	Rel.	Laps	Speed	
										Avg	Max
1	55 Y. MONTELLA	ITA	Barni Spark Racing Team	Ducati Panigale V2		1'38.229			19	154,879	235,8
2	11 N. BULEGA	ITA	Aruba.it Racing WorldSSP Team	Ducati Panigale V2		1'38.257	0.028	0.028	21	154,835	239,5
3	64 F. CARICASULO	ITA	Althea Racing Team	Ducati Panigale V2		1'38.431	0.202	0.174	21	154,561	238,9
4	40 S. CORSI	ITA	Altogo Racing Team	Yamaha YZF R6		1'38.605	0.376	0.174	20	154,288	237,9
5	23 M. SCHROETTER	GER	MV Agusta Reparto Corse	MV Agusta F3 800 RR		1'38.661	0.432	0.056	18	154,201	236,8
6	62 S. MANZI	ITA	Ten Kate Racing Yamaha	Yamaha YZF R6		1'38.701	0.472	0.040	6	154,138	236,3
7	42 M. BUSSOLOTTI	ITA	Axon Seven Team	Yamaha YZF R6		1'38.876	0.647	0.175	19	153,865	231,3
8	54 B. SOFUOGLU	TUR	MV Agusta Reparto Corse	MV Agusta F3 800 RR		1'39.025	0.796	0.149	18	153,634	239,5
9	28 G. VAN STRAALEN	NED	EAB Racing Team	Yamaha YZF R6		1'39.029	0.800	0.004	19	153,628	236,8
10	3 R. DE ROSA	ITA	Orelac Racing Verdatura	Ducati Panigale V2		1'39.066	0.837	0.037	17	153,570	236,8
11	99 A. HUERTAS	ESP	MTM Kawasaki	Kawasaki ZX-6R		1'39.288	1.059	0.222	20	153,227	235,3
12	66 N. TUULI	FIN	Dynavolt Triumph	Triumph Street Triple RS 765		1'39.336	1.107	0.048	19	153,153	237,4
13	32 O. BAYLISS	AUS	D34G Racing	Ducati Panigale V2		1'39.371	1.142	0.035	20	153,099	237,4
14	29 N. SPINELLI	ITA	VFT Racing WEBIKE Yamaha	Yamaha YZF R6		1'39.385	1.156	0.014	18	153,077	234,8
15	9 J. NAVARRO	ESP	Ten Kate Racing Yamaha	Yamaha YZF R6		1'39.456	1.227	0.071	11	152,968	233,3
16	19 A. MANTOVANI	ITA	Evan Bros. WorldSSP Yamaha Team	Yamaha YZF R6		1'39.459	1.230	0.003	21	152,964	235,8
17	14 L. MAHIAS	FRA	Kawasaki Puccetti Racing	Kawasaki ZX-6R		1'39.791	1.562	0.332	14	152,455	232,3
18	69 T. BOOTH-AMOS	GBR	Motozoo ME AIR Racing	Kawasaki ZX-6R	*	1'40.008	1.779	0.217	16	152,124	232,8
19	22 F. FULIGNI	ITA	Orelac Racing Verdatura	Ducati Panigale V2	*	1'40.418	2.189	0.410	17	151,503	231,8
20	73 M. KOFLER	AUT	D34G Racing	Ducati Panigale V2	*	1'40.419	2.190	0.001	16	151,501	236,8
21	51 A. SARMOON	THA	Yamaha Thailand Racing Team	Yamaha YZF R6		1'40.563	2.334	0.144	20	151,284	233,3
22	71 T. EDWARDS	AUS	Yart-Yamaha WorldSSP Team	Yamaha YZF R6	*	1'40.569	2.340	0.006	20	151,275	236,3
23	27 A. DIAZ	ESP	Arco Yart Yamaha WorldSSP	Yamaha YZF R6	*	1'40.971	2.742	0.402	14	150,673	239,5
24	17 J. MCPHEE	GBR	Vince64 by Puccetti Racing	Kawasaki ZX-6R		1'41.082	2.853	0.111	13	150,508	238,4
25	95 T. MACKENZIE	GBR	PETRONAS MIE Racing Honda Team	Honda CBR600RR		1'41.234	3.005	0.152	16	150,282	231,8
26	68 L. POWER	AUS	Motozoo ME AIR Racing	Kawasaki ZX-6R	*	1'41.333	3.104	0.099	13	150,135	232,3
27	86 J. GIMBERT	FRA	GMT94 Yamaha	Yamaha YZF R6		1'41.488	3.259	0.155	18	149,905	237,9
28	16 Y. OKAYA	JPN	ProDina Kawasaki Racing	Kawasaki ZX-6R	*	1'41.662	3.433	0.174	16	149,649	234,3
29	7 A. NORRODIN	MAS	PETRONAS MIE Racing Honda Team	Honda CBR600RR		1'41.992	3.763	0.330	15	149,165	232,3
30	56 R. WILAIROT	THA	Yamaha Thailand Racing Team	Yamaha YZF R6		1'42.557	4.328	0.565	18	148,343	233,8
31	4 H. TRUELOVE	GBR	Dynavolt Triumph	Triumph Street Triple RS 765		1'42.668	4.439	0.111	22	148,182	234,3
32	98 M. ABE	JPN	VFT Racing WEBIKE Yamaha	Yamaha YZF R6	*	1'42.903	4.674	0.235	21	147,844	232,8

Qualifying Lap Time [105% of 1'38.229]: 1'43.141

\* WorldSSP Challenge

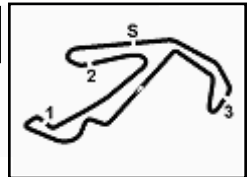
AIR	Humidity:	61%	Temp:	25°C
TRACK	Condition:	Dry	Temp:	42°C

Records	Pole	[SP]	2022	D.Aegerter	1'37.173	156,560	Km/h
	Race	[RC2]	2022	N.Bulega	1'37.671	155,760	Km/h
	All Times	[SP]	2022	D.Aegerter	1'37.173	156,560	Km/h

Start 02/06/2023 11:25 End 12:16 The results are provisional until the end of the time limit for protests and appeals and the completion of the technical checks.

These data/results cannot be reproduced, stored and/or transmitted in whole or in part by any manner of electronic, mechanical, photocopying, recording, broadcasting or otherwise now known or herein after developed without the previous express consent by the copyright owner, except for reproduction in daily press and regular printed publications on sale to the public within 60 days of the event related to those data/results and always provided that copyright symbol appears together as follows below.

© DORNA WSBK ORGANIZATION Srl 2023



**Pirelli Emilia-Romagna Round, 2-4 June 2023**  
**Results Free Practice 1st Session**

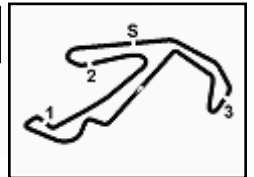
**Session Highlights**

Local Time	No. Rider	Description
11.25.00		Start
11.25.05		WorldSSP Pit Intervention Time: 1min 21secs
11.27.34	<b>51</b> A. <b>SARMOON</b>	Current Lap Cancelled - Exceeded Track Limits - Turn 1
11.29.45	<b>4</b> H. <b>TRUELOVE</b>	Current Lap Cancelled - Exceeded Track Limits - Turn 1
11.29.52	<b>73</b> M. <b>KOFLER</b>	Check Transponder
11.31.13	<b>42</b> M. <b>BUSSOLOTTI</b>	Current Lap Cancelled - Exceeded Track Limits - Turn 1
11.31.35	<b>22</b> F. <b>FULIGNI</b>	Current Lap Cancelled - Exceeded Track Limits - Turn 1
11.32.47	<b>51</b> A. <b>SARMOON</b>	Current Lap Cancelled - Exceeded Track Limits - Turn 1
11.33.04	<b>3</b> R. <b>DE ROSA</b>	Technical Problem
11.34.20	<b>54</b> B. <b>SOFUOGLU</b>	Current Lap Cancelled - Exceeded Track Limits - Turn 1
11.34.47	<b>73</b> M. <b>KOFLER</b>	Current Lap Cancelled - Exceeded Track Limits - Turn 1
11.35.03	<b>4</b> H. <b>TRUELOVE</b>	Current Lap Cancelled - Exceeded Track Limits - Turn 1
11.35.10	<b>27</b> A. <b>DIAZ</b>	Lap Cancelled [1'42.685] - Exceeded Track Limits - Turn 16
11.36.49	<b>62</b> S. <b>MANZI</b>	Crashed - Turn 2
11.36.52	<b>69</b> T. <b>BOOTH-AMOS</b>	Current Lap Cancelled - Exceeded Track Limits - Turn 2
11.37.22	<b>42</b> M. <b>BUSSOLOTTI</b>	Lap Cancelled [1'39.559] - Exceeded Track Limits - Turn 16
11.37.32	<b>42</b> M. <b>BUSSOLOTTI</b>	Lap Cancelled [1'39.559] - Exceeded Track Limits - Turn 16
11.37.49	<b>14</b> L. <b>MAHIAS</b>	Current Lap Cancelled - Exceeded Track Limits - Turn 1
11.37.51	<b>71</b> T. <b>EDWARDS</b>	Current Lap Cancelled - Exceeded Track Limits - Turn 1
11.39.24	<b>54</b> B. <b>SOFUOGLU</b>	Current Lap Cancelled - Exceeded Track Limits - Turn 1
11.39.57	<b>29</b> N. <b>SPINELLI</b>	Current Lap Cancelled - Exceeded Track Limits - Turn 1
11.39.58	<b>68</b> L. <b>POWER</b>	Current Lap Cancelled - Exceeded Track Limits - Turn 1
11.40.00	<b>17</b> J. <b>MCPHEE</b>	Current Lap Cancelled - Exceeded Track Limits - Turn 1
11.40.44	<b>42</b> M. <b>BUSSOLOTTI</b>	Lap Cancelled [1'39.559] - Exceeded Track Limits - Turn 16
11.42.00	<b>9</b> J. <b>NAVARRO</b>	Current Lap Cancelled - Exceeded Track Limits - Turn 1
11.42.10	<b>4</b> H. <b>TRUELOVE</b>	Current Lap Cancelled - Exceeded Track Limits - Turn 1
11.42.21	<b>55</b> Y. <b>MONTELLA</b>	Current Lap Cancelled - Exceeded Track Limits - Turn 1
11.42.47	<b>23</b> M. <b>SCHROETTER</b>	Lap Cancelled [1'39.331] - Exceeded Track Limits - Turn 16
11.43.00	<b>69</b> T. <b>BOOTH-AMOS</b>	Lap Cancelled [1'40.670] - Exceeded Track Limits - Turn 16
11.43.03	<b>51</b> A. <b>SARMOON</b>	Current Lap Cancelled - Exceeded Track Limits - Turn 1
11.44.17	<b>29</b> N. <b>SPINELLI</b>	Lap Cancelled [1'40.927] - Exceeded Track Limits - Turn 16
11.45.02	<b>29</b> N. <b>SPINELLI</b>	Current Lap Cancelled - Exceeded Track Limits - Turn 1
11.45.13	<b>28</b> G. <b>VAN STRAELLEN</b>	Lap Cancelled [7'41.853] - Yellow Flag - Turn 1
11.45.18	<b>4</b> H. <b>TRUELOVE</b>	Lap Cancelled [1'44.936] - Yellow Flag - Turn 1
11.45.23	<b>9</b> J. <b>NAVARRO</b>	Lap Cancelled [1'43.928] - Yellow Flag - Turn 1
11.45.28	<b>11</b> N. <b>BULEGA</b>	Lap Cancelled [1'38.594] - Yellow Flag - Turn 1
11.45.33	<b>55</b> Y. <b>MONTELLA</b>	Lap Cancelled [1'39.110] - Yellow Flag - Turn 1
11.46.14	<b>54</b> B. <b>SOFUOGLU</b>	Current Lap Cancelled - Exceeded Track Limits - Turn 1
11.47.48	<b>23</b> M. <b>SCHROETTER</b>	Current Lap Cancelled - Exceeded Track Limits - Turn 1
11.47.52	<b>99</b> A. <b>HUERTAS</b>	Current Lap Cancelled - Exceeded Track Limits - Turn 1
11.48.01	<b>22</b> F. <b>FULIGNI</b>	Check Transponder
11.48.18	<b>7</b> A. <b>NORRODIN</b>	Current Lap Cancelled - Exceeded Track Limits - Turn 1
11.51.30	<b>4</b> H. <b>TRUELOVE</b>	Current Lap Cancelled - Exceeded Track Limits - Turn 2
11.51.47	<b>7</b> A. <b>NORRODIN</b>	Current Lap Cancelled - Exceeded Track Limits - Turn 1
11.51.53	<b>99</b> A. <b>HUERTAS</b>	Lap Cancelled [8'31.187] - Yellow Flag - Turn 1
11.52.30	<b>16</b> Y. <b>OKAYA</b>	Current Lap Cancelled - Exceeded Track Limits - Turn 1
11.52.47	<b>95</b> T. <b>MACKENZIE</b>	Current Lap Cancelled - Exceeded Track Limits - Turn 1
11.52.53	<b>99</b> A. <b>HUERTAS</b>	Current Lap Cancelled - Exceeded Track Limits - Turn 1
11.53.11	<b>64</b> F. <b>CARICASULO</b>	Current Lap Cancelled - Exceeded Track Limits - Turn 1
11.54.29	<b>86</b> J. <b>GIMBERT</b>	Current Lap Cancelled - Exceeded Track Limits - Turn 1
11.55.47	<b>9</b> J. <b>NAVARRO</b>	Crashed - Turn 5
11.55.47	<b>32</b> O. <b>BAYLISS</b>	Lap Cancelled [1'39.396] - Exceeded Track Limits - Turn 16
11.58.12	<b>14</b> L. <b>MAHIAS</b>	Lap Cancelled [1'39.891] - Yellow Flag - Turn 5
11.58.49	<b>14</b> L. <b>MAHIAS</b>	Current Lap Cancelled - Exceeded Track Limits - Turn 1
12.00.03	<b>55</b> Y. <b>MONTELLA</b>	Current Lap Cancelled - Exceeded Track Limits - Turn 1
12.00.10	<b>14</b> L. <b>MAHIAS</b>	Technical Problem - Turn 8

Start 11:25 End 12:16 The results are provisional until the end of the time limit for protests and appeals and the completion of the technical checks.

These data/results cannot be reproduced, stored and/or transmitted in whole or in part by any manner of electronic, mechanical, photocopying, recording, broadcasting or otherwise now known or herein after developed without the previous express consent by the copyright owner, except for reproduction in daily press and regular printed publications on sale to the public within 60 days of the event related to those data/results and always provided that copyright symbol appears together as follows below.

© DORNA WSBK ORGANIZATION Srl 2023



**Pirelli Emilia-Romagna Round, 2-4 June 2023**  
**Results Free Practice 1st Session**

12.02.00	<b>66</b> N. <b>TUULI</b>	Lap Cancelled [1'39.771] - Exceeded Track Limits - Turn 11
12.02.14	<b>99</b> A. <b>HUERTAS</b>	Lap Cancelled [1'55.136] - Exceeded Track Limits - Turn 10
12.05.47	<b>16</b> Y. <b>OKAYA</b>	Current Lap Cancelled - Exceeded Track Limits - Turn 1
12.06.01	<b>86</b> J. <b>GIMBERT</b>	Current Lap Cancelled - Exceeded Track Limits - Turn 1
12.06.35	<b>54</b> B. <b>SOFUOGLU</b>	Current Lap Cancelled - Exceeded Track Limits - Turn 1
12.16.26		End Of Session

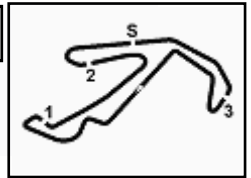
**Fastest Laps Sequence**

No.	Rider	Nat	Team	Bike	Local Time	Time	Gap	Avg
<b>99</b>	A. <b>HUERTAS</b>	ESP	MTM Kawasaki	Kawasaki ZX-6R	11:28'55.255	<b>1'41.861</b>		149,356
<b>64</b>	F. <b>CARICASULO</b>	ITA	Althea Racing Team	Ducati Panigale V2	11:29'17.432	<b>1'41.760</b>	-0.101	149,505
<b>42</b>	M. <b>BUSSOLOTTI</b>	ITA	Axon Seven Team	Yamaha YZF R6	11:29'17.596	<b>1'41.705</b>	-0.055	149,586
<b>62</b>	S. <b>MANZI</b>	ITA	Ten Kate Racing Yamaha	Yamaha YZF R6	11:29'47.736	<b>1'40.534</b>	-1.171	151,328
<b>11</b>	N. <b>BULEGA</b>	ITA	Aruba.it Racing WorldSSP Team	Ducati Panigale V2	11:30'36.289	<b>1'39.831</b>	-0.703	152,394
<b>62</b>	S. <b>MANZI</b>	ITA	Ten Kate Racing Yamaha	Yamaha YZF R6	11:31'27.052	<b>1'39.316</b>	-0.515	153,184
<b>64</b>	F. <b>CARICASULO</b>	ITA	Althea Racing Team	Ducati Panigale V2	11:32'36.640	<b>1'39.228</b>	-0.088	153,320
<b>62</b>	S. <b>MANZI</b>	ITA	Ten Kate Racing Yamaha	Yamaha YZF R6	11:33'06.036	<b>1'38.984</b>	-0.244	153,698
<b>11</b>	N. <b>BULEGA</b>	ITA	Aruba.it Racing WorldSSP Team	Ducati Panigale V2	11:33'54.710	<b>1'38.959</b>	-0.025	153,736
<b>62</b>	S. <b>MANZI</b>	ITA	Ten Kate Racing Yamaha	Yamaha YZF R6	11:34'44.737	<b>1'38.701</b>	-0.258	154,138
<b>11</b>	N. <b>BULEGA</b>	ITA	Aruba.it Racing WorldSSP Team	Ducati Panigale V2	11:37'12.241	<b>1'38.692</b>	-0.009	154,152
<b>64</b>	F. <b>CARICASULO</b>	ITA	Althea Racing Team	Ducati Panigale V2	11:40'54.093	<b>1'38.669</b>	-0.023	154,188
<b>11</b>	N. <b>BULEGA</b>	ITA	Aruba.it Racing WorldSSP Team	Ducati Panigale V2	11:42'08.210	<b>1'38.606</b>	-0.063	154,287
<b>11</b>	N. <b>BULEGA</b>	ITA	Aruba.it Racing WorldSSP Team	Ducati Panigale V2	11:47'04.098	<b>1'38.576</b>	-0.030	154,334
<b>11</b>	N. <b>BULEGA</b>	ITA	Aruba.it Racing WorldSSP Team	Ducati Panigale V2	11:48'42.355	<b>1'38.257</b>	-0.319	154,835
<b>55</b>	Y. <b>MONTELLA</b>	ITA	Barni Spark Racing Team	Ducati Panigale V2	12:09'01.361	<b>1'38.229</b>	-0.028	154,879

Start 11:25 End 12:16 The results are provisional until the end of the time limit for protests and appeals and the completion of the technical checks.

These data/results cannot be reproduced, stored and/or transmitted in whole or in part by any manner of electronic, mechanical, photocopying, recording, broadcasting or otherwise now known or herein after developed without the previous express consent by the copyright owner, except for reproduction in daily press and regular printed publications on sale to the public within 60 days of the event related to those data/results and always provided that copyright symbol appears together as follows below.

© DORNA WSBK ORGANIZATION Srl 2023



**Pirelli Emilia-Romagna Round, 2-4 June 2023**  
**Best Sectors & Speed Free Practice 1st Session**

Misano Circuit Sic 58 4.226 m

BEST LAP				
1	55	Y. MONTELLA	Ducati Panigale V2	1'38.229
2	11	N. BULEGA	Ducati Panigale V2	1'38.257
3	64	F. CARICASULO	Ducati Panigale V2	1'38.431
4	40	S. CORSI	Yamaha YZF R6	1'38.605
5	23	M. SCHROETTER	MV Agusta F3 800 RR	1'38.661
6	62	S. MANZI	Yamaha YZF R6	1'38.701
7	42	M. BUSSOLOTTI	Yamaha YZF R6	1'38.876
8	54	B. SOFUOGLU	MV Agusta F3 800 RR	1'39.025
9	28	G. VAN STRAALEN	Yamaha YZF R6	1'39.029
10	3	R. DE ROSA	Ducati Panigale V2	1'39.066
11	99	A. HUERTAS	Kawasaki ZX-6R	1'39.288
12	66	N. TUULI	Triumph Street Triple RS 765	1'39.336
13	32	D. BAYLISS	Ducati Panigale V2	1'39.371
14	29	N. SPINELLI	Yamaha YZF R6	1'39.385
15	9	J. NAVARRO	Yamaha YZF R6	1'39.456
16	19	A. MANTOVANI	Yamaha YZF R6	1'39.459
17	14	L. MAHIAS	Kawasaki ZX-6R	1'39.791
18	69	T. BOOTH-AMOS	Kawasaki ZX-6R	1'40.008
19	22	F. FULIGNI	Ducati Panigale V2	1'40.418
20	73	M. KOFLER	Ducati Panigale V2	1'40.419
21	51	A. SARMOON	Yamaha YZF R6	1'40.563
22	71	T. EDWARDS	Yamaha YZF R6	1'40.569
23	27	A. DIAZ	Yamaha YZF R6	1'40.971
24	17	J. MCPHEE	Kawasaki ZX-6R	1'41.082
25	95	T. MACKENZIE	Honda CBR600RR	1'41.234
26	68	L. POWER	Kawasaki ZX-6R	1'41.333
27	86	J. GIMBERT	Yamaha YZF R6	1'41.488
28	16	Y. OKAYA	Kawasaki ZX-6R	1'41.662
29	7	A. NORRODIN	Honda CBR600RR	1'41.992
30	56	R. WILAIROT	Yamaha YZF R6	1'42.557
31	4	H. TRUELOVE	Triumph Street Triple RS 765	1'42.668
32	98	M. ABE	Yamaha YZF R6	1'42.903

SPEED				
1	11	N. BULEGA	Ducati Panigale V2	239,5
2	54	B. SOFUOGLU	MV Agusta F3 800 RR	239,5
3	27	A. DIAZ	Yamaha YZF R6	239,5
4	64	F. CARICASULO	Ducati Panigale V2	238,9
5	17	J. MCPHEE	Kawasaki ZX-6R	238,4
6	86	J. GIMBERT	Yamaha YZF R6	237,9
7	40	S. CORSI	Yamaha YZF R6	237,9
8	66	N. TUULI	Triumph Street Triple RS 765	237,4
9	32	D. BAYLISS	Ducati Panigale V2	237,4
10	73	M. KOFLER	Ducati Panigale V2	236,8
11	23	M. SCHROETTER	MV Agusta F3 800 RR	236,8
12	28	G. VAN STRAALEN	Yamaha YZF R6	236,8
13	3	R. DE ROSA	Ducati Panigale V2	236,8
14	71	T. EDWARDS	Yamaha YZF R6	236,3
15	62	S. MANZI	Yamaha YZF R6	236,3
16	19	A. MANTOVANI	Yamaha YZF R6	235,8
17	55	Y. MONTELLA	Ducati Panigale V2	235,8
18	99	A. HUERTAS	Kawasaki ZX-6R	235,3
19	29	N. SPINELLI	Yamaha YZF R6	234,8
20	16	Y. OKAYA	Kawasaki ZX-6R	234,3
21	4	H. TRUELOVE	Triumph Street Triple RS 765	234,3
22	56	R. WILAIROT	Yamaha YZF R6	233,8
23	9	J. NAVARRO	Yamaha YZF R6	233,3
24	51	A. SARMOON	Yamaha YZF R6	233,3
25	98	M. ABE	Yamaha YZF R6	232,8
26	69	T. BOOTH-AMOS	Kawasaki ZX-6R	232,8
27	14	L. MAHIAS	Kawasaki ZX-6R	232,3
28	68	L. POWER	Kawasaki ZX-6R	232,3
29	7	A. NORRODIN	Honda CBR600RR	232,3
30	22	F. FULIGNI	Ducati Panigale V2	231,8
31	95	T. MACKENZIE	Honda CBR600RR	231,8
32	42	M. BUSSOLOTTI	Yamaha YZF R6	231,3

SEG. 1	
1	55 Y. MONTELLA 26.749
2	62 S. MANZI 26.768
3	42 M. BUSSOLOTTI 26.915
4	40 S. CORSI 26.933
5	11 N. BULEGA 26.956
6	64 F. CARICASULO 26.957
7	28 G. VAN STRAALEN 26.962
8	9 J. NAVARRO 26.984
9	29 N. SPINELLI 27.058
10	23 M. SCHROETTER 27.087
11	69 T. BOOTH-AMOS 27.100
12	99 A. HUERTAS 27.103
13	3 R. DE ROSA 27.106
14	32 D. BAYLISS 27.110
15	19 A. MANTOVANI 27.116
16	54 B. SOFUOGLU 27.117
17	66 N. TUULI 27.143
18	51 A. SARMOON 27.192
19	14 L. MAHIAS 27.317
20	22 F. FULIGNI 27.431
21	73 M. KOFLER 27.447
22	95 T. MACKENZIE 27.525
23	27 A. DIAZ 27.552
24	17 J. MCPHEE 27.571
25	71 T. EDWARDS 27.617
26	68 L. POWER 27.635
27	86 J. GIMBERT 27.692
28	7 A. NORRODIN 27.716
29	16 Y. OKAYA 27.896
30	4 H. TRUELOVE 28.013
31	56 R. WILAIROT 28.072
32	98 M. ABE 28.165

SEG. 2	
1	54 B. SOFUOGLU 22.447
2	64 F. CARICASULO 22.510
3	11 N. BULEGA 22.554
4	23 M. SCHROETTER 22.617
5	62 S. MANZI 22.626
6	55 Y. MONTELLA 22.630
7	28 G. VAN STRAALEN 22.667
8	66 N. TUULI 22.671
9	3 R. DE ROSA 22.677
10	40 S. CORSI 22.684
11	42 M. BUSSOLOTTI 22.782
12	32 D. BAYLISS 22.783
13	19 A. MANTOVANI 22.790
14	99 A. HUERTAS 22.865
15	29 N. SPINELLI 22.880
16	9 J. NAVARRO 22.905
17	71 T. EDWARDS 22.908
18	22 F. FULIGNI 22.913
19	14 L. MAHIAS 22.952
20	73 M. KOFLER 23.029
21	69 T. BOOTH-AMOS 23.159
22	51 A. SARMOON 23.170
23	27 A. DIAZ 23.188
24	17 J. MCPHEE 23.230
25	16 Y. OKAYA 23.248
26	68 L. POWER 23.259
27	86 J. GIMBERT 23.312
28	95 T. MACKENZIE 23.354
29	7 A. NORRODIN 23.400
30	98 M. ABE 23.507
31	56 R. WILAIROT 23.541
32	4 H. TRUELOVE 23.541

SEG. 3	
1	11 N. BULEGA 26.793
2	55 Y. MONTELLA 26.887
3	64 F. CARICASULO 26.972
4	54 B. SOFUOGLU 26.999
5	23 M. SCHROETTER 27.015
6	3 R. DE ROSA 27.042
7	28 G. VAN STRAALEN 27.043
8	40 S. CORSI 27.045
9	66 N. TUULI 27.127
10	99 A. HUERTAS 27.132
11	9 J. NAVARRO 27.135
12	29 N. SPINELLI 27.138
13	42 M. BUSSOLOTTI 27.145
14	32 D. BAYLISS 27.237
15	69 T. BOOTH-AMOS 27.248
16	14 L. MAHIAS 27.280
17	17 J. MCPHEE 27.333
18	62 S. MANZI 27.339
19	19 A. MANTOVANI 27.349
20	73 M. KOFLER 27.487
21	22 F. FULIGNI 27.508
22	51 A. SARMOON 27.565
23	71 T. EDWARDS 27.601
24	16 Y. OKAYA 27.615
25	95 T. MACKENZIE 27.616
26	68 L. POWER 27.656
27	27 A. DIAZ 27.672
28	86 J. GIMBERT 27.692
29	7 A. NORRODIN 27.733
30	56 R. WILAIROT 27.871
31	4 H. TRUELOVE 28.240
32	98 M. ABE 28.260

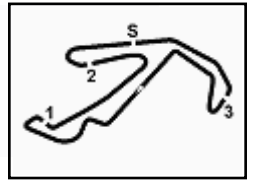
SEG. 4	
1	11 N. BULEGA 21.805
2	55 Y. MONTELLA 21.848
3	64 F. CARICASULO 21.867
4	23 M. SCHROETTER 21.899
5	40 S. CORSI 21.943
6	62 S. MANZI 21.961
7	3 R. DE ROSA 21.970
8	32 D. BAYLISS 21.987
9	28 G. VAN STRAALEN 21.994
10	19 A. MANTOVANI 21.995
11	42 M. BUSSOLOTTI 22.034
12	99 A. HUERTAS 22.057
13	14 L. MAHIAS 22.116
14	54 B. SOFUOGLU 22.128
15	66 N. TUULI 22.157
16	29 N. SPINELLI 22.185
17	69 T. BOOTH-AMOS 22.238
18	9 J. NAVARRO 22.239
19	71 T. EDWARDS 22.245
20	22 F. FULIGNI 22.315
21	73 M. KOFLER 22.369
22	86 J. GIMBERT 22.379
23	51 A. SARMOON 22.380
24	68 L. POWER 22.408
25	27 A. DIAZ 22.458
26	95 T. MACKENZIE 22.484
27	16 Y. OKAYA 22.645
28	17 J. MCPHEE 22.697
29	98 M. ABE 22.733
30	4 H. TRUELOVE 22.850
31	56 R. WILAIROT 22.857
32	7 A. NORRODIN 22.868

02/06/2023

These data/results cannot be reproduced, stored and/or transmitted in whole or in part by any manner of electronic, mechanical, photocopying, recording, broadcasting or otherwise now known or herein after developed without the previous express consent by the copyright owner, except for reproduction in daily press and regular printed publications on sale to the public within 60 days of the event related to those data/results and always provided that copyright symbol appears together as follows below.

© DORNA WSBK ORGANIZATION Srl 2023





**Pirelli Emilia-Romagna Round, 2-4 June 2023**  
**Ideal Times Free Practice 1st Session**

Misano Circuit Sic 58 4.226 m

No.	Rider	Nat	Bike	Seg. 1	Seg. 2	Seg. 3	Seg. 4	Ideal Time		
				Diff. 1	Diff. 2	Diff. 3	Diff. 4	Best Lap	Pos.	Diff.
1	<b>11 N. BULEGA</b>	ITA	Ducati Panigale V2	26.956 +0.033	22.554	<b>26.793</b> +0.116	<b>21.805</b>	<b>1'38.108</b> 1'38.257	2	0.149
2	<b>55 Y. MONTELLA</b>	ITA	Ducati Panigale V2	<b>26.749</b> +0.046	22.630 +0.012	26.887 +0.057	21.848	<b>1'38.114</b> 1'38.229	1	0.115
3	<b>64 F. CARICASULO</b>	ITA	Ducati Panigale V2	26.957 +0.067	22.510 +0.058	26.972	21.867	<b>1'38.306</b> 1'38.431	3	0.125
4	<b>40 S. CORSI</b>	ITA	Yamaha YZF R6	26.933	22.684	27.045	21.943	<b>1'38.605</b> 1'38.605	4	
5	<b>23 M. SCHROETTER</b>	GER	MV Agusta F3 800 RR	27.087	22.617 +0.043	27.015	21.899	<b>1'38.618</b> 1'38.661	5	0.043
6	<b>28 G. VAN STRAALEN</b>	NED	Yamaha YZF R6	26.962 +0.109	22.667 +0.242	27.043 +0.012	21.994	<b>1'38.666</b> 1'39.029	9	0.363
7	<b>54 B. SOFUOGLU</b>	TUR	MV Agusta F3 800 RR	27.117 +0.164	<b>22.447</b> +0.140	26.999	22.128 +0.030	<b>1'38.691</b> 1'39.025	8	0.334
8	<b>62 S. MANZI</b>	ITA	Yamaha YZF R6	26.768	22.626	27.339	21.961 +0.007	<b>1'38.694</b> 1'38.701	6	0.007
9	<b>3 R. DE ROSA</b>	ITA	Ducati Panigale V2	27.106	22.677 +0.044	27.042 +0.155	21.970 +0.072	<b>1'38.795</b> 1'39.066	10	0.271
10	<b>42 M. BUSSOLOTTI</b>	ITA	Yamaha YZF R6	26.915	22.782	27.145	22.034	<b>1'38.876</b> 1'38.876	7	
11	<b>66 N. TUULI</b>	FIN	Triumph Street Triple RS 765	27.143 +0.045	22.671	27.127 +0.012	22.157 +0.181	<b>1'39.098</b> 1'39.336	12	0.238
12	<b>32 D. BAYLISS</b>	AUS	Ducati Panigale V2	27.110 +0.107	22.783	27.237 +0.147	21.987	<b>1'39.117</b> 1'39.371	13	0.254
13	<b>99 A. HUERTAS</b>	ESP	Kawasaki ZX-6R	27.103 +0.069	22.865 +0.029	27.132	22.057 +0.033	<b>1'39.157</b> 1'39.288	11	0.131
14	<b>19 A. MANTOVANI</b>	ITA	Yamaha YZF R6	27.116 +0.164	22.790	27.349 +0.045	21.995	<b>1'39.250</b> 1'39.459	16	0.209
15	<b>29 N. SPINELLI</b>	ITA	Yamaha YZF R6	27.058	22.880 +0.068	27.138 +0.056	22.185	<b>1'39.261</b> 1'39.385	14	0.124
16	<b>9 J. NAVARRO</b>	ESP	Yamaha YZF R6	26.984	22.905	27.135	22.239 +0.193	<b>1'39.263</b> 1'39.456	15	0.193
17	<b>14 L. MAHIAS</b>	FRA	Kawasaki ZX-6R	27.317	22.952	27.280 +0.126	22.116	<b>1'39.665</b> 1'39.791	17	0.126
18	<b>69 T. BOOTH-AMOS</b>	GBR	Kawasaki ZX-6R	27.100 +0.080	23.159 +0.069	27.248 +0.081	22.238 +0.033	<b>1'39.745</b> 1'40.008	18	0.263
19	<b>22 F. FULIGNI</b>	ITA	Ducati Panigale V2	27.431 +0.010	22.913 +0.086	27.508 +0.124	22.315 +0.031	<b>1'40.167</b> 1'40.418	19	0.251
20	<b>51 A. SARMOON</b>	THA	Yamaha YZF R6	27.192 +0.153	23.170	27.565 +0.103	22.380	<b>1'40.307</b> 1'40.563	21	0.256
21	<b>73 M. KOFLER</b>	AUT	Ducati Panigale V2	27.447 +0.055	23.029 +0.015	27.487 +0.017	22.369	<b>1'40.332</b> 1'40.419	20	0.087
22	<b>71 T. EDWARDS</b>	AUS	Yamaha YZF R6	27.617 +0.079	22.908 +0.119	27.601	22.245	<b>1'40.371</b> 1'40.569	22	0.198
23	<b>17 J. MCPHEE</b>	GBR	Kawasaki ZX-6R	27.571 +0.120	23.230 +0.131	27.333	22.697	<b>1'40.831</b> 1'41.082	24	0.251
24	<b>27 A. DIAZ</b>	ESP	Yamaha YZF R6	27.552	23.188	27.672 +0.092	22.458 +0.009	<b>1'40.870</b> 1'40.971	23	0.101
25	<b>68 L. POWER</b>	AUS	Kawasaki ZX-6R	27.635 +0.100	23.259	27.656 +0.051	22.408 +0.224	<b>1'40.958</b> 1'41.333	26	0.375
26	<b>95 T. MACKENZIE</b>	GBR	Honda CBR600RR	27.525 +0.157	23.354 +0.002	27.616 +0.018	22.484 +0.078	<b>1'40.979</b> 1'41.234	25	0.255
27	<b>86 J. GIMBERT</b>	FRA	Yamaha YZF R6	27.692 +0.190	23.312 +0.045	27.692	22.379 +0.178	<b>1'41.075</b> 1'41.488	27	0.413
28	<b>16 Y. OKAYA</b>	JPN	Kawasaki ZX-6R	27.896	23.248	27.615 +0.175	22.645 +0.083	<b>1'41.404</b> 1'41.662	28	0.258
29	<b>7 A. NORRODIN</b>	MAS	Honda CBR600RR	27.716	23.400 +0.115	27.733 +0.072	22.868 +0.088	<b>1'41.717</b> 1'41.992	29	0.275
30	<b>56 R. WILAIROT</b>	THA	Yamaha YZF R6	28.072 +0.010	23.541 +0.014	27.871	22.857 +0.192	<b>1'42.341</b> 1'42.557	30	0.216
31	<b>4 H. TRUELOVE</b>	GBR	Triumph Street Triple RS 765	28.013	23.541	28.240 +0.024	22.850	<b>1'42.644</b> 1'42.668	31	0.024
32	<b>98 M. ABE</b>	JPN	Yamaha YZF R6	28.165 +0.238	23.507	28.260	22.733	<b>1'42.665</b> 1'42.903	32	0.238
<b>Overall Ideal Time</b>				26.749	22.447	26.793	21.805	<b>1'37.794</b>		

02/06/2023

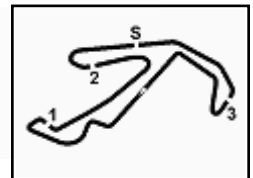
These data/results cannot be reproduced, stored and/or transmitted in whole or in part by any manner of electronic, mechanical, photocopying, recording, broadcasting or otherwise now known or herein after developed without the previous express consent by the copyright owner, except for reproduction in daily press and regular printed publications on sale to the public within 60 days of the event related to those data/results and always provided that copyright symbol appears together as follows below.

© DORNA WSBK ORGANIZATION Srl 2023

FIGR PERUGIA TIMING







**Pirelli Emilia-Romagna Round, 2-4 June 2023**  
**Chronological Analysis Free Practice 1st Session**

Misano Circuit Sic 58 4.226 m

1 / 6

1° 55 Y. MONTELLA [1'38.229]							
Lap	Seg1	Seg2	Seg3	Seg4	Lap Time	km/h	Local Time
1							11:26'57.196
2	42.822	25.660	27.773	23.283	1'59.538P	230,3	11:28'56.734
3	27.429	23.149	27.332	22.465	1'40.375	235,3	11:30'37.109
4	27.233	22.825	27.152	22.184	1'39.394	<b>235,8</b>	11:32'16.503
5	27.238	22.720	26.990	22.092	1'39.040	234,3	11:33'55.543
6	27.009	22.734	27.056	22.022	1'38.821	233,3	11:35'34.364
7	27.153	22.686	27.055	21.964	1'38.858	232,8	11:37'13.222
8	27.253	22.776	27.162	21.919	1'39.110C	232,8	11:38'52.332
9	27.044	22.668	27.080	22.005	1'38.797	233,8	11:40'31.129
10	27.002	22.737	27.062	22.099	1'38.900	233,8	11:42'10.029
11	29.628	23.273	27.525	9'30.813	10'51.239CP	232,3	11:53'01.268
12	41.584	23.273	27.347	22.193	1'54.397P	231,8	11:54'55.665
13	27.092	22.906	27.159	22.051	1'39.208	232,3	11:56'34.873
14	27.146	22.834	27.180	22.076	1'39.236	231,8	11:58'14.109
15	27.094	22.836	27.077	21.962	1'38.969	231,3	11:59'53.078
16	27.592	23.069	27.400	2'40.345	3'58.406CP	231,8	12:03'51.484
17	40.771	23.119	27.235	22.031	1'53.156P	229,8	12:05'44.640
18	26.953	22.803	<b>26.887</b>	21.849	1'38.492	231,3	12:07'23.132
19	26.795	22.642	26.944	<b>21.848</b>	<b>1'38.229</b>	232,3	12:09'01.361
20	<b>26.749</b>	<b>22.630</b>	26.931	22.057	1'38.367	234,3	12:10'39.728

14	31.513	22.921	27.278	22.072	1'43.784C	234,3	11:54'42.867
15	27.168	22.668	27.142	22.030	1'39.008	234,8	11:56'21.875
16	27.161	22.644	27.051	22.163	1'39.019	234,3	11:58'00.894
17	27.359	22.890	27.093	21.974	1'39.316	234,8	11:59'40.210
18	27.212	23.616	28.841	2'32.638	3'52.307P	234,3	12:03'32.517
19	43.010	23.028	27.215	22.071	1'55.324P	233,8	12:05'27.841
20	27.078	22.677	27.005	21.888	1'38.648	235,3	12:07'06.489
21	27.024	22.568	<b>26.972</b>	<b>21.867</b>	<b>1'38.431</b>	233,8	12:08'44.920
22	<b>26.957</b>	22.673	27.161	22.032	1'38.823	233,8	12:10'23.743

2° 11 N. BULEGA [1'38.257]							
Lap	Seg1	Seg2	Seg3	Seg4	Lap Time	km/h	Local Time
1							11:26'54.747
2	46.798	24.521	27.925	22.467	2'01.711P	233,8	11:28'56.458
3	27.286	23.251	27.170	22.124	1'39.831	<b>239,5</b>	11:30'36.289
4	27.337	23.017	27.123	21.985	1'39.462	232,3	11:32'15.751
5	27.226	22.828	26.974	21.931	1'38.959	232,8	11:33'54.710
6	27.140	22.851	26.977	21.871	1'38.839	232,8	11:35'33.549
7	27.054	22.740	26.904	21.994	1'38.692	233,3	11:37'12.241
8	27.095	22.694	26.926	21.879	1'38.594C	234,3	11:38'50.835
9	27.136	22.710	26.977	21.946	1'38.769	232,8	11:40'29.604
10	<b>26.956</b>	22.710	26.995	21.945	1'38.606	233,8	11:42'08.210
11	27.059	22.618	26.960	21.994	1'38.631	234,8	11:43'46.841
12	27.137	22.669	26.937	21.938	1'38.681	233,8	11:45'25.522
13	27.117	22.627	26.946	21.886	1'38.576	233,3	11:47'04.098
14	26.989	<b>22.554</b>	26.909	<b>21.805</b>	<b>1'38.257</b>	233,8	11:48'42.355
15	27.040	22.599	26.807	21.934	1'38.380	234,3	11:50'20.735
16	27.012	22.592	26.795	21.915	1'38.314	235,3	11:51'59.049
17	28.927	23.689	28.324	9'05.918	10'26.858P	228,3	12:02'25.907
18	42.685	22.932	26.951	21.964	1'54.532P	232,8	12:04'20.439
19	27.094	22.649	<b>26.793</b>	22.110	1'38.646	236,3	12:05'59.085
20	27.254	22.835	26.928	22.025	1'39.042	234,8	12:07'38.127
21	27.127	22.667	26.862	21.975	1'38.631	234,8	12:09'16.758
22	27.169	22.627	26.975	23.241	1'40.012	234,3	12:10'56.770

4° 40 S. CORSI [1'38.605]							
Lap	Seg1	Seg2	Seg3	Seg4	Lap Time	km/h	Local Time
1							11:25'47.033
2	44.944	25.065	29.303	8'47.203	10'26.515P	225,5	11:36'13.548
3	44.673	23.989	28.200	22.560	1'59.422P	231,3	11:38'12.970
4	27.554	23.062	27.578	22.044	1'40.238	231,8	11:39'53.208
5	27.215	22.920	27.366	22.097	1'39.598	232,8	11:41'32.806
6	27.035	22.883	27.370	22.016	1'39.304	231,8	11:43'12.110
7	27.223	22.876	27.281	21.996	1'39.376	231,3	11:44'51.486
8	27.319	22.921	27.375	22.107	1'39.722	231,3	11:46'31.208
9	27.217	22.921	27.387	22.020	1'39.545	230,8	11:48'10.753
10	27.146	22.801	27.165	22.029	1'39.141	231,3	11:49'49.894
11	27.129	22.846	27.310	22.015	1'39.300	232,3	11:51'29.194
12	27.047	22.814	27.306	22.440	1'39.607	233,8	11:53'08.801
13	27.195	22.875	27.375	22.026	1'39.471	233,3	11:54'48.272
14	27.065	22.719	27.197	22.061	1'39.042	233,8	11:56'27.314
15	<b>26.933</b>	<b>22.684</b>	<b>27.045</b>	<b>21.943</b>	<b>1'38.605</b>	<b>237,9</b>	11:58'05.919
16	27.321	22.875	27.136	22.196	1'39.528	234,8	11:59'45.447
17	26.966	22.814	27.299	21.992	1'39.071	233,3	12:01'24.518
18	27.072	22.779	27.297	22.125	1'39.273	235,3	12:03'03.791
19	27.031	22.866	27.295	22.061	1'39.253	233,8	12:04'43.044
20	28.170	25.799	28.481	3'14.481	4'36.931P	223,1	12:09'19.975
21	42.398	26.778	28.516	22.540	2'00.232P	234,3	12:11'20.207

3° 64 F. CARICASULO [1'38.431]							
Lap	Seg1	Seg2	Seg3	Seg4	Lap Time	km/h	Local Time
1							11:25'35.586
2	45.126	24.187	28.038	22.735	2'00.086P	230,8	11:27'35.672
3	28.219	23.097	27.879	22.565	1'41.760	232,8	11:29'17.432
4	27.606	22.811	27.264	22.299	1'39.980	235,3	11:30'57.412
5	27.273	22.768	27.054	22.133	1'39.228	236,3	11:32'36.640
6	27.756	22.536	29.482	22.377	1'42.151	<b>238,9</b>	11:34'18.791
7	27.045	22.604	27.191	22.334	1'39.174	236,3	11:35'57.965
8	27.185	<b>22.510</b>	27.037	21.985	1'38.717	235,8	11:37'36.682
9	27.028	22.746	27.025	21.943	1'38.742	236,3	11:39'15.424
10	27.172	22.570	26.982	21.945	1'38.669	237,4	11:40'54.093
11	27.218	22.662	27.297	7'07.248	8'24.425P	235,3	11:49'18.518
12	47.670	23.286	27.663	22.315	2'00.934P	231,3	11:51'19.452
13	27.448	22.788	27.218	22.177	1'39.631	232,8	11:52'59.083

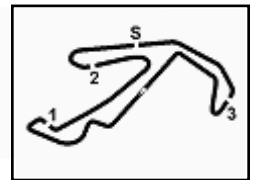
5° 23 M. SCHROETTER [1'38.661]							
Lap	Seg1	Seg2	Seg3	Seg4	Lap Time	km/h	Local Time
1			24.801	28.344	24.541	233,8	11:30'58.368
2	27.736	22.967	27.455	22.740	1'40.898	234,3	11:32'39.266
3	27.408	23.048	27.430	22.152	1'40.038	235,3	11:34'19.304
4	27.384	22.957	27.537	22.038	1'39.916	235,3	11:35'59.220
5	27.133	22.820	27.258	22.015	1'39.226	235,8	11:37'38.446
6	27.302	<b>22.617</b>	27.092	22.320	1'39.331C	<b>236,8</b>	11:39'17.777
7	28.857	23.914	27.836	22.193	1'42.800	233,8	11:41'00.577
8	27.191	22.761	27.216	22.263	1'39.431	234,8	11:42'40.008
9	27.180	22.835	27.251	22.081	1'39.347	234,3	11:44'19.355
10	27.134	22.694	27.100	22.039	1'38.967	235,3	11:45'58.322
11	27.216	22.649	27.093	21.921	1'38.879	233,3	11:47'37.201
12	30.792	23.305	27.623	36.902	1'58.622CP	233,3	11:49'35.823
13	10'48.886	23.201	27.383	22.136	12'01.606P	233,8	12:01'37.429
14	27.169	22.871	27.113	22.187	1'39.340	234,3	12:03'16.769
15	27.203	22.728	27.097	22.177	1'39.205	234,3	12:04'55.974
16	27.203	22.915	27.275	21.975	1'39.368	235,3	12:06'35.342
17	27.221	22.850	27.160	21.926	1'39.157	233,3	12:08'14.499
18	27.198	22.698	27.162	21.926	1'38.984	234,8	12:09'53.483
19	<b>27.087</b>	22.660	<b>27.015</b>	<b>21.899</b>	<b>1'38.661</b>	234,3	12:11'32.144

6° 62 S. MANZI [1'38.701]							
Lap	Seg1	Seg2	Seg3	Seg4	Lap Time	km/h	Local Time
1							11:25'59.130
2	53.582	23.910	28.063	22.517	2'08.072P	231,3	11:28'07.202
3	27.503	22.973	27.779	22.279	1'40.534	232,8	11:29'47.736
4	27.038	22.762	27.440	22.076	1'39.316	233,8	11:31'27.052
5	26.803	22.781	27.356	22.044	1'38.984	235,3	11:33'06.036

02/06/2023 P = Pits In/Out - C = Lap Time Cancelled

These data/results cannot be reproduced, stored and/or transmitted in whole or in part by any manner of electronic, mechanical, photocopying, recording, broadcasting or otherwise now known or herein after developed without the previous express consent by the copyright owner, except for reproduction in daily press and regular printed publications on sale to the public within 60 days of the event related to those data/results and always provided that copyright symbol appears together as follows below.

© DORNA WSBK ORGANIZATION Srl 2023



**Pirelli Emilia-Romagna Round, 2-4 June 2023**  
**Chronological Analysis Free Practice 1st Session**

Misano Circuit Sic 58 4.226 m

2 / 6

6	<b>26.768</b>	<b>22.626</b>	<b>27.339</b>	21.968	<b>1'38.701</b>	234,8	11:34'44.737
7	26.852	22.761	27.375	<b>21.961</b>	1'38.949	<b>236,3</b>	11:36'23.686

14	27.186	<b>22.667</b>	27.287	22.081	1'39.221	234,8	11:54'34.958
15	27.639	23.038	27.449	5'38.904	6'57.030P	233,3	12:01'31.988
16	43.729	23.391	27.455	22.167	1'56.742P	232,3	12:03'28.730
17	27.227	22.890	27.195	22.019	1'39.331	233,3	12:05'08.061
18	27.097	22.819	27.158	21.997	1'39.071	233,3	12:06'47.132
19	<b>26.962</b>	22.812	27.221	22.110	1'39.105	233,3	12:08'26.237
20	27.040	22.683	27.329	22.041	1'39.093	<b>236,8</b>	12:10'05.330

**7° 42 M. BUSSOLOTI (1'38.876)**

Lap	Seg1	Seg2	Seg3	Seg4	Lap Time	km/h	Local Time
1							11:25'33.364
2	46.038	25.580	28.398	22.511	2'02.527P	226,4	11:27'35.891
3	28.145	23.253	27.757	22.550	1'41.705	<b>231,3</b>	11:29'17.596
4	28.207	23.556	27.193	22.213	1'41.169	230,3	11:30'58.765
5	36.676	23.808	35.432	26.207	2'02.123C	129,3	11:33'00.888
6	28.061	26.813	27.541	22.140	1'44.555	230,8	11:34'45.443
7	27.134	23.005	27.251	22.169	1'39.559C	229,3	11:36'25.002
8	30.753	26.803	28.112	22.573	1'48.241	230,3	11:38'13.243
9	27.467	23.039	27.568	22.703	1'40.777	<b>231,3</b>	11:39'54.020
10	27.074	22.846	27.399	22.125	1'39.444	229,8	11:41'33.464
11	27.054	27.391	30.451	7'16.062	8'40.958P	203,8	11:50'14.422
12	43.721	24.315	27.846	22.892	1'58.774P	225,5	11:52'13.196
13	27.634	23.324	28.015	5'36.209	6'55.182P	226,4	11:59'08.378
14	43.801	27.037	29.166	25.210	2'05.214P	220,9	12:01'13.592
15	28.812	25.905	31.380	25.414	1'51.511	205,7	12:03'05.103
16	<b>26.915</b>	<b>22.782</b>	<b>27.145</b>	<b>22.034</b>	<b>1'38.876</b>	229,3	12:04'43.979
17	29.231	24.097	28.590	23.753	1'45.671	228,3	12:06'29.650
18	27.244	22.877	27.364	22.214	1'39.699	227,8	12:08'09.349
19	30.494	23.254	30.314	23.422	1'47.484	192,2	12:09'56.833
20	31.245	25.028	29.087	23.237	1'48.597	221,3	12:11'45.430

**10° 3 R. DE ROSA (1'39.066)**

Lap	Seg1	Seg2	Seg3	Seg4	Lap Time	km/h	Local Time
1							11:27'31.595
2	28.642	24.731	28.799	23.022	1'45.194	231,3	11:29'16.789
3	28.072	23.338	27.743	22.534	1'41.687	<b>236,8</b>	11:30'58.476
4	37.979	42.845	59.682	53.570	3'14.076P	108,0	11:34'12.552
5	8'45.964	25.039	29.055	23.137	10'03.195P	228,3	11:44'15.747
6	27.962	23.323	27.950	22.519	1'41.754	232,3	11:45'57.501
7	27.887	23.126	27.546	22.150	1'40.709	236,3	11:47'38.210
8	27.473	22.917	27.610	22.318	1'40.318	232,3	11:49'18.528
9	27.312	22.883	27.316	22.308	1'39.819	234,3	11:50'58.347
10	27.339	22.856	27.304	<b>21.970</b>	1'39.469	234,3	11:52'37.816
11	27.322	23.002	28.096	37.717	1'56.137P	235,3	11:54'33.953
12	5'06.858	24.188	28.190	22.593	6'21.829P	227,8	12:00'55.782
13	27.330	22.954	27.430	22.250	1'39.964	233,8	12:02'35.746
14	27.237	22.779	27.310	22.061	1'39.387	232,8	12:04'15.133
15	27.185	22.780	27.163	22.008	1'39.136	234,3	12:05'54.269
16	<b>27.106</b>	22.721	27.197	22.042	<b>1'39.066</b>	232,8	12:07'33.335
17	29.901	23.238	27.764	23.049	1'43.952	231,8	12:09'17.287
18	27.214	<b>22.677</b>	<b>27.042</b>	22.197	1'39.130	235,8	12:10'56.417

**8° 54 B. SOFUOGLU (1'39.025)**

Lap	Seg1	Seg2	Seg3	Seg4	Lap Time	km/h	Local Time
1		25.085	28.910	23.611		233,3	11:27'26.974
2	28.461	23.209	27.777	22.575	1'42.022	235,8	11:29'08.996
3	27.676	22.909	27.653	22.648	1'40.886	236,3	11:30'49.882
4	27.488	22.671	27.355	22.383	1'39.897	236,3	11:32'29.779
5	27.433	22.685	27.377	22.365	1'39.860	236,8	11:34'09.639
6	30.004	23.473	27.746	22.969	1'44.192C	234,8	11:35'53.831
7	27.384	22.672	27.253	22.409	1'39.718	237,4	11:37'33.549
8	27.343	22.738	27.320	22.395	1'39.796	235,8	11:39'13.345
9	31.584	23.195	27.714	22.542	1'45.035C	234,8	11:40'58.380
10	29.958	23.563	27.922	22.681	1'44.124	237,4	11:42'42.504
11	27.330	22.569	27.156	22.404	1'39.459	235,8	11:44'21.963
12	27.438	22.662	27.638	22.393	1'40.131	235,3	11:46'02.094
13	34.653	26.496	32.699	38.032	2'11.880CP	207,7	11:48'13.974
14	13'36.071	23.380	27.904	23.828	14'51.183P	233,3	12:03'05.157
15	27.409	22.646	27.529	22.383	1'39.967	237,9	12:04'45.124
16	27.281	22.587	<b>26.999</b>	22.158	<b>1'39.025</b>	237,9	12:06'24.149
17	33.610	22.880	27.430	22.230	1'46.150C	238,9	12:08'10.299
18	27.122	<b>22.447</b>	27.225	22.279	1'39.073	236,3	12:09'49.372
19	<b>27.117</b>	22.496	27.342	<b>22.128</b>	1'39.083	<b>239,5</b>	12:11'28.455

**11° 99 A. HUERTAS (1'39.288)**

Lap	Seg1	Seg2	Seg3	Seg4	Lap Time	km/h	Local Time
1							11:25'14.478
2	43.156	24.503	28.211	23.046	1'58.916P	229,8	11:27'13.394
3	27.783	23.717	27.752	22.609	1'41.861	231,8	11:28'55.255
4	27.530	23.447	27.544	22.368	1'40.889	232,3	11:30'36.144
5	27.583	23.178	27.253	22.455	1'40.469	<b>235,3</b>	11:32'16.613
6	27.363	22.951	27.284	22.296	1'39.894	<b>235,3</b>	11:33'56.507
7	27.383	23.060	27.375	22.318	1'40.136	233,8	11:35'36.643
8	27.245	22.938	27.308	22.371	1'39.862	233,3	11:37'16.505
9	27.927	23.776	28.088	7'11.396	8'31.187CP	230,3	11:45'47.692
10	42.051	23.299	27.418	22.287	1'55.055P	231,3	11:47'42.747
11	27.562	23.206	27.322	22.195	1'40.285C	232,8	11:49'23.032
12	27.333	23.090	27.403	22.289	1'40.115	233,8	11:51'03.147
13	27.344	23.232	27.453	22.399	1'40.428	<b>235,3</b>	11:52'43.575
14	28.776	23.646	27.284	4'25.047	5'44.753CP	233,3	11:58'28.328
15	42.080	23.477	27.404	22.175	1'55.136CP	230,8	12:00'23.464
16	<b>27.103</b>	22.921	27.208	<b>22.057</b>	1'39.289	232,3	12:02'02.753
17	27.347	22.873	27.184	22.109	1'39.513	232,8	12:03'42.266
18	27.172	22.894	<b>27.132</b>	22.090	<b>1'39.288</b>	233,3	12:05'21.554
19	29.021	25.177	27.939	23.341	1'45.478	230,8	12:07'07.032
20	27.219	22.976	27.218	22.170	1'39.583	233,8	12:08'46.615
21	27.240	<b>22.865</b>	27.186	22.125	1'39.416	234,3	12:10'26.031

**9° 28 G. VAN STRAALLEN (1'39.029)**

Lap	Seg1	Seg2	Seg3	Seg4	Lap Time	km/h	Local Time
1							11:26'12.075
2	47.004	24.365	28.652	22.924	2'02.945P	229,3	11:28'15.020
3	27.886	23.290	27.836	22.497	1'41.509	232,8	11:29'56.529
4	27.654	22.948	27.384	22.168	1'40.154	233,8	11:31'36.683
5	27.188	23.017	27.181	22.379	1'39.765	233,8	11:33'16.448
6	27.194	23.073	27.246	22.200	1'39.713	233,8	11:34'56.161
7	27.071	22.909	27.055	<b>21.994</b>	<b>1'39.029</b>	234,3	11:36'35.190
8	28.300	23.098	27.714	6'22.741	7'41.853CP	234,8	11:44'17.043
9	43.907	23.511	27.643	22.281	1'57.342P	231,8	11:46'14.385
10	27.096	23.328	27.245	22.234	1'39.903	232,3	11:47'54.288
11	27.161	22.883	31.014	22.226	1'43.284	230,3	11:49'37.572
12	27.132	22.800	<b>27.043</b>	22.134	1'39.109	234,8	11:51'16.681
13	27.160	22.772	27.102	22.022	1'39.056	233,8	11:52'55.737

**12° 66 N. TUULI (1'39.336)**

Lap	Seg1	Seg2	Seg3	Seg4	Lap Time	km/h	Local Time
1							11:25'54.182
2	43.422	24.826	30.966	23.446	2'02.660P	204,2	11:27'56.842
3	28.567	23.563	27.752	22.762	1'42.644	233,8	11:29'39.486
4	27.610	23.419	27.490	22.372	1'40.891	234,8	11:31'20.377
5	27.330	23.121	27.246	4'39.986	5'57.683P	<b>237,4</b>	11:37'18.060
6	44.521	23.818	27.449	22.473	1'58.261P	235,8	11:39'16.321
7	27.335	23.309	27.376	22.485	1'40.505	233,8	11:40'56.826
8	28.117	23.906	30.057	24.019	1'46.099	177,3	11:42'42.925

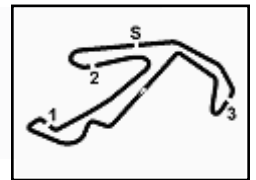
02/06/2023 P = Pits In/Out - C = Lap Time Cancelled

These data/results cannot be reproduced, stored and/or transmitted in whole or in part by any manner of electronic, mechanical, photocopying, recording, broadcasting or otherwise now known or herein after developed without the previous express consent by the copyright owner, except for reproduction in daily press and regular printed publications on sale to the public within 60 days of the event related to those data/results and always provided that copyright symbol appears together as follows below.

© DORNA WSBK ORGANIZATION Srl 2023







**Pirelli Emilia-Romagna Round, 2-4 June 2023**  
**Chronological Analysis Free Practice 1st Session**

Misano Circuit Sic 58 4.226 m

3 / 6

9	27.517	22.868	27.175	22.375	1'39.935	235,3	11:44'22.860	3	28.008	23.427	27.848	22.678	1'41.961	231,3	11:30'05.917
10	27.207	25.811	27.926	8'27.872	9'48.816P	232,8	11:54'11.676	4	27.566	23.235	27.386	22.476	1'40.663	232,3	11:31'46.580
11	43.136	23.650	27.701	22.661	1'57.148P	229,8	11:56'08.824	5	27.375	23.115	27.541	22.395	1'40.426	232,3	11:33'27.006
12	27.381	22.991	27.220	22.333	1'39.925	232,3	11:57'48.749	6	27.325	23.146	27.388	22.309	1'40.168	232,3	11:35'07.174
13	27.203	23.051	27.165	22.352	1'39.771C	232,8	11:59'28.520	7	27.130	23.014	27.266	22.369	1'39.779	232,3	11:36'46.953
14	27.607	23.001	28.218	22.426	1'41.252	231,8	12:01'09.772	8	27.844	24.290	28.910	22.884	1'43.928C	215,1	11:38'30.881
15	27.263	22.807	<b>27.127</b>	22.179	1'39.376	234,3	12:02'49.148	9	27.247	23.296	27.403	<b>22.239</b>	1'40.185	<b>233,3</b>	11:40'11.066
16	27.567	23.421	28.017	22.950	1'41.955	230,3	12:04'31.103	10	<b>26.984</b>	<b>22.905</b>	<b>27.135</b>	22.432	<b>1'39.456</b>	<b>233,3</b>	11:41'50.522
17	27.214	22.818	27.156	22.312	1'39.500	234,3	12:06'10.603	11	28.912	23.427	27.624	37.934	1'57.897CP	231,8	11:43'48.419
18	<b>27.143</b>	22.830	36.069	22.633	1'48.675	168,8	12:07'59.278	12					10'48.570P		11:54'36.989
19	27.188	<b>22.671</b>	27.139	22.338	<b>1'39.336</b>	236,3	12:09'38.614								
20	27.175	22.719	27.411	<b>22.157</b>	1'39.462	233,8	12:11'18.076								

13° 32 O. BAYLISS [1'39.371]							
Lap	Seg.1	Seg.2	Seg.3	Seg.4	Lap Time	km/h	Local Time
1							11:25'32.667
2	46.226	24.764	30.431	23.357	2'04.778P	218,2	11:27'37.445
3	28.446	23.601	28.253	22.650	1'42.950	233,3	11:29'20.395
4	28.133	23.310	27.839	22.590	1'41.872	233,8	11:31'02.267
5	28.452	24.820	36.110	28.395	1'57.777	192,9	11:33'00.044
6	28.106	23.213	28.566	22.352	1'42.237	233,8	11:34'42.281
7	27.816	23.025	27.672	22.223	1'40.736	<b>237,4</b>	11:36'23.017
8	30.574	24.342	27.588	22.104	1'44.608	234,3	11:38'07.625
9	27.286	23.049	27.442	22.192	1'39.969	233,3	11:39'47.594
10	27.437	23.232	28.804	6'26.196	7'45.665P	226,9	11:47'33.259
11	42.127	23.276	30.388	22.284	1'58.075P	220,0	11:49'31.334
12	29.468	23.594	29.721	23.201	1'45.984	223,1	11:51'17.318
13	27.664	22.890	29.726	22.121	1'42.401	202,6	11:52'59.719
14	27.286	22.849	<b>27.237</b>	22.024	1'39.396C	232,8	11:54'39.115
15	27.259	22.856	30.078	4'57.989	6'18.182P	225,9	12:00'57.297
16	43.173	24.335	28.159	22.609	1'58.276P	229,8	12:02'55.573
17	27.149	22.894	27.710	22.238	1'39.991	231,8	12:04'35.564
18	27.156	22.855	27.590	22.097	1'39.698	236,3	12:06'15.262
19	27.217	<b>22.783</b>	27.384	<b>21.987</b>	<b>1'39.371</b>	230,3	12:07'54.633
20	<b>27.110</b>	22.811	27.411	22.178	1'39.510	231,3	12:09'34.143
21	29.347	26.433	28.555	22.428	1'46.763	232,3	12:11'20.906

16° 19 A. MANTOVANI [1'39.459]							
Lap	Seg.1	Seg.2	Seg.3	Seg.4	Lap Time	km/h	Local Time
1							11:25'08.511
2	51.091	26.470	30.793	25.261	2'13.615P	220,9	11:27'22.126
3	28.460	23.908	28.265	22.955	1'43.588	228,3	11:29'05.714
4	27.810	23.369	28.104	22.710	1'41.993	229,8	11:30'47.707
5	27.720	23.269	28.844	22.482	1'42.315	226,4	11:32'30.022
6	27.331	23.079	27.532	22.121	1'40.063	232,8	11:34'10.085
7	27.564	23.145	27.815	22.301	1'40.825	230,3	11:35'50.910
8	27.612	23.022	27.665	22.216	1'40.515	230,8	11:37'31.425
9	29.727	22.945	27.543	22.189	1'42.404	232,3	11:39'13.829
10	27.311	22.939	27.540	22.216	1'40.006	231,3	11:40'53.835
11	27.702	22.879	27.534	10'29.041	11'47.156P	233,8	11:52'40.991
12	46.919	26.679	28.088	22.488	2'04.174P	229,3	11:54'45.165
13	27.345	22.951	27.414	22.110	1'39.820	233,8	11:56'24.985
14	27.269	22.921	27.566	22.257	1'40.013	231,8	11:58'04.998
15	27.404	23.016	27.766	22.602	1'40.788	231,3	11:59'45.786
16	27.140	22.976	27.472	22.167	1'39.755	233,3	12:01'25.541
17	27.177	22.817	<b>27.349</b>	22.395	1'39.738	233,8	12:03'05.279
18	27.458	23.034	27.472	22.122	1'40.086	<b>235,8</b>	12:04'45.365
19	27.301	22.930	27.609	22.286	1'40.126	234,3	12:06'25.491
20	27.295	23.297	33.870	25.132	1'49.594	160,7	12:08'15.085
21	27.280	<b>22.790</b>	27.394	<b>21.995</b>	<b>1'39.459</b>	233,8	12:09'54.544
22	<b>27.116</b>	22.858	27.462	22.099	1'39.535	233,3	12:11'34.079

14° 29 N. SPINELLI [1'39.385]							
Lap	Seg.1	Seg.2	Seg.3	Seg.4	Lap Time	km/h	Local Time
1							11:25'50.539
2	46.413	25.252	30.761	23.317	2'05.743P	200,7	11:27'56.282
3	27.978	23.681	27.770	22.854	1'42.283	226,9	11:29'38.565
4	27.796	23.234	27.436	22.461	1'40.927C	232,3	11:31'19.492
5	27.551	23.232	27.616	22.533	1'40.932	228,3	11:33'00.424
6	27.895	27.136	28.307	22.852	1'46.190	222,7	11:34'46.614
7	27.599	23.122	27.418	22.378	1'40.517	229,3	11:36'27.131
8	27.468	23.068	27.361	22.316	1'40.213	229,3	11:38'07.344
9	27.298	23.086	27.252	22.383	1'40.019	227,4	11:39'47.363
10	28.495	23.418	31.522	23.385	1'46.820C	175,0	11:41'34.183
11	27.216	<b>22.880</b>	27.207	22.262	1'39.565	229,3	11:43'13.748
12	<b>27.058</b>	22.948	27.194	<b>22.185</b>	<b>1'39.385</b>	229,3	11:44'53.133
13	28.241	23.788	27.718	14'18.254	15'38.001CP	230,3	12:00'31.134
14	47.353	25.238	29.597	23.241	2'05.429P	216,0	12:02'36.563
15	27.334	23.082	27.279	22.333	1'40.028	229,8	12:04'16.591
16	27.159	22.944	<b>27.138</b>	22.316	1'39.557	230,8	12:05'56.148
17	27.195	22.983	27.254	26.612	1'44.044	227,8	12:07'40.192
18	27.569	23.798	29.951	26.202	1'47.520	219,5	12:09'27.712
19	27.313	23.065	27.549	22.406	1'40.333	<b>234,8</b>	12:11'08.045

17° 14 L. MAHIAS [1'39.791]							
Lap	Seg.1	Seg.2	Seg.3	Seg.4	Lap Time	km/h	Local Time
1							11:27'31.935
2	28.488	23.596	27.851	22.420	1'42.355	230,3	11:29'14.290
3	27.660	23.246	27.622	22.595	1'41.123	<b>232,3</b>	11:30'55.413
4	27.611	23.036	27.561	22.615	1'40.823	231,8	11:32'36.236
5	27.841	23.146	27.873	22.449	1'41.309	228,8	11:34'17.545
6	27.436	23.023	27.469	22.465	1'40.393	231,3	11:35'57.938
7	27.501	22.984	27.444	22.355	1'40.284	<b>232,3</b>	11:37'38.222
8	31.056	25.835	28.218	36.413	2'01.522CP	230,8	11:39'39.744
9	7'36.753	23.743	27.675	22.399	8'50.570P	228,8	11:48'30.314
10	27.533	23.173	27.963	22.325	1'40.994	229,3	11:50'11.308
11	27.458	23.124	27.332	22.218	1'40.132	231,3	11:51'51.440
12	27.342	23.014	<b>27.280</b>	22.292	1'39.928	231,3	11:53'31.368
13	27.320	23.128	31.901	24.852	1'47.201	196,7	11:55'18.569
14	27.324	22.956	27.381	22.230	1'39.891C	229,3	11:56'58.460
15	<b>27.317</b>	<b>22.952</b>	27.406	<b>22.116</b>	<b>1'39.791</b>	230,8	11:58'38.251

15° 9 J. NAVARRO [1'39.456]							
Lap	Seg.1	Seg.2	Seg.3	Seg.4	Lap Time	km/h	Local Time
1							11:26'20.631
2	46.662	24.723	28.896	23.044	2'03.325P	228,8	11:28'23.956

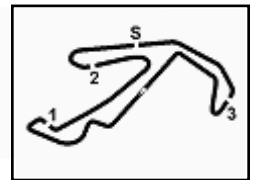
18° 69 T. BOOTH-AMOS [1'40.008]							
Lap	Seg.1	Seg.2	Seg.3	Seg.4	Lap Time	km/h	Local Time
1							11:27'54.257
2	28.095	23.918	27.803	22.958	1'42.774	225,9	11:29'37.031
3	27.755	23.476	27.498	22.540	1'41.269	230,3	11:31'18.300
4	27.446	23.580	27.523	22.754	1'41.303	231,3	11:32'59.603
5	27.645	23.327	28.174	23.937	1'43.083	232,3	11:34'42.686
6	27.552	23.436	27.429	22.253	1'40.670C	232,3	11:36'23.356
7	48.883	24.195	27.751	52.629	2'33.458CP	231,3	11:38'56.814

02/06/2023 P = Pits In/Out - C = Lap Time Cancelled

These data/results cannot be reproduced, stored and/or transmitted in whole or in part by any manner of electronic, mechanical, photocopying, recording, broadcasting or otherwise now known or herein after developed without the previous express consent by the copyright owner, except for reproduction in daily press and regular printed publications on sale to the public within 60 days of the event related to those data/results and always provided that copyright symbol appears together as follows below.

© DORNA WSBK ORGANIZATION Srl 2023





**Pirelli Emilia-Romagna Round, 2-4 June 2023**  
**Chronological Analysis Free Practice 1st Session**

Misano Circuit Sic 58 4.226 m

4 / 6

8	6'23.479	24.249	28.534	22.929	7'39.191P	223,6	11:46'36.005	10	27.520	23.466	28.085	22.921	1'41.992	229,8	11:41'11.282
9	<b>27.100</b>	23.301	27.440	22.327	1'40.168	230,3	11:48'16.173	11	27.415	23.652	28.032	22.646	1'41.745	231,3	11:42'53.027
10	27.180	23.228	27.329	22.271	<b>1'40.008</b>	229,8	11:49'56.181	12	30.811	27.292	29.545	11'13.228	12'40.876CP	229,3	11:55'33.903
11	27.417	24.217	28.138	39.476	1'59.248P	230,3	11:51'55.429	13	50.147	26.858	34.126	24.882	2'16.013P	215,1	11:57'49.916
12	9'08.377	30.599	40.661	22.966	10'42.603P	141,5	12:02'38.032	14	27.445	23.398	27.827	22.662	1'41.332	230,8	11:59'31.248
13	27.407	23.462	27.425	22.643	1'40.937	231,8	12:04'18.969	15	27.229	23.286	<b>27.565</b>	22.711	1'40.791	232,3	12:01'12.039
14	27.226	23.172	<b>27.248</b>	22.434	1'40.080	<b>232,8</b>	12:05'59.049	16	27.555	23.573	27.790	22.677	1'41.595	231,8	12:02'53.634
15	27.498	<b>23.159</b>	27.283	<b>22.238</b>	1'40.178	232,3	12:07'39.227	17	27.569	23.263	27.580	22.475	1'40.887	<b>233,3</b>	12:04'34.521
16	30.050	24.739	28.571	25.726	1'49.086	231,8	12:09'28.313	18	27.488	23.411	27.786	22.647	1'41.332	231,3	12:06'15.853
17	27.322	23.319	27.301	40.846	1'58.788P	232,3	12:11'27.101	19	27.345	<b>23.170</b>	27.668	<b>22.380</b>	<b>1'40.563</b>	231,8	12:07'56.416
								20	27.880	23.593	28.631	22.537	1'42.641	231,3	12:09'39.057
								21	<b>27.192</b>	23.199	27.816	22.493	1'40.700	232,3	12:11'19.757

**19° 22 F. FULIGNI [1'40.418]**

Lap	Seg1	Seg2	Seg3	Seg4	Lap Time	km/h	Local Time
1		24.403	28.695	23.206		225,9	11:28'01.993
2	28.089	23.334	27.769	22.663	1'41.855	230,3	11:29'43.848
3	27.458	23.045	27.748	22.402	1'40.653	<b>231,8</b>	11:31'24.501
4	30.091	23.002	27.476	22.405	1'42.974C	<b>231,8</b>	11:33'07.475
5	28.052	23.404	27.646	<b>22.315</b>	1'41.417	<b>231,8</b>	11:34'48.892
6	27.566	<b>22.913</b>	<b>27.508</b>	22.594	1'40.581	<b>231,8</b>	11:36'29.473
7	27.615	24.509	27.826	35.633	1'55.583P	230,8	11:38'25.056
8	7'16.712	23.736			8'31.364P		11:40'56.420
9					1'41.077		11:48'37.497
10	27.519	23.014			1'40.553		11:50'18.050
11	27.441	22.999	27.632	22.346	<b>1'40.418</b>	229,3	11:51'58.466
12			28.191	25.038	1'45.408	223,6	11:53'43.878
13	<b>27.431</b>	23.263	27.906	34.976	1'53.576P	229,8	11:55'37.452
14				30.727	8'17.404P		12:03'54.856
15	29.136	23.260	27.805	23.046	1'43.247	230,8	12:05'38.103
16	27.621	23.136	27.720	22.621	1'41.098	230,3	12:07'19.201
17	27.632	23.041	27.721	22.452	1'40.846	229,8	12:09'00.047
18	27.567	22.954	27.719	22.392	1'40.632	229,3	12:10'40.679

**22° 71 T. EDWARDS [1'40.569]**

Lap	Seg1	Seg2	Seg3	Seg4	Lap Time	km/h	Local Time
1							11:25'20.186
2	46.174	25.143	30.162	24.473	2'05.952P	226,4	11:27'26.138
3	29.060	23.790	28.119	22.773	1'43.742	232,8	11:29'09.880
4	27.833	23.199	28.093	22.633	1'41.758	231,3	11:30'51.638
5	29.896	23.753	28.221	22.989	1'44.859	231,3	11:32'36.497
6	28.613	23.157	27.862	22.637	1'42.269	231,3	11:34'18.766
7	27.751	23.304	27.768	22.380	1'41.203	<b>236,3</b>	11:35'59.969
8	27.924	22.983	27.769	22.492	1'41.168	232,8	11:37'41.137
9	29.872	23.666	28.398	6'31.805	7'53.741CP	229,3	11:45'34.878
10	46.627	24.032	28.739	22.880	2'02.278P	227,8	11:47'37.156
11	28.144	23.479	27.764	22.396	1'41.783	234,3	11:49'18.939
12	27.793	23.137	27.694	22.455	1'41.079	233,8	11:51'00.018
13	27.853	22.922	27.694	22.317	1'40.786	231,8	11:52'40.804
14	27.812	<b>22.908</b>	28.000	22.381	1'41.101	231,8	11:54'21.905
15	28.369	23.435	30.860	4'19.179	5'41.843P	229,8	12:00'03.748
16	47.829	23.586	30.703	24.764	2'06.882P	220,4	12:02'10.630
17	28.219	23.691	28.015	23.030	1'42.955	230,8	12:03'53.585
18	27.820	22.958	27.904	22.386	1'41.068	231,8	12:05'34.653
19	27.696	23.027	<b>27.601</b>	<b>22.245</b>	<b>1'40.569</b>	230,8	12:07'15.222
20	<b>27.617</b>	23.039	30.539	26.370	1'47.565	230,3	12:09'02.787
21	28.014	23.071	28.595	25.160	1'44.840	229,8	12:10'47.627

**20° 73 M. KOFLER [1'40.419]**

Lap	Seg1	Seg2	Seg3	Seg4	Lap Time	km/h	Local Time
1							11:25'38.673
2	49.879			24.345	2'08.620P	229,3	11:27'47.293
3	28.870			22.898	1'43.346		11:29'30.639
4	27.850			23.111	1'42.155	231,3	11:31'12.794
5	27.993	23.339	28.015	22.801	1'42.148	<b>236,8</b>	11:32'54.942
6				1'41.631	231,8		11:34'36.573
7	30.525	24.522			1'42.406CP	231,3	11:49'18.979
8	47.803	23.679	27.815	22.719	2'02.016P	229,8	11:51'20.995
9	27.645	23.192	27.521	22.487	1'40.845	232,8	11:53'01.840
10	27.839	23.535	28.219	22.503	1'42.096	235,3	11:54'43.936
11	27.502	23.044	27.504	<b>22.369</b>	<b>1'40.419</b>	233,3	11:56'24.355
12	28.383	23.263	29.830	4'43.855	6'05.331P	234,3	12:02'29.686
13	48.176	23.789	29.773	24.747	2'06.485P	230,8	12:04'36.171
14	<b>27.447</b>	<b>23.029</b>	30.833	25.289	1'46.598	235,8	12:06'22.769
15	27.728	23.192	27.739	23.728	1'42.387	233,3	12:08'05.156
16	27.909	23.086	<b>27.487</b>	22.613	1'41.095	235,3	12:09'46.251
17	28.408	23.552	28.702	23.146	1'43.808	234,3	12:11'30.059

**23° 27 A. DIAZ [1'40.971]**

Lap	Seg1	Seg2	Seg3	Seg4	Lap Time	km/h	Local Time
1							11:25'28.452
2	45.918	25.267	30.410	23.729	2'05.324P	232,8	11:27'33.776
3	29.089	23.971	28.766	23.024	1'44.850	<b>239,5</b>	11:29'18.626
4	28.466	23.759	28.228	23.069	1'43.522	236,3	11:31'02.148
5	28.765	23.641	30.267	22.954	1'45.627	229,3	11:32'47.775
6	28.022	23.689	28.139	22.835	1'42.685C	234,8	11:34'30.460
7	27.980	23.399	28.103	22.850	1'42.332	233,3	11:36'12.792
8	27.981	26.763	29.062	39.180	2'02.986P	225,5	11:38'15.778
9	11'35.284	23.834	28.465	22.952	12'50.565P	233,3	11:51'06.343
10	27.851	23.432	28.009	22.655	1'41.947	233,3	11:52'48.290
11	27.758	23.527	27.903	22.702	1'41.890	235,3	11:54'30.180
12	27.852	23.208	<b>27.672</b>	22.631	1'41.363	234,3	11:56'11.543
13	27.684	23.363	27.789	<b>22.458</b>	1'41.294	234,3	11:57'52.837
14	<b>27.552</b>	<b>23.188</b>	27.764	22.467	<b>1'40.971</b>	233,3	11:59'33.808
15	29.034	24.291	29.115	38.917	2'01.357P	220,0	12:01'35.165

**21° 51 A. SARMOON [1'40.563]**

Lap	Seg1	Seg2	Seg3	Seg4	Lap Time	km/h	Local Time
1							11:25'08.247
2	51.676	25.020	32.465	26.716	2'15.877P	216,9	11:27'24.124
3	31.686	23.846	28.215	22.885	1'46.632C	230,3	11:29'10.756
4	28.128	23.421	28.000	23.015	1'42.564	<b>233,3</b>	11:30'53.320
5	27.696	23.607	28.249	22.993	1'42.545	230,8	11:32'35.865
6	31.460	23.418	27.873	22.978	1'45.729C	232,8	11:34'21.594
7	27.814	23.509	28.906	22.902	1'43.131	231,3	11:36'04.725
8	27.809	23.403	28.180	23.030	1'42.422	229,8	11:37'47.147
9	27.913	23.414	27.966	22.850	1'42.143	232,3	11:39'29.290

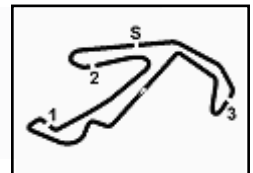
**24° 17 J. MCPHEE [1'41.082]**

Lap	Seg1	Seg2	Seg3	Seg4	Lap Time	km/h	Local Time
1			25.020	30.469	23.439	219,5	11:27'54.870
2	28.312	23.915	27.794	22.844	1'42.865	231,3	11:29'37.735
3	27.857	23.400	27.400	22.751	1'41.408	233,8	11:31'19.143
4	27.739	24.118	27.556	23.089	1'42.502	234,8	11:33'01.645
5	27.847	23.630	27.578	22.718	1'41.773	233,3	11:34'43.418
6	<b>27.571</b>	<b>23.230</b>	27.684	22.843	1'41.328	<b>238,4</b>	11:36'24.746

02/06/2023 P = Pits In/Out - C = Lap Time Cancelled

These data/results cannot be reproduced, stored and/or transmitted in whole or in part by any manner of electronic, mechanical, photocopying, recording, broadcasting or otherwise now known or herein after developed without the previous express consent by the copyright owner, except for reproduction in daily press and regular printed publications on sale to the public within 60 days of the event related to those data/results and always provided that copyright symbol appears together as follows below.

© DORNA WSBK ORGANIZATION Srl 2023



**Pirelli Emilia-Romagna Round, 2-4 June 2023**  
**Chronological Analysis Free Practice 1st Session**

Misano Circuit Sic 58 4.226 m

5 / 6

7	28.590	23.996	28.770	22.753	1'44.109	231,3	11:38'08.855	16	27.882	23.357	<b>27.692</b>	22.557	<b>1'41.488</b>	232,3	12:05'51.063
8	27.691	23.361	<b>27.333</b>	<b>22.697</b>	<b>1'41.082</b>	232,8	11:39'49.937	17	32.921	23.802	29.943	22.856	1'49.522C	232,8	12:07'40.585
9	32.170	24.288	28.391	40.472	2'05.321CP	226,4	11:41'55.258	18	28.135	23.418	28.336	25.928	1'45.817	231,3	12:09'26.402
10	13'21.635	23.791	29.408	23.271	1'43'38.105P	225,0	11:56'33.363	19	<b>27.692</b>	23.865	27.943	<b>22.379</b>	1'41.879	232,8	12:11'08.281
11	27.822	23.539	27.764	22.740	1'41.865	226,9	11:58'15.228								
12	27.795	23.748	27.852	36.058	1'55.453P	229,8	12:00'10.681								
13	6'53.054	23.660	27.761	22.816	8'07.291P	230,8	12:08'17.972								
14	27.841	24.631	27.686	22.984	1'43.142	232,8	12:10'01.114								

**25° 95 T. MACKENZIE [1'41.234]**

Lap	Seg.1	Seg.2	Seg.3	Seg.4	Lap Time	km/h	Local Time
1		25.474	29.958	24.041		226,4	11:28'29.295
2	28.687	23.988	28.401	23.230	1'44.306	228,3	11:30'13.601
3	28.049	23.832	28.207	23.042	1'43.130	228,8	11:31'56.731
4	28.076	23.940	28.780	37.158	1'57.954P	226,4	11:33'54.685
5	10'38.333	24.285	28.584	22.962	1'154.164P	225,5	11:45'48.849
6	28.032	23.603	27.948	22.613	1'42.196	228,8	11:47'31.045
7	27.725	23.424	27.894	22.626	1'41.669	227,4	11:49'12.714
8	27.909	<b>23.354</b>	27.869	<b>22.484</b>	1'41.616	229,3	11:50'54.330
9	27.712	23.404	27.930	22.504	1'41.550	228,8	11:52'35.880
10	30.859	25.374	27.893	22.527	1'46.653C	231,3	11:54'22.533
11	27.968	23.407	29.667	35.829	1'56.871P	229,8	11:56'19.404
12	5'35.349	24.203	28.312	22.785	6'50.649P	228,3	12:03'10.053
13	27.822	23.529	27.729	22.486	1'41.566	228,8	12:04'51.619
14	<b>27.525</b>	23.506	27.659	23.280	1'41.970	230,8	12:06'33.589
15	28.632	25.970	<b>27.616</b>	22.766	1'44.984	<b>231,8</b>	12:08'18.573
16	27.682	23.356	27.634	22.562	<b>1'41.234</b>	230,3	12:09'59.807
17	28.238	27.992	30.729	38.889	2'05.848P	212,6	12:12'05.655

**26° 68 L. POWER [1'41.333]**

Lap	Seg.1	Seg.2	Seg.3	Seg.4	Lap Time	km/h	Local Time
1		25.204	29.409	24.274		228,8	11:27'48.475
2	29.206	24.113	28.298	23.088	1'44.705	226,9	11:29'33.180
3	28.084	23.593	27.857	22.911	1'42.445	229,3	11:31'15.625
4	29.388	23.642	28.156	22.950	1'44.136	230,8	11:32'59.761
5	28.157	23.359	27.792	22.727	1'42.035	230,3	11:34'41.796
6	<b>27.635</b>	23.569	28.001	22.674	1'41.879	230,3	11:36'23.675
7	27.940	23.366	27.694	<b>22.408</b>	1'41.408	229,8	11:38'05.083
8	27.796	25.289	27.747	22.425	1'43.257	<b>232,3</b>	11:39'48.340
9	28.474	23.953	28.462	41.077	2'01.966CP	225,5	11:41'50.306
10	8'17.252	23.904	28.254	22.600	9'32.010P	<b>232,3</b>	11:51'22.316
11	28.875	24.784	29.638	41.327	2'04.624P	225,9	11:53'26.940
12	12'09.414	23.773	27.756	22.657	13'23.600P	230,3	12:06'50.540
13	27.781	23.345	<b>27.656</b>	22.759	1'41.541	229,3	12:08'32.081
14	27.735	<b>23.259</b>	27.707	22.632	<b>1'41.333</b>	230,3	12:10'13.414

**27° 86 J. GIMBERT [1'41.488]**

Lap	Seg.1	Seg.2	Seg.3	Seg.4	Lap Time	km/h	Local Time
1							11:25'39.916
2	47.702	25.381	29.459	23.728	2'06.270P	230,3	11:27'46.186
3	28.499	24.091	28.494	22.942	1'44.026	230,8	11:29'30.212
4	28.012	26.976	28.423	22.936	1'46.347	234,8	11:31'16.559
5	28.153	23.594	28.209	22.953	1'42.909	231,8	11:32'59.468
6	28.264	23.625	27.964	22.660	1'42.513	235,3	11:34'41.981
7	27.976	23.808	27.823	22.888	1'42.495	<b>237,9</b>	11:36'24.476
8	28.033	23.588	28.117	7'41.023	9'00.761P	233,8	11:45'25.237
9	44.882	23.928	28.519	23.762	2'01.091P	225,5	11:47'26.328
10	27.770	23.541	28.016	22.667	1'41.994	230,3	11:49'08.322
11	27.839	<b>23.312</b>	27.836	22.600	1'41.587	231,3	11:50'49.909
12	27.859	26.589	29.405	22.763	1'46.616	232,3	11:52'36.525
13	27.930	23.386	27.762	22.674	1'41.752	232,3	11:54'18.277
14	32.897	23.663	29.577	6'25.050	7'51.187CP	230,8	12:02'09.464
15	44.819	23.938	28.364	22.990	2'00.111P	228,8	12:04'09.575

**28° 16 Y. OKAYA [1'41.662]**

Lap	Seg.1	Seg.2	Seg.3	Seg.4	Lap Time	km/h	Local Time
1							11:26'40.632
2	56.799	25.316	28.886	23.504	2'14.505P	227,8	11:28'55.137
3	28.086	23.529	27.770	22.901	1'42.286	<b>234,3</b>	11:30'37.423
4	28.126	23.484	27.628	22.949	1'42.187	231,8	11:32'19.610
5	27.962	23.296	27.834	22.837	1'41.929	231,3	11:34'01.539
6	<b>27.896</b>	<b>23.248</b>	27.790	22.728	<b>1'41.662</b>	229,8	11:35'43.201
7	28.337	24.000	28.444	8'06.038	9'26.819P	230,8	11:45'10.020
8	48.087	23.952	28.375	22.914	2'03.328P	228,8	11:47'13.348
9	28.123	23.367	<b>27.615</b>	22.766	1'41.871	230,3	11:48'55.219
10	28.142	23.354	27.691	22.756	1'41.943	230,3	11:50'37.162
11	27.913	23.437	27.720	<b>22.645</b>	1'41.715	231,3	11:52'18.877
12	32.360	24.592	29.257	2'51.883	4'18.092CP	229,8	11:56'36.969
13	52.363	24.680	28.401	23.033	2'08.477P	231,3	11:58'45.446
14	28.035	23.482	27.763	22.780	1'42.060	231,3	12:00'27.506
15	28.033	23.679	27.654	22.851	1'42.217	231,8	12:02'09.723
16	28.213	23.422	27.689	22.863	1'42.187	231,3	12:03'51.910
17	28.066	24.580	28.065	23.224	1'43.935	<b>234,3</b>	12:05'35.845

**29° 7 A. NORRODIN [1'41.992]**

Lap	Seg.1	Seg.2	Seg.3	Seg.4	Lap Time	km/h	Local Time
1		25.818	30.453	24.248		223,6	11:27'32.288
2	28.834	24.317	28.655	23.312	1'45.118	230,8	11:29'17.406
3	28.282	23.902	28.981	40.448	2'01.613P	231,8	11:31'19.019
4	8'39.452	24.235	28.531	23.276	9'55.494P	226,9	11:41'14.513
5	27.906	23.761	28.499	23.063	1'43.229	228,8	11:42'57.742
6	27.946	23.709	28.284	23.126	1'43.065	227,8	11:44'40.807
7	27.933	23.803	28.192	23.100	1'43.028	228,3	11:46'23.835
8	27.956	23.529	28.125	23.009	1'42.619	227,8	11:48'06.454
9	32.530	23.469	27.801	22.996	1'46.796C	229,8	11:49'53.250
10	27.806	23.527	27.933	23.107	1'42.373	230,3	11:51'35.623
11	36.763	24.089	28.280	37.904	2'07.036CP	228,3	11:53'42.659
12	9'41.715	23.868	28.221	23.035	10'56.839P	227,4	12:04'39.498
13	28.064	23.690	27.923	22.989	1'42.666	229,8	12:06'22.164
14	<b>27.716</b>	23.515	27.805	22.956	<b>1'41.992</b>	229,8	12:08'04.156
15	27.889	23.505	<b>27.733</b>	<b>22.868</b>	1'41.995	<b>232,3</b>	12:09'46.151
16	28.126	<b>23.400</b>	27.858	22.897	1'42.281	229,3	12:11'28.432

**30° 56 R. WILAIROT [1'42.557]**

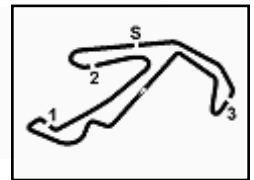
Lap	Seg.1	Seg.2	Seg.3	Seg.4	Lap Time	km/h	Local Time
1							11:25'09.114
2	1'00.317	27.158	33.000	25.267	2'25.742P	215,1	11:27'34.856
3	30.639	25.014	29.425	24.089	1'49.167	230,3	11:29'24.023
4	29.238	24.569	29.146	23.820	1'46.773	232,3	11:31'10.796
5	29.102	24.016	28.801	23.198	1'45.117	228,3	11:32'55.913
6	29.414	24.611	28.864	5'54.021	7'16.910P	230,8	11:40'12.823
7	55.629	24.930	29.577	24.002	2'14.138P	229,3	11:42'26.961
8	29.107	23.892	29.035	23.423	1'45.457	230,3	11:44'12.418
9	28.786	24.668	29.679	<b>22.857</b>	1'45.990	231,3	11:45'58.408
10	28.394	<b>23.541</b>	28.072	23.237	1'43.244	230,8	11:47'41.652
11	28.205	23.559	28.496	23.363	1'43.623	233,3	11:49'25.275
12	28.095	23.647	28.063	22.945	1'42.750	230,8	11:51'08.025
13	<b>28.072</b>	23.613	27.995	23.214	1'42.894	229,8	11:52'50.919
14	28.082	23.555	<b>27.871</b>	23.049	<b>1'42.557</b>	231,8	11:54'33.476
15	28.450	24.268	28.566	24.018	1'45.302	232,8	11:56'18.778
16	28.601	24.209	28.190	6'35.047	7'56.047P	<b>233,8</b>	12:04'14.825
17	1'00.855	24.613	28.575	23.232	2'17.275P	230,8	12:06'32.100

02/06/2023

P = Pits In/Out - C = Lap Time Cancelled

These data/results cannot be reproduced, stored and/or transmitted in whole or in part by any manner of electronic, mechanical, photocopying, recording, broadcasting or otherwise now known or herein after developed without the previous express consent by the copyright owner, except for reproduction in daily press and regular printed publications on sale to the public within 60 days of the event related to those data/results and always provided that copyright symbol appears together as follows below.

© DORNA WSBK ORGANIZATION Srl 2023



**Pirelli Emilia-Romagna Round, 2-4 June 2023**  
**Chronological Analysis Free Practice 1st Session**

18	29.375	27.065	28.879	23.531	1'48.850	232,3	12:08'20.950
19	29.547	24.222	28.763	23.191	1'45.723	231,3	12:10'06.673

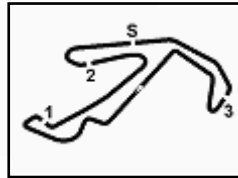
31° 4 H. TRUELOVE [1'42.668]							
Lap	Seg.1	Seg.2	Seg.3	Seg.4	Lap Time	km/h	Local Time
1							11:25'43.803
2	44.196	24.496	31.389	24.174	2'04.255P	229,3	11:27'48.058
3	29.860	24.143	28.951	23.386	1'46.340	231,8	11:29'34.398
4	32.272	24.187	28.383	23.128	1'47.970C	232,8	11:31'22.368
5	28.802	23.990	28.957	23.241	1'44.990	232,3	11:33'07.358
6	28.727	23.967	28.748	23.239	1'44.681	233,3	11:34'52.039
7	30.640	24.025	31.359	24.901	1'50.925C	230,8	11:36'42.964
8	28.819	23.935	28.979	23.203	1'44.936C	232,3	11:38'27.900
9	28.945	24.386	29.221	23.336	1'45.888	232,8	11:40'13.788
10	28.717	24.123	28.950	23.298	1'45.088	230,8	11:41'58.876
11	31.402	24.144	29.545	5'49.686	7'14.777CP	232,8	11:49'13.653
12	42.880	24.261	28.985	23.278	1'59.404P	230,8	11:51'13.057
13	38.936	24.172	29.095	23.524	1'55.727C	232,3	11:53'08.784
14	28.934	23.865	28.660	23.040	1'44.499	232,3	11:54'53.283
15	28.633	23.891	28.430	23.128	1'44.082	<b>234,3</b>	11:56'37.365
16	28.493	23.832	28.342	23.036	1'43.703	231,3	11:58'21.068
17	29.247	24.082	34.190	1'09.348	2'36.867P	225,5	12:00'57.935
18	44.213	23.895	28.504	23.011	1'59.623P	232,8	12:02'57.558
19	28.213	23.622	28.294	23.040	1'43.169	233,3	12:04'40.727
20	28.211	23.542	28.586	22.870	1'43.209	<b>234,3</b>	12:06'23.936
21	<b>28.013</b>	<b>23.541</b>	28.264	<b>22.850</b>	<b>1'42.668</b>	233,3	12:08'06.604
22	28.333	23.615	<b>28.240</b>	23.681	1'43.869	232,8	12:09'50.473
23	28.575	28.024	30.340	29.663	1'56.602	230,3	12:11'47.075

32° 98 M. ABE [1'42.903]							
Lap	Seg.1	Seg.2	Seg.3	Seg.4	Lap Time	km/h	Local Time
1							11:25'41.114
2	47.698	24.926	29.596	24.331	2'06.551P	229,8	11:27'47.665
3	28.835	23.855	28.335	22.974	1'43.999	230,8	11:29'31.664
4	29.238	24.599	28.489	23.084	1'45.410	<b>232,8</b>	11:31'17.074
5	28.433	23.765	28.567	22.922	1'43.687	231,8	11:33'00.761
6	28.511	24.060	28.381	22.996	1'43.948	231,8	11:34'44.709
7	29.820	23.636	28.468	22.814	1'44.738	229,3	11:36'29.447
8	29.087	24.045	28.740	23.002	1'44.874	232,3	11:38'14.321
9	28.379	23.733	28.874	22.941	1'43.927	227,4	11:39'58.248
10	28.351	23.720	28.644	23.108	1'43.823	226,9	11:41'42.071
11	36.593	26.260	28.687	23.108	1'54.648	227,4	11:43'36.719
12	28.727	32.508	40.277	26.999	2'08.511	169,5	11:45'45.230
13	28.911	23.858	28.905	23.033	1'44.707	225,5	11:47'29.937
14	29.149	24.280	28.579	22.953	1'44.961	227,4	11:49'14.898
15	28.306	23.800	28.496	22.885	1'43.487	227,8	11:50'58.385
16	30.320	23.746	28.628	23.138	1'45.832	227,4	11:52'44.217
17	30.229	23.634	28.744	8'25.106	9'47.713P	228,8	12:02'31.930
18	46.796	23.923	28.509	22.849	2'02.077P	225,5	12:04'34.007
19	28.403	<b>23.507</b>	<b>28.260</b>	<b>22.733</b>	<b>1'42.903</b>	229,3	12:06'16.910
20	28.929	24.274	29.705	22.927	1'45.835	223,6	12:08'02.745
21	28.243	23.593	28.495	22.841	1'43.172	226,9	12:09'45.917
22	<b>28.165</b>	23.767	28.440	23.061	1'43.433	228,3	12:11'29.350

02/06/2023 P = Pits In/Out - C = Lap Time Cancelled

These data/results cannot be reproduced, stored and/or transmitted in whole or in part by any manner of electronic, mechanical, photocopying, recording, broadcasting or otherwise now known or herein after developed without the previous express consent by the copyright owner, except for reproduction in daily press and regular printed publications on sale to the public within 60 days of the event related to those data/results and always provided that copyright symbol appears together as follows below.

© DORNA WSBK ORGANIZATION Srl 2023



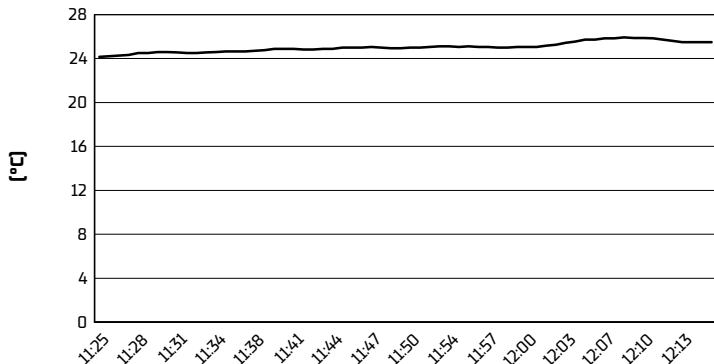
Misano Circuit Sic 58 4.226 m

**Pirelli Emilia-Romagna Round, 2-4 June 2023**

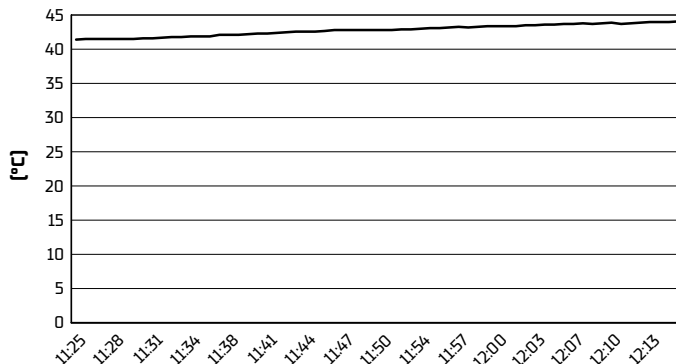
**Weather Report Free Practice 1st Session**

Session started 11:25 - Session ended 12:16

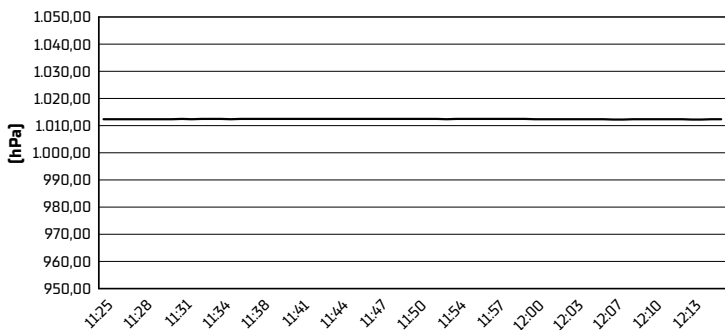
**Air Temperature**



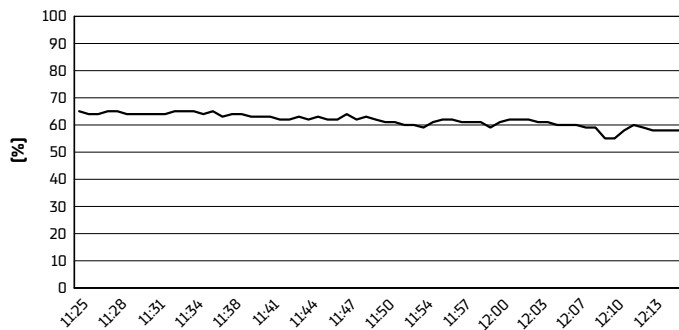
**Track Temperature**



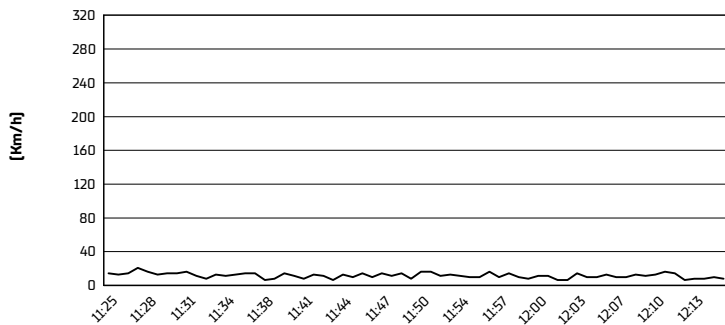
**Air Pressure**



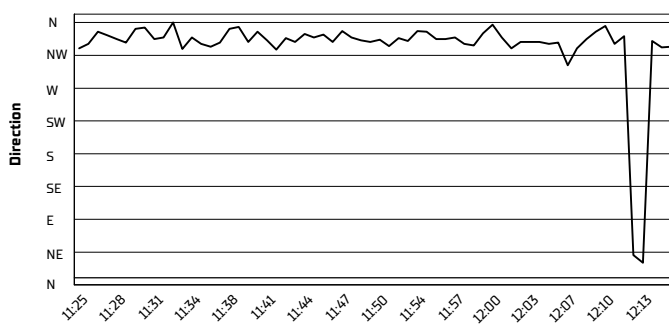
**Humidity**



**Wind Speed**



**Wind Direction**



02/06/2023

These data/results cannot be reproduced, stored and/or transmitted in whole or in part by any manner of electronic, mechanical, photocopying, recording, broadcasting or otherwise now known or herein after developed without the previous express consent by the copyright owner, except for reproduction in daily press and regular printed publications on sale to the public within 60 days of the event related to those data/results and always provided that copyright symbol appears together as follows below.

© DORNA WSBK ORGANIZATION Srl 2023