

**Pirelli Emilia-Romagna Round, 2-4 June 2023**  
**Results Tissot Superpole**

Misano Circuit Sic 58 4.226 m

1 / 3

No.	Rider	Nat	Team	Bike	Class	Time	Gap	Rel.	Laps	Speed	
										Avg	Max
1	11 N. BULEGA	ITA	Aruba.it Racing WorldSSP Team	Ducati Panigale V2		1'36.495			11	157,662	240,0
2	64 F. CARICASULO	ITA	Althea Racing Team	Ducati Panigale V2		1'37.112	0.617	0.617	9	156,660	239,5
3	55 Y. MONTELLA	ITA	Barni Spark Racing Team	Ducati Panigale V2		1'37.357	0.862	0.245	6	156,266	237,4
4	23 M. SCHROETTER	GER	MV Agusta Reparto Corse	MV Agusta F3 800 RR		1'37.691	1.196	0.334	9	155,732	240,0
5	28 G. VAN STRAALLEN	NED	EAB Racing Team	Yamaha YZF R6		1'37.720	1.225	0.029	10	155,686	239,5
6	54 B. SOFUOGLU	TUR	MV Agusta Reparto Corse	MV Agusta F3 800 RR		1'37.804	1.309	0.084	10	155,552	241,1
7	14 L. MAHIAS	FRA	Kawasaki Puccetti Racing	Kawasaki ZX-6R		1'37.845	1.350	0.041	8	155,487	237,4
8	40 S. CORSI	ITA	AltoGo Racing Team	Yamaha YZF R6		1'37.865	1.370	0.020	10	155,455	238,9
9	9 J. NAVARRO	ESP	Ten Kate Racing Yamaha	Yamaha YZF R6		1'37.983	1.488	0.118	11	155,268	244,9
10	66 N. TUULI	FIN	Dynavolt Triumph	Triumph Street Triple RS 765		1'37.993	1.498	0.010	10	155,252	240,5
11	62 S. MANZI	ITA	Ten Kate Racing Yamaha	Yamaha YZF R6		1'37.995	1.500	0.002	11	155,249	238,9
12	42 M. BUSSOLOTTI	ITA	Axon Seven Team	Yamaha YZF R6		1'37.997	1.502	0.002	9	155,246	233,8
13	29 N. SPINELLI	ITA	VFT Racing WEBIKE Yamaha	Yamaha YZF R6		1'38.177	1.682	0.180	10	154,961	242,7
14	99 A. HUERTAS	ESP	MTM Kawasaki	Kawasaki ZX-6R		1'38.230	1.735	0.053	9	154,877	240,0
15	32 O. BAYLISS	AUS	D34G Racing	Ducati Panigale V2		1'38.282	1.787	0.052	10	154,795	241,1
16	19 A. MANTOVANI	ITA	Evan Bros. WorldSSP Yamaha Team	Yamaha YZF R6		1'38.676	2.181	0.394	10	154,177	243,8
17	69 T. BOOTH-AMOS	GBR	Motozoo ME AIR Racing	Kawasaki ZX-6R	*	1'38.913	2.418	0.237	8	153,808	238,4
18	22 F. FULIGNI	ITA	Orelac Racing Verdnatura	Ducati Panigale V2	*	1'38.938	2.443	0.025	9	153,769	234,8
19	17 J. MCPHEE	GBR	Vince64 by Puccetti Racing	Kawasaki ZX-6R		1'38.971	2.476	0.033	7	153,718	237,4
20	86 J. GIMBERT	FRA	GMT94 Yamaha	Yamaha YZF R6		1'39.003	2.508	0.032	10	153,668	242,7
21	3 R. DE ROSA	ITA	Orelac Racing Verdnatura	Ducati Panigale V2		1'39.155	2.660	0.152	2	153,433	236,3
22	95 T. MACKENZIE	GBR	PETRONAS MIE Racing Honda Team	Honda CBR600RR		1'39.449	2.954	0.294	8	152,979	234,3
23	51 A. SARMOON	THA	Yamaha Thailand Racing Team	Yamaha YZF R6		1'39.637	3.142	0.188	10	152,690	238,4
24	73 M. KOFLER	AUT	D34G Racing	Ducati Panigale V2	*	1'39.767	3.272	0.130	9	152,491	243,2
25	71 T. EDWARDS	AUS	Yart-Yamaha WorldSSP Team	Yamaha YZF R6	*	1'39.776	3.281	0.009	9	152,478	242,7
26	16 Y. OKAYA	JPN	ProDina Kawasaki Racing	Kawasaki ZX-6R	*	1'39.900	3.405	0.124	10	152,288	243,2
27	68 L. POWER	AUS	Motozoo ME AIR Racing	Kawasaki ZX-6R	*	1'40.032	3.537	0.132	8	152,087	236,8
28	7 A. NORRODIN	MAS	PETRONAS MIE Racing Honda Team	Honda CBR600RR		1'40.290	3.795	0.258	9	151,696	238,9
29	4 H. TRUELOVE	GBR	Dynavolt Triumph	Triumph Street Triple RS 765		1'40.463	3.968	0.173	10	151,435	239,5
30	56 R. WILAIROT	THA	Yamaha Thailand Racing Team	Yamaha YZF R6		1'40.735	4.240	0.272	12	151,026	239,5
31	98 M. ABE	JPN	VFT Racing WEBIKE Yamaha	Yamaha YZF R6	*	1'41.164	4.669	0.429	9	150,386	235,3
----- Not Qualified -----											
NQ	27 A. DIAZ	ESP	Arco Yart Yamaha WorldSSP	Yamaha YZF R6	*	1'41.396	4.901	0.232	8	150,041	237,4

Qualifying Lap Time (105% of 1'36.495): 1'41.320

\* WorldSSP Challenge

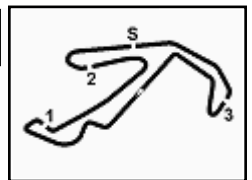
AIR	Humidity:	70%	Temp:	23°C
TRACK	Condition:	Dry	Temp:	37°C

Records	Pole	(SP)	2022	D.Aegerter	1'37.173	156,560	Km/h
	Race	(RC2)	2022	N.Bulega	1'37.671	155,760	Km/h
	All Times	(SP)	2022	D.Aegerter	1'37.173	156,560	Km/h

Start 03/06/2023 10:25 End 10:48 The results are provisional until the end of the time limit for protests and appeals and the completion of the technical checks.

These data/results cannot be reproduced, stored and/or transmitted in whole or in part by any manner of electronic, mechanical, photocopying, recording, broadcasting or otherwise now known or herein after developed without the previous express consent by the copyright owner, except for reproduction in daily press and regular printed publications on sale to the public within 60 days of the event related to those data/results and always provided that copyright symbol appears together as follows below.

© DORNA WSBK ORGANIZATION Srl 2023



**Pirelli Emilia-Romagna Round, 2-4 June 2023**  
**Results Tissot Superpole**

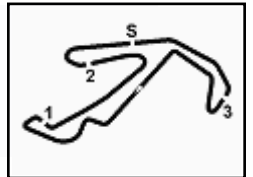
**Session Highlights**

Local Time	No. Rider	Description
10.25.00		Start
10.30.19		New All Time Lap Record
10.30.41	<b>3 R. DE ROSA</b>	Crashed - Turn 6
10.30.45	<b>56 R. WILAIROT</b>	Current Lap Cancelled - Exceeded Track Limits - Turn 1
10.31.57	<b>62 S. MANZI</b>	Lap Cancelled [1'38.674] - Yellow Flag - Turn 6
10.32.02	<b>23 M. SCHROETTER</b>	Lap Cancelled [1'38.387] - Yellow Flag - Turn 6
10.32.07	<b>54 B. SOFUOGLU</b>	Current Lap Cancelled - Exceeded Track Limits - Turn 1
10.32.07	<b>32 O. BAYLISS</b>	On the Gravel - Re-Joined - Turn 13
10.32.13	<b>54 B. SOFUOGLU</b>	Lap Cancelled [1'39.006] - Yellow Flag - Turn 6
10.32.18	<b>29 N. SPINELLI</b>	Lap Cancelled [1'38.829] - Yellow Flag - Turn 6
10.32.18	<b>29 N. SPINELLI</b>	Current Lap Cancelled - Exceeded Track Limits - Turn 1
10.32.22	<b>40 S. CORSI</b>	Lap Cancelled [1'40.903] - Yellow Flag - Turn 6
10.32.27	<b>22 F. FULIGNI</b>	Current Lap Cancelled - Exceeded Track Limits - Turn 1
10.32.27	<b>7 A. NORRODIN</b>	Lap Cancelled [1'40.768] - Yellow Flag - Turn 6
10.32.31	<b>9 J. NAVARRO</b>	Current Lap Cancelled - Exceeded Track Limits - Turn 1
10.32.32	<b>19 A. MANTOVANI</b>	Lap Cancelled [1'39.119] - Yellow Flag - Turn 6
10.32.33	<b>42 M. BUSSOLOTTI</b>	Current Lap Cancelled - Exceeded Track Limits - Turn 1
10.32.33	<b>69 T. BOOTH-AMOS</b>	Current Lap Cancelled - Exceeded Track Limits - Turn 1
10.32.36	<b>32 O. BAYLISS</b>	Current Lap Cancelled - Exceeded Track Limits - Turn 1
10.32.38	<b>27 A. DIAZ</b>	Lap Cancelled [1'56.047] - Yellow Flag - Turn 6
10.32.42	<b>16 Y. OKAYA</b>	Lap Cancelled [1'41.360] - Yellow Flag - Turn 6
10.32.48	<b>4 H. TRUELOVE</b>	Lap Cancelled [1'45.437] - Yellow Flag - Turn 6
10.32.52	<b>71 T. EDWARDS</b>	Lap Cancelled [1'49.011] - Yellow Flag - Turn 6
10.33.03	<b>16 Y. OKAYA</b>	Lap Cancelled [1'41.360] - Exceeded Track Limits - Turn 10
10.33.43	<b>86 J. GIMBERT</b>	Lap Cancelled [2'37.190] - Yellow Flag - Turn 6
10.34.02	<b>7 A. NORRODIN</b>	Current Lap Cancelled - Exceeded Track Limits - Turn 1
10.34.04	<b>16 Y. OKAYA</b>	Current Lap Cancelled - Exceeded Track Limits - Turn 1
10.34.57	<b>56 R. WILAIROT</b>	Lap Cancelled [1'46.534] - Exceeded Track Limits - Turn 16
10.35.30	<b>54 B. SOFUOGLU</b>	Current Lap Cancelled - Exceeded Track Limits - Turn 1
10.36.50	<b>73 M. KOFLER</b>	Lap Cancelled [6'02.805] - Yellow Flag - Turn 6
10.40.25	<b>73 M. KOFLER</b>	Current Lap Cancelled - Exceeded Track Limits - Turn 1
10.40.33	<b>14 L. MAHIAS</b>	Current Lap Cancelled - Exceeded Track Limits - Turn 1
10.42.11	<b>55 Y. MONTELLA</b>	Crashed - Turn 15
10.42.57	<b>7 A. NORRODIN</b>	Current Lap Cancelled - Exceeded Track Limits - Turn 1
10.43.32	<b>86 J. GIMBERT</b>	Current Lap Cancelled - Exceeded Track Limits - Turn 1
10.43.41	<b>27 A. DIAZ</b>	On the Gravel - Re-Joined - Turn 13
10.44.01	<b>27 A. DIAZ</b>	Stop - Technical Problem
10.44.05	<b>28 G. VAN STRAALLEN</b>	Current Lap Cancelled - Exceeded Track Limits - Turn 1
10.44.07	<b>69 T. BOOTH-AMOS</b>	Lap Cancelled [1'53.505] - Exceeded Track Limits - Turn 11
10.44.12	<b>4 H. TRUELOVE</b>	Lap Cancelled [1'58.766] - Exceeded Track Limits - Turn 16
10.44.13	<b>95 T. MACKENZIE</b>	Current Lap Cancelled - Exceeded Track Limits - Turn 1
10.44.17	<b>4 H. TRUELOVE</b>	Lap Cancelled [1'58.766] - Exceeded Track Limits - Turn 16
10.44.22	<b>95 T. MACKENZIE</b>	Lap Cancelled [1'40.176] - Yellow Flag - Turn 15
10.44.27	<b>99 A. HUERTAS</b>	Lap Cancelled [1'38.385] - Yellow Flag - Turn 15
10.44.32	<b>54 B. SOFUOGLU</b>	Lap Cancelled [1'38.885] - Yellow Flag - Turn 15
10.44.37	<b>7 A. NORRODIN</b>	Lap Cancelled [1'40.354] - Yellow Flag - Turn 15
10.44.42	<b>56 R. WILAIROT</b>	Lap Cancelled [1'40.538] - Yellow Flag - Turn 15
10.44.47	<b>22 F. FULIGNI</b>	Lap Cancelled [1'46.452] - Yellow Flag - Turn 15
10.44.54	<b>66 N. TUULI</b>	Current Lap Cancelled - Exceeded Track Limits - Turn 1
10.45.33	<b>64 F. CARICASULO</b>	Technical Problem - Turn 8
10.46.15	<b>95 T. MACKENZIE</b>	Lap Cancelled [2'09.259] - Yellow Flag - Turn 8
10.46.57	<b>4 H. TRUELOVE</b>	Lap Cancelled [1'40.954] - Exceeded Track Limits - Turn 16
10.48.23		Top 3 Confirmed
10.48.28		End Of Session

Start                      End                      The results are provisional until the end of the time limit for protests and appeals  
03/06/2023              10:25                      10:48                      and the completion of the technical checks.

These data/results cannot be reproduced, stored and/or transmitted in whole or in part by any manner of electronic, mechanical, photocopying, recording, broadcasting or otherwise now known or herein after developed without the previous express consent by the copyright owner, except for reproduction in daily press and regular printed publications on sale to the public within 60 days of the event related to those data/results and always provided that copyright symbol appears together as follows below.

© DORNA WSBK ORGANIZATION Srl 2023



**Pirelli Emilia-Romagna Round, 2-4 June 2023**  
**Results Tissot Superpole**

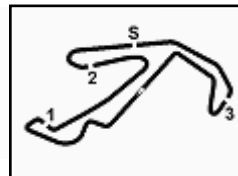
**Fastest Laps Sequence**

No.	Rider	Nat	Team	Bike	Local Time	Time	Gap	Avg
62	S. MANZI	ITA	Ten Kate Racing Yamaha	Yamaha YZF R6	10:28'30.495	<b>1'39.487</b>		152,920
23	M. SCHROETTER	GER	MV Agusta Reparto Corse	MV Agusta F3 800 RR	10:28'36.522	<b>1'38.873</b>	-0.614	153,870
64	F. CARICASULO	ITA	Althea Racing Team	Ducati Panigale V2	10:29'29.208	<b>1'38.575</b>	-0.298	154,335
11	N. BULEGA	ITA	Aruba.it Racing WorldSSP Team	Ducati Panigale V2	10:29'52.325	<b>1'37.164</b>	-1.411	156,577
11	N. BULEGA	ITA	Aruba.it Racing WorldSSP Team	Ducati Panigale V2	10:31'29.347	<b>1'37.022</b>	-0.142	156,806
11	N. BULEGA	ITA	Aruba.it Racing WorldSSP Team	Ducati Panigale V2	10:38'20.242	<b>1'36.495</b>	-0.527	157,662

Start 10:25 End 10:48 The results are provisional until the end of the time limit for protests and appeals and the completion of the technical checks.

These data/results cannot be reproduced, stored and/or transmitted in whole or in part by any manner of electronic, mechanical, photocopying, recording, broadcasting or otherwise now known or herein after developed without the previous express consent by the copyright owner, except for reproduction in daily press and regular printed publications on sale to the public within 60 days of the event related to those data/results and always provided that copyright symbol appears together as follows below.

© DORNA WSBK ORGANIZATION Srl 2023



## Pirelli Emilia-Romagna Round, 2-4 June 2023

### Starting Grid - Race 1 (18 Laps x 4,226 km = 76,068 km)

Misano Circuit Sic 58 4.226 m

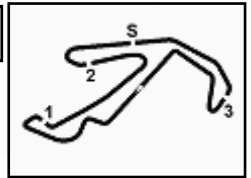
1	11	BULEGA N. Ducati	1'36.495	2	64	CARICASULO F. Ducati	1'37.112	3	55	MONTELLA Y. Ducati	1'37.357
2	23	SCHROETTER M. MV Agusta	1'37.691	5	28	VAN STRAALEN G. Yamaha	1'37.720	6	54	SOFUOGLU B. MV Agusta	1'37.804
3	14	MAHIAS L. Kawasaki	1'37.845	8	9	NAVARRO J. Yamaha	1'37.983	9	66	TUULI N. Triumph	1'37.993
4	62	MANZI S. Yamaha	1'37.995	11	40	CORSI S. Yamaha	1'37.865	12	42	BUSSOLOTTI M. Yamaha	1'37.997
5	29	SPINELLI N. Yamaha	1'38.177	14	99	HUERTAS A. Kawasaki	1'38.230	15	32	BAYLISS O. Ducati	1'38.282
6	19	MANTOVANI A. Yamaha	1'38.676	17	69	BOOTH-AMOS T. Kawasaki	1'38.913	18	22	FULIGNI F. Ducati	1'38.938
7	17	MCPHEE J. Kawasaki	1'38.971	20	86	GIMBERT J. Yamaha	1'39.003	21	3	DE ROSA R. Ducati	1'39.155
8	95	MACKENZIE T. Honda	1'39.449	23	51	SARMOON A. Yamaha	1'39.637	24	73	KOFLER M. Ducati	1'39.767
9	71	EDWARDS T. Yamaha	1'39.776	26	16	OKAYA Y. Kawasaki	1'39.900	27	68	POWER L. Kawasaki	1'40.032
10	7	NORRODIN A. Honda	1'40.290	29	4	TRUELOVE H. Triumph	1'40.463	30	56	WILAIROT R. Yamaha	1'40.735
11	98	ABE M. Yamaha	1'41.164	32	27	DIAZ A. Yamaha	1'41.396				

N.40 (Corsi S.) has been penalized with 3 grid positions for slowing on the riding line during SP  
N.27 (Diaz A.) is allowed to start the race according to Art. 115.6 (FPs)

03/06/2023 The Race Director .....

\* = Penalized

These data/results cannot be reproduced, stored and/or transmitted in whole or in part by any manner of electronic, mechanical, photocopying, recording, broadcasting or otherwise now known or herein after developed without the previous express consent by the copyright owner, except for reproduction in daily press and regular printed publications on sale to the public within 60 days of the event related to those data/results and always provided that copyright symbol appears together as follows below. © DORNA WSBK ORGANIZATION Srl 2023



**Pirelli Emilia-Romagna Round, 2-4 June 2023**  
**Best Sectors & Speed Tissot Superpole**

Misano Circuit Sic 58 4.226 m

BEST LAP		
1	11 N. BULEGA	Ducati Panigale V2 1'36.495
2	64 F. CARICASULO	Ducati Panigale V2 1'37.112
3	55 Y. MONTELLA	Ducati Panigale V2 1'37.357
4	23 M. SCHROETTER	MV Agusta F3 800 RR 1'37.691
5	28 G. VAN STRAALLEN	Yamaha YZF R6 1'37.720
6	54 B. SOFUOGLU	MV Agusta F3 800 RR 1'37.804
7	14 L. MAHIAS	Kawasaki ZX-6R 1'37.845
8	40 S. CORSI	Yamaha YZF R6 1'37.865
9	9 J. NAVARRO	Yamaha YZF R6 1'37.983
10	66 N. TUULI	Triumph Street Triple RS 765 1'37.993
11	62 S. MANZI	Yamaha YZF R6 1'37.995
12	42 M. BUSSOLOTTI	Yamaha YZF R6 1'37.997
13	29 N. SPINELLI	Yamaha YZF R6 1'38.177
14	99 A. HUERTAS	Kawasaki ZX-6R 1'38.230
15	32 O. BAYLISS	Ducati Panigale V2 1'38.282
16	19 A. MANTOVANI	Yamaha YZF R6 1'38.676
17	69 T. BOOTH-AMOS	Kawasaki ZX-6R 1'38.913
18	22 F. FULIGNI	Ducati Panigale V2 1'38.938
19	17 J. MCPHEE	Kawasaki ZX-6R 1'38.971
20	86 J. GIMBERT	Yamaha YZF R6 1'39.003
21	3 R. DE ROSA	Ducati Panigale V2 1'39.155
22	95 T. MACKENZIE	Honda CBR600RR 1'39.449
23	51 A. SARMOON	Yamaha YZF R6 1'39.637
24	73 M. KOFLER	Ducati Panigale V2 1'39.767
25	71 T. EDWARDS	Yamaha YZF R6 1'39.776
26	16 Y. OKAYA	Kawasaki ZX-6R 1'39.900
27	68 L. POWER	Kawasaki ZX-6R 1'40.032
28	7 A. NORRODIN	Honda CBR600RR 1'40.290
29	4 H. TRUVELOVE	Triumph Street Triple RS 765 1'40.463
30	56 R. WILAIROT	Yamaha YZF R6 1'40.735
31	98 M. ABE	Yamaha YZF R6 1'41.164
32	27 A. DIAZ	Yamaha YZF R6 1'41.396

SPEED		
1	9 J. NAVARRO	Yamaha YZF R6 244,9
2	19 A. MANTOVANI	Yamaha YZF R6 243,8
3	16 Y. OKAYA	Kawasaki ZX-6R 243,2
4	73 M. KOFLER	Ducati Panigale V2 243,2
5	29 N. SPINELLI	Yamaha YZF R6 242,7
6	71 T. EDWARDS	Yamaha YZF R6 242,7
7	86 J. GIMBERT	Yamaha YZF R6 242,7
8	54 B. SOFUOGLU	MV Agusta F3 800 RR 241,1
9	32 O. BAYLISS	Ducati Panigale V2 241,1
10	66 N. TUULI	Triumph Street Triple RS 765 240,5
11	99 A. HUERTAS	Kawasaki ZX-6R 240,0
12	11 N. BULEGA	Ducati Panigale V2 240,0
13	23 M. SCHROETTER	MV Agusta F3 800 RR 240,0
14	4 H. TRUVELOVE	Triumph Street Triple RS 765 239,5
15	56 R. WILAIROT	Yamaha YZF R6 239,5
16	28 G. VAN STRAALLEN	Yamaha YZF R6 239,5
17	64 F. CARICASULO	Ducati Panigale V2 239,5
18	7 A. NORRODIN	Honda CBR600RR 238,9
19	40 S. CORSI	Yamaha YZF R6 238,9
20	62 S. MANZI	Yamaha YZF R6 238,9
21	51 A. SARMOON	Yamaha YZF R6 238,4
22	69 T. BOOTH-AMOS	Kawasaki ZX-6R 238,4
23	14 L. MAHIAS	Kawasaki ZX-6R 237,4
24	55 Y. MONTELLA	Ducati Panigale V2 237,4
25	17 J. MCPHEE	Kawasaki ZX-6R 237,4
26	27 A. DIAZ	Yamaha YZF R6 237,4
27	68 L. POWER	Kawasaki ZX-6R 236,8
28	3 R. DE ROSA	Ducati Panigale V2 236,3
29	98 M. ABE	Yamaha YZF R6 235,3
30	22 F. FULIGNI	Ducati Panigale V2 234,8
31	95 T. MACKENZIE	Honda CBR600RR 234,3
32	42 M. BUSSOLOTTI	Yamaha YZF R6 233,8

SEG. 1	
1	11 N. BULEGA 26.420
2	55 Y. MONTELLA 26.445
3	64 F. CARICASULO 26.595
4	28 G. VAN STRAALLEN 26.646
5	14 L. MAHIAS 26.662
6	42 M. BUSSOLOTTI 26.662
7	40 S. CORSI 26.681
8	9 J. NAVARRO 26.707
9	69 T. BOOTH-AMOS 26.796
10	29 N. SPINELLI 26.802
11	23 M. SCHROETTER 26.810
12	54 B. SOFUOGLU 26.822
13	62 S. MANZI 26.841
14	19 A. MANTOVANI 26.849
15	66 N. TUULI 26.857
16	99 A. HUERTAS 26.948
17	32 O. BAYLISS 26.983
18	22 F. FULIGNI 26.994
19	17 J. MCPHEE 27.024
20	3 R. DE ROSA 27.108
21	95 T. MACKENZIE 27.112
22	51 A. SARMOON 27.146
23	27 A. DIAZ 27.252
24	7 A. NORRODIN 27.253
25	86 J. GIMBERT 27.270
26	71 T. EDWARDS 27.324
27	73 M. KOFLER 27.333
28	56 R. WILAIROT 27.407
29	68 L. POWER 27.472
30	4 H. TRUVELOVE 27.482
31	16 Y. OKAYA 27.487
32	98 M. ABE 27.583

SEG. 2	
1	11 N. BULEGA 22.169
2	64 F. CARICASULO 22.258
3	54 B. SOFUOGLU 22.317
4	55 Y. MONTELLA 22.464
5	23 M. SCHROETTER 22.473
6	62 S. MANZI 22.474
7	99 A. HUERTAS 22.477
8	66 N. TUULI 22.488
9	28 G. VAN STRAALLEN 22.524
10	40 S. CORSI 22.527
11	32 O. BAYLISS 22.539
12	29 N. SPINELLI 22.591
13	14 L. MAHIAS 22.604
14	19 A. MANTOVANI 22.625
15	42 M. BUSSOLOTTI 22.634
16	3 R. DE ROSA 22.652
17	9 J. NAVARRO 22.703
18	22 F. FULIGNI 22.716
19	86 J. GIMBERT 22.716
20	16 Y. OKAYA 22.772
21	95 T. MACKENZIE 22.844
22	27 A. DIAZ 22.854
23	69 T. BOOTH-AMOS 22.873
24	51 A. SARMOON 22.914
25	68 L. POWER 22.964
26	17 J. MCPHEE 22.965
27	73 M. KOFLER 22.970
28	71 T. EDWARDS 22.996
29	4 H. TRUVELOVE 23.120
30	7 A. NORRODIN 23.143
31	56 R. WILAIROT 23.166
32	98 M. ABE 23.280

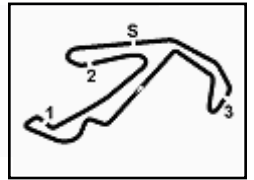
SEG. 3	
1	11 N. BULEGA 26.402
2	64 F. CARICASULO 26.539
3	23 M. SCHROETTER 26.542
4	66 N. TUULI 26.551
5	55 Y. MONTELLA 26.579
6	54 B. SOFUOGLU 26.590
7	9 J. NAVARRO 26.652
8	14 L. MAHIAS 26.655
9	28 G. VAN STRAALLEN 26.656
10	17 J. MCPHEE 26.726
11	29 N. SPINELLI 26.738
12	99 A. HUERTAS 26.766
13	40 S. CORSI 26.793
14	42 M. BUSSOLOTTI 26.803
15	62 S. MANZI 26.866
16	22 F. FULIGNI 26.900
17	69 T. BOOTH-AMOS 26.917
18	32 O. BAYLISS 26.924
19	68 L. POWER 27.005
20	19 A. MANTOVANI 27.033
21	3 R. DE ROSA 27.037
22	86 J. GIMBERT 27.051
23	16 Y. OKAYA 27.061
24	95 T. MACKENZIE 27.132
25	73 M. KOFLER 27.145
26	71 T. EDWARDS 27.202
27	7 A. NORRODIN 27.230
28	51 A. SARMOON 27.247
29	4 H. TRUVELOVE 27.278
30	56 R. WILAIROT 27.405
31	98 M. ABE 27.680
32	27 A. DIAZ 27.778

SEG. 4	
1	11 N. BULEGA 21.504
2	55 Y. MONTELLA 21.626
3	64 F. CARICASULO 21.672
4	23 M. SCHROETTER 21.680
5	28 G. VAN STRAALLEN 21.725
6	62 S. MANZI 21.777
7	32 O. BAYLISS 21.836
8	40 S. CORSI 21.864
9	14 L. MAHIAS 21.883
10	99 A. HUERTAS 21.895
11	42 M. BUSSOLOTTI 21.897
12	9 J. NAVARRO 21.911
13	66 N. TUULI 21.929
14	54 B. SOFUOGLU 21.949
15	86 J. GIMBERT 21.959
16	29 N. SPINELLI 21.996
17	22 F. FULIGNI 22.020
18	3 R. DE ROSA 22.026
19	19 A. MANTOVANI 22.027
20	69 T. BOOTH-AMOS 22.081
21	95 T. MACKENZIE 22.161
22	17 J. MCPHEE 22.170
23	71 T. EDWARDS 22.176
24	16 Y. OKAYA 22.179
25	51 A. SARMOON 22.264
26	73 M. KOFLER 22.315
27	27 A. DIAZ 22.354
28	68 L. POWER 22.354
29	98 M. ABE 22.379
30	4 H. TRUVELOVE 22.393
31	56 R. WILAIROT 22.453
32	7 A. NORRODIN 22.539

03/06/2023

These data/results cannot be reproduced, stored and/or transmitted in whole or in part by any manner of electronic, mechanical, photocopying, recording, broadcasting or otherwise now known or herein after developed without the previous express consent by the copyright owner, except for reproduction in daily press and regular printed publications on sale to the public within 60 days of the event related to those data/results and always provided that copyright symbol appears together as follows below.

© DORNA WSBK ORGANIZATION Srl 2023



**Pirelli Emilia-Romagna Round, 2-4 June 2023**  
**Ideal Times Tissot Superpole**

Misano Circuit Sic 58 4.226 m

No. Rider	Nat	Bike	Seg. 1 Diff. 1	Seg. 2 Diff. 2	Seg. 3 Diff. 3	Seg. 4 Diff. 4	Ideal Time Best Lap	Pos.	Diff.
1 11 N. BULEGA	ITA	Ducati Panigale V2	26.420	22.169	26.402	21.504	1'36.495	1	
2 64 F. CARICASULO	ITA	Ducati Panigale V2	26.595	22.258 +0.048	26.539	21.672	1'37.064 1'37.112	2	0.048
3 55 Y. MONTELLA	ITA	Ducati Panigale V2	26.445 +0.108	22.464 +0.007	26.579 +0.095	21.626 +0.033	1'37.114 1'37.357	3	0.243
4 23 M. SCHROETTER	GER	MV Agusta F3 800 RR	26.810	22.473 +0.186	26.542	21.680	1'37.505 1'37.691	4	0.186
5 28 G. VAN STRAALEN	NED	Yamaha YZF R6	26.646	22.524 +0.076	26.656 +0.048	21.725 +0.045	1'37.551 1'37.720	5	0.169
6 54 B. SOFUOGLU	TUR	MV Agusta F3 800 RR	26.822	22.317 +0.040	26.590 +0.086	21.949	1'37.678 1'37.804	6	0.126
7 14 L. MAHIAS	FRA	Kawasaki ZX-6R	26.662	22.604	26.655 +0.041	21.883	1'37.804 1'37.845	7	0.041
8 66 N. TUULI	FIN	Triumph Street Triple RS 765	26.857 +0.025	22.488	26.551 +0.143	21.929	1'37.825 1'37.993	10	0.168
9 40 S. CORSI	ITA	Yamaha YZF R6	26.681	22.527	26.793	21.864	1'37.865 1'37.865	8	
10 62 S. MANZI	ITA	Yamaha YZF R6	26.841 +0.037	22.474	26.866	21.777	1'37.958 1'37.995	11	0.037
11 9 J. NAVARRO	ESP	Yamaha YZF R6	26.707	22.703	26.652	21.911 +0.010	1'37.973 1'37.983	9	0.010
12 42 M. BUSSOLOTTI	ITA	Yamaha YZF R6	26.662 +0.001	22.634	26.803	21.897	1'37.996 1'37.997	12	0.001
13 99 A. HUERTAS	ESP	Kawasaki ZX-6R	26.948	22.477 +0.088	26.766 +0.056	21.895	1'38.086 1'38.230	14	0.144
14 29 N. SPINELLI	ITA	Yamaha YZF R6	26.802	22.591 +0.017	26.738 +0.009	21.996 +0.024	1'38.127 1'38.177	13	0.050
15 32 D. BAYLISS	AUS	Ducati Panigale V2	26.983	22.539	26.924	21.836	1'38.282 1'38.282	15	
16 19 A. MANTOVANI	ITA	Yamaha YZF R6	26.849	22.625 +0.142	27.033	22.027	1'38.534 1'38.676	16	0.142
17 22 F. FULIGNI	ITA	Ducati Panigale V2	26.994 +0.033	22.716 +0.202	26.900 +0.073	22.020	1'38.630 1'38.938	18	0.308
18 69 T. BOOTH-AMOS	GBR	Kawasaki ZX-6R	26.796	22.873 +0.095	26.917 +0.024	22.081 +0.127	1'38.667 1'38.913	17	0.246
19 3 R. DE ROSA	ITA	Ducati Panigale V2	27.108 +0.332	22.652	27.037	22.026	1'38.823 1'39.155	21	0.332
20 17 J. MCPHEE	GBR	Kawasaki ZX-6R	27.024	22.965	26.726	22.170 +0.086	1'38.885 1'38.971	19	0.086
21 86 J. GIMBERT	FRA	Yamaha YZF R6	27.270	22.716	27.051 +0.007	21.959	1'38.996 1'39.003	20	0.007
22 95 T. MACKENZIE	GBR	Honda CBR600RR	27.112	22.844 +0.138	27.132 +0.062	22.161	1'39.249 1'39.449	22	0.200
23 16 Y. OKAYA	JPN	Kawasaki ZX-6R	27.487 +0.166	22.772 +0.235	27.061	22.179	1'39.499 1'39.900	26	0.401
24 51 A. SARMOON	THA	Yamaha YZF R6	27.146 +0.023	22.914 +0.043	27.247	22.264	1'39.571 1'39.637	23	0.066
25 71 T. EDWARDS	AUS	Yamaha YZF R6	27.324	22.996 +0.060	27.202	22.176 +0.018	1'39.698 1'39.776	25	0.078
26 73 M. KOFLER	AUT	Ducati Panigale V2	27.333	22.970 +0.004	27.145	22.315	1'39.763 1'39.767	24	0.004
27 68 L. POWER	AUS	Kawasaki ZX-6R	27.472 +0.237	22.964	27.005	22.354	1'39.795 1'40.032	27	0.237
28 7 A. NORRODIN	MAS	Honda CBR600RR	27.253 +0.116	23.143 +0.009	27.230	22.539	1'40.165 1'40.290	28	0.125
29 27 A. DIAZ	ESP	Yamaha YZF R6	27.252 +0.171	22.854 +0.075	27.778 +0.035	22.354 +0.877	1'40.238 1'41.396	32	1.158
30 4 H. TRUELOVE	GBR	Triumph Street Triple RS 765	27.482 +0.120	23.120	27.278	22.393 +0.070	1'40.273 1'40.463	29	0.190
31 56 R. WILAIROT	THA	Yamaha YZF R6	27.407 +0.182	23.166 +0.100	27.405 +0.022	22.453	1'40.431 1'40.735	30	0.304
32 98 M. ABE	JPN	Yamaha YZF R6	27.583	23.280 +0.197	27.680 +0.045	22.379	1'40.922 1'41.164	31	0.242
<b>Overall Ideal Time</b>			26.420	22.169	26.402	21.504	1'36.495		

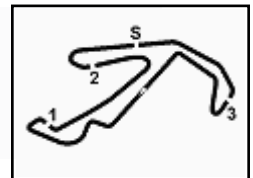
03/06/2023

These data/results cannot be reproduced, stored and/or transmitted in whole or in part by any manner of electronic, mechanical, photocopying, recording, broadcasting or otherwise now known or herein after developed without the previous express consent by the copyright owner, except for reproduction in daily press and regular printed publications on sale to the public within 60 days of the event related to those data/results and always provided that copyright symbol appears together as follows below.

© DORNA WSBK ORGANIZATION Srl 2023

FIGR PERUGIA TIMING





**Pirelli Emilia-Romagna Round, 2-4 June 2023**  
**Chronological Analysis Tissot Superpole**

Misano Circuit Sic 58 4.226 m

1 / 4

**1° 11 N. BULEGA [1'36.495]**

Lap	Seg1	Seg2	Seg3	Seg4	Lap Time	km/h	Local Time
1							10:26'21.903
2	41.972	22.953	26.610	21.723	1'53.258P	238,4	10:28'15.161
3	26.631	22.371	26.543	21.619	1'37.164	238,4	10:29'52.325
4	26.612	22.370	26.463	21.577	1'37.022	238,9	10:31'29.347
5	29.393	22.815	27.347	2'01.694	3'21.249P	236,3	10:34'50.596
6	42.106	22.741	26.611	21.693	1'53.151P	237,4	10:36'43.747
7	<b>26.420</b>	<b>22.169</b>	<b>26.402</b>	<b>21.504</b>	<b>1'36.495</b>	238,9	10:38'20.242
8	26.782	25.435	27.055	21.931	1'41.203	237,4	10:40'01.445
9	27.294	22.461	27.050	22.396	1'39.201	238,9	10:41'40.646
10	27.748	22.705	26.739	21.898	1'39.090	<b>240,0</b>	10:43'19.736
11	27.078	22.480	26.688	21.839	1'38.085	239,5	10:44'57.821
12	26.953	22.405	26.617	21.692	1'37.667	<b>240,0</b>	10:46'35.488

10	26.876	<b>22.524</b>	<b>26.656</b>	<b>21.725</b>	1'37.781	<b>239,5</b>	10:43'54.091
11	35.499	23.255	27.292	22.279	1'48.325C	237,9	10:45'42.416

**6° 54 B. SOFUOGLU [1'37.804]**

Lap	Seg1	Seg2	Seg3	Seg4	Lap Time	km/h	Local Time
1							10:26'58.836
2	27.681	22.723	27.002	22.317	1'39.723	<b>241,1</b>	10:28'38.559
3	27.236	22.575	27.093	22.061	1'38.965	236,8	10:30'17.524
4	27.243	22.533	27.074	22.156	1'39.006C	236,8	10:31'56.530
5	32.323	23.004	27.660	22.426	1'45.413C	236,3	10:33'41.943
6	27.172	22.502	26.848	22.053	1'38.575	238,4	10:35'20.518
7	28.907	22.796	27.172	36.010	1'54.885CP	235,3	10:37'15.403
8	2'23.493	22.738	27.035	22.191	3'35.457P	236,3	10:40'50.860
9	26.884	22.446	26.791	22.764	1'38.885C	239,5	10:42'29.745
10	27.055	<b>22.317</b>	<b>26.590</b>	22.069	1'38.031	<b>241,1</b>	10:44'07.776
11	<b>26.822</b>	22.357	26.676	<b>21.949</b>	<b>1'37.804</b>	<b>241,1</b>	10:45'45.580

**2° 64 F. CARICASULO [1'37.112]**

Lap	Seg1	Seg2	Seg3	Seg4	Lap Time	km/h	Local Time
1							10:25'52.862
2	44.915	23.355	27.401	22.100	1'57.771P	238,4	10:27'50.633
3	27.322	22.593	26.697	21.963	1'38.575	<b>239,5</b>	10:29'29.208
4	27.096	22.573	26.629	21.926	1'38.224	238,9	10:31'07.432
5	26.919	22.482	26.575	21.750	1'37.726	<b>239,5</b>	10:32'45.158
6	27.167	22.764	27.404	2'47.425	4'04.760P	238,9	10:36'49.918
7	42.422	22.673	26.644	21.850	1'53.589P	237,4	10:38'43.507
8	26.726	<b>22.258</b>	26.592	21.710	1'37.286	237,9	10:40'20.793
9	<b>26.595</b>	22.306	<b>26.539</b>	<b>21.672</b>	<b>1'37.112</b>	238,4	10:41'57.905
10	27.548	22.824	26.828	21.945	1'39.145	237,9	10:43'37.050

**7° 14 L. MAHIAS [1'37.845]**

Lap	Seg1	Seg2	Seg3	Seg4	Lap Time	km/h	Local Time
1							10:27'51.031
2	27.087	22.813	26.720	22.096	1'38.716	<b>237,4</b>	10:29'29.747
3	26.764	22.666	<b>26.655</b>	22.065	1'38.150	236,8	10:31'07.897
4	26.833	22.852	27.061	33.486	1'50.232P	233,8	10:32'58.129
5	4'34.377	23.121	26.938	22.162	5'46.598P	233,3	10:38'44.727
6	<b>26.662</b>	<b>22.604</b>	26.696	<b>21.883</b>	<b>1'37.845</b>	235,8	10:40'22.572
7	30.803	24.799	30.326	24.659	1'50.587C	229,3	10:42'13.159
8	27.552	23.477	28.750	33.418	1'53.197P	218,2	10:44'06.356
9	1'23.236	24.386	28.195	24.179	2'39.996P	231,8	10:46'46.352

**3° 55 Y. MONTELLA [1'37.357]**

Lap	Seg1	Seg2	Seg3	Seg4	Lap Time	km/h	Local Time
1							10:26'23.049
2	41.343	22.931	26.712	21.791	1'52.777P	<b>237,4</b>	10:28'15.826
3	26.650	22.492	26.607	<b>21.626</b>	1'37.375	236,3	10:29'53.201
4	26.553	22.471	26.674	21.659	<b>1'37.357</b>	236,3	10:31'30.558
5	27.677	22.725	27.321	4'05.903	5'23.626P	232,8	10:36'54.184
6	41.594	22.859	26.743	22.156	1'53.352P	235,3	10:38'47.536
7	30.344	26.952	27.040	22.741	1'47.077	235,3	10:40'34.613

**8° 40 S. CORSI [1'37.865]**

Lap	Seg1	Seg2	Seg3	Seg4	Lap Time	km/h	Local Time
1							10:25'10.916
2	42.496	23.979	28.470	23.180	1'58.125P	237,4	10:27'09.041
3	27.566	23.206	27.263	22.634	1'40.669	237,9	10:28'49.710
4	26.969	22.772	27.051	21.950	1'38.742	234,8	10:30'28.452
5	28.823	23.053	27.088	21.939	1'40.903C	236,8	10:32'09.355
6	26.877	22.668	26.941	21.967	1'38.453	236,3	10:33'47.808
7	27.664	23.134	27.759	3'26.337	4'44.894P	233,3	10:38'32.702
8	43.005	23.533	28.874	23.142	1'58.554P	220,9	10:40'31.256
9	27.475	22.961	27.032	22.060	1'39.528	<b>238,9</b>	10:42'10.784
10	<b>26.681</b>	<b>22.527</b>	<b>26.793</b>	<b>21.864</b>	<b>1'37.865</b>	<b>238,9</b>	10:43'48.649
11	27.223	23.121	28.247	22.275	1'40.866	227,8	10:45'29.515

**4° 23 M. SCHROETTER [1'37.691]**

Lap	Seg1	Seg2	Seg3	Seg4	Lap Time	km/h	Local Time
1							10:26'57.649
2	27.224	22.738	26.928	21.983	1'38.873	238,4	10:28'36.522
3	26.976	22.579	26.802	21.770	1'38.127	238,9	10:30'14.649
4	26.968	22.628	26.898	21.893	1'38.387C	237,4	10:31'53.036
5	26.978	22.678	27.056	37.578	1'54.290P	237,4	10:33'47.326
6	3'54.839	22.971	27.121	21.995	5'06.926P	235,3	10:38'54.252
7	26.960	22.577	26.737	21.761	1'38.035	237,4	10:40'32.287
8	26.835	<b>22.473</b>	26.747	21.744	1'37.799	239,5	10:42'10.086
9	26.950	22.493	26.673	26.639	1'42.755	<b>240,0</b>	10:43'52.841
10	<b>26.810</b>	22.659	<b>26.542</b>	<b>21.680</b>	<b>1'37.691</b>	<b>240,0</b>	10:45'30.532

**9° 9 J. NAVARRO [1'37.983]**

Lap	Seg1	Seg2	Seg3	Seg4	Lap Time	km/h	Local Time
1							10:25'14.358
2	53.322	23.472	28.188	25.434	2'10.416P	232,3	10:27'24.774
3	27.039	22.830	27.040	22.218	1'39.127	236,3	10:29'03.901
4	26.938	22.747	26.887	22.140	1'38.712	235,3	10:30'42.613
5	26.763	22.773	26.870	22.116	1'38.522	236,8	10:32'21.135
6	35.046	23.401	27.557	38.292	2'04.296CP	238,9	10:34'25.431
7					3'39.414P		10:38'04.845
8	44.344	24.848	27.314	22.188	1'58.694P	234,8	10:40'03.539
9	26.745	22.704	26.666	21.938	1'38.053	236,8	10:41'41.592
10	27.244	22.737	27.101	22.050	1'39.132	<b>244,9</b>	10:43'20.724
11	26.721	22.751	26.731	<b>21.911</b>	1'38.114	236,3	10:44'58.838
12	<b>26.707</b>	<b>22.703</b>	<b>26.652</b>	21.921	<b>1'37.983</b>	237,9	10:46'36.821

**5° 28 G. VAN STRAALEN [1'37.720]**

Lap	Seg1	Seg2	Seg3	Seg4	Lap Time	km/h	Local Time
1							10:25'48.060
2	42.960	23.793	27.613	22.377	1'56.743P	234,8	10:27'44.803
3	27.345	22.960	27.068	22.197	1'39.570	236,3	10:29'24.373
4	27.185	22.713	27.064	22.039	1'39.001	236,8	10:31'03.374
5	32.142	23.179	27.191	2'58.866	4'21.378P	237,9	10:35'24.752
6	44.833	23.410	27.190	22.042	1'57.475P	235,3	10:37'22.227
7	26.920	22.801	26.871	21.863	1'38.455	236,8	10:39'00.682
8	<b>26.646</b>	22.600	26.704	21.770	<b>1'37.720</b>	237,9	10:40'38.402
9	26.714	22.578	26.687	21.929	1'37.908	237,9	10:42'16.310

**10° 66 N. TUULI [1'37.993]**

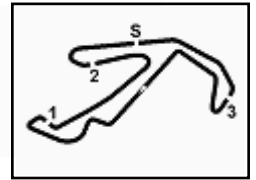
Lap	Seg1	Seg2	Seg3	Seg4	Lap Time	km/h	Local Time
1							10:25'50.320
2	41.297	23.701	27.594	22.591	1'55.183P	238,4	10:27'45.503

03/06/2023 P = Pits In/Out - C = Lap Time Cancelled

These data/results cannot be reproduced, stored and/or transmitted in whole or in part by any manner of electronic, mechanical, photocopying, recording, broadcasting or otherwise now known or herein after developed without the previous express consent by the copyright owner, except for reproduction in daily press and regular printed publications on sale to the public within 60 days of the event related to those data/results and always provided that copyright symbol appears together as follows below.

© DORNA WSBK ORGANIZATION Srl 2023





**Pirelli Emilia-Romagna Round, 2-4 June 2023**  
**Chronological Analysis Tissot Superpole**

Misano Circuit Sic 58 4.226 m

2 / 4

3	27.218	22.818	26.755	22.351	1'39.142	<b>240,5</b>	10:29'24.645
4	27.252	22.698	26.985	22.133	1'39.068	239,5	10:31'03.713
5	27.140	22.685	26.820	22.145	1'38.790	237,4	10:32'42.503
6	27.141	22.728	26.802	3'50.103	5'06.774P	237,4	10:37'49.277
7	43.131	23.640	27.540	24.264	1'58.575P	234,3	10:39'47.852
8	26.930	22.659	26.792	21.978	1'38.359	235,3	10:41'26.211
9	26.882	<b>22.488</b>	26.694	<b>21.929</b>	<b>1'37.993</b>	238,4	10:43'04.204
10	<b>26.857</b>	22.654	<b>26.551</b>	22.003	1'38.065	237,9	10:44'42.269
11	34.041	23.578	27.476	26.282	1'51.377C	237,4	10:46'33.646

9	27.046	<b>22.477</b>	26.798	21.969	1'38.290	238,9	10:44'00.957
10	27.233	23.199	29.762	22.354	1'42.548	237,9	10:45'43.505

15° 32 D. BAYLISS [1'38.282]							
Lap	Seg.1	Seg.2	Seg.3	Seg.4	Lap Time	km/h	Local Time
1							10:25'07.652
2	45.526	24.450	28.449	23.023	2'01.448P	239,5	10:27'09.100
3	28.330	23.160	27.274	22.301	1'41.065	<b>241,1</b>	10:28'50.165
4	27.180	22.957	28.908	25.410	1'44.455	236,3	10:30'34.620
5	27.477	22.735			1'52.015	238,4	10:32'26.635
6	28.131	23.554	27.636	2'50.224	4'09.545CP	234,3	10:36'36.180
7	43.545	24.365	27.443	22.106	1'57.459P	233,8	10:38'33.639
8	27.322	22.700	27.002	21.858	1'38.882	235,3	10:40'12.521
9	<b>26.983</b>	<b>22.539</b>	<b>26.924</b>	<b>21.836</b>	<b>1'38.282</b>	235,8	10:41'50.803
10	27.204	29.462	30.970	32.074	1'59.710	216,4	10:43'50.513
11	27.099	22.826	29.406	24.386	1'43.717	182,7	10:45'34.230

11° 62 S. MANZI [1'37.995]							
Lap	Seg.1	Seg.2	Seg.3	Seg.4	Lap Time	km/h	Local Time
1		23.524	27.739	22.205		236,3	10:26'51.008
2	27.468	22.691	27.290	22.038	1'39.487	236,8	10:28'30.495
3	27.119	22.658	27.115	21.905	1'38.797	236,8	10:30'09.292
4	27.035	22.611	27.044	21.984	1'38.674C	237,4	10:31'47.966
5	27.073	22.581	26.934	21.884	1'38.472	237,4	10:33'26.438
6	28.443	23.335	27.843	36.350	1'55.971P	232,8	10:35'22.409
7					1'37.299P		10:36'59.708
8	51.652	22.887	26.938	22.064	2'03.541P	238,4	10:39'03.249
9	26.892	22.528	26.970	21.850	1'38.240	237,4	10:40'41.489
10	<b>26.841</b>	22.496	26.908	21.898	1'38.143	237,9	10:42'19.632
11	26.864	22.486	26.928	21.882	1'38.160	237,9	10:43'57.792
12	26.878	<b>22.474</b>	<b>26.866</b>	<b>21.777</b>	<b>1'37.995</b>	<b>238,9</b>	10:45'35.787

16° 19 A. MANTOVANI [1'38.676]							
Lap	Seg.1	Seg.2	Seg.3	Seg.4	Lap Time	km/h	Local Time
1							10:25'06.783
2	45.187	24.530	31.488	23.768	2'04.973P	192,2	10:27'11.756
3	27.290	22.858	27.252	22.301	1'39.701	<b>243,8</b>	10:28'51.457
4	27.331	23.031	27.048	22.051	1'39.461	237,9	10:30'30.918
5	27.180	22.749	27.097	22.093	1'39.119C	238,4	10:32'10.037
6	26.975	<b>22.625</b>	27.121	22.045	1'38.766	236,8	10:33'48.803
7	27.755	23.335	27.671	3'34.565	4'53.326P	233,8	10:38'42.129
8	43.345	25.540	29.015	22.293	2'00.193P	218,2	10:40'42.322
9	<b>26.849</b>	22.767	<b>27.033</b>	<b>22.027</b>	<b>1'38.676</b>	235,8	10:42'20.998
10	26.860	22.656	27.109	22.190	1'38.815	236,8	10:43'59.813
11	27.120	23.003	29.936	23.043	1'43.102	211,8	10:45'42.915

12° 42 M. BUSSOLOTTI [1'37.997]							
Lap	Seg.1	Seg.2	Seg.3	Seg.4	Lap Time	km/h	Local Time
1							10:25'11.676
2	42.972	23.797	27.923	23.085	1'57.777P	<b>233,8</b>	10:27'09.453
3	28.168	26.802	36.549	24.036	1'55.555	141,9	10:29'05.008
4	26.923	23.020	26.928	21.992	1'38.863	232,8	10:30'43.871
5	26.826	22.746	27.023	21.998	1'38.593	<b>233,8</b>	10:32'22.464
6	33.003	23.497	28.374	4'46.680	6'11.554CP	224,5	10:38'34.018
7	42.060	23.350	31.375	22.240	1'59.025P	148,4	10:40'33.043
8	26.663	<b>22.634</b>	<b>26.803</b>	<b>21.897</b>	<b>1'37.997</b>	<b>233,8</b>	10:42'11.040
9	<b>26.662</b>	22.763	26.868	21.964	1'38.257	<b>233,8</b>	10:43'49.297
10	26.829	23.092	28.503	28.660	1'47.084	214,3	10:45'36.381

17° 69 T. BOOTH-AMOS [1'38.913]							
Lap	Seg.1	Seg.2	Seg.3	Seg.4	Lap Time	km/h	Local Time
1		24.746	29.185	28.967		233,8	10:27'25.869
2	27.229	23.323	26.939	22.317	1'39.808	236,8	10:29'05.677
3	26.997	23.011	<b>26.917</b>	22.157	1'39.082	235,3	10:30'44.759
4	26.933	<b>22.873</b>	26.920	22.244	1'38.970	237,4	10:32'23.729
5	27.638	23.518	27.735	35.437	1'54.328CP	235,8	10:34'18.057
6	2'28.300	23.428	27.270	22.854	3'41.852P	232,3	10:37'59.909
7	27.083	23.169	27.234	36.019	1'53.505CP	233,3	10:39'53.414
8	2'39.673	24.573	30.019	<b>22.081</b>	3'56.346P	<b>238,4</b>	10:43'49.760
9	<b>26.796</b>	22.968	26.941	22.208	<b>1'38.913</b>	235,3	10:45'28.673

13° 29 N. SPINELLI [1'38.177]							
Lap	Seg.1	Seg.2	Seg.3	Seg.4	Lap Time	km/h	Local Time
1							10:25'07.648
2	44.024	24.226	31.483	23.884	2'03.617P	208,1	10:27'11.265
3	27.428	22.835	26.848	22.170	1'39.281	<b>242,7</b>	10:28'50.546
4	27.305	22.701	26.741	22.056	1'38.803	240,0	10:30'29.349
5	27.032	22.807	26.868	22.122	1'38.829C	234,8	10:32'08.178
6	29.474	22.973	27.118	4'10.978	5'30.543CP	236,3	10:37'38.721
7	44.316	24.500	30.860	22.759	2'02.435P	214,3	10:39'41.156
8	26.957	<b>22.591</b>	<b>26.738</b>	<b>21.996</b>	1'38.282	234,3	10:41'19.438
9	<b>26.802</b>	22.608	26.747	22.020	<b>1'38.177</b>	234,3	10:42'57.615
10	26.875	23.622	29.945	24.937	1'45.379	217,7	10:44'42.994
11	26.911	22.678	26.840	22.152	1'38.581	234,3	10:46'21.575

18° 22 F. FULIGNI [1'38.938]							
Lap	Seg.1	Seg.2	Seg.3	Seg.4	Lap Time	km/h	Local Time
1		24.171	28.139	25.567		231,8	10:27'18.916
2	27.480	22.925	27.085	22.027	1'39.517	233,8	10:28'58.433
3	27.373	22.747	27.041	22.159	1'39.320	<b>234,8</b>	10:30'37.753
4	<b>26.994</b>	<b>22.716</b>	<b>26.900</b>	22.346	1'38.956	234,3	10:32'16.709
5	29.957	28.885	28.315	35.922	2'03.079CP	232,8	10:34'19.788
6	3'43.183	24.547	30.592	25.941	5'04.263P	223,6	10:39'24.051
7	27.181	22.891	27.041	22.214	1'39.327	231,3	10:41'03.378
8	28.360	24.169	31.009	22.914	1'46.452C	219,5	10:42'49.830
9	27.027	22.918	26.973	<b>22.020</b>	<b>1'38.938</b>	233,3	10:44'28.768
10	27.303	22.813	27.056	22.241	1'39.413	233,8	10:46'08.181

14° 99 A. HUERTAS [1'38.230]							
Lap	Seg.1	Seg.2	Seg.3	Seg.4	Lap Time	km/h	Local Time
1							10:26'22.200
2	41.862	23.155	27.177	22.174	1'54.368P	236,3	10:28'16.568
3	27.330	22.754	26.933	22.131	1'39.148	237,4	10:29'55.716
4	27.320	22.729	26.871	21.953	1'38.873	237,9	10:31'34.589
5	27.060	22.885	26.773	4'21.957	5'38.675P	238,9	10:37'13.264
6	41.006	22.912	26.871	21.999	1'52.788P	236,3	10:39'06.052
7	<b>26.948</b>	22.565	26.822	<b>21.895</b>	<b>1'38.230</b>	238,4	10:40'44.282
8	26.959	22.489	<b>26.766</b>	22.171	1'38.385C	<b>240,0</b>	10:42'22.667

19° 17 J. MCPHEE [1'38.971]							
Lap	Seg.1	Seg.2	Seg.3	Seg.4	Lap Time	km/h	Local Time
1		23.448	27.964	25.924		<b>237,4</b>	10:27'25.491
2	27.139	23.026	26.887	<b>22.170</b>	1'39.222	<b>237,4</b>	10:29'04.713
3	27.067	28.934	28.659	39.553	2'04.213P	227,8	10:31'08.926
4	7'15.608	23.769	30.454	23.249	8'33.080P	211,8	10:39'42.006

03/06/2023

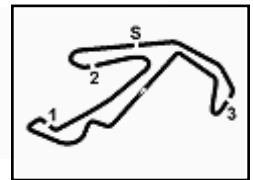
P = Pits In/Dut - C = Lap Time Cancelled

These data/results cannot be reproduced, stored and/or transmitted in whole or in part by any manner of electronic, mechanical, photocopying, recording, broadcasting or otherwise now known or herein after developed without the previous express consent by the copyright owner, except for reproduction in daily press and regular printed publications on sale to the public within 60 days of the event related to those data/results and always provided that copyright symbol appears together as follows below.

© DORNA WSBK ORGANIZATION Srl 2023







**Pirelli Emilia-Romagna Round, 2-4 June 2023**  
**Chronological Analysis Tissot Superspole**

Misano Circuit Sic 58 4.226 m

3 / 4

5	29.073	26.481	27.203	22.306	1'45.063	235,8	10:41'27.069
6	<b>27.024</b>	<b>22.965</b>	<b>26.726</b>	22.256	<b>1'38.971</b>	236,8	10:43'06.040
7	27.223	23.051	27.160	23.623	1'41.057	234,8	10:44'47.097
8	27.190	23.410	27.226	22.910	1'40.736	236,3	10:46'27.833

10	<b>27.333</b>	22.974	<b>27.145</b>	<b>22.315</b>	<b>1'39.767</b>	236,8	10:45'29.784
----	---------------	--------	---------------	---------------	-----------------	-------	--------------

**20° 86 J. GIMBERT [1'39.003]**

Lap	Seg1	Seg2	Seg3	Seg4	Lap Time	km/h	Local Time
1		23.821	27.435	22.607		236,3	10:26'51.937
2	27.418	23.274	<b>27.051</b>	22.350	1'40.093	237,4	10:28'32.030
3	27.601	25.026	27.567	23.016	1'43.210	234,3	10:30'15.240
4	27.391	22.961	29.697	1'17.141	2'37.190CP	237,4	10:32'52.430
5	43.145	23.536	27.687	22.521	1'56.889P	233,8	10:34'49.319
6	27.357	22.834	27.283	22.045	1'39.519	235,3	10:36'28.838
7	29.872	24.007	28.224	22.718	1'44.821	233,3	10:38'13.659
8	27.371	25.338	32.525	22.779	1'48.013	232,8	10:40'01.672
9	<b>27.270</b>	<b>22.716</b>	27.058	<b>21.959</b>	<b>1'39.003</b>	238,9	10:41'40.675
10	27.949	22.807	27.089	23.155	1'41.000	<b>242,7</b>	10:43'21.675
11	28.847	23.401	28.462	22.612	1'43.322C	231,3	10:45'04.997

**21° 3 R. DE ROSA [1'39.155]**

Lap	Seg1	Seg2	Seg3	Seg4	Lap Time	km/h	Local Time
1		23.387	27.355	22.113		235,8	10:28'18.584
2	27.440	<b>22.652</b>	<b>27.037</b>	<b>22.026</b>	<b>1'39.155</b>	<b>236,3</b>	10:29'57.739
3	<b>27.108</b>	24.491	28.150	22.490	15'16.792	230,8	10:45'14.531

**22° 95 T. MACKENZIE [1'39.449]**

Lap	Seg1	Seg2	Seg3	Seg4	Lap Time	km/h	Local Time
1		24.595	28.505	23.073		232,3	10:27'27.718
2	27.505	23.650	28.898	35.799	1'55.852P	232,3	10:29'23.570
3	5'06.031	23.757	27.772	22.578	6'20.138P	228,3	10:35'43.708
4	27.185	23.103	27.308	22.302	1'39.898	232,3	10:37'23.606
5	27.250	22.938	27.221	22.231	1'39.640	231,8	10:39'03.246
6	27.280	<b>22.844</b>	27.280	22.199	1'39.603	<b>234,3</b>	10:40'42.849
7	27.142	23.144	<b>27.132</b>	22.758	1'40.176C	233,8	10:42'23.025
8	<b>27.112</b>	22.982	27.194	<b>22.161</b>	<b>1'39.449</b>	<b>234,3</b>	10:44'02.474
9	35.445	24.882	30.242	38.690	2'09.259CP	209,7	10:46'11.733

**23° 51 A. SARMOON [1'39.637]**

Lap	Seg1	Seg2	Seg3	Seg4	Lap Time	km/h	Local Time
1							10:24'59.205
2	48.455	24.596	28.368	26.339	2'07.758P	232,8	10:27'06.963
3	27.247	23.341	27.725	22.566	1'40.879	237,9	10:28'47.842
4	33.471	23.692	27.682	22.525	1'47.370	236,8	10:30'35.212
5	27.201	23.187	27.524	23.612	1'41.524	<b>238,4</b>	10:32'16.736
6	27.413	23.584	28.122	3'47.543	5'06.662P	234,8	10:37'23.398
7	49.364	27.025	36.466	26.151	2'19.006P	201,1	10:39'42.404
8	<b>27.146</b>	<b>22.914</b>	27.396	22.412	1'39.868	234,3	10:41'22.272
9	27.658	23.882	29.480	23.332	1'44.352	230,3	10:43'06.624
10	27.169	22.957	<b>27.247</b>	<b>22.264</b>	<b>1'39.637</b>	236,8	10:44'46.261
11	27.224	23.415	27.735	23.724	1'42.098	234,8	10:46'28.359

**24° 73 M. KOFLER [1'39.767]**

Lap	Seg1	Seg2	Seg3	Seg4	Lap Time	km/h	Local Time
1							10:25'07.964
2	44.601	24.354	29.705	23.457	2'02.117P	230,3	10:27'10.081
3	28.392	23.327	28.460	22.891	1'43.070	<b>243,2</b>	10:28'53.151
4	27.891	23.126	27.267	22.474	1'40.758	236,8	10:30'33.909
5	27.748	23.586	27.756	4'43.715	6'02.805CP	238,4	10:36'36.714
6	43.917	23.916	27.610	22.508	1'57.951P	233,3	10:38'34.665
7	27.482	<b>22.970</b>	27.323	22.331	1'40.106	235,3	10:40'14.771
8	31.889	23.522	28.677	24.327	1'48.415C	233,3	10:42'03.186
9	27.543	23.063	27.257	28.968	1'46.831	235,8	10:43'50.017

**25° 71 T. EDWARDS [1'39.776]**

Lap	Seg1	Seg2	Seg3	Seg4	Lap Time	km/h	Local Time
1							10:25'04.779
2	45.528	25.864	30.081	23.373	2'04.846P	225,0	10:27'09.625
3	28.563	23.173	27.946	22.661	1'42.343	<b>242,7</b>	10:28'51.968
4	27.806	23.129	27.703	22.642	1'41.280	237,4	10:30'33.248
5	27.704	23.158	29.630	28.519	1'49.011C	237,9	10:32'22.259
6	27.750	23.279	27.990	4'41.356	6'00.375P	235,3	10:38'22.634
7	44.957	24.736	27.587	22.352	1'59.632P	237,4	10:40'22.266
8	<b>27.324</b>	23.056	<b>27.202</b>	22.194	<b>1'39.776</b>	234,8	10:42'02.042
9	27.345	<b>22.996</b>	27.316	<b>22.176</b>	1'39.833	234,8	10:43'41.875
10	27.443	24.613	31.941	24.302	1'48.299	229,8	10:45'30.174

**26° 16 Y. OKAYA [1'39.900]**

Lap	Seg1	Seg2	Seg3	Seg4	Lap Time	km/h	Local Time
1							10:25'05.574
2	45.891	24.589	29.605	23.650	2'03.735P	233,8	10:27'09.309
3	28.656	23.182	27.486	22.420	1'41.744	<b>243,2</b>	10:28'51.053
4	27.780	23.237	27.404	22.345	1'40.766	240,0	10:30'31.819
5	27.618	23.061	28.057	22.624	1'41.360C	237,4	10:32'13.179
6	<b>27.487</b>	<b>22.772</b>	27.271	22.448	1'39.978	236,3	10:33'53.157
7	29.835	23.349	27.969	2'42.342	4'03.495CP	234,8	10:37'56.652
8	45.943	25.400	28.762	22.712	2'02.817P	227,8	10:39'59.469
9	28.116	23.099	27.318	22.539	1'41.072	233,8	10:41'40.541
10	27.653	23.007	<b>27.061</b>	<b>22.179</b>	<b>1'39.900</b>	238,9	10:43'20.441
11	27.542	22.972	27.113	22.382	1'40.009	237,9	10:45'00.450

**27° 68 L. POWER [1'40.032]**

Lap	Seg1	Seg2	Seg3	Seg4	Lap Time	km/h	Local Time
1		23.736	27.727	22.673		234,3	10:27'17.485
2	27.847	23.273	27.175	22.425	1'40.720	233,8	10:28'58.205
3	28.076	23.177	27.419	22.530	1'41.202	233,3	10:30'39.407
4	27.523	28.127	27.631	22.853	1'46.134	236,3	10:32'25.541
5	28.251	24.997	27.837	40.529	2'01.614P	234,8	10:34'27.155
6	4'16.041	23.621	28.616	25.478	5'33.756P	220,4	10:40'00.911
7	27.536	23.210	27.322	22.372	1'40.440	235,3	10:41'41.351
8	27.709	<b>22.964</b>	<b>27.005</b>	<b>22.354</b>	<b>1'40.032</b>	<b>236,8</b>	10:43'21.383
9	<b>27.472</b>	22.997	27.092	22.477	1'40.038	235,8	10:45'01.421

**28° 7 A. NORRODIN [1'40.290]**

Lap	Seg1	Seg2	Seg3	Seg4	Lap Time	km/h	Local Time
1		24.674	29.187	23.084		234,8	10:27'07.574
2	27.827	23.976	27.544	23.054	1'42.401	234,3	10:28'49.975
3	<b>27.253</b>	23.286	27.295	22.541	1'40.375	<b>238,9</b>	10:30'30.350
4	27.577	23.251	27.245	22.695	1'40.768C	236,3	10:32'11.118
5	27.369	23.152	<b>27.230</b>	<b>22.539</b>	<b>1'40.290</b>	235,8	10:33'51.408
6	29.567	23.842	27.947	36.122	1'57.478CP	232,3	10:35'48.886
7	4'03.776	23.462	27.652	22.613	5'17.503P	232,8	10:41'06.389
8	27.327	<b>23.143</b>	27.383	22.501	1'40.354C	233,8	10:42'46.743
9	30.917	23.194	27.326	22.439	1'43.876C	235,8	10:44'30.619
10	27.385	23.256	27.364	22.584	1'40.589	234,3	10:46'11.208

**29° 4 H. TRUELOVE [1'40.463]**

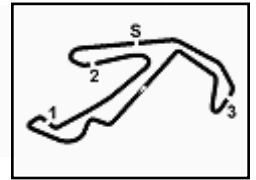
Lap	Seg1	Seg2	Seg3	Seg4	Lap Time	km/h	Local Time
1							10:25'06.675
2	44.302	24.444	29.356	23.616	2'01.718P	231,8	10:27'08.393
3	28.035	23.590	27.680	22.761	1'42.066	238,9	10:28'50.459
4	27.971	23.239	28.068	<b>22.393</b>	1'41.671	<b>239,5</b>	10:30'32.130
5	27.672	23.178		1'45.437C	238,4	10:32'17.567	
6	28.051	23.364	27.887	22.557	1'41.859	236,3	10:33'59.426

03/06/2023

P = Pits In/Out - C = Lap Time Cancelled

These data/results cannot be reproduced, stored and/or transmitted in whole or in part by any manner of electronic, mechanical, photocopying, recording, broadcasting or otherwise now known or herein after developed without the previous express consent by the copyright owner, except for reproduction in daily press and regular printed publications on sale to the public within 60 days of the event related to those data/results and always provided that copyright symbol appears together as follows below.

© DORNA WSBK ORGANIZATION Srl 2023



**Pirelli Emilia-Romagna Round, 2-4 June 2023**  
**Chronological Analysis Tissot Superpole**

7	27.834	23.302	27.764	22.485	1'41.385	234,3	10:35'40.811
8	28.291	23.591	30.455	3'01.937	4'24.274P	230,8	10:40'05.085
9	41.302	27.131	27.825	22.508	1'58.766CP	235,8	10:42'03.851
10	27.602	<b>23.120</b>	<b>27.278</b>	22.463	<b>1'40.463</b>	238,9	10:43'44.314
11	<b>27.482</b>	23.159	27.756	22.557	1'40.954C	235,8	10:45'25.268

**30° 56 R. WILAIROT [1'40.735]**

Lap	Seg.1	Seg.2	Seg.3	Seg.4	Lap Time	km/h	Local Time
1							10:24'58.384
2	51.535	25.197	29.427	24.500	2'10.659P	234,3	10:27'09.043
3	28.280	23.679	27.847	22.964	1'42.770	<b>239,5</b>	10:28'51.813
4	27.589	23.266	27.427	<b>22.453</b>	<b>1'40.735</b>	237,9	10:30'32.548
5	35.708	25.857	28.320	23.014	1'52.899C	237,9	10:32'25.447
6	28.517	25.944	28.379	23.694	1'46.534C	237,4	10:34'11.981
7	28.287	23.616	27.922	23.133	1'42.958	234,3	10:35'54.939
8	28.037	23.408	27.637	22.896	1'41.978	234,3	10:37'36.917
9	28.109	23.198	28.709	26.093	1'46.109	231,3	10:39'23.026
10	29.916	23.573	27.601	22.710	1'43.800	237,4	10:41'06.826
11	<b>27.407</b>	<b>23.166</b>	<b>27.405</b>	22.560	1'40.538C	236,3	10:42'47.364
12	30.945	24.172	28.678	23.247	1'47.042	236,8	10:44'34.406
13	28.192	23.439	27.842	23.086	1'42.559	236,3	10:46'16.965

**31° 98 M. ABE [1'41.164]**

Lap	Seg.1	Seg.2	Seg.3	Seg.4	Lap Time	km/h	Local Time
1							10:25'15.620
2	44.815	24.593	27.929	22.449	1'59.786P	232,3	10:27'15.406
3	<b>27.583</b>	23.477	27.725	<b>22.379</b>	<b>1'41.164</b>	232,8	10:28'56.570
4	27.610	23.312	28.011	22.778	1'41.711	232,8	10:30'38.281
5	27.959	23.300	27.960	22.841	1'42.060	233,8	10:32'20.341
6	27.777	23.500	28.261	4'51.429	6'10.967P	231,8	10:38'31.308
7	45.397	23.740	28.021	22.689	1'59.847P	230,3	10:40'31.155
8	27.724	23.312	27.802	22.721	1'41.559	<b>235,3</b>	10:42'12.714
9	27.685	<b>23.280</b>	27.691	22.597	1'41.253	233,8	10:43'53.967
10	27.725	23.406	<b>27.680</b>	22.442	1'41.253	233,3	10:45'35.220

**32° 27 A. DIAZ [1'41.396]**

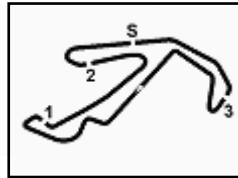
Lap	Seg.1	Seg.2	Seg.3	Seg.4	Lap Time	km/h	Local Time
1							10:25'02.766
2	47.032	24.090	28.364	23.561	2'03.047P	233,8	10:27'05.813
3	28.067	23.428	<b>27.778</b>	22.410	1'41.683	234,3	10:28'47.496
4	27.690	25.671	27.895	22.432	1'43.688	235,8	10:30'31.184
5	27.652	23.165	28.596	36.634	1'56.047CP	235,3	10:32'27.231
6	5'06.244	23.703	27.946	<b>22.354</b>	6'20.247P	234,3	10:38'47.478
7	27.726	23.087	28.229	23.157	1'42.199	234,3	10:40'29.677
8	27.423	22.929	27.813	23.231	<b>1'41.396</b>	233,3	10:42'11.073
9	<b>27.252</b>	<b>22.854</b>			1'52.410	<b>237,4</b>	10:44'03.483

03/06/2023

P = Pits In/Out - C = Lap Time Cancelled

These data/results cannot be reproduced, stored and/or transmitted in whole or in part by any manner of electronic, mechanical, photocopying, recording, broadcasting or otherwise now known or herein after developed without the previous express consent by the copyright owner, except for reproduction in daily press and regular printed publications on sale to the public within 60 days of the event related to those data/results and always provided that copyright symbol appears together as follows below.

© DORNA WSBK ORGANIZATION Srl 2023



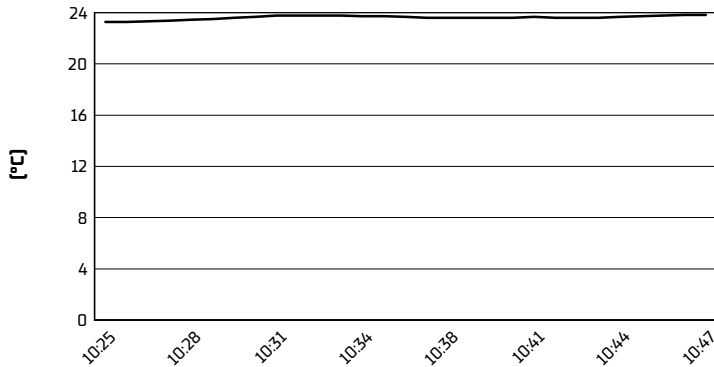
Misano Circuit Sic 58 4.226 m

**Pirelli Emilia-Romagna Round, 2-4 June 2023**

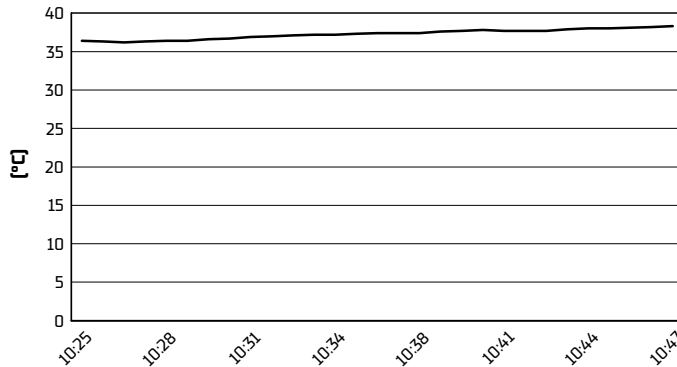
**Weather Report Tissot Superpole**

Session started 10:25 - Session ended 10:48

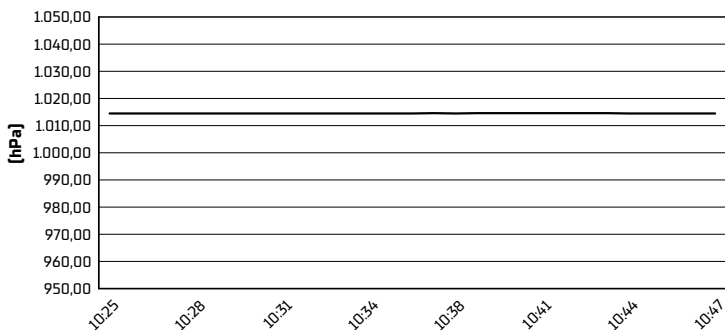
**Air Temperature**



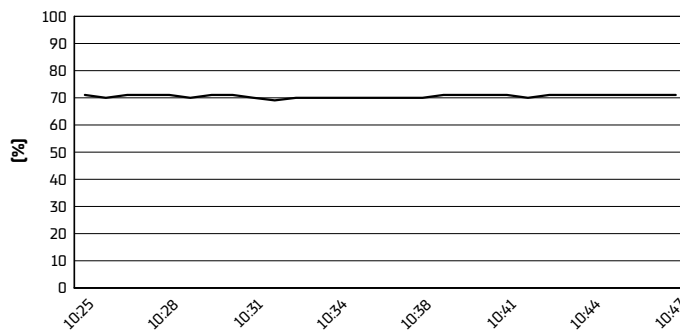
**Track Temperature**



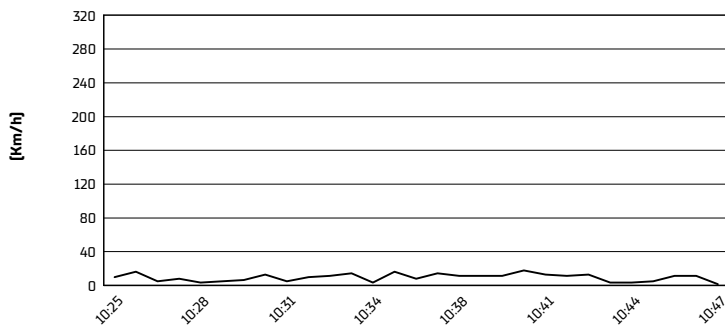
**Air Pressure**



**Humidity**



**Wind Speed**



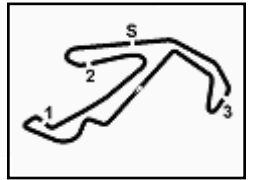
**Wind Direction**



03/06/2023

These data/results cannot be reproduced, stored and/or transmitted in whole or in part by any manner of electronic, mechanical, photocopying, recording, broadcasting or otherwise now known or herein after developed without the previous express consent by the copyright owner, except for reproduction in daily press and regular printed publications on sale to the public within 60 days of the event related to those data/results and always provided that copyright symbol appears together as follows below.

© DORNA WSBK ORGANIZATION Srl 2023



**Pirelli Emilia-Romagna Round, 2-4 June 2023**  
**Superpole Ranking**

Misano Circuit Sic 58 4.226 m

	2020	2021	2022	2023
<b>01 Philip Island</b>	Locatelli (Ita) Yam 1'32.176 (173,6 Km/h)		Caricasulo (Ita) Duc 1'37.161 (164,7 Km/h)	Manzi (Ita) Yam 1'32.814 (172,4 Km/h)
<b>02 Mandalika</b>		Aegerter (Sui) Yam 1'36.288 (160,8 Km/h)	Tuuli (Fin) MvA 1'35.947 (161,3 Km/h)	Bulega (Ita) Duc 1'35.520 (162,1 Km/h)
<b>03 Assen</b>		Aegerter (Sui) Yam 1'37.222 (168,2 Km/h)	Aegerter (Sui) Yam 1'36.906 (168,7 Km/h)	Bulega (Ita) Duc 1'36.900 (168,7 Km/h)
<b>04 Barcelona</b>	Locatelli (Ita) Yam 1'44.958 (158,7 Km/h)	Gonzalez (Esp) Yam 1'44.593 (159,3 Km/h)	Aegerter (Sui) Yam 1'43.983 (160,2 Km/h)	Bulega (Ita) Duc 1'44.243 (159,8 Km/h)
<b>05 Misano</b>		Aegerter (Sui) Yam 1'37.726 (149,6 Km/h)	Aegerter (Sui) Yam 1'37.173 (150,4 Km/h)	Bulega (Ita) Duc 1'36.495 (151,5 Km/h)
<b>06 Donington</b>			Aegerter (Sui) Yam 1'29.961 (160,9 Km/h)	
<b>07 Imola</b>				
<b>08 Most</b>		Gonzalez (Esp) Yam 1'35.213 (159,3 Km/h)	Baldassarri (Ita) Yam 1'34.952 (159,7 Km/h)	
<b>09 Magny-Cours</b>	Smith (Gbr) Yam 1'49.318 (145,3 Km/h)	Bernardi (Smi) Yam 1'40.330 (158,3 Km/h)	Caricasulo (Ita) Duc 1'40.565 (157,9 Km/h)	
<b>10 Aragon</b>	Locatelli (Ita) Yam 1'53.003 (161,7 Km/h)	Cluzel (Fra) Yam 1'52.937 (161,8 Km/h)	Baldassarri (Ita) Yam 1'52.706 (162,2 Km/h)	
<b>11 Portimao</b>	Locatelli (Ita) Yam 1'44.627 (158,0 Km/h)	Cluzel (Fra) Yam 1'43.908 (159,1 Km/h)	Aegerter (Sui) Yam 1'43.065 (160,4 Km/h)	
<b>12 Villicium</b>		Cluzel (Fra) Yam 1'41.740 (151,3 Km/h)	Aegerter (Sui) Yam 1'41.181 (152,1 Km/h)	

**2023**

- 4 N. Bulega
- 1 S. Manzi

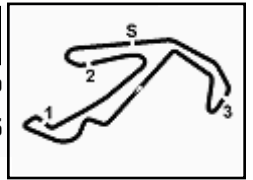
**ALL TIMES**

- |                   |                   |                   |
|-------------------|-------------------|-------------------|
| 34 K. Sofuoglu    | 4 R. Krummenacher | 1 L. Bernardi     |
| 24 J. Cluzel      | 4 R. Xaus         | 1 K. Coghlan      |
| 22 S. Charpentier | 3 S. Cortese      | 1 C. Davies       |
| 17 B. Parkes      | 3 K. Curtain      | 1 M. Fabrizio     |
| 15 K. Muggeridge  | 3 J. Lascorz      | 1 T. Gradinger    |
| 14 F. Foret       | 3 I. MacPherson   | 1 C. Jones        |
| 14 S. Lowes       | 3 A. Pitt         | 1 C. Kellner      |
| 11 D. Aegerter    | 3 D. Salom        | 1 S. Manzi        |
| 11 F. Caricasulo  | 2 L. Baldassarri  | 1 F. Marino       |
| 10 C. Crutchlow   | 2 P. Bontempi     | 1 M. Meregalli    |
| 8 L. Mahias       | 2 M. Gonzalez     | 1 S. Morais       |
| 7 A. Locatelli    | 2 V. Guareschi    | 1 P. Oetti        |
| 6 S. Chambon      | 2 M. Lagrive      | 1 C. Perolari     |
| 6 E. Laverty      | 2 M. Pirro        | 1 P. Riba         |
| 5 P. Casoli       | 2 L. Scassa       | 1 S. Sanna        |
| 5 K. Fujiwara     | 2 K. Smith        | 1 L. Stapleford   |
| 5 P. Jacobsen     | 2 J. Teuchert     | 1 J. Vd Goorbergh |
| 5 C. Vermeulen    | 2 N. Tuuli        | 1 J. Whitham      |
| 4 N. Bulega       | 2 M. van der Mark |                   |

03/06/2023

These data/results cannot be reproduced, stored and/or transmitted in whole or in part by any manner of electronic, mechanical, photocopying, recording, broadcasting or otherwise now known or herein after developed without the previous express consent by the copyright owner, except for reproduction in daily press and regular printed publications on sale to the public within 60 days of the event related to those data/results and always provided that copyright symbol appears together as follows below.

© DORNA WSBK ORGANIZATION Srl 2023



**Pirelli Emilia-Romagna Round, 2-4 June 2023**  
**Tissot Superpole Award**

Misano Circuit Sic 58 4.226 m

	Points	Points From First	Points From Previous	February 26 PHILIP ISLAND	March 5 MANDALIKA	April 23 ASSEN	May 7 BARCELONA	June 4 MISANO	July 2 DONNINGTON PARK	July 16 IMOLA	July 30 MOST	September 10 MAGNY-COURS	September 24 ARAGON	October 1 PORTIMAO	October 15 VILLICUM							
1 <b>BULEGA</b> Nicolo (ITA)	54			6	12	12	12	12														
2 <b>CARICASULO</b> Federico (ITA)	35	19		1	9	9	7	9														
3 <b>SCHROETTER</b> Marcel (GER)	25	29	10	4	5	1	9	6														
4 <b>VAN STRAALEN</b> Glenn (NED)	23	31	2	3	3	7	5	5														
5 <b>ONCU</b> Can (TUR)	21	33	2	9	7	5																
6 <b>MONTELLA</b> Yari (ITA)	17	37	4	7		3		7														
7 <b>MANZI</b> Stefano (ITA)	16	38	1	12		2	2															
8 <b>DEBISE</b> Valentin (FRA)	9	45	7			6	3															
9 <b>DE ROSA</b> Raffaele (ITA)	8	46	1		4	4																
10 <b>SPINELLI</b> Nicholas (ITA)	7	47	1	5	2																	
11 <b>EDWARDS</b> Tom (AUS)	6	48	1				6															
12 <b>TUULI</b> Niki (FIN)	6	48	0		6																	
13 <b>NAVARRO</b> Jorge (ESP)	6	48	0		1		4	1														
14 <b>SOFUOGLU</b> Bahattin (TUR)	5	49	1				1	4														
15 <b>MAHIAS</b> Lucas (FRA)	3	51	2					3														
16 <b>CORSI</b> Simone (ITA)	2	52	1					2														
17 <b>HUERTAS</b> Adrian (ESP)	2	52	0	2																		

03/06/2023 Odd points columns: Tissot Superpole Even points columns: Tissot Superpole Race

These data/results cannot be reproduced, stored and/or transmitted in whole or in part by any manner of electronic, mechanical, photocopying, recording, broadcasting or otherwise now known or herein after developed without the previous express consent by the copyright owner, except for reproduction in daily press and regular printed publications on sale to the public within 60 days of the event related to those data/results and always provided that copyright symbol appears together as follows below.

© DORNA WSBK ORGANIZATION Srl 2023