

Pirelli Emilia-Romagna Round, 2-4 June 2023
Results Warm Up

Misano Circuit Sic 58.4.226 m

1 / 3

No.	Rider	Nat	Team	Bike	Class	Time	Gap	Rel.	Laps	Speed	
										Avg	Max
1	11 N. BULEGA	ITA	Aruba.it Racing WorldSSP Team	Ducati Panigale V2		1'37.541			9	155,971	238,9
2	62 S. MANZI	ITA	Ten Kate Racing Yamaha	Yamaha YZF R6		1'37.573	0.032	0.032	9	155,920	236,3
3	23 M. SCHROETTER	GER	MV Agusta Reparto Corse	MV Agusta F3 800 RR		1'37.610	0.069	0.037	8	155,861	240,5
4	28 G. VAN STRAALLEN	NED	EAB Racing Team	Yamaha YZF R6		1'37.845	0.304	0.235	9	155,487	238,4
5	64 F. CARICASULO	ITA	Althea Racing Team	Ducati Panigale V2		1'38.139	0.598	0.294	9	155,021	240,5
6	32 O. BAYLISS	AUS	D34G Racing	Ducati Panigale V2		1'38.241	0.700	0.102	9	154,860	241,1
7	55 Y. MONTELLA	ITA	Barni Spark Racing Team	Ducati Panigale V2		1'38.244	0.703	0.003	8	154,855	234,3
8	54 B. SOFUOGLU	TUR	MV Agusta Reparto Corse	MV Agusta F3 800 RR		1'38.251	0.710	0.007	8	154,844	240,5
9	99 A. HUERTAS	ESP	MTM Kawasaki	Kawasaki ZX-6R		1'38.269	0.728	0.018	9	154,816	241,6
10	29 N. SPINELLI	ITA	VFT Racing WEBIKE Yamaha	Yamaha YZF R6		1'38.275	0.734	0.006	6	154,806	239,5
11	40 S. CORSI	ITA	AltoGo Racing Team	Yamaha YZF R6		1'38.398	0.857	0.123	9	154,613	237,4
12	3 R. DE ROSA	ITA	Orelac Racing Verd'natura	Ducati Panigale V2		1'38.409	0.868	0.011	8	154,596	238,4
13	9 J. NAVARRO	ESP	Ten Kate Racing Yamaha	Yamaha YZF R6		1'38.449	0.908	0.040	9	154,533	240,5
14	66 N. TUULI	FIN	Dynavolt Triumph	Triumph Street Triple RS 765		1'38.568	1.027	0.119	9	154,346	238,9
15	19 A. MANTOVANI	ITA	Evan Bros. WorldSSP Yamaha Team	Yamaha YZF R6		1'38.911	1.370	0.343	9	153,811	238,4
16	42 M. BUSSOLOTTI	ITA	Axon Seven Team	Yamaha YZF R6		1'38.931	1.390	0.020	9	153,780	235,8
17	14 L. MAHIAS	FRA	Kawasaki Puccetti Racing	Kawasaki ZX-6R		1'39.033	1.492	0.102	8	153,622	236,3
18	86 J. GIMBERT	FRA	GMT94 Yamaha	Yamaha YZF R6		1'39.176	1.635	0.143	9	153,400	238,4
19	69 T. BOOTH-AMOS	GBR	Motozoo ME AIR Racing	Kawasaki ZX-6R	*	1'39.207	1.666	0.031	8	153,352	235,8
20	73 M. KOFLER	AUT	D34G Racing	Ducati Panigale V2	*	1'39.683	2.142	0.476	5	152,620	240,5
21	7 A. NORRODIN	MAS	PETRONAS MIE Racing Honda Team	Honda CBR600RR		1'39.726	2.185	0.043	8	152,554	234,8
22	51 A. SARMOON	THA	Yamaha Thailand Racing Team	Yamaha YZF R6		1'39.820	2.279	0.094	9	152,410	237,9
23	22 F. FULIGNI	ITA	Orelac Racing Verd'natura	Ducati Panigale V2	*	1'39.852	2.311	0.032	8	152,361	234,3
24	17 J. MCPHEE	GBR	Vince64 by Puccetti Racing	Kawasaki ZX-6R		1'39.866	2.325	0.014	8	152,340	238,9
25	16 Y. OKAYA	JPN	ProDina Kawasaki Racing	Kawasaki ZX-6R	*	1'39.867	2.326	0.001	9	152,339	237,9
26	71 T. EDWARDS	AUS	Yart-Yamaha WorldSSP Team	Yamaha YZF R6	*	1'39.974	2.433	0.107	9	152,176	239,5
27	27 A. DIAZ	ESP	Arco Yart Yamaha WorldSSP	Yamaha YZF R6	*	1'40.100	2.559	0.126	9	151,984	240,0
28	68 L. POWER	AUS	Motozoo ME AIR Racing	Kawasaki ZX-6R	*	1'40.186	2.645	0.086	5	151,854	233,8
29	4 H. TRUELOVE	GBR	Dynavolt Triumph	Triumph Street Triple RS 765		1'40.875	3.334	0.689	9	150,816	238,4
30	56 R. WILAIROT	THA	Yamaha Thailand Racing Team	Yamaha YZF R6		1'40.982	3.441	0.107	9	150,657	235,8
31	98 M. ABE	JPN	VFT Racing WEBIKE Yamaha	Yamaha YZF R6	*	1'41.224	3.683	0.242	9	150,296	236,3
32	95 T. MACKENZIE	GBR	PETRONAS MIE Racing Honda Team	Honda CBR600RR					0		153,0

* WorldSSP Challenge

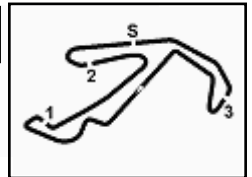
AIR	Humidity:	72%	Temp:	22°C
TRACK	Condition:	Dry	Temp:	30°C

Records	Pole	(SP)	2023 N.Bulega	1'36.495	157,660	Km/h
	Race	(RC2)	2022 N.Bulega	1'37.671	155,760	Km/h
	All Times	(SP)	2023 N.Bulega	1'36.495	157,660	Km/h

Start 04/06/2023 09:25 End 09:44 The results are provisional until the end of the time limit for protests and appeals and the completion of the technical checks.

These data/results cannot be reproduced, stored and/or transmitted in whole or in part by any manner of electronic, mechanical, photocopying, recording, broadcasting or otherwise now known or herein after developed without the previous express consent by the copyright owner, except for reproduction in daily press and regular printed publications on sale to the public within 60 days of the event related to those data/results and always provided that copyright symbol appears together as follows below.

© DORNA WSBK ORGANIZATION Srl 2023



Pirelli Emilia-Romagna Round, 2-4 June 2023
Results Warm Up

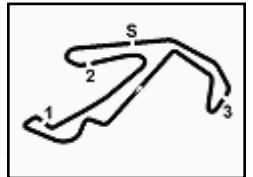
Session Highlights

Local Time	No. Rider	Description
09.25.00		Start
09.25.14		WorldSSP Pit Intervention Time: 1min 21secs
09.27.15	56 R. WILAIROT	Current Lap Cancelled - Exceeded Track Limits - Turn 1
09.27.41	95 T. MACKENZIE	Technical Problem - Turn 1
09.30.44	73 M. KOFLER	Current Lap Cancelled - Exceeded Track Limits - Turn 1
09.30.50	86 J. GIMBERT	Lap Cancelled [1'50.328] - Exceeded Track Limits - Turn 11
09.30.51	56 R. WILAIROT	Current Lap Cancelled - Exceeded Track Limits - Turn 1
09.33.34	98 M. ABE	Lap Cancelled [1'42.252] - Yellow Flag - Turn 2
09.33.39	40 S. CORSI	Lap Cancelled [1'43.219] - Yellow Flag - Turn 2
09.33.44	17 J. MCPHEE	Lap Cancelled [1'42.428] - Yellow Flag - Turn 2
09.33.49	14 L. MAHIAS	Lap Cancelled [1'40.089] - Yellow Flag - Turn 2
09.33.53	16 Y. OKAYA	Current Lap Cancelled - Exceeded Track Limits - Turn 1
09.33.54	22 F. FULIGNI	Lap Cancelled [1'41.512] - Yellow Flag - Turn 2
09.33.55	54 B. SOFUOGLU	Current Lap Cancelled - Exceeded Track Limits - Turn 1
09.33.58	71 T. EDWARDS	Current Lap Cancelled - Exceeded Track Limits - Turn 1
09.33.59	11 N. BULEGA	Lap Cancelled [1'38.250] - Yellow Flag - Turn 2
09.34.04	55 Y. MONTELLA	Lap Cancelled [1'39.234] - Yellow Flag - Turn 2
09.34.09	3 R. DE ROSA	Lap Cancelled [1'40.172] - Yellow Flag - Turn 2
09.34.38	98 M. ABE	Lap Cancelled [1'41.677] - Exceeded Track Limits - Turn 11
09.35.34	51 A. SARMOON	Current Lap Cancelled - Exceeded Track Limits - Turn 1
09.35.35	27 A. DIAZ	Current Lap Cancelled - Exceeded Track Limits - Turn 1
09.35.42	73 M. KOFLER	Technical Problem
09.35.58	62 S. MANZI	Lap Cancelled [1'38.439] - Yellow Flag - Turn 1
09.36.03	28 G. VAN STRAALEN	Lap Cancelled [1'38.805] - Yellow Flag - Turn 1
09.36.08	51 A. SARMOON	Lap Cancelled [1'40.395] - Yellow Flag - Turn 1
09.36.13	68 L. POWER	Lap Cancelled [1'40.944] - Yellow Flag - Turn 1
09.36.18	71 T. EDWARDS	Lap Cancelled [1'46.999] - Yellow Flag - Turn 1
09.36.23	86 J. GIMBERT	Lap Cancelled [1'50.328] - Yellow Flag - Turn 1
09.36.24	29 N. SPINELLI	Crashed - Turn 8
09.36.28	27 A. DIAZ	Lap Cancelled [1'41.075] - Yellow Flag - Turn 1
09.36.33	16 Y. OKAYA	Lap Cancelled [1'40.003] - Yellow Flag - Turn 1
09.37.14	9 J. NAVARRO	Current Lap Cancelled - Exceeded Track Limits - Turn 1
09.37.16	16 Y. OKAYA	Current Lap Cancelled - Exceeded Track Limits - Turn 1
09.37.22	71 T. EDWARDS	Current Lap Cancelled - Exceeded Track Limits - Turn 1
09.37.23	7 A. NORRODIN	Current Lap Cancelled - Exceeded Track Limits - Turn 1
09.37.26	86 J. GIMBERT	Current Lap Cancelled - Exceeded Track Limits - Turn 1
09.39.41	55 Y. MONTELLA	Current Lap Cancelled - Exceeded Track Limits - Turn 1
09.39.46	66 N. TUULI	Lap Cancelled [1'38.204] - Yellow Flag - Turn 8
09.39.51	69 T. BOOTH-AMOS	Lap Cancelled [1'39.389] - Yellow Flag - Turn 8
09.39.56	4 H. TRUELOVE	Lap Cancelled [1'41.700] - Yellow Flag - Turn 8
09.40.45	23 M. SCHROETTER	Lap Cancelled [1'37.477] - Exceeded Track Limits - Turn 11
09.42.26	4 H. TRUELOVE	Lap Cancelled [1'41.696] - Exceeded Track Limits - Turn 11
09.43.52	56 R. WILAIROT	Lap Cancelled [1'42.939] - Exceeded Track Limits - Turn 11
09.44.04	56 R. WILAIROT	Lap Cancelled [1'40.861] - Exceeded Track Limits - Turn 16
09.44.18		End Of Session

Start 09:25 End 09:44 The results are provisional until the end of the time limit for protests and appeals and the completion of the technical checks.

These data/results cannot be reproduced, stored and/or transmitted in whole or in part by any manner of electronic, mechanical, photocopying, recording, broadcasting or otherwise now known or herein after developed without the previous express consent by the copyright owner, except for reproduction in daily press and regular printed publications on sale to the public within 60 days of the event related to those data/results and always provided that copyright symbol appears together as follows below.

© DORNA WSBK ORGANIZATION Srl 2023



Pirelli Emilia-Romagna Round, 2-4 June 2023
Results Warm Up

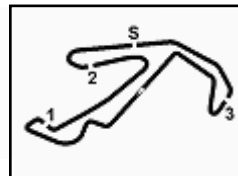
Fastest Laps Sequence

No.	Rider	Nat	Team	Bike	Local Time	Time	Gap	Avg
62	S. MANZI	ITA	Ten Kate Racing Yamaha	Yamaha YZF R6	09:28'29.125	1'38.666		154,193
23	M. SCHROETTER	GER	MV Agusta Reparto Corse	MV Agusta F3 800 RR	09:28'47.886	1'38.538	-0.128	154,393
54	B. SOFUOGLU	TUR	MV Agusta Reparto Corse	MV Agusta F3 800 RR	09:30'24.881	1'38.526	-0.012	154,412
23	M. SCHROETTER	GER	MV Agusta Reparto Corse	MV Agusta F3 800 RR	09:30'25.990	1'38.104	-0.422	155,076
11	N. BULEGA	ITA	Aruba.it Racing WorldSSP Team	Ducati Panigale V2	09:31'14.283	1'37.969	-0.135	155,290
23	M. SCHROETTER	GER	MV Agusta Reparto Corse	MV Agusta F3 800 RR	09:32'03.727	1'37.737	-0.232	155,659
11	N. BULEGA	ITA	Aruba.it Racing WorldSSP Team	Ducati Panigale V2	09:34'29.825	1'37.731	-0.006	155,668
11	N. BULEGA	ITA	Aruba.it Racing WorldSSP Team	Ducati Panigale V2	09:36'07.366	1'37.541	-0.190	155,971

Start 09:25 End 09:44 The results are provisional until the end of the time limit for protests and appeals and the completion of the technical checks.

These data/results cannot be reproduced, stored and/or transmitted in whole or in part by any manner of electronic, mechanical, photocopying, recording, broadcasting or otherwise now known or herein after developed without the previous express consent by the copyright owner, except for reproduction in daily press and regular printed publications on sale to the public within 60 days of the event related to those data/results and always provided that copyright symbol appears together as follows below.

© DORNA WSBK ORGANIZATION Srl 2023



Pirelli Emilia-Romagna Round, 2-4 June 2023

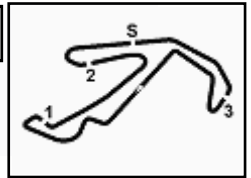
Starting Grid - Race 2 [18 Laps x 4,226 km = 76,068 km]

Misano Circuit Sic 58 4.226 m

1	11	BULEGA N. Ducati	1'36.495	2	64	CARICASULO F. Ducati	1'37.112	3	55	MONTELLA Y. Ducati	1'37.357
2	23	SCHROETTER M. MV Agusta	1'37.691	5	28	VAN STRAALEN G. Yamaha	1'37.720	6	54	SOFUOGLU B. MV Agusta	1'37.804
3	14	MAHIAS L. Kawasaki	1'37.845	8	40	CORSI S. Yamaha	1'37.865	9	9	NAVARRO J. Yamaha	1'37.983
4	66	TUULI N. Triumph	1'37.993	11	62	MANZI S. Yamaha	1'37.995	12	42	BUSSOLOTTI M. Yamaha	1'37.997
5	29	SPINELLI N. Yamaha	1'38.177	14	99	HUERTAS A. Kawasaki	1'38.230	15	32	BAYLISS O. Ducati	1'38.282
6	19	MANTOVANI A. Yamaha	1'38.676	17	69	BOOTH-AMOS T. Kawasaki	1'38.913	18	22	FULIGNI F. Ducati	1'38.938
7	17	MCPHEE J. Kawasaki	1'38.971	20	86	GIMBERT J. Yamaha	1'39.003	21	3	DE ROSA R. Ducati	1'39.155
8	95	MACKENZIE T. Honda	1'39.449	23	51	SARMOON A. Yamaha	1'39.637	24	73	KOFLER M. Ducati	1'39.767
9	71	EDWARDS T. Yamaha	1'39.776	26	16	OKAYA Y. Kawasaki	1'39.900	27	68	POWER L. Kawasaki	1'40.032
10	7	NORRODIN A. Honda	1'40.290	29	4	TRUELOVE H. Triumph	1'40.463	30	56	WILAIROT R. Yamaha	1'40.735
11	98	ABE M. Yamaha	1'41.164	32	27	DIAZ A. Yamaha	1'41.396				

04/06/2023 The Race Director

These data/results cannot be reproduced, stored and/or transmitted in whole or in part by any manner of electronic, mechanical, photocopying, recording, broadcasting or otherwise now known or herein after developed without the previous express consent by the copyright owner, except for reproduction in daily press and regular printed publications on sale to the public within 60 days of the event related to those data/results and always provided that copyright symbol appears together as follows below. © DORNA WSBK ORGANIZATION Srl 2023



Pirelli Emilia-Romagna Round, 2-4 June 2023
Best Sectors & Speed Warm Up

Misano Circuit Sic 58.4.226 m

BEST LAP		
1	11 N. BULEGA	Ducati Panigale V2 1'37.541
2	62 S. MANZI	Yamaha YZF R6 1'37.573
3	23 M. SCHROETTER	MV Agusta F3 800 RR 1'37.610
4	28 G. VAN STRAALEN	Yamaha YZF R6 1'37.845
5	64 F. CARICASULO	Ducati Panigale V2 1'38.139
6	32 D. BAYLISS	Ducati Panigale V2 1'38.241
7	55 Y. MONTELLA	Ducati Panigale V2 1'38.244
8	54 B. SOFUOGLU	MV Agusta F3 800 RR 1'38.251
9	99 A. HUERTAS	Kawasaki ZX-6R 1'38.269
10	29 N. SPINELLI	Yamaha YZF R6 1'38.275
11	40 S. CORSI	Yamaha YZF R6 1'38.398
12	3 R. DE ROSA	Ducati Panigale V2 1'38.409
13	9 J. NAVARRO	Yamaha YZF R6 1'38.449
14	66 N. TUULI	Triumph Street Triple RS 765 1'38.568
15	19 A. MANTOVANI	Yamaha YZF R6 1'38.911
16	42 M. BUSSOLOTTI	Yamaha YZF R6 1'38.931
17	14 L. MAHIAS	Kawasaki ZX-6R 1'39.033
18	86 J. GIMBERT	Yamaha YZF R6 1'39.176
19	69 T. BOOTH-AMOS	Kawasaki ZX-6R 1'39.207
20	73 M. KOFLER	Ducati Panigale V2 1'39.683
21	7 A. NORRODIN	Honda CBR600RR 1'39.726
22	51 A. SARMOON	Yamaha YZF R6 1'39.820
23	22 F. FULIGNI	Ducati Panigale V2 1'39.852
24	17 J. MCPHEE	Kawasaki ZX-6R 1'39.866
25	16 Y. OKAYA	Kawasaki ZX-6R 1'39.867
26	71 T. EDWARDS	Yamaha YZF R6 1'39.974
27	27 A. DIAZ	Yamaha YZF R6 1'40.100
28	68 L. POWER	Kawasaki ZX-6R 1'40.186
29	4 H. TRUELOVE	Triumph Street Triple RS 765 1'40.875
30	56 R. WILAIROT	Yamaha YZF R6 1'40.982
31	98 M. ABE	Yamaha YZF R6 1'41.224
32	95 T. MACKENZIE	Honda CBR600RR

SPEED		
1	99 A. HUERTAS	Kawasaki ZX-6R 241,6
2	32 D. BAYLISS	Ducati Panigale V2 241,1
3	64 F. CARICASULO	Ducati Panigale V2 240,5
4	9 J. NAVARRO	Yamaha YZF R6 240,5
5	73 M. KOFLER	Ducati Panigale V2 240,5
6	23 M. SCHROETTER	MV Agusta F3 800 RR 240,5
7	54 B. SOFUOGLU	MV Agusta F3 800 RR 240,5
8	27 A. DIAZ	Yamaha YZF R6 240,0
9	29 N. SPINELLI	Yamaha YZF R6 239,5
10	71 T. EDWARDS	Yamaha YZF R6 239,5
11	66 N. TUULI	Triumph Street Triple RS 765 238,9
12	11 N. BULEGA	Ducati Panigale V2 238,9
13	17 J. MCPHEE	Kawasaki ZX-6R 238,9
14	19 A. MANTOVANI	Yamaha YZF R6 238,4
15	4 H. TRUELOVE	Triumph Street Triple RS 765 238,4
16	28 G. VAN STRAALEN	Yamaha YZF R6 238,4
17	3 R. DE ROSA	Ducati Panigale V2 238,4
18	86 J. GIMBERT	Yamaha YZF R6 238,4
19	16 Y. OKAYA	Kawasaki ZX-6R 237,9
20	51 A. SARMOON	Yamaha YZF R6 237,9
21	40 S. CORSI	Yamaha YZF R6 237,4
22	62 S. MANZI	Yamaha YZF R6 236,3
23	14 L. MAHIAS	Kawasaki ZX-6R 236,3
24	98 M. ABE	Yamaha YZF R6 236,3
25	69 T. BOOTH-AMOS	Kawasaki ZX-6R 235,8
26	56 R. WILAIROT	Yamaha YZF R6 235,8
27	42 M. BUSSOLOTTI	Yamaha YZF R6 235,8
28	7 A. NORRODIN	Honda CBR600RR 234,8
29	55 Y. MONTELLA	Ducati Panigale V2 234,3
30	22 F. FULIGNI	Ducati Panigale V2 234,3
31	68 L. POWER	Kawasaki ZX-6R 233,8
32	95 T. MACKENZIE	Honda CBR600RR 153,0

SEG. 1	
1	62 S. MANZI 26.597
2	28 G. VAN STRAALEN 26.687
3	23 M. SCHROETTER 26.704
4	55 Y. MONTELLA 26.849
5	11 N. BULEGA 26.889
6	66 N. TUULI 26.895
7	40 S. CORSI 26.905
8	42 M. BUSSOLOTTI 26.905
9	9 J. NAVARRO 26.933
10	29 N. SPINELLI 26.945
11	64 F. CARICASULO 26.953
12	32 D. BAYLISS 26.963
13	19 A. MANTOVANI 26.969
14	54 B. SOFUOGLU 26.977
15	3 R. DE ROSA 26.997
16	14 L. MAHIAS 27.020
17	99 A. HUERTAS 27.020
18	69 T. BOOTH-AMOS 27.077
19	51 A. SARMOON 27.167
20	7 A. NORRODIN 27.194
21	86 J. GIMBERT 27.220
22	17 J. MCPHEE 27.307
23	22 F. FULIGNI 27.349
24	16 Y. OKAYA 27.395
25	27 A. DIAZ 27.408
26	68 L. POWER 27.411
27	71 T. EDWARDS 27.473
28	73 M. KOFLER 27.513
29	98 M. ABE 27.627
30	4 H. TRUELOVE 27.650
31	56 R. WILAIROT 27.696

SEG. 2	
1	62 S. MANZI 22.316
2	11 N. BULEGA 22.376
3	23 M. SCHROETTER 22.382
4	54 B. SOFUOGLU 22.401
5	64 F. CARICASULO 22.455
6	99 A. HUERTAS 22.470
7	3 R. DE ROSA 22.516
8	66 N. TUULI 22.525
9	28 G. VAN STRAALEN 22.537
10	29 N. SPINELLI 22.562
11	55 Y. MONTELLA 22.600
12	32 D. BAYLISS 22.632
13	40 S. CORSI 22.640
14	9 J. NAVARRO 22.715
15	86 J. GIMBERT 22.735
16	19 A. MANTOVANI 22.744
17	73 M. KOFLER 22.790
18	71 T. EDWARDS 22.800
19	42 M. BUSSOLOTTI 22.825
20	14 L. MAHIAS 22.826
21	69 T. BOOTH-AMOS 22.852
22	27 A. DIAZ 22.888
23	16 Y. OKAYA 22.891
24	51 A. SARMOON 22.916
25	17 J. MCPHEE 22.932
26	22 F. FULIGNI 22.944
27	7 A. NORRODIN 22.974
28	56 R. WILAIROT 23.072
29	4 H. TRUELOVE 23.120
30	68 L. POWER 23.206
31	98 M. ABE 23.308
32	95 T. MACKENZIE 24.336

SEG. 3	
1	11 N. BULEGA 26.584
2	23 M. SCHROETTER 26.710
3	28 G. VAN STRAALEN 26.723
4	9 J. NAVARRO 26.745
5	66 N. TUULI 26.750
6	62 S. MANZI 26.788
7	99 A. HUERTAS 26.809
8	29 N. SPINELLI 26.818
9	32 D. BAYLISS 26.846
10	40 S. CORSI 26.848
11	55 Y. MONTELLA 26.854
12	64 F. CARICASULO 26.869
13	54 B. SOFUOGLU 26.903
14	3 R. DE ROSA 26.912
15	42 M. BUSSOLOTTI 26.916
16	86 J. GIMBERT 26.951
17	19 A. MANTOVANI 26.990
18	14 L. MAHIAS 26.991
19	73 M. KOFLER 27.072
20	69 T. BOOTH-AMOS 27.083
21	17 J. MCPHEE 27.107
22	16 Y. OKAYA 27.110
23	51 A. SARMOON 27.186
24	7 A. NORRODIN 27.196
25	68 L. POWER 27.196
26	22 F. FULIGNI 27.310
27	56 R. WILAIROT 27.335
28	71 T. EDWARDS 27.432
29	4 H. TRUELOVE 27.464
30	27 A. DIAZ 27.470
31	98 M. ABE 27.899
32	95 T. MACKENZIE 32.342

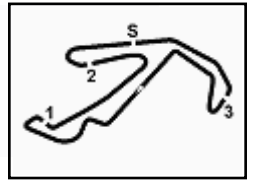
SEG. 4	
1	62 S. MANZI 21.655
2	23 M. SCHROETTER 21.671
3	11 N. BULEGA 21.676
4	32 D. BAYLISS 21.700
5	28 G. VAN STRAALEN 21.775
6	55 Y. MONTELLA 21.781
7	3 R. DE ROSA 21.804
8	64 F. CARICASULO 21.817
9	99 A. HUERTAS 21.907
10	29 N. SPINELLI 21.910
11	40 S. CORSI 21.929
12	19 A. MANTOVANI 21.945
13	54 B. SOFUOGLU 21.957
14	42 M. BUSSOLOTTI 22.025
15	9 J. NAVARRO 22.040
16	66 N. TUULI 22.090
17	14 L. MAHIAS 22.103
18	27 A. DIAZ 22.155
19	69 T. BOOTH-AMOS 22.163
20	86 J. GIMBERT 22.181
21	71 T. EDWARDS 22.197
22	16 Y. OKAYA 22.199
23	22 F. FULIGNI 22.216
24	17 J. MCPHEE 22.224
25	51 A. SARMOON 22.261
26	73 M. KOFLER 22.268
27	68 L. POWER 22.333
28	7 A. NORRODIN 22.334
29	98 M. ABE 22.390
30	4 H. TRUELOVE 22.561
31	56 R. WILAIROT 22.706
32	95 T. MACKENZIE 23.198

04/06/2023

These data/results cannot be reproduced, stored and/or transmitted in whole or in part by any manner of electronic, mechanical, photocopying, recording, broadcasting or otherwise now known or herein after developed without the previous express consent by the copyright owner, except for reproduction in daily press and regular printed publications on sale to the public within 60 days of the event related to those data/results and always provided that copyright symbol appears together as follows below.

© DORNA WSBK ORGANIZATION Srl 2023





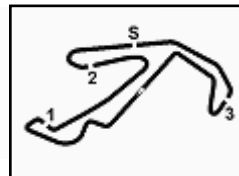
Pirelli Emilia-Romagna Round, 2-4 June 2023
Ideal Times Warm Up

Misano Circuit Sic 58 4.226 m

No. Rider	Nat	Bike	Seg. 1 Diff. 1	Seg. 2 Diff. 2	Seg. 3 Diff. 3	Seg. 4 Diff. 4	Ideal Time Best Lap	Pos.	Diff.
1 62 S. MANZI	ITA	Yamaha YZF R6	26.597 +0.192	22.316	26.788 +0.025	21.655	1'37.356 1'37.573	2	0.217
2 23 M. SCHROETTER	GER	MV Agusta F3 800 RR	26.704 +0.049	22.382 +0.036	26.710 +0.034	21.671 +0.024	1'37.467 1'37.610	3	0.143
3 11 N. BULEGA	ITA	Ducati Panigale V2	26.889	22.376 +0.009	26.584 +0.007	21.676	1'37.525 1'37.541	1	0.016
4 28 G. VAN STRAALEN	NED	Yamaha YZF R6	26.687	22.537 +0.067	26.723 +0.054	21.775 +0.002	1'37.722 1'37.845	4	0.123
5 55 Y. MONTELLA	ITA	Ducati Panigale V2	26.849	22.600	26.854 +0.037	21.781 +0.123	1'38.084 1'38.244	7	0.160
6 64 F. CARICASULO	ITA	Ducati Panigale V2	26.953	22.455	26.869	21.817 +0.045	1'38.094 1'38.139	5	0.045
7 32 D. BAYLISS	AUS	Ducati Panigale V2	26.963 +0.100	22.632	26.846	21.700	1'38.141 1'38.241	6	0.100
8 99 A. HUERTAS	ESP	Kawasaki ZX-6R	27.020	22.470	26.809 +0.063	21.907	1'38.206 1'38.269	9	0.063
9 3 R. DE ROSA	ITA	Ducati Panigale V2	26.997	22.516 +0.103	26.912 +0.077	21.804	1'38.229 1'38.409	12	0.180
10 29 N. SPINELLI	ITA	Yamaha YZF R6	26.945 +0.040	22.562	26.818	21.910	1'38.235 1'38.275	10	0.040
11 54 B. SOFUOGLU	TUR	MV Agusta F3 800 RR	26.977	22.401 +0.009	26.903 +0.004	21.957	1'38.238 1'38.251	8	0.013
12 66 N. TUULI	FIN	Triumph Street Triple RS 765	26.895 +0.143	22.525 +0.114	26.750 +0.051	22.090	1'38.260 1'38.568	14	0.308
13 40 S. CORSI	ITA	Yamaha YZF R6	26.905	22.640	26.848	21.929 +0.076	1'38.322 1'38.398	11	0.076
14 9 J. NAVARRO	ESP	Yamaha YZF R6	26.933 +0.010	22.715 +0.001	26.745	22.040 +0.005	1'38.433 1'38.449	13	0.016
15 19 A. MANTOVANI	ITA	Yamaha YZF R6	26.969	22.744 +0.263	26.990	21.945	1'38.648 1'38.911	15	0.263
16 42 M. BUSSOLOTTI	ITA	Yamaha YZF R6	26.905 +0.157	22.825 +0.103	26.916	22.025	1'38.671 1'38.931	16	0.260
17 14 L. MAHIAS	FRA	Kawasaki ZX-6R	27.020 +0.063	22.826 +0.014	26.991	22.103 +0.016	1'38.940 1'39.033	17	0.093
18 86 J. GIMBERT	FRA	Yamaha YZF R6	27.220 +0.058	22.735	26.951	22.181 +0.031	1'39.087 1'39.176	18	0.089
19 69 T. BOOTH-AMOS	GBR	Kawasaki ZX-6R	27.077 +0.004	22.852	27.083	22.163 +0.028	1'39.175 1'39.207	19	0.032
20 51 A. SARMOON	THA	Yamaha YZF R6	27.167	22.916 +0.122	27.186 +0.168	22.261	1'39.530 1'39.820	22	0.290
21 17 J. MCPHEE	GBR	Kawasaki ZX-6R	27.307 +0.012	22.932 +0.119	27.107 +0.091	22.224 +0.074	1'39.570 1'39.866	24	0.296
22 16 Y. OKAYA	JPN	Kawasaki ZX-6R	27.395	22.891 +0.145	27.110	22.199 +0.127	1'39.595 1'39.867	25	0.272
23 73 M. KOFLER	AUT	Ducati Panigale V2	27.513 +0.040	22.790	27.072	22.268	1'39.643 1'39.683	20	0.040
24 7 A. NORRODIN	MAS	Honda CBR600RR	27.194	22.974	27.196 +0.006	22.334 +0.022	1'39.698 1'39.726	21	0.028
25 22 F. FULIGNI	ITA	Ducati Panigale V2	27.349 +0.027	22.944	27.310	22.216 +0.006	1'39.819 1'39.852	23	0.033
26 71 T. EDWARDS	AUS	Yamaha YZF R6	27.473	22.800 +0.023	27.432 +0.049	22.197	1'39.902 1'39.974	26	0.072
27 27 A. DIAZ	ESP	Yamaha YZF R6	27.408	22.888 +0.043	27.470 +0.098	22.155 +0.038	1'39.921 1'40.100	27	0.179
28 68 L. POWER	AUS	Kawasaki ZX-6R	27.411	23.206 +0.040	27.196	22.333	1'40.146 1'40.186	28	0.040
29 4 H. TRUELOVE	GBR	Triumph Street Triple RS 765	27.650	23.120	27.464 +0.046	22.561 +0.034	1'40.795 1'40.875	29	0.080
30 56 R. WILAIROT	THA	Yamaha YZF R6	27.696 +0.040	23.072	27.335 +0.133	22.706	1'40.809 1'40.982	30	0.173
31 98 M. ABE	JPN	Yamaha YZF R6	27.627	23.308	27.899	22.390	1'41.224 1'41.224	31	
95 T. MACKENZIE	GBR	Honda CBR600RR							
Overall Ideal Time			26.597	22.316	26.584	21.655	1'37.152		

04/06/2023
These data/results cannot be reproduced, stored and/or transmitted in whole or in part by any manner of electronic, mechanical, photocopying, recording, broadcasting or otherwise now known or herein after developed without the previous express consent by the copyright owner, except for reproduction in daily press and regular printed publications on sale to the public within 60 days of the event related to those data/results and always provided that copyright symbol appears together as follows below.
© DORNA WSBK ORGANIZATION Srl 2023





Pirelli Emilia-Romagna Round, 2-4 June 2023

Chronological Analysis Warm Up

Misano Circuit Sic 58 4.226 m

1° 11 N. BULEGA [1'37.541]							
Lap	Seg1	Seg2	Seg3	Seg4	Lap Time	km/h	Local Time
1							9:26'02.989
2	42.921	23.070	26.988	22.096	1'55.075P	237,9	9:27'58.064
3	27.109	22.629	26.726	21.786	1'38.250C	237,4	9:29'36.314
4	26.942	22.560	26.604	21.863	1'37.969	238,9	9:31'14.283
5	27.010	22.485	26.584	21.732	1'37.811	238,9	9:32'52.094
6	26.988	22.376	26.684	21.683	1'37.731	238,9	9:34'29.825
7	26.889	22.385	26.591	21.676	1'37.541	238,4	9:36'07.366
8	27.078	22.382	26.827	21.846	1'38.133	237,9	9:37'45.499
9	26.909	22.448	26.698	21.764	1'37.819	238,4	9:39'23.318
10	27.013	22.434	26.776	21.892	1'38.115	237,9	9:41'01.433

6° 32 O. BAYLISS [1'38.241]							
Lap	Seg1	Seg2	Seg3	Seg4	Lap Time	km/h	Local Time
1							9:25'07.026
2	45.331	24.086	30.358	22.998	2'02.773P	198,9	9:27'09.799
3	28.001	23.063	27.220	22.523	1'40.807	241,1	9:28'50.606
4	27.200	22.803	27.019	21.904	1'38.926	238,4	9:30'29.532
5	27.144	22.955	27.074	22.124	1'39.297	239,5	9:32'08.829
6	27.092	22.875	28.216	22.474	1'40.657	224,5	9:33'49.486
7	27.155	22.755	26.978	22.058	1'38.946	237,4	9:35'28.432
8	27.087	22.721	27.404	21.877	1'39.089	235,3	9:37'07.521
9	27.063	22.632	26.846	21.700	1'38.241	236,3	9:38'45.762
10	26.963	22.683	26.910	21.820	1'38.376	238,4	9:40'24.138

2° 62 S. MANZI [1'37.573]							
Lap	Seg1	Seg2	Seg3	Seg4	Lap Time	km/h	Local Time
1		23.634	27.586	22.211		232,8	9:26'50.459
2	27.082	22.704	27.032	21.848	1'38.666	234,8	9:28'29.125
3	26.992	22.564	26.964	21.919	1'38.439C	235,3	9:30'07.564
4	26.727	22.465	27.058	21.872	1'38.122	235,3	9:31'45.686
5	26.755	22.590	26.977	21.842	1'38.164	234,8	9:33'23.850
6	26.667	22.506	26.885	21.789	1'37.847	234,8	9:35'01.697
7	26.677	22.453	26.957	21.799	1'37.886	234,8	9:36'39.583
8	26.822	22.390	26.788	21.715	1'37.715	235,8	9:38'17.298
9	26.597	22.562	26.870	21.667	1'37.696	234,3	9:39'54.994
10	26.789	22.316	26.813	21.655	1'37.573	236,3	9:41'32.567

7° 55 Y. MONTELLA [1'38.244]							
Lap	Seg1	Seg2	Seg3	Seg4	Lap Time	km/h	Local Time
1							9:26'03.908
2	42.343	23.175	27.346	22.164	1'55.028P	232,3	9:27'59.936
3	27.267	22.794	27.117	22.056	1'39.234C	233,3	9:29'38.170
4	27.161	22.724	27.092	21.973	1'38.950	232,8	9:31'17.120
5	26.996	22.633	27.095	21.955	1'38.679	233,3	9:32'55.799
6	26.980	22.678	26.963	21.880	1'38.501	233,3	9:34'34.300
7	26.974	22.638	27.005	21.781	1'38.398	234,3	9:36'12.698
8	26.849	22.600	26.891	21.904	1'38.244	233,3	9:37'50.942
9	26.961	22.612	26.854	21.944	1'38.371	233,8	9:39'29.313

3° 23 M. SCHROETTER [1'37.610]							
Lap	Seg1	Seg2	Seg3	Seg4	Lap Time	km/h	Local Time
1		24.167	30.064	22.973		200,0	9:27'09.348
2	27.038	22.473	27.033	21.994	1'38.538	239,5	9:28'47.886
3	26.962	22.480	26.818	21.844	1'38.104	238,4	9:30'25.990
4	26.736	22.548	26.710	21.743	1'37.737	237,9	9:32'03.727
5	26.966	22.510	26.981	22.095	1'38.552	240,5	9:33'42.279
6	26.965	22.425	26.768	21.671	1'37.829	236,3	9:35'20.108
7	26.782	22.469	26.779	21.845	1'37.875	237,4	9:36'57.983
8	26.753	22.418	26.744	21.695	1'37.610	236,8	9:38'35.593
9	26.704	22.382	26.729	21.662	1'37.477C	235,8	9:40'13.070

8° 54 B. SOFUOGLU [1'38.251]							
Lap	Seg1	Seg2	Seg3	Seg4	Lap Time	km/h	Local Time
1		23.472	27.825	22.327		234,8	9:27'07.382
2	27.378	22.587	26.910	22.098	1'38.973	236,8	9:28'46.355
3	27.169	22.405	26.920	22.032	1'38.526	236,8	9:30'24.881
4	26.977	22.410	26.907	21.957	1'38.251	236,8	9:32'03.132
5	27.319	23.542	27.488	23.836	1'42.185	237,9	9:33'45.317
6	33.301	23.152	27.322	22.048	1'45.823C	240,5	9:35'31.140
7	27.007	26.654	28.539	22.102	1'44.302	237,9	9:37'15.442
8	27.036	22.401	26.903	22.059	1'38.399	238,4	9:38'53.841
9	27.077	22.503	27.034	21.963	1'38.577	237,9	9:40'32.418

4° 28 G. VAN STRAALEN [1'37.845]							
Lap	Seg1	Seg2	Seg3	Seg4	Lap Time	km/h	Local Time
1							9:25'00.191
2	43.297	23.811	27.780	22.418	1'57.306P	232,3	9:26'57.497
3	27.138	23.052	27.286	22.079	1'39.555	233,3	9:28'37.052
4	27.007	22.854	27.001	21.943	1'38.805C	233,8	9:30'15.857
5	26.783	22.620	26.940	21.949	1'38.292	234,8	9:31'54.149
6	26.687	22.604	26.777	21.777	1'37.845	234,8	9:33'31.994
7	26.743	22.942	39.794	22.388	1'51.867	227,8	9:35'23.861
8	27.627	23.177	27.059	22.340	1'40.203	238,4	9:37'04.064
9	26.848	22.537	26.723	21.775	1'37.883	236,8	9:38'41.947
10	26.758	22.742	26.823	21.949	1'38.272	237,9	9:40'20.219

9° 99 A. HUERTAS [1'38.269]							
Lap	Seg1	Seg2	Seg3	Seg4	Lap Time	km/h	Local Time
1							9:25'10.288
2	42.446	23.764	30.367	22.660	1'59.237P	202,6	9:27'09.525
3	27.260	22.728	26.959	21.975	1'38.922	238,4	9:28'48.447
4	27.156	22.787	26.821	22.000	1'38.764	238,9	9:30'27.211
5	27.433	23.006	28.801	22.653	1'41.893	236,8	9:32'09.104
6	27.078	22.575	26.929	22.000	1'38.582	241,6	9:33'47.686
7	27.020	22.470	26.872	21.907	1'38.269	240,0	9:35'25.955
8	27.098	22.593	26.809	21.939	1'38.439	239,5	9:37'04.394
9	27.062	23.310	27.254	21.989	1'39.615	240,0	9:38'44.009
10	27.175	22.664	26.927	22.083	1'38.849	235,8	9:40'22.858

5° 64 F. CARICASULO [1'38.139]							
Lap	Seg1	Seg2	Seg3	Seg4	Lap Time	km/h	Local Time
1							9:25'10.119
2	46.398	23.707	28.031	22.350	2'00.486P	234,3	9:27'10.605
3	27.444	22.675	27.067	21.987	1'39.173	240,5	9:28'49.778
4	27.275	22.665	26.931	22.012	1'38.883	238,9	9:30'28.661
5	27.131	22.664	26.978	21.990	1'38.763	237,9	9:32'07.424
6	27.173	22.610	27.038	21.998	1'38.819	236,8	9:33'46.243
7	27.079	22.548	26.893	21.817	1'38.337	237,9	9:35'24.580
8	27.228	22.633	27.076	21.895	1'38.832	240,0	9:37'03.412
9	26.953	22.455	26.869	21.862	1'38.139	236,3	9:38'41.551

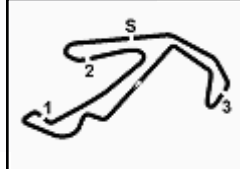
10° 29 N. SPINELLI [1'38.275]							
Lap	Seg1	Seg2	Seg3	Seg4	Lap Time	km/h	Local Time
1							9:25'02.786
2	48.605	24.229	28.323	24.418	2'05.575P	228,3	9:27'08.361
3	27.186	22.806	27.309	23.604	1'40.905	239,5	9:28'49.266
4	27.020	22.717	26.854	22.117	1'38.708	237,9	9:30'27.974
5	27.137	22.923	28.338	23.341	1'41.739	224,1	9:32'09.713
6	26.985	22.562	26.818	21.910	1'38.275	237,4	9:33'47.988
7	26.979	22.590	26.868	22.032	1'38.469	237,4	9:35'26.457

04/06/2023 P = Pits In/Out - C = Lap Time Cancelled

These data/results cannot be reproduced, stored and/or transmitted in whole or in part by any manner of electronic, mechanical, photocopying, recording, broadcasting or otherwise now known or herein after developed without the previous express consent by the copyright owner, except for reproduction in daily press and regular printed publications on sale to the public within 60 days of the event related to those data/results and always provided that copyright symbol appears together as follows below.

© DORNA WSBK ORGANIZATION Srl 2023





Misano Circuit Sic 58 4.226 m

Pirelli Emilia-Romagna Round, 2-4 June 2023 Chronological Analysis Warm Up

11° 40 S. CORSI [1'38.398]							
Lap	Seg.1	Seg.2	Seg.3	Seg.4	Lap Time	km/h	Local Time
1							9:25'37.909
2	44.687	24.504	28.721	23.303	2'01.215P	227,4	9:27'39.124
3	27.908	23.344	29.630	22.337	1'43.219C	213,4	9:29'22.343
4	27.135	22.986	27.482	22.803	1'40.406	237,4	9:31'02.749
5	26.963	22.741	27.043	21.986	1'38.733	234,8	9:32'41.482
6	26.905	22.640	26.848	22.005	1'38.398	234,8	9:34'19.880
7	27.476	23.044	27.586	22.365	1'40.471	231,8	9:36'00.351
8	27.520	27.079	31.462	22.322	1'48.383	228,3	9:37'48.734
9	27.277	23.075	27.125	21.945	1'39.422	234,8	9:39'28.156
10	26.921	22.668	26.895	21.929	1'38.413	235,3	9:41'06.569

12° 3 R. DE ROSA [1'38.409]							
Lap	Seg.1	Seg.2	Seg.3	Seg.4	Lap Time	km/h	Local Time
1		24.409	28.936	25.788		223,6	9:28'00.185
2	27.856	22.992	27.253	22.071	1'40.172C	235,3	9:29'40.357
3	27.254	22.742	27.082	21.945	1'39.023	236,3	9:31'19.380
4	27.192	22.654	27.121	21.839	1'38.806	235,8	9:32'58.186
5	27.074	22.543	26.912	21.894	1'38.423	236,3	9:34'36.609
6	27.202	22.516	27.062	21.809	1'38.589	235,3	9:36'15.198
7	27.132	22.564	26.956	21.853	1'38.505	236,3	9:37'53.703
8	26.997	22.619	26.989	21.804	1'38.409	235,8	9:39'32.112
9	27.030	22.532	27.053	21.881	1'38.496	238,4	9:41'10.608

13° 9 J. NAVARRO [1'38.449]							
Lap	Seg.1	Seg.2	Seg.3	Seg.4	Lap Time	km/h	Local Time
1							9:25'06.222
2	46.338	24.316	30.639	22.412	2'03.705P	192,9	9:27'09.927
3	27.554	23.026	26.972	22.262	1'39.814	236,8	9:28'49.741
4	27.450	22.779	26.850	22.105	1'39.184	240,5	9:30'28.925
5	27.021	22.744	27.296	22.176	1'39.237	238,9	9:32'08.162
6	26.933	22.738	26.853	22.040	1'38.564	238,4	9:33'46.726
7	27.212	22.715	26.841	22.043	1'38.811	237,4	9:35'25.537
8	27.022	22.761	26.840	22.132	1'38.755	237,9	9:37'04.292
9	29.307	22.936	26.939	22.087	1'41.269C	235,3	9:38'45.561
10	26.943	22.716	26.745	22.045	1'38.449	235,8	9:40'24.010

14° 66 N. TUULI [1'38.568]							
Lap	Seg.1	Seg.2	Seg.3	Seg.4	Lap Time	km/h	Local Time
1							9:25'16.638
2	41.268	23.791	27.857	22.706	1'55.622P	238,9	9:27'12.260
3	27.487	23.063	26.972	22.262	1'47.580	236,8	9:28'59.840
4	27.516	22.825	27.165	22.300	1'39.806	236,8	9:30'39.646
5	27.258	22.692	26.790	22.113	1'38.853	237,4	9:32'18.499
6	27.400	22.784	26.925	22.123	1'39.232	235,3	9:33'57.731
7	27.038	22.639	26.801	22.090	1'38.568	236,8	9:35'36.299
8	26.895	22.525	26.750	22.034	1'38.204C	235,8	9:37'14.503
9	27.039	22.621	27.169	22.181	1'39.010	238,4	9:38'53.513
10	27.038	22.729	26.980	22.109	1'38.856	235,8	9:40'32.369

15° 19 A. MANTOVANI [1'38.911]							
Lap	Seg.1	Seg.2	Seg.3	Seg.4	Lap Time	km/h	Local Time
1							9:25'07.791
2	45.107	24.328	28.271	22.448	2'00.154P	235,3	9:27'07.945
3	27.197	22.933	27.145	22.178	1'39.453	235,3	9:28'47.398
4	27.173	23.054	27.291	22.148	1'39.666	236,3	9:30'27.064
5	27.403	23.046	27.236	22.048	1'39.733	235,3	9:32'06.797
6	27.311	22.972	27.414	21.998	1'39.695	238,4	9:33'46.492
7	27.583	22.744	27.078	21.984	1'39.389	237,9	9:35'25.881
8	26.969	23.007	26.990	21.945	1'38.911	236,8	9:37'04.792
9	27.057	22.786	27.172	21.990	1'39.005	232,8	9:38'43.797

10	29.577	22.758	27.060	22.036	1'41.431	234,8	9:40'25.228
----	--------	--------	--------	--------	----------	-------	-------------

16° 42 M. BUSSOLOTTI [1'38.931]							
Lap	Seg.1	Seg.2	Seg.3	Seg.4	Lap Time	km/h	Local Time
1							9:25'10.739
2	46.020	23.899	27.790	22.502	2'00.211P	230,8	9:27'10.950
3	27.273	22.999	26.953	22.100	1'39.325	235,3	9:28'50.275
4	27.062	22.928	26.916	22.025	1'38.931	234,3	9:30'29.206
5	27.008	22.883	27.027	22.214	1'39.132	235,8	9:32'08.338
6	27.457	22.858	33.676	33.267	1'57.258	148,4	9:34'05.596
7	29.871	25.915	34.993	24.474	1'55.253	166,7	9:36'00.849
8	27.444	25.342	31.110	22.147	1'46.043	224,5	9:37'46.892
9	26.958	22.970	27.020	22.095	1'39.043	230,8	9:39'25.935
10	26.905	22.825	27.037	22.196	1'38.963	232,3	9:41'04.898

17° 14 L. MAHIAS [1'39.033]							
Lap	Seg.1	Seg.2	Seg.3	Seg.4	Lap Time	km/h	Local Time
1		24.791	28.021	22.781		230,3	9:27'41.247
2	27.383	22.960	27.111	22.635	1'40.089C	233,8	9:29'21.336
3	27.055	22.933	27.310	22.247	1'39.545	235,3	9:31'00.881
4	27.020	22.951	27.115	22.103	1'39.189	234,3	9:32'40.070
5	27.099	22.992	27.125	22.792	1'40.008	233,8	9:34'20.078
6	27.474	23.108	27.573	22.316	1'40.471	232,3	9:36'00.549
7	30.750	25.337	27.579	22.162	1'45.828	235,8	9:37'46.377
8	27.083	22.840	26.991	22.119	1'39.033	236,3	9:39'25.410
9	27.181	22.826	27.185	22.617	1'39.809	234,3	9:41'05.219

18° 86 J. GIMBERT [1'39.176]							
Lap	Seg.1	Seg.2	Seg.3	Seg.4	Lap Time	km/h	Local Time
1							9:24'55.586
2	44.277	24.078	29.930	25.839	2'04.124P	230,3	9:26'59.710
3	27.656	23.106	27.216	22.450	1'40.428	237,4	9:28'40.138
4	31.101	24.266	32.522	22.439	1'50.328C	238,4	9:30'30.466
5	27.442	23.017	27.214	22.336	1'40.009	236,8	9:32'10.475
6	27.325	22.827	27.150	22.207	1'39.509	236,8	9:33'49.984
7	27.278	22.735	26.951	22.212	1'39.176	237,9	9:35'29.160
8	27.220	24.288	30.503	24.964	1'46.975	207,7	9:37'16.135
9	28.865	23.036	27.392	22.459	1'41.752C	234,3	9:38'57.887
10	27.261	22.749	27.141	22.181	1'39.332	236,8	9:40'37.219

19° 69 T. BOOTH-AMOS [1'39.207]							
Lap	Seg.1	Seg.2	Seg.3	Seg.4	Lap Time	km/h	Local Time
1		23.998	28.245	22.686		233,8	9:27'11.953
2	27.355	23.371	28.273	27.133	1'46.132	232,3	9:28'58.085
3	27.328	23.258	27.253	22.293	1'40.132	233,3	9:30'38.217
4	27.439	23.139	27.330	22.281	1'40.189	232,8	9:32'18.406
5	27.300	23.225	27.160	22.203	1'39.888	234,8	9:33'58.294
6	27.273	23.018	27.123	22.213	1'39.627	234,3	9:35'37.921
7	27.077	22.967	27.140	22.205	1'39.389C	232,8	9:37'17.310
8	27.118	22.871	27.184	22.163	1'39.336	235,8	9:38'56.646
9	27.081	22.852	27.083	22.191	1'39.207	235,8	9:40'35.853

20° 73 M. KOFLER [1'39.683]							
Lap	Seg.1	Seg.2	Seg.3	Seg.4	Lap Time	km/h	Local Time
1							9:25'13.811
2	43.701	23.869	28.394	22.702	1'58.666P	235,8	9:27'12.477
3	27.802	23.214	27.266	22.553	1'40.835	237,9	9:28'53.312
4	27.829	23.107	27.334	22.539	1'40.809	240,5	9:30'34.121
5	32.560	23.543	27.302	22.336	1'45.741C	238,9	9:32'19.862
6	27.553	22.790	27.072	22.268	1'39.683	236,3	9:33'59.545

04/06/2023

P = Pits In/Out - C = Lap Time Cancelled

These data/results cannot be reproduced, stored and/or transmitted in whole or in part by any manner of electronic, mechanical, photocopying, recording, broadcasting or otherwise now known or herein after developed without the previous express consent by the copyright owner, except for reproduction in daily press and regular printed publications on sale to the public within 60 days of the event related to those data/results and always provided that copyright symbol appears together as follows below.

© DORNA WSBK ORGANIZATION Srl 2023



Pirelli Emilia-Romagna Round, 2-4 June 2023
Chronological Analysis Warm Up

Misano Circuit Sic 58 4.226 m

3 / 4

21° 7 A. NORRODIN [1'39.726]								26° 71 T. EDWARDS [1'39.974]							
Lap	Seg.1	Seg.2	Seg.3	Seg.4	Lap Time	km/h	Local Time	Lap	Seg.1	Seg.2	Seg.3	Seg.4	Lap Time	km/h	Local Time
1		24.066	29.731	22.630		233,8	9:27'03.722	1							9:24'51.987
2	27.528	24.127	27.614	22.599	1'41.868	231,3	9:28'45.590	2	46.845	24.700	29.708	25.874	2'07.127P	226,9	9:26'59.114
3	27.360	23.257	27.355	22.476	1'40.448	234,3	9:30'26.038	3	27.846	22.985	27.533	22.430	1'40.794	235,8	9:28'39.908
4	27.214	23.118	27.320	22.411	1'40.063	232,8	9:32'06.101	4	29.143	24.089	30.534	23.233	1'46.999C	234,3	9:30'26.907
5	32.044	23.409	27.392	22.630	1'45.475	233,8	9:33'51.576	5	28.485	22.969	27.494	22.220	1'41.168	239,5	9:32'08.075
6	27.682	23.184	27.445	22.484	1'40.795	234,8	9:35'32.371	6	27.569	22.800	27.492	22.317	1'40.178	238,4	9:33'48.253
7	27.332	23.049	27.196	22.334	1'39.911	233,3	9:37'12.282	7	29.794	22.914	27.583	22.470	1'42.761C	235,3	9:35'31.014
8	31.600	23.165	27.325	22.607	1'44.697C	233,3	9:38'56.979	8	27.580	22.881	27.432	22.300	1'40.193	233,3	9:37'11.207
9	27.194	22.974	27.202	22.356	1'39.726	233,3	9:40'36.705	9	31.763	22.840	27.459	22.282	1'44.344C	237,4	9:38'55.551
								10	27.473	22.823	27.481	22.197	1'39.974	233,8	9:40'35.525

22° 51 A. SARMOON [1'39.820]								27° 27 A. DIAZ [1'40.100]							
Lap	Seg.1	Seg.2	Seg.3	Seg.4	Lap Time	km/h	Local Time	Lap	Seg.1	Seg.2	Seg.3	Seg.4	Lap Time	km/h	Local Time
1							9:24'59.535	1							9:24'59.680
2	44.519	23.769	27.710	22.488	1'58.486P	233,8	9:26'58.021	2	44.901	23.640	27.914	23.022	1'59.477P	237,9	9:26'59.157
3	27.398	23.167	27.754	22.369	1'40.688	233,8	9:28'38.709	3	28.039	23.384	27.470	22.240	1'41.133	240,0	9:28'40.290
4	27.406	23.098	27.410	22.481	1'40.395C	233,8	9:30'19.104	4	27.982	23.224	27.581	22.288	1'41.075C	235,3	9:30'21.365
5	28.016	25.151	27.465	22.671	1'43.303	235,8	9:32'02.407	5	27.408	22.931	27.568	22.193	1'40.100	238,4	9:32'01.465
6	27.167	23.038	27.354	22.261	1'39.820	237,9	9:33'42.227	6	27.413	22.926	27.570	22.199	1'40.108	234,3	9:33'41.573
7	27.652	22.916	27.280	22.318	1'40.166	233,3	9:35'22.393	7	28.562	22.942	27.636	22.155	1'41.295	235,8	9:35'22.868
8	31.973	23.061	27.305	22.291	1'44.630C	236,3	9:37'07.023	8	32.105	23.164	27.889	22.166	1'45.324C	234,8	9:37'08.192
9	27.372	23.439	27.187	22.372	1'40.370	236,3	9:38'47.393	9	27.604	23.128	27.639	22.168	1'40.539	235,3	9:38'48.731
10	27.306	23.092	27.186	22.273	1'39.857	235,3	9:40'27.250	10	27.528	22.888	27.617	22.217	1'40.250	235,8	9:40'28.981

23° 22 F. FULIGNI [1'39.852]								28° 68 L. POWER [1'40.186]							
Lap	Seg.1	Seg.2	Seg.3	Seg.4	Lap Time	km/h	Local Time	Lap	Seg.1	Seg.2	Seg.3	Seg.4	Lap Time	km/h	Local Time
1		24.298	28.183	22.962		226,9	9:27'48.012	1		23.741	27.672	22.839		233,8	9:26'58.611
2	27.952	23.283	27.715	22.562	1'41.512C	229,3	9:29'29.524	2	27.620	23.311	27.435	22.557	1'40.923	232,3	9:28'39.534
3	27.570	23.225	27.785	22.507	1'41.087	230,3	9:31'10.611	3	27.667	23.340	27.351	22.586	1'40.944C	232,8	9:30'20.478
4	27.580	23.162	27.490	22.515	1'40.747	230,8	9:32'51.358	4	27.570	23.448	27.414	22.544	7'41.914	232,3	9:38'02.392
5	27.412	23.150	27.423	22.406	1'40.391	232,3	9:34'31.749	5	27.411	23.246	27.196	22.333	1'40.186	232,3	9:39'42.578
6	27.461	23.110	27.422	22.216	1'40.209	231,3	9:36'11.958	6	27.413	23.206	27.428	22.370	1'40.417	232,3	9:41'22.995
7	27.384	23.198	27.310	22.355	1'40.247	233,8	9:37'52.205								
8	27.349	23.964	27.320	22.292	1'40.925	234,3	9:39'33.130								
9	27.376	22.944	27.310	22.222	1'39.852	231,8	9:41'12.982								

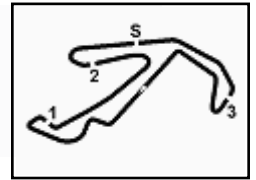
24° 17 J. MCPHEE [1'39.866]								29° 4 H. TRUELOVE [1'40.875]							
Lap	Seg.1	Seg.2	Seg.3	Seg.4	Lap Time	km/h	Local Time	Lap	Seg.1	Seg.2	Seg.3	Seg.4	Lap Time	km/h	Local Time
1		25.186	29.680	23.381		221,8	9:27'39.384	1							9:25'16.899
2	28.095	23.359	28.383	22.591	1'42.428C	223,1	9:29'21.812	2	41.201	23.934	28.405	22.692	1'56.232P	238,4	9:27'13.131
3	27.307	23.096	27.227	22.350	1'39.980	234,3	9:31'01.792	3	28.077	23.241	27.464	22.561	1'41.343	236,3	9:28'54.474
4	28.080	23.108	27.107	22.342	1'40.637	238,9	9:32'42.429	4	27.862	23.254	27.961	24.059	1'43.136	234,8	9:30'37.610
5	27.506	22.932	27.391	22.521	1'40.350	232,8	9:34'22.779	5	29.864	23.413	27.538	22.569	1'43.384	235,3	9:32'20.994
6	27.336	23.110	27.321	22.461	1'40.228	231,8	9:36'03.007	6	27.650	23.120	27.510	22.595	1'40.875	234,8	9:34'01.869
7	27.627	26.119	28.940	22.941	1'45.627	234,3	9:37'48.634	7	27.818	23.412	28.048	22.692	1'41.970	235,3	9:35'43.839
8	27.603	23.219	27.223	22.224	1'40.269	235,3	9:39'28.903	8	27.853	23.332	27.906	22.609	1'41.700C	233,8	9:37'25.539
9	27.319	23.051	27.198	22.298	1'39.866	233,3	9:41'08.769	9	27.947	23.282	27.972	22.572	1'41.773	234,3	9:39'07.312
								10	27.884	23.229	27.949	22.634	1'41.696C	233,3	9:40'49.008

25° 16 Y. OKAYA [1'39.867]								30° 56 R. WILAIROT [1'40.982]							
Lap	Seg.1	Seg.2	Seg.3	Seg.4	Lap Time	km/h	Local Time	Lap	Seg.1	Seg.2	Seg.3	Seg.4	Lap Time	km/h	Local Time
1							9:25'02.715	1							9:24'58.817
2	43.936	24.380	27.677	22.719	1'58.712P	232,8	9:27'01.427	2	47.438	25.492	29.273	23.452	2'05.655P	231,8	9:27'04.472
3	27.862	23.180	27.247	22.427	1'40.716	233,3	9:28'42.143	3	37.084	24.260	27.741	23.564	1'52.649C	234,3	9:28'57.121
4	27.587	22.957	27.201	22.258	1'40.003C	234,3	9:30'22.146	4	27.792	24.022	27.990	22.933	1'42.737	235,8	9:30'39.858
5	27.443	22.986	27.271	22.199	1'39.899	237,9	9:32'02.045	5	29.400	23.535	27.632	22.822	1'43.389C	235,3	9:32'23.247
6	27.395	23.036	27.110	22.326	1'39.867	235,3	9:33'41.912	6	27.757	23.164	27.489	22.909	1'41.319	234,3	9:34'04.566
7	29.187	22.936	27.251	22.458	1'41.832C	234,8	9:35'23.744	7	27.736	23.072	27.468	22.706	1'40.982	234,3	9:35'45.548
8	27.500	22.891	27.267	22.595	1'40.253	233,3	9:37'03.997	8	27.723	23.317	27.430	22.745	1'41.215	234,8	9:37'26.763
9	35.206	23.983	28.102	22.508	1'49.799C	232,3	9:38'53.796	9	27.696	23.264	27.335	22.566	1'40.861C	234,8	9:39'07.624
10	27.694	22.898	27.260	22.259	1'40.111	235,3	9:40'33.907	10	27.945	23.227	27.961	23.806	1'42.939C	233,8	9:40'50.563

04/06/2023 P = Pits In/Out - C = Lap Time Cancelled

These data/results cannot be reproduced, stored and/or transmitted in whole or in part by any manner of electronic, mechanical, photocopying, recording, broadcasting or otherwise now known or herein after developed without the previous express consent by the copyright owner, except for reproduction in daily press and regular printed publications on sale to the public within 60 days of the event related to those data/results and always provided that copyright symbol appears together as follows below.

© DORNA WSBK ORGANIZATION Srl 2023



Pirelli Emilia-Romagna Round, 2-4 June 2023
Chronological Analysis Warm Up

31° 98 M. ABE [1'41.224]							
Lap	Seg.1	Seg.2	Seg.3	Seg.4	Lap Time	km/h	Local Time
1							9:25'35.911
2	46.063	24.172	28.248	22.968	2'01.451P	228,8	9:27'37.362
3	27.971	23.593	28.104	22.584	1'42.252C	231,3	9:29'19.614
4	27.770	23.534	28.091	22.605	1'42.000	230,3	9:31'01.614
5	27.754	23.451	27.992	22.480	1'41.677C	233,3	9:32'43.291
6	27.627	23.308	27.899	22.390	1'41.224	232,3	9:34'24.515
7	27.686	23.401	28.151	22.547	1'41.785	231,3	9:36'06.300
8	27.637	23.533	28.029	22.493	1'41.692	231,8	9:37'47.992
9	27.790	23.611	27.903	22.619	1'41.923	236,3	9:39'29.915
10	27.832	23.322	27.997	22.471	1'41.622	230,3	9:41'11.537

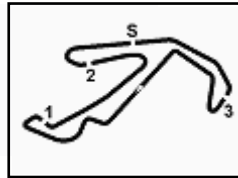
32° 95 T. MACKENZIE							
Lap	Seg.1	Seg.2	Seg.3	Seg.4	Lap Time	km/h	Local Time
1		24.336	32.342	23.198		153,0	9:27'14.822

04/06/2023

P = Pits In/Dut - C = Lap Time Cancelled

These data/results cannot be reproduced, stored and/or transmitted in whole or in part by any manner of electronic, mechanical, photocopying, recording, broadcasting or otherwise now known or herein after developed without the previous express consent by the copyright owner, except for reproduction in daily press and regular printed publications on sale to the public within 60 days of the event related to those data/results and always provided that copyright symbol appears together as follows below.

© DORNA WSBK ORGANIZATION Srl 2023

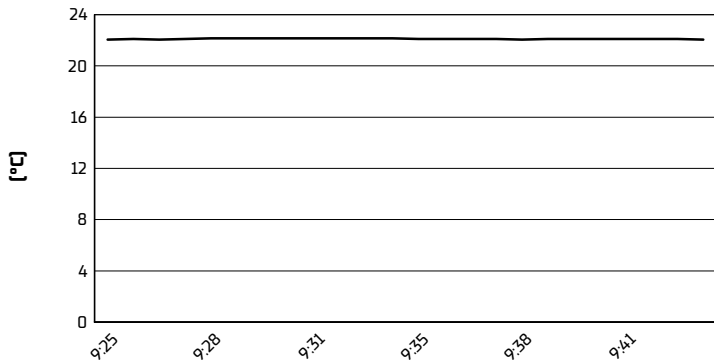


Misano Circuit Sic 58 4.226 m

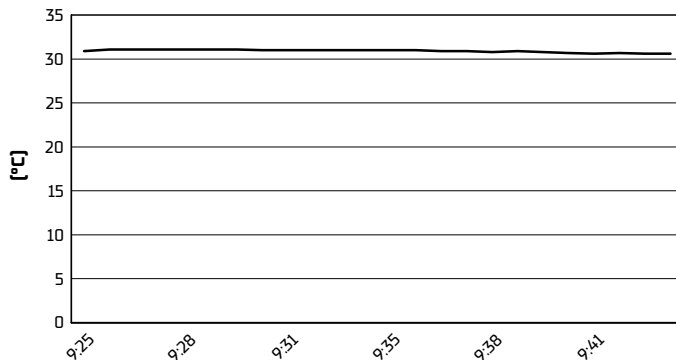
Pirelli Emilia-Romagna Round, 2-4 June 2023
Weather Report Warm Up

Session started 09:25 - Session ended 9:44

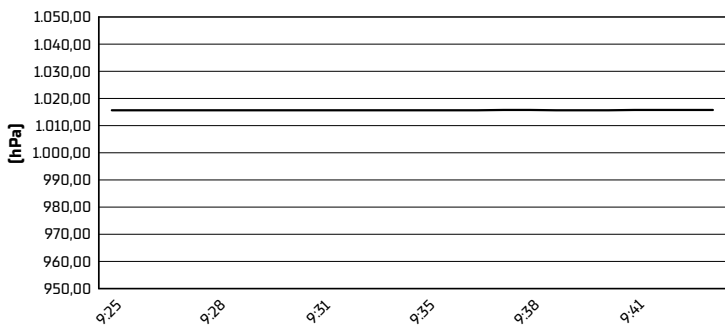
Air Temperature



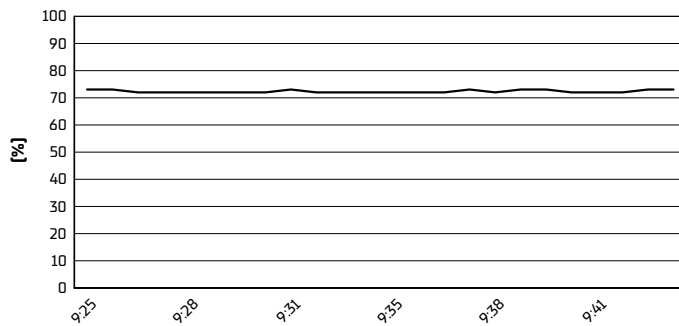
Track Temperature



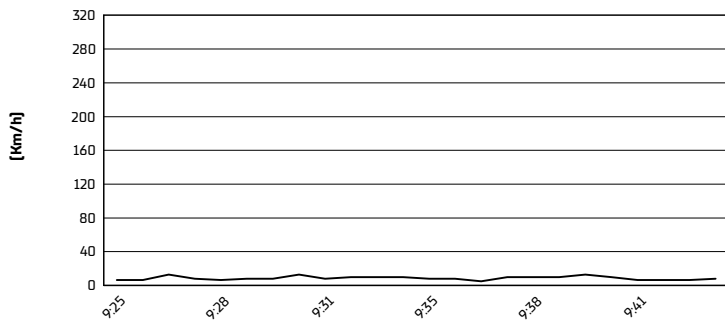
Air Pressure



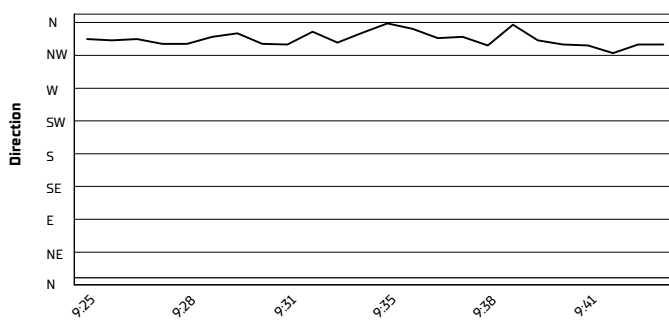
Humidity



Wind Speed



Wind Direction



04/06/2023

These data/results cannot be reproduced, stored and/or transmitted in whole or in part by any manner of electronic, mechanical, photocopying, recording, broadcasting or otherwise now known or herein after developed without the previous express consent by the copyright owner, except for reproduction in daily press and regular printed publications on sale to the public within 60 days of the event related to those data/results and always provided that copyright symbol appears together as follows below.

© DORNA WSBK ORGANIZATION Srl 2023