

Pirelli Emilia-Romagna Round, 2-4 June 2023
Chronological Analysis Warm Up

Misano Circuit Sic 58.4226 m

1 / 4

1° 11 N. BULEGA [1'37.541]							
Lap	Seg.1	Seg.2	Seg.3	Seg.4	Lap Time	km/h	Local Time
1							9:26'02.989
2	42.921	23.070	26.988	22.096	1'55.075P	237,9	9:27'58.064
3	27.109	22.629	26.726	21.786	1'38.250C	237,4	9:29'36.314
4	26.942	22.560	26.604	21.863	1'37.969	238,9	9:31'14.283
5	27.010	22.485	26.584	21.732	1'37.811	238,9	9:32'52.094
6	26.988	22.376	26.684	21.683	1'37.731	238,9	9:34'29.825
7	26.889	22.385	26.591	21.676	1'37.541	238,4	9:36'07.366
8	27.078	22.382	26.827	21.846	1'38.133	237,9	9:37'45.499
9	26.909	22.448	26.698	21.764	1'37.819	238,4	9:39'23.318
10	27.013	22.434	26.776	21.892	1'38.115	237,9	9:41'01.433

6° 32 O. BAYLISS [1'38.241]							
Lap	Seg.1	Seg.2	Seg.3	Seg.4	Lap Time	km/h	Local Time
1							9:25'07.026
2	45.331	24.086	30.358	22.998	2'02.773P	198,9	9:27'09.799
3	28.001	23.063	27.220	22.523	1'40.807	241,1	9:28'50.606
4	27.200	22.803	27.019	21.904	1'38.926	238,4	9:30'29.532
5	27.144	22.955	27.074	22.124	1'39.297	239,5	9:32'08.829
6	27.092	22.875	28.216	22.474	1'40.657	224,5	9:33'49.486
7	27.155	22.755	26.978	22.058	1'38.946	237,4	9:35'28.432
8	27.087	22.721	27.404	21.877	1'39.089	235,3	9:37'07.521
9	27.063	22.632	26.846	21.700	1'38.241	236,3	9:38'45.762
10	26.963	22.683	26.910	21.820	1'38.376	238,4	9:40'24.138

2° 62 S. MANZI [1'37.573]							
Lap	Seg.1	Seg.2	Seg.3	Seg.4	Lap Time	km/h	Local Time
1		23.634	27.586	22.211		232,8	9:26'50.459
2	27.082	22.704	27.032	21.848	1'38.666	234,8	9:28'29.125
3	26.992	22.564	26.964	21.919	1'38.439C	235,3	9:30'07.564
4	26.727	22.465	27.058	21.872	1'38.122	235,3	9:31'45.686
5	26.755	22.590	26.977	21.842	1'38.164	234,8	9:33'23.850
6	26.667	22.506	26.885	21.789	1'37.847	234,8	9:35'01.697
7	26.677	22.453	26.957	21.799	1'37.886	234,8	9:36'39.583
8	26.822	22.390	26.788	21.715	1'37.715	235,8	9:38'17.298
9	26.597	22.562	26.870	21.667	1'37.696	234,3	9:39'54.994
10	26.789	22.316	26.813	21.655	1'37.573	236,3	9:41'32.567

7° 55 Y. MONTELLA [1'38.244]							
Lap	Seg.1	Seg.2	Seg.3	Seg.4	Lap Time	km/h	Local Time
1							9:26'03.908
2	42.343	23.175	27.346	22.164	1'55.028P	232,3	9:27'59.936
3	27.267	22.794	27.117	22.056	1'39.234C	233,3	9:29'38.170
4	27.161	22.724	27.092	21.973	1'38.950	232,8	9:31'17.120
5	26.996	22.633	27.095	21.955	1'38.679	233,3	9:32'55.799
6	26.980	22.678	26.963	21.880	1'38.501	233,3	9:34'34.300
7	26.974	22.638	27.005	21.781	1'38.398	234,3	9:36'12.698
8	26.849	22.600	26.891	21.904	1'38.244	233,3	9:37'50.942
9	26.961	22.612	26.854	21.944	1'38.371	233,8	9:39'29.313

3° 23 M. SCHROETTER [1'37.610]							
Lap	Seg.1	Seg.2	Seg.3	Seg.4	Lap Time	km/h	Local Time
1		24.167	30.064	22.973		200,0	9:27'09.348
2	27.038	22.473	27.033	21.994	1'38.538	239,5	9:28'47.886
3	26.962	22.480	26.818	21.844	1'38.104	238,4	9:30'25.990
4	26.736	22.548	26.710	21.743	1'37.737	237,9	9:32'03.727
5	26.966	22.510	26.981	22.095	1'38.552	240,5	9:33'42.279
6	26.965	22.425	26.768	21.671	1'37.829	236,3	9:35'20.108
7	26.782	22.469	26.779	21.845	1'37.875	237,4	9:36'57.983
8	26.753	22.418	26.744	21.695	1'37.610	236,8	9:38'35.593
9	26.704	22.382	26.729	21.662	1'37.477C	235,8	9:40'13.070

8° 54 B. SOFUOGLU [1'38.251]							
Lap	Seg.1	Seg.2	Seg.3	Seg.4	Lap Time	km/h	Local Time
1		23.472	27.825	22.327		234,8	9:27'07.382
2	27.378	22.587	26.910	22.098	1'38.973	236,8	9:28'46.355
3	27.169	22.405	26.920	22.032	1'38.526	236,8	9:30'24.881
4	26.977	22.410	26.907	21.957	1'38.251	236,8	9:32'03.132
5	27.319	23.542	27.488	23.836	1'42.185	237,9	9:33'45.317
6	33.301	23.152	27.322	22.048	1'45.823C	240,5	9:35'31.140
7	27.007	26.654	28.539	22.102	1'44.302	237,9	9:37'15.442
8	27.036	22.401	26.903	22.059	1'38.399	238,4	9:38'53.841
9	27.077	22.503	27.034	21.963	1'38.577	237,9	9:40'32.418

4° 28 G. VAN STRAALEN [1'37.845]							
Lap	Seg.1	Seg.2	Seg.3	Seg.4	Lap Time	km/h	Local Time
1							9:25'00.191
2	43.297	23.811	27.780	22.418	1'57.306P	232,3	9:26'57.497
3	27.138	23.052	27.286	22.079	1'39.555	233,3	9:28'37.052
4	27.007	22.854	27.001	21.943	1'38.805C	233,8	9:30'15.857
5	26.783	22.620	26.940	21.949	1'38.292	234,8	9:31'54.149
6	26.687	22.604	26.777	21.777	1'37.845	234,8	9:33'31.994
7	26.743	22.942	39.794	22.388	1'51.867	227,8	9:35'23.861
8	27.627	23.177	27.059	22.340	1'40.203	238,4	9:37'04.064
9	26.848	22.537	26.723	21.775	1'37.883	236,8	9:38'41.947
10	26.758	22.742	26.823	21.949	1'38.272	237,9	9:40'20.219

9° 99 A. HUERTAS [1'38.269]							
Lap	Seg.1	Seg.2	Seg.3	Seg.4	Lap Time	km/h	Local Time
1							9:25'10.288
2	42.446	23.764	30.367	22.660	1'59.237P	202,6	9:27'09.525
3	27.260	22.728	26.959	21.975	1'38.922	238,4	9:28'48.447
4	27.156	22.787	26.821	22.000	1'38.764	238,9	9:30'27.211
5	27.433	23.006	28.801	22.653	1'41.893	236,8	9:32'09.104
6	27.078	22.575	26.929	22.000	1'38.582	241,6	9:33'47.686
7	27.020	22.470	26.872	21.907	1'38.269	240,0	9:35'25.955
8	27.098	22.593	26.809	21.939	1'38.439	239,5	9:37'04.394
9	27.062	23.310	27.254	21.989	1'39.615	240,0	9:38'44.009
10	27.175	22.664	26.927	22.083	1'38.849	235,8	9:40'22.858

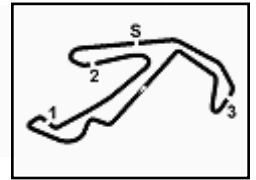
5° 64 F. CARICASULO [1'38.139]							
Lap	Seg.1	Seg.2	Seg.3	Seg.4	Lap Time	km/h	Local Time
1							9:25'10.119
2	46.398	23.707	28.031	22.350	2'00.486P	234,3	9:27'10.605
3	27.444	22.675	27.067	21.987	1'39.173	240,5	9:28'49.778
4	27.275	22.665	26.931	22.012	1'38.883	238,9	9:30'28.661
5	27.131	22.664	26.978	21.990	1'38.763	237,9	9:32'07.424
6	27.173	22.610	27.038	21.998	1'38.819	236,8	9:33'46.243
7	27.079	22.548	26.893	21.817	1'38.337	237,9	9:35'24.580
8	27.228	22.633	27.076	21.895	1'38.832	240,0	9:37'03.412
9	26.953	22.455	26.869	21.862	1'38.139	236,3	9:38'41.551

10° 29 N. SPINELLI [1'38.275]							
Lap	Seg.1	Seg.2	Seg.3	Seg.4	Lap Time	km/h	Local Time
1							9:25'02.786
2	48.605	24.229	28.323	24.418	2'05.575P	228,3	9:27'08.361
3	27.186	22.806	27.309	23.604	1'40.905	239,5	9:28'49.266
4	27.020	22.717	26.854	22.117	1'38.708	237,9	9:30'27.974
5	27.137	22.923	28.338	23.341	1'41.739	224,1	9:32'09.713
6	26.985	22.562	26.818	21.910	1'38.275	237,4	9:33'47.988
7	26.979	22.590	26.868	22.032	1'38.469	237,4	9:35'26.457

04/06/2023 P = Pits In/Out - C = Lap Time Cancelled

These data/results cannot be reproduced, stored and/or transmitted in whole or in part by any manner of electronic, mechanical, photocopying, recording, broadcasting or otherwise now known or herein after developed without the previous express consent by the copyright owner, except for reproduction in daily press and regular printed publications on sale to the public within 60 days of the event related to those data/results and always provided that copyright symbol appears together as follows below.

© DORNA WSBK ORGANIZATION Srl 2023



Pirelli Emilia-Romagna Round, 2-4 June 2023
Chronological Analysis Warm Up

Misano Circuit Sic 58 4.226 m

2 / 4

11° 40 S. CORSI [1'38.398]							
Lap	Seg.1	Seg.2	Seg.3	Seg.4	Lap Time	km/h	Local Time
1					2'01.215P	227,4	9:25'37.909
2	44.687	24.504	28.721	23.303	1'43.219C	213,4	9:27'39.124
3	27.908	23.344	29.630	22.337	1'40.406	237,4	9:29'22.343
4	27.135	22.986	27.482	22.803	1'38.733	234,8	9:31'02.749
5	26.963	22.741	27.043	21.986	1'38.398	234,8	9:32'41.482
6	26.905	22.640	26.848	22.005	1'38.398	234,8	9:34'19.880
7	27.476	23.044	27.586	22.365	1'40.471	231,8	9:36'00.351
8	27.520	27.079	31.462	22.322	1'48.383	228,3	9:37'48.734
9	27.277	23.075	27.125	21.945	1'39.422	234,8	9:39'28.156
10	26.921	22.668	26.895	21.929	1'38.413	235,3	9:41'06.569

12° 3 R. DE ROSA [1'38.409]							
Lap	Seg.1	Seg.2	Seg.3	Seg.4	Lap Time	km/h	Local Time
1		24.409	28.936	25.788		223,6	9:28'00.185
2	27.856	22.992	27.253	22.071	1'40.172C	235,3	9:29'40.357
3	27.254	22.742	27.082	21.945	1'39.023	236,3	9:31'19.380
4	27.192	22.654	27.121	21.839	1'38.806	235,8	9:32'58.186
5	27.074	22.543	26.912	21.894	1'38.423	236,3	9:34'36.609
6	27.202	22.516	27.062	21.809	1'38.589	235,3	9:36'15.198
7	27.132	22.564	26.956	21.853	1'38.505	236,3	9:37'53.703
8	26.997	22.619	26.989	21.804	1'38.409	235,8	9:39'32.112
9	27.030	22.532	27.053	21.881	1'38.496	238,4	9:41'10.608

13° 9 J. NAVARRO [1'38.449]							
Lap	Seg.1	Seg.2	Seg.3	Seg.4	Lap Time	km/h	Local Time
1							9:25'06.222
2	46.338	24.316	30.639	22.412	2'03.705P	192,9	9:27'09.927
3	27.554	23.026	26.972	22.262	1'39.814	236,8	9:28'49.741
4	27.450	22.779	26.850	22.105	1'39.184	240,5	9:30'28.925
5	27.021	22.744	27.296	22.176	1'39.237	238,9	9:32'08.162
6	26.933	22.738	26.853	22.040	1'38.564	238,4	9:33'46.726
7	27.212	22.715	26.841	22.043	1'38.811	237,4	9:35'25.537
8	27.022	22.761	26.840	22.132	1'38.755	237,9	9:37'04.292
9	29.307	22.936	26.939	22.087	1'41.269C	235,3	9:38'45.561
10	26.943	22.716	26.745	22.045	1'38.449	235,8	9:40'24.010

14° 66 N. TUULI [1'38.568]							
Lap	Seg.1	Seg.2	Seg.3	Seg.4	Lap Time	km/h	Local Time
1							9:25'16.638
2	41.268	23.791	27.857	22.706	1'55.622P	238,9	9:27'12.260
3	27.487	23.063	26.972	22.262	1'47.580	236,8	9:28'59.840
4	27.516	22.825	27.165	22.300	1'39.806	236,8	9:30'39.646
5	27.258	22.692	26.790	22.113	1'38.853	237,4	9:32'18.499
6	27.400	22.784	26.925	22.123	1'39.232	235,3	9:33'57.731
7	27.038	22.639	26.801	22.090	1'38.568	236,8	9:35'36.299
8	26.895	22.525	26.750	22.034	1'38.204C	235,8	9:37'14.503
9	27.039	22.621	27.169	22.181	1'39.010	238,4	9:38'53.513
10	27.038	22.729	26.980	22.109	1'38.856	235,8	9:40'32.369

15° 19 A. MANTOVANI [1'38.911]							
Lap	Seg.1	Seg.2	Seg.3	Seg.4	Lap Time	km/h	Local Time
1							9:25'07.791
2	45.107	24.328	28.271	22.448	2'00.154P	235,3	9:27'07.945
3	27.197	22.933	27.145	22.178	1'39.453	235,3	9:28'47.398
4	27.173	23.054	27.291	22.148	1'39.666	236,3	9:30'27.064
5	27.403	23.046	27.236	22.048	1'39.733	235,3	9:32'06.797
6	27.311	22.972	27.414	21.998	1'39.695	238,4	9:33'46.492
7	27.583	22.744	27.078	21.984	1'39.389	237,9	9:35'25.881
8	26.969	23.007	26.990	21.945	1'38.911	236,8	9:37'04.792
9	27.057	22.786	27.172	21.990	1'39.005	232,8	9:38'43.797

10	29.577	22.758	27.060	22.036	1'41.431	234,8	9:40'25.228
----	--------	--------	--------	--------	----------	-------	-------------

16° 42 M. BUSSOLOTTI [1'38.931]							
Lap	Seg.1	Seg.2	Seg.3	Seg.4	Lap Time	km/h	Local Time
1							9:25'10.739
2	46.020	23.899	27.790	22.502	2'00.211P	230,8	9:27'10.950
3	27.273	22.999	26.953	22.100	1'39.325	235,3	9:28'50.275
4	27.062	22.928	26.916	22.025	1'38.931	234,3	9:30'29.206
5	27.008	22.883	27.027	22.214	1'39.132	235,8	9:32'08.338
6	27.457	22.858	33.676	33.267	1'57.258	148,4	9:34'05.596
7	29.871	25.915	34.993	24.474	1'55.253	166,7	9:36'00.849
8	27.444	25.342	31.110	22.147	1'46.043	224,5	9:37'46.892
9	26.958	22.970	27.020	22.095	1'39.043	230,8	9:39'25.935
10	26.905	22.825	27.037	22.196	1'38.963	232,3	9:41'04.898

17° 14 L. MAHIAS [1'39.033]							
Lap	Seg.1	Seg.2	Seg.3	Seg.4	Lap Time	km/h	Local Time
1		24.791	28.021	22.781		230,3	9:27'41.247
2	27.383	22.960	27.111	22.635	1'40.089C	233,8	9:29'21.336
3	27.055	22.933	27.310	22.247	1'39.545	235,3	9:31'00.881
4	27.020	22.951	27.115	22.103	1'39.189	234,3	9:32'40.070
5	27.099	22.992	27.125	22.792	1'40.008	233,8	9:34'20.078
6	27.474	23.108	27.573	22.316	1'40.471	232,3	9:36'00.549
7	30.750	25.337	27.579	22.162	1'45.828	235,8	9:37'46.377
8	27.083	22.840	26.991	22.119	1'39.033	236,3	9:39'25.410
9	27.181	22.826	27.185	22.617	1'39.809	234,3	9:41'05.219

18° 86 J. GIMBERT [1'39.176]							
Lap	Seg.1	Seg.2	Seg.3	Seg.4	Lap Time	km/h	Local Time
1							9:24'55.586
2	44.277	24.078	29.930	25.839	2'04.124P	230,3	9:26'59.710
3	27.656	23.106	27.216	22.450	1'40.428	237,4	9:28'40.138
4	31.101	24.266	32.522	22.439	1'50.328C	238,4	9:30'30.466
5	27.442	23.017	27.214	22.336	1'40.009	236,8	9:32'10.475
6	27.325	22.827	27.150	22.207	1'39.509	236,8	9:33'49.984
7	27.278	22.735	26.951	22.212	1'39.176	237,9	9:35'29.160
8	27.220	24.288	30.503	24.964	1'46.975	207,7	9:37'16.135
9	28.865	23.036	27.392	22.459	1'41.752C	234,3	9:38'57.887
10	27.261	22.749	27.141	22.181	1'39.332	236,8	9:40'37.219

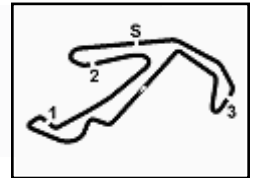
19° 69 T. BOOTH-AMOS [1'39.207]							
Lap	Seg.1	Seg.2	Seg.3	Seg.4	Lap Time	km/h	Local Time
1		23.998	28.245	22.686		233,8	9:27'11.953
2	27.355	23.371	28.273	27.133	1'46.132	232,3	9:28'58.085
3	27.328	23.258	27.253	22.293	1'40.132	233,3	9:30'38.217
4	27.439	23.139	27.330	22.281	1'40.189	232,8	9:32'18.406
5	27.300	23.225	27.160	22.203	1'39.888	234,8	9:33'58.294
6	27.273	23.018	27.123	22.213	1'39.627	234,3	9:35'37.921
7	27.077	22.967	27.140	22.205	1'39.389C	232,8	9:37'17.310
8	27.118	22.871	27.184	22.163	1'39.336	235,8	9:38'56.646
9	27.081	22.852	27.083	22.191	1'39.207	235,8	9:40'35.853

20° 73 M. KOFLER [1'39.683]							
Lap	Seg.1	Seg.2	Seg.3	Seg.4	Lap Time	km/h	Local Time
1							9:25'13.811
2	43.701	23.869	28.394	22.702	1'58.666P	235,8	9:27'12.477
3	27.802	23.214	27.266	22.553	1'40.835	237,9	9:28'53.312
4	27.829	23.107	27.334	22.539	1'40.809	240,5	9:30'34.121
5	32.560	23.543	27.302	22.336	1'45.741C	238,9	9:32'19.862
6	27.553	22.790	27.072	22.268	1'39.683	236,3	9:33'59.545

04/06/2023 P = Pits In/Out - C = Lap Time Cancelled

These data/results cannot be reproduced, stored and/or transmitted in whole or in part by any manner of electronic, mechanical, photocopying, recording, broadcasting or otherwise now known or herein after developed without the previous express consent by the copyright owner, except for reproduction in daily press and regular printed publications on sale to the public within 60 days of the event related to those data/results and always provided that copyright symbol appears together as follows below.

© DORNA WSBK ORGANIZATION Srl 2023



Pirelli Emilia-Romagna Round, 2-4 June 2023
Chronological Analysis Warm Up

21° 7 A. NORRODIN [1'39.726]								26° 71 T. EDWARDS [1'39.974]							
Lap	Seg1	Seg2	Seg3	Seg4	Lap Time	km/h	Local Time	Lap	Seg1	Seg2	Seg3	Seg4	Lap Time	km/h	Local Time
1		24.066	29.731	22.630		233,8	9:27'03.722	1							9:24'51.987
2	27.528	24.127	27.614	22.599	1'41.868	231,3	9:28'45.590	2	46.845	24.700	29.708	25.874	2'07.127P	226,9	9:26'59.114
3	27.360	23.257	27.355	22.476	1'40.448	234,3	9:30'26.038	3	27.846	22.985	27.533	22.430	1'40.794	235,8	9:28'39.908
4	27.214	23.118	27.320	22.411	1'40.063	232,8	9:32'06.101	4	29.143	24.089	30.534	23.233	1'46.999C	234,3	9:30'26.907
5	32.044	23.409	27.392	22.630	1'45.475	233,8	9:33'51.576	5	28.485	22.969	27.494	22.220	1'41.168	239,5	9:32'08.075
6	27.682	23.184	27.445	22.484	1'40.795	234,8	9:35'32.371	6	27.569	22.800	27.492	22.317	1'40.178	238,4	9:33'48.253
7	27.332	23.049	27.196	22.334	1'39.911	233,3	9:37'12.282	7	29.794	22.914	27.583	22.470	1'42.761C	235,3	9:35'31.014
8	31.600	23.165	27.325	22.607	1'44.697C	233,3	9:38'56.979	8	27.580	22.881	27.432	22.300	1'40.193	233,3	9:37'11.207
9	27.194	22.974	27.202	22.356	1'39.726	233,3	9:40'36.705	9	31.763	22.840	27.459	22.282	1'44.344C	237,4	9:38'55.551
								10	27.473	22.823	27.481	22.197	1'39.974	233,8	9:40'35.525

22° 51 A. SARMOON [1'39.820]								27° 27 A. DIAZ [1'40.100]							
Lap	Seg1	Seg2	Seg3	Seg4	Lap Time	km/h	Local Time	Lap	Seg1	Seg2	Seg3	Seg4	Lap Time	km/h	Local Time
1							9:24'59.535	1							9:24'59.680
2	44.519	23.769	27.710	22.488	1'58.486P	233,8	9:26'58.021	2	44.901	23.640	27.914	23.022	1'59.477P	237,9	9:26'59.157
3	27.398	23.167	27.754	22.369	1'40.688	233,8	9:28'38.709	3	28.039	23.384	27.470	22.240	1'41.133	240,0	9:28'40.290
4	27.406	23.098	27.410	22.481	1'40.395C	233,8	9:30'19.104	4	27.982	23.224	27.581	22.288	1'41.075C	235,3	9:30'21.365
5	28.016	25.151	27.465	22.671	1'43.303	235,8	9:32'02.407	5	27.408	22.931	27.568	22.193	1'40.100	238,4	9:32'01.465
6	27.167	23.038	27.354	22.261	1'39.820	237,9	9:33'42.227	6	27.413	22.926	27.570	22.199	1'40.108	234,3	9:33'41.573
7	27.652	22.916	27.280	22.318	1'40.166	233,3	9:35'22.393	7	28.562	22.942	27.636	22.155	1'41.295	235,8	9:35'22.868
8	31.973	23.061	27.305	22.291	1'44.630C	236,3	9:37'07.023	8	32.105	23.164	27.889	22.166	1'45.324C	234,8	9:37'08.192
9	27.372	23.439	27.187	22.372	1'40.370	236,3	9:38'47.393	9	27.604	23.128	27.639	22.168	1'40.539	235,3	9:38'48.731
10	27.306	23.092	27.186	22.273	1'39.857	235,3	9:40'27.250	10	27.528	22.888	27.617	22.217	1'40.250	235,8	9:40'28.981

23° 22 F. FULIGNI [1'39.852]								28° 68 L. POWER [1'40.186]							
Lap	Seg1	Seg2	Seg3	Seg4	Lap Time	km/h	Local Time	Lap	Seg1	Seg2	Seg3	Seg4	Lap Time	km/h	Local Time
1		24.298	28.183	22.962		226,9	9:27'48.012	1		23.741	27.672	22.839		233,8	9:26'58.611
2	27.952	23.283	27.715	22.562	1'41.512C	229,3	9:29'29.524	2	27.620	23.311	27.435	22.557	1'40.923	232,3	9:28'39.534
3	27.570	23.225	27.785	22.507	1'41.087	230,3	9:31'10.611	3	27.667	23.340	27.351	22.586	1'40.944C	232,8	9:30'20.478
4	27.580	23.162	27.490	22.515	1'40.747	230,8	9:32'51.358	4	27.570	23.448	27.414	22.544	1'41.914	232,3	9:38'02.392
5	27.412	23.150	27.423	22.406	1'40.391	232,3	9:34'31.749	5	27.411	23.246	27.196	22.333	1'40.186	232,3	9:39'42.578
6	27.461	23.110	27.422	22.216	1'40.209	231,3	9:36'11.958	6	27.413	23.206	27.428	22.370	1'40.417	232,3	9:41'22.995
7	27.384	23.198	27.310	22.355	1'40.247	233,8	9:37'52.205								
8	27.349	23.964	27.320	22.292	1'40.925	234,3	9:39'33.130								
9	27.376	22.944	27.310	22.222	1'39.852	231,8	9:41'12.982								

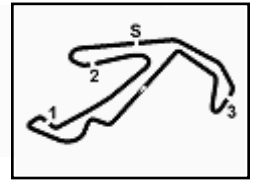
24° 17 J. MCPHEE [1'39.866]								29° 4 H. TRUELOVE [1'40.875]							
Lap	Seg1	Seg2	Seg3	Seg4	Lap Time	km/h	Local Time	Lap	Seg1	Seg2	Seg3	Seg4	Lap Time	km/h	Local Time
1		25.186	29.680	23.381		221,8	9:27'39.384	1							9:25'16.899
2	28.095	23.359	28.383	22.591	1'42.428C	223,1	9:29'21.812	2	41.201	23.934	28.405	22.692	1'56.232P	238,4	9:27'13.131
3	27.307	23.096	27.227	22.350	1'39.980	234,3	9:31'01.792	3	28.077	23.241	27.464	22.561	1'41.343	236,3	9:28'54.474
4	28.080	23.108	27.107	22.342	1'40.637	238,9	9:32'42.429	4	27.862	23.254	27.961	24.059	1'43.136	234,8	9:30'37.610
5	27.506	22.932	27.391	22.521	1'40.350	232,8	9:34'22.779	5	29.864	23.413	27.538	22.569	1'43.384	235,3	9:32'20.994
6	27.336	23.110	27.321	22.461	1'40.228	231,8	9:36'03.007	6	27.650	23.120	27.510	22.595	1'40.875	234,8	9:34'01.869
7	27.627	26.119	28.940	22.941	1'45.627	234,3	9:37'48.634	7	27.818	23.412	28.048	22.692	1'41.970	235,3	9:35'43.839
8	27.603	23.219	27.223	22.224	1'40.269	235,3	9:39'28.903	8	27.853	23.332	27.906	22.609	1'41.700C	233,8	9:37'25.539
9	27.319	23.051	27.198	22.298	1'39.866	233,3	9:41'08.769	9	27.947	23.282	27.972	22.572	1'41.773	234,3	9:39'07.312
								10	27.884	23.229	27.949	22.634	1'41.696C	233,3	9:40'49.008

25° 16 Y. OKAYA [1'39.867]								30° 56 R. WILAIROT [1'40.982]							
Lap	Seg1	Seg2	Seg3	Seg4	Lap Time	km/h	Local Time	Lap	Seg1	Seg2	Seg3	Seg4	Lap Time	km/h	Local Time
1							9:25'02.715	1							9:24'58.817
2	43.936	24.380	27.677	22.719	1'58.712P	232,8	9:27'01.427	2	47.438	25.492	29.273	23.452	2'05.655P	231,8	9:27'04.472
3	27.862	23.180	27.247	22.427	1'40.716	233,3	9:28'42.143	3	37.084	24.260	27.741	23.564	1'52.649C	234,3	9:28'57.121
4	27.587	22.957	27.201	22.258	1'40.003C	234,3	9:30'22.146	4	27.792	24.022	27.990	22.933	1'42.737	235,8	9:30'39.858
5	27.443	22.986	27.271	22.199	1'39.899	237,9	9:32'02.045	5	29.400	23.535	27.632	22.822	1'43.389C	235,3	9:32'23.247
6	27.395	23.036	27.110	22.326	1'39.867	235,3	9:33'41.912	6	27.757	23.164	27.489	22.909	1'41.319	234,3	9:34'04.566
7	29.187	22.936	27.251	22.458	1'41.832C	234,8	9:35'23.744	7	27.736	23.072	27.468	22.706	1'40.982	234,3	9:35'45.548
8	27.500	22.891	27.267	22.595	1'40.253	233,3	9:37'03.997	8	27.723	23.317	27.430	22.745	1'41.215	234,8	9:37'26.763
9	35.206	23.983	28.102	22.508	1'49.799C	232,3	9:38'53.796	9	27.696	23.264	27.335	22.566	1'40.861C	234,8	9:39'07.624
10	27.694	22.898	27.260	22.259	1'40.111	235,3	9:40'33.907	10	27.945	23.227	27.961	23.806	1'42.939C	233,8	9:40'50.563

04/06/2023 P = Pits In/Out - C = Lap Time Cancelled

These data/results cannot be reproduced, stored and/or transmitted in whole or in part by any manner of electronic, mechanical, photocopying, recording, broadcasting or otherwise now known or herein after developed without the previous express consent by the copyright owner, except for reproduction in daily press and regular printed publications on sale to the public within 60 days of the event related to those data/results and always provided that copyright symbol appears together as follows below.

© DORNA WSBK ORGANIZATION Srl 2023



Pirelli Emilia-Romagna Round, 2-4 June 2023
Chronological Analysis Warm Up

31°							
98 M. ABE [1'41.224]							
Lap	Seg.1	Seg.2	Seg.3	Seg.4	Lap Time	km/h	Local Time
1							9:25'35.911
2	46.063	24.172	28.248	22.968	2'01.451P	228,8	9:27'37.362
3	27.971	23.593	28.104	22.584	1'42.252C	231,3	9:29'19.614
4	27.770	23.534	28.091	22.605	1'42.000	230,3	9:31'01.614
5	27.754	23.451	27.992	22.480	1'41.677C	233,3	9:32'43.291
6	27.627	23.308	27.899	22.390	1'41.224	232,3	9:34'24.515
7	27.686	23.401	28.151	22.547	1'41.785	231,3	9:36'06.300
8	27.637	23.533	28.029	22.493	1'41.692	231,8	9:37'47.992
9	27.790	23.611	27.903	22.619	1'41.923	236,3	9:39'29.915
10	27.832	23.322	27.997	22.471	1'41.622	230,3	9:41'11.537

32°							
95 T. MACKENZIE							
Lap	Seg.1	Seg.2	Seg.3	Seg.4	Lap Time	km/h	Local Time
1		24.336	32.342	23.198		153,0	9:27'14.822

04/06/2023

P = Pits In/Dut - C = Lap Time Cancelled

These data/results cannot be reproduced, stored and/or transmitted in whole or in part by any manner of electronic, mechanical, photocopying, recording, broadcasting or otherwise now known or herein after developed without the previous express consent by the copyright owner, except for reproduction in daily press and regular printed publications on sale to the public within 60 days of the event related to those data/results and always provided that copyright symbol appears together as follows below.

© DORNA WSBK ORGANIZATION Srl 2023