

Imola Circuit 4.936 m

Prometeon Italian Round, 14-16 July 2023

Results Race 1

Laps 19 = 93,784 Km - Time of Race 34'10.316 - Avg. 164,668 km/h

1 / 2

Pos	Grid	No. Rider	Nat	Team	Bike	Class	LL	Gap	Rel.	Fastest Lap	Speed	Qualifying	Speed
1	4	1 A. BAUTISTA	ESP	Aruba.it Racing - Ducati	Ducati Panigale V4R		19			1'47.065	286,1	1'46.145	287,6
2	1	54 T. RAZGATLIOGLU	TUR	Pata Yamaha Prometeon WorldSBK	Yamaha YZF R1		19	3.672	3.672	1'47.445	282,2	1'45.959	283,8
3	7	65 J. REA	GBR	Kawasaki Racing Team WorldSBK	Kawasaki ZX-10RR		19	7.847	4.175	1'47.554	282,2	1'46.635	280,0
4	2	55 A. LOCATELLI	ITA	Pata Yamaha Prometeon WorldSBK	Yamaha YZF R1		19	13.543	5.696	1'48.083	281,5	1'46.017	281,5
5	8	21 M. RINALDI	ITA	Aruba.it Racing - Ducati	Ducati Panigale V4R		19	15.898	2.355	1'47.915	284,5	1'46.636	284,5
6	10	9 D. PETRUCCI	ITA	Barni Spark Racing Team	Ducati Panigale V4R	IND	19	18.551	2.653	1'48.080	282,2	1'46.862	283,0
7	3	47 A. BASSANI	ITA	Motocorsa Racing	Ducati Panigale V4R	IND	19	20.633	2.082	1'47.683	282,2	1'46.062	282,2
8	9	76 L. BAZ	FRA	Bonovo Action BMW	BMW M1000 RR	IND	19	21.727	1.094	1'48.189	283,0	1'46.646	284,5
9	11	22 A. LOWES	GBR	Kawasaki Racing Team WorldSBK	Kawasaki ZX-10RR		19	22.082	0.355	1'48.307	280,0	1'46.945	282,2
10	5	45 S. REDDING	GBR	ROKIT BMW Motorrad WorldSBK Team	BMW M1000 RR		19	26.052	3.970	1'48.025	283,0	1'46.497	285,3
11	16	87 R. GARDNER	AUS	GYTR GRT Yamaha WorldSBK Team	Yamaha YZF R1	IND	19	36.865	10.813	1'48.819	281,5	1'47.296	278,5
12	13	97 X. VIERGE	ESP	Team HRC	Honda CBR1000 RR-R		19	37.032	0.167	1'49.063	286,1	1'47.163	285,3
13	15	31 G. GERLOFF	USA	Bonovo Action BMW	BMW M1000 RR	IND	19	37.282	0.250	1'48.752	283,0	1'47.241	284,5
14	14	91 L. HASLAM	GBR	ROKIT BMW Motorrad WorldSBK Team	BMW M1000 RR		19	37.827	0.545	1'48.980	280,7	1'47.220	281,5
15	6	28 B. RAY	GBR	Yamaha Motoxrcing WorldSBK Team	Yamaha YZF R1	IND	19	38.943	1.116	1'48.484	277,1	1'46.595	280,7
16	20	53 T. RABAT	ESP	Kawasaki Puccetti Racing	Kawasaki ZX-10RR	IND	19	58.025	19.082	1'50.138	277,1	1'48.516	278,5
17	25	16 G. RUIU	ITA	Bmax Racing	BMW M1000 RR	IND	19	58.206	0.181	1'49.790	276,3	1'48.111	279,3
18	21	20 R. TAMBURINI	ITA	PETRONAS MIE Racing Honda Team	Honda CBR1000 RR-R	IND	19	59.022	0.816	1'50.234	279,3	1'48.718	282,2
-----Not Classified-----													
RET	12	77 D. AEGERTER	SUI	GYTR GRT Yamaha WorldSBK Team	Yamaha YZF R1	IND	15	4 Laps		1'48.713	280,7	1'46.973	283,0
RET	17	7 I. LECUONA	ESP	Team HRC	Honda CBR1000 RR-R		14	5 Laps		1'48.574	283,0	1'47.360	286,8
RET	23	32 I. VINALES	ESP	TPR Team Pedercini Racing	Kawasaki ZX-10RR	IND	13	6 Laps		1'50.397	273,5	1'49.410	272,1
RET	22	51 E. GRANADO	BRA	PETRONAS MIE Racing Honda Team	Honda CBR1000 RR-R	IND	12	7 Laps		1'50.117	277,8	1'48.803	280,0
RET	24	52 O. KONIG	CZE	Orelac Racing MOVISIO	Kawasaki ZX-10RR	IND	8	11 Laps		1'51.150	274,9	1'49.855	274,2
RET	18	5 P. OETTL	GER	Team GoEleven	Ducati Panigale V4R	IND	6	13 Laps		1'49.415	274,9	1'47.681	280,7
RET	19	34 L. BALDASSARRI	ITA	GMT94 Yamaha	Yamaha YZF R1	IND	2	17 Laps		1'49.857	274,2	1'47.767	277,8

AIR	Humidity:	42%	Temp:	35°C
TRACK	Condition:	Dry	Temp:	58°C

Records	Pole [SP]	2019	C.Davies	1'45.180	168,945 Km/h
	Race [SPRC]	2019	C.Davies	1'45.727	168,071 Km/h
	All Times [SP]	2019	C.Davies	1'45.180	168,945 Km/h
Race Fastest Lap		Lap 13	A.Bautista	1'47.065	165,970 Km/h

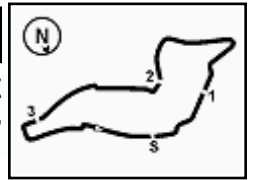
No. Rider	From	To	Laps	Total
55 A. LOCATELLI	1	1	1	
47 A. BASSANI	2	2	1	1
55 A. LOCATELLI	3	4	2	3
54 T. RAZGATLIOGLU	5	11	7	7
1 A. BAUTISTA	12	19	8	8

No. Rider	Laps
1 A. BAUTISTA	229
54 T. RAZGATLIOGLU	42
65 J. REA	29
21 M. RINALDI	12
55 A. LOCATELLI	3
47 A. BASSANI	1

15/07/2023 14:00 14:40 The results are provisional until the end of the time limit for protests and appeals and the completion of the technical checks.

These data/results cannot be reproduced, stored and/or transmitted in whole or in part by any manner of electronic, mechanical, photocopying, recording, broadcasting or otherwise now known or herein after developed without the previous express consent by the copyright owner, except for reproduction in daily press and regular printed publications on sale to the public within 60 days of the event related to those data/results and always provided that copyright symbol appears together as follows below.

© DORNA WSBK ORGANIZATION Srl 2023



Prometeon Italian Round, 14-16 July 2023
Results Race 1

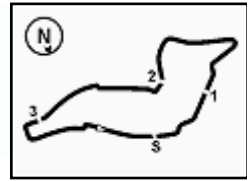
Race Highlights

Time	No. Rider	Description
13.40.00		Sighting Lap Started
13.45.00	16 G. RUIU	Will start the race from Pit Lane (exceeding engine allocation)
13.55.30	97 X. VIERGE	Will start the race from the back of the grid (tyre pressure)
13.57.58		Warm-up Lap Started
14.00.47		Start
14.02.09		No Jump Starts
14.04.54	34 L. BALDASSARRI	Crashed - Turn 2
14.05.22	34 L. BALDASSARRI	Not Actively Competing
14.06.50	87 R. GARDNER	On the Gravel - Re-Joined - Turn 2
14.11.50	5 P. OETTL	Entered Pits
14.12.26	5 P. OETTL	Retired
14.15.37	52 O. KONIG	Entered Pits
14.21.23	52 O. KONIG	Exited Pits
14.22.29		2/3 of Race Distance Completed
14.23.12	52 O. KONIG	Entered Pits
14.23.51	52 O. KONIG	Retired
14.24.50	51 E. GRANADO	Crashed - Turn 18
14.25.21	51 E. GRANADO	Not Actively Competing
14.26.39	32 I. VINALES	Entered Pits
14.27.27	32 I. VINALES	Retired
14.28.21	7 I. LECUONA	Entered Pits
14.29.12	7 I. LECUONA	Retired
14.30.18	77 D. AEGERTER	Entered Pits
14.31.26	77 D. AEGERTER	Retired
14.35.45		Podium Confirmed
14.38.52		Results confirmed
14.40.27		End Of Session

Start End The results are provisional until the end of the time limit for protests and appeals
15/07/2023 14:00 14:40 and the completion of the technical checks.

These data/results cannot be reproduced, stored and/or transmitted in whole or in part by any manner of electronic, mechanical, photocopying, recording, broadcasting or otherwise now known or herein after developed without the previous express consent by the copyright owner, except for reproduction in daily press and regular printed publications on sale to the public within 60 days of the event related to those data/results and always provided that copyright symbol appears together as follows below.

© DORNA WSBK ORGANIZATION Srl 2023



Imola Circuit 4.936 m

Prometeon Italian Round, 14-16 July 2023 Championship Standings

1 / 2

	Points	Points From First	Points From Previous	February 26 PHILLIP ISLAND	March 5 MANDALIKA	April 23 ASSEN	May 7 BARCELONA	June 4 MISANO	July 2 DONINGTON PARK	July 16 IMOLA	July 30 MOST	September 10 MAGNY-COURS	September 24 ARAGON	October 1 PORTIMAO	October 15 VILLICUM						
1 BAUTISTA Alvaro (ESP)	382			25 25 12	25 25 12	25 25 12	25 25 12	25 25 12	25 25 9	25											
2 RAZGATLIOGLU Toprak (TUR)	284	98		16 7	20 20 12	16 20 7	20 20 9	16 20 9	20 20 12	20											
3 LOCATELLI Andrea (ITA)	188	194	96	13 16 5	16 11 9	13 16 5	13 9 7	4 10 3	11 8 6	13											
4 REA Jonathan (GBR)	179	203	9	20 8 3	7 6	20 9	16 11 11	11 13 5	16 11 7	16											
5 BASSANI Axel (ITA)	155	227	24	11 13 1	13 8 5	11 11 4	9 5 9	13 16 6	9 9 2	9											
6 RINALDI Michael Ruben (ITA)	113	269	42	2 20 9	13 3	1 6 4	16 2	20 7	3	11											
7 PETRUCCI Danilo (ITA)	108	274	5	8 7	11 10	7 8	4	9	13 16 5	10											
8 LOWES Alex (GBR)	106	276	2	6 6	6 3 7	9 7 6	13 5	9 4	10 10 4	7											
9 AEGERTER Dominique (SUI)	97	285	9	3 9	8 4	10 13 3	11 8 4	10 5	4 5												
10 VIERGE Xavi (ESP)	96	286	1	9 5	9 16 4	5 1	8 10 1	6 11 2	5	4											
11 GARDNER Remy (AUS)	74	308	22	4 6	9	8 10	6 3	7 6	6 4	5											
12 REDDING Scott (GBR)	69	313	5	7 3	6 1	6 9 2		5 2	8 13 1	6											
13 LECUONA Iker (ESP)	66	316	3	10 10 2	4 7		10 7 6	8	2												
14 GERLOFF Garrett (USA)	64	318	2	6 2	2 5	4 4	7 6 3	3 8 1	7 3	3											
15 OETTL Philipp (GER)	52	330	12	5 11 4	3	2 5	5 2	2 7	6												
16 BAZ Loris (FRA)	21	361	31	1	5		3	4	8												
17 VAN DER MARK Michael (NED)	19	363	2	4	10 2	3															
18 SYKES Tom (GBR)	11	371	8			1		3	7												
19 RAY Bradley (GBR)	9	373	2				4 1		3	1											
20 BALDASSARRI Lorenzo (ITA)	9	373	0		1 2	3		1	2												
21 SYHRIN Hafizh (MAS)	8	374	1	1	1	2	2	1	1												
22 HASLAM Leon (GBR)	2	380	6							2											
23 VINALES Isaac (ESP)	1	381	1						1												
24 LOPES Ivo Miguel (POR)	1	381	0				1														

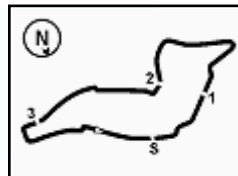
15/07/2023

These data/results cannot be reproduced, stored and/or transmitted in whole or in part by any manner of electronic, mechanical, photocopying, recording, broadcasting or otherwise now known or herein after developed without the previous express consent by the copyright owner, except for reproduction in daily press and regular printed publications on sale to the public within 60 days of the event related to those data/results and always provided that copyright symbol appears together as follows below.

© DORNA WSBK ORGANIZATION Srl 2023

FICR PERUGIA TIMING





Imola Circuit 4.936 m

Prometeon Italian Round, 14-16 July 2023 Championship Standings

2 / 2

Points	Points From First	Points From Previous	Independent Riders														
			February 26 PHILIP ISLAND	March 5 MANDALIKA	April 23 ASSEN	May 7 BARCELONA	June 4 MISANO	July 2 DONINGTON PARK	July 16 IMOLA	July 30 MOST	September 10 MAGNY-COURS	September 24 ARAGON	October 1 PORTIMAO	October 15 VILLICUM			
1	BASSANI Axel [ITA]	155	11 13 1	13 8 5	11 11 4	9 5	13 16 6	9 9 2	9								
2	PETRUCCI Danilo [ITA]	108 47	8 7	11 10	7 8	4	9	13 16 5	10								
3	AEGERTER Dominique [SUI]	97 58 11	3 9	8 4	10 13 3	11 8 4	10 5	4 5									
4	GARDNER Remy [AUS]	74 81 23	4 6	9	8 10	6 3	7 6	6 4	5								
5	GERLOFF Garrett [USA]	64 91 10	6 2	2 5	4 4	7 6 3	3 8 1	7 3 3									
6	QETTL Philipp [GER]	52 103 12	5 11 4	3	2 5	5 2	2 7	6									
7	BAZ Loris [FRA]	21 134 31	1	5		3	4	8									
8	RAY Bradley [GBR]	9 146 12				4 1		3 1									
9	BALDASSARRI Lorenzo [ITA]	9 146 0		1 2	3		1	2									
10	SYHRIN Hafizh [MAS]	8 147 1	1	1	2 2		1	1									
11	VINALES Isaac [ESP]	1 154 7						1									
12	SYKES Tom [GBR]	1 154 0			1												

15/07/2023

These data/results cannot be reproduced, stored and/or transmitted in whole or in part by any manner of electronic, mechanical, photocopying, recording, broadcasting or otherwise now known or herein after developed without the previous express consent by the copyright owner, except for reproduction in daily press and regular printed publications on sale to the public within 60 days of the event related to those data/results and always provided that copyright symbol appears together as follows below.

© DORNA WSBK ORGANIZATION Srl 2023

FICR PERUGIA TIMING



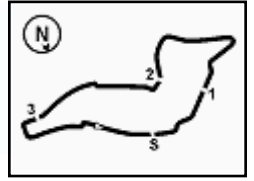
Prometeon Italian Round, 14-16 July 2023

Lap Chart Race 1

		Lap																		
	1	2	3	4	5	6	7	8	9	10	11	12	13	14	15	16	17	18	19	
1	55	47	55	55	54	54	54	54	54	54	54	1	1	1	1	1	1	1	1	1
2	47	55	54	54	1	1	1	1	1	1	1	54	54	54	54	54	54	54	54	54
3	1	1	1	1	65	65	65	65	65	65	65	65	65	65	65	65	65	65	65	65
4	54	54	47	65	55	55	55	55	55	55	55	55	55	55	55	55	55	55	55	55
5	65	65	65	47	47	47	47	47	21	21	21	21	21	21	21	21	21	21	21	21
6	45	45	45	21	21	21	21	21	47	9	9	9	9	9	9	9	9	9	9	9
7	28	21	21	45	45	9	9	9	9	47	47	47	47	47	47	47	47	47	47	47
8	21	9	9	9	9	45	45	45	76	76	76	76	76	76	76	76	76	76	76	76
9	9	76	76	76	76	76	76	76	22	22	22	22	22	22	22	22	22	22	22	22
10	76	22	22	22	22	22	22	22	45	45	45	45	45	45	45	45	45	45	45	45
11	22	28	28	28	28	28	28	28	28	28	28	77	77	77	91	91	97	97	97	87
12	77	77	77	77	77	77	77	77	77	77	77	28	28	28	28	97	91	31	97	97
13	87	87	87	91	91	91	91	91	91	91	91	91	91	91	97	31	31	87	31	31
14	91	91	91	97	97	97	97	97	97	97	7	7	97	97	31	28	87	91	91	91
15	7	7	97	7	7	7	7	7	7	7	7	97	97	31	31	87	87	28	28	28
16	34	97	7	31	31	31	31	31	87	87	87	87	87	87	77	53	53	53	53	53
17	97	34	31	5	5	87	87	87	31	31	31	31	7	7	53	16	16	16	16	16
18	31	31	5	87	87	53	53	53	53	53	53	53	53	53	16	20	20	20	20	20
19	5	5	53	53	53	20	20	20	20	20	20	16	16	16	20					
20	53	53	20	20	20	32	32	32	16	16	16	16	20	20	20					
21	52	20	32	32	32	51	16	16	32	32	32	32	32	32						
22	20	52	51	51	51	16	51	51	51	51	51	51								
23	32	32	52	52	16	52	52													
24	51	51	16	16		5														
25	16	16																		

Final Result		
1	1 A. BAUTISTA	Laps 19
2	54 T. RAZGATLIOGLU	3.672
3	65 J. REA	7.847
4	55 A. LOCATELLI	13.543
5	21 M. RINALDI	15.898
6	9 D. PETRUCCI	18.551
7	47 A. BASSANI	20.633
8	76 L. BAZ	21.727
9	22 A. LOWES	22.082
10	45 S. REDDING	26.052
11	87 R. GARDNER	36.865
12	97 X. VIERGE	37.032
13	31 G. GERLOFF	37.282
14	91 L. HASLAM	37.827
15	28 B. RAY	38.943
16	53 T. RABAT	58.025
17	16 G. RUIJU	58.206
18	20 R. TAMBURINI	59.022
RET	77 D. AEGERTER	4 Laps
RET	7 I. LECUONA	5 Laps
RET	32 I. VINALES	6 Laps
RET	51 E. GRANADO	7 Laps
RET	52 O. KONIG	11 Laps
RET	5 P. DETTL	13 Laps
RET	34 L. BALDASSARRI	17 Laps

15/07/2023
 These data/results cannot be reproduced, stored and/or transmitted in whole or in part by any manner of electronic, mechanical, photocopying, recording, broadcasting or otherwise now known or herein after developed without the previous express consent by the copyright owner, except for reproduction in daily press and regular printed publications on sale to the public within 60 days of the event related to those data/results and always provided that copyright symbol appears together as follows below.
 © DORNA WSBK ORGANIZATION Srl 2023



Imola Circuit 4.936 m

Prometeon Italian Round, 14-16 July 2023

Lap Chart Race 1

2 / 4

Lap 1

1	55	A.Locatelli	1'48.452
2	47	A.Bassani	0.239
3	1	A.Bautista	0.573
4	54	T.Razgatioglu	0.699
5	65	J.Rea	1.010
6	45	S.Redding	1.596
7	28	B.Ray	2.126
8	21	M.Rinaldi	2.345
9	9	D.Petrucci	2.703
10	76	L.Baz	2.874
11	22	A.Lowes	3.343
12	77	D.Aegerter	3.618
13	87	R.Gardner	3.772
14	91	L.Haslam	4.050
15	7	I.Lecuona	4.764
16	34	L.Baldassarri	4.823
17	97	X.Vierge	5.056
18	31	G.Gerloff	5.328
19	5	P.Oettl	5.554
20	53	T.Rabat	5.990
21	52	O.Konig	6.531
22	20	R.Tamburini	6.688
23	32	I.Vinales	7.459
24	51	E.Granado	7.616
25	16	G.Ruiu	10.542

19	53	T.Rabat	10.082
20	20	R.Tamburini	11.048
21	32	I.Vinales	13.376
22	51	E.Granado	14.020
23	52	O.Konig	14.089
24	16	G.Ruiu	14.987

Lap 4

1	55	A.Locatelli	7'13.474
2	54	T.Razgatioglu	0.036
3	1	A.Bautista	0.226
4	65	J.Rea	0.487
5	47	A.Bassani	0.857
6	21	M.Rinaldi	1.577
7	45	S.Redding	1.765
8	9	D.Petrucci	2.565
9	76	L.Baz	3.133
10	22	A.Lowes	3.768
11	28	B.Ray	4.196
12	77	D.Aegerter	5.492
13	91	L.Haslam	6.592
14	97	X.Vierge	8.214
15	7	I.Lecuona	8.475
16	31	G.Gerloff	8.684
17	5	P.Oettl	9.165
18	87	R.Gardner	9.896
19	53	T.Rabat	11.768
20	20	R.Tamburini	13.052
21	32	I.Vinales	15.212
22	51	E.Granado	15.710
23	52	O.Konig	16.583
24	16	G.Ruiu	16.732

Lap 2

1	47	A.Bassani	3'36.374
2	55	A.Locatelli	0.292
3	1	A.Bautista	0.602
4	54	T.Razgatioglu	0.732
5	65	J.Rea	0.998
6	45	S.Redding	1.699
7	21	M.Rinaldi	2.338
8	9	D.Petrucci	3.293
9	76	L.Baz	3.546
10	22	A.Lowes	3.966
11	28	B.Ray	4.227
12	77	D.Aegerter	4.633
13	87	R.Gardner	4.916
14	91	L.Haslam	5.108
15	7	I.Lecuona	6.245
16	97	X.Vierge	6.395
17	34	L.Baldassarri	6.758
18	31	G.Gerloff	7.023
19	5	P.Oettl	7.388
20	53	T.Rabat	8.206
21	20	R.Tamburini	9.258
22	52	O.Konig	10.330
23	32	I.Vinales	10.626
24	51	E.Granado	10.828
25	16	G.Ruiu	12.868

Lap 5

1	54	T.Razgatioglu	9'01.676
2	1	A.Bautista	0.399
3	65	J.Rea	0.956
4	55	A.Locatelli	1.130
5	47	A.Bassani	1.310
6	21	M.Rinaldi	1.757
7	45	S.Redding	2.303
8	9	D.Petrucci	2.578
9	76	L.Baz	3.430
10	22	A.Lowes	4.099
11	28	B.Ray	4.621
12	77	D.Aegerter	6.622
13	91	L.Haslam	7.410
14	97	X.Vierge	9.313
15	7	I.Lecuona	9.657
16	31	G.Gerloff	9.819
17	5	P.Oettl	10.420
18	87	R.Gardner	10.695
19	53	T.Rabat	14.347
20	20	R.Tamburini	15.379
21	32	I.Vinales	17.407
22	51	E.Granado	17.625
23	16	G.Ruiu	18.320
24	52	O.Konig	20.007

Lap 3

1	55	A.Locatelli	5'24.818
2	54	T.Razgatioglu	0.165
3	1	A.Bautista	0.540
4	47	A.Bassani	0.734
5	65	J.Rea	0.928
6	45	S.Redding	1.468
7	21	M.Rinaldi	2.066
8	9	D.Petrucci	2.929
9	76	L.Baz	3.291
10	22	A.Lowes	4.117
11	28	B.Ray	4.368
12	77	D.Aegerter	4.965
13	87	R.Gardner	5.291
14	91	L.Haslam	5.815
15	97	X.Vierge	7.494
16	7	I.Lecuona	7.810
17	31	G.Gerloff	7.988
18	5	P.Oettl	8.406

Lap 6

1	54	T.Razgatioglu	10'49.457
2	1	A.Bautista	0.284
3	65	J.Rea	0.729
4	55	A.Locatelli	1.432
5	47	A.Bassani	2.378
6	21	M.Rinaldi	2.720
7	9	D.Petrucci	3.391
8	45	S.Redding	3.590
9	76	L.Baz	4.122
10	22	A.Lowes	4.804
11	28	B.Ray	7.526
12	77	D.Aegerter	8.115
13	91	L.Haslam	8.696

14	97	X.Vierge	10.595
15	7	I.Lecuona	11.001
16	31	G.Gerloff	11.152
17	87	R.Gardner	12.057
18	53	T.Rabat	17.472
19	20	R.Tamburini	18.641
20	32	I.Vinales	20.253
21	51	E.Granado	20.651
22	16	G.Ruiu	20.800
23	52	O.Konig	24.088
24	5	P.Oettl	37.030

Lap 7

1	54	T.Razgatioglu	12'38.184
2	1	A.Bautista	0.188
3	65	J.Rea	0.436
4	55	A.Locatelli	1.058
5	47	A.Bassani	2.027
6	21	M.Rinaldi	2.561
7	9	D.Petrucci	2.999
8	45	S.Redding	3.711
9	76	L.Baz	4.158
10	22	A.Lowes	4.923
11	28	B.Ray	8.753
12	77	D.Aegerter	9.049
13	91	L.Haslam	9.365
14	97	X.Vierge	11.115
15	7	I.Lecuona	11.890
16	31	G.Gerloff	12.274
17	87	R.Gardner	12.569
18	53	T.Rabat	19.998
19	20	R.Tamburini	20.694
20	32	I.Vinales	22.270
21	16	G.Ruiu	22.441
22	51	E.Granado	22.844
23	52	O.Konig	27.241

Lap 8

1	54	T.Razgatioglu	14'25.936
2	1	A.Bautista	0.752
3	65	J.Rea	0.958
4	55	A.Locatelli	1.546
5	47	A.Bassani	2.894
6	21	M.Rinaldi	3.143
7	9	D.Petrucci	3.603
8	45	S.Redding	5.337
9	76	L.Baz	5.506
10	22	A.Lowes	6.013
11	28	B.Ray	10.418
12	77	D.Aegerter	11.020
13	91	L.Haslam	11.423
14	97	X.Vierge	12.822
15	7	I.Lecuona	13.072
16	31	G.Gerloff	13.274
17	87	R.Gardner	13.691
18	53	T.Rabat	23.745
19	20	R.Tamburini	23.973
20	32	I.Vinales	24.967
21	16	G.Ruiu	25.007
22	51	E.Granado	25.829
23	52	O.Konig	

Lap 9

1	54	T.Razgatioglu	16'13.592
2	1	A.Bautista	0.578
3	65	J.Rea	0.983
4	55	A.Locatelli	2.195
5	21	M.Rinaldi	4.342
6	47	A.Bassani	4.368
7	9	D.Petrucci	4.569
8	76	L.Baz	7.387
9	22	A.Lowes	7.606
10	45	S.Redding	7.933

Lap 10

1	54	T.Razgatioglu	18'01.173
2	1	A.Bautista	0.525
3	65	J.Rea	1.293
4	55	A.Locatelli	3.091
5	21	M.Rinaldi	5.394
6	9	D.Petrucci	5.859
7	47	A.Bassani	6.404
8	76	L.Baz	8.471
9	22	A.Lowes	8.901
10	45	S.Redding	9.543
11	28	B.Ray	14.471
12	77	D.Aegerter	15.205
13	91	L.Haslam	15.486
14	97	X.Vierge	16.337
15	7	I.Lecuona	16.585
16	87	R.Gardner	16.847
17	31	G.Gerloff	17.113
18	53	T.Rabat	30.618
19	20	R.Tamburini	30.942
20	16	G.Ruiu	31.115
21	32	I.Vinales	31.756
22	51	E.Granado	32.039

Lap 11

1	54	T.Razgatioglu	19'49.163
2	1	A.Bautista	0.330
3	65	J.Rea	1.186
4	55	A.Locatelli	3.670
5	21	M.Rinaldi	5.417
6	9	D.Petrucci	6.246
7	47	A.Bassani	7.390
8	76	L.Baz	8.778
9	22	A.Lowes	9.891
10	45	S.Redding	10.578
11	28	B.Ray	16.009
12	77	D.Aegerter	16.410
13	91	L.Haslam	16.832
14	7	I.Lecuona	17.987
15	97	X.Vierge	18.190
16	87	R.Gardner	18.259
17	31	G.Gerloff	18.588
18	53	T.Rabat	33.146
19	20	R.Tamburini	33.530
20	16	G.Ruiu	33.722
21	32	I.Vinales	34.380
22	51	E.Granado	34.701

Lap 12

1	1	A.Bautista	21'37.098
2	54	T.Razgatioglu	0.147
3	65	J.Rea	0.953
4	55	A.Locatelli	3.934
5	21	M.Rinaldi	5.888
6	9	D.Petrucci	6.945
7	47	A.Bassani	8.968
8	76	L.Baz	9.412
9	22	A.Lowes	10.392
10	45	S.Redding	11.692
11	77	D.Aegerter	17.721

15/07/2023
These data/results cannot be reproduced, stored and/or transmitted in whole or in part by any manner of electronic, mechanical, photocopying, recording, broadcasting or otherwise now known or herein after developed without the previous express consent by the copyright owner, except for reproduction in daily press and regular printed publications on sale to the public within 60 days of the event related to those data/results and always provided that copyright symbol appears together as follows below.

© DORNA WSBK ORGANIZATION Srl 2023

Prometeon Italian Round, 14-16 July 2023

Lap Chart Race 1

12	28	B.Ray	18.063
13	91	L.Haslam	18.580
14	7	I.Lecuona	19.012
15	97	X.Vierge	19.453
16	87	R.Gardner	19.752
17	31	G.Gerloff	20.165
18	53	T.Rabat	35.769
19	16	G.Ruiu	36.842
20	20	R.Tamburini	37.182
21	32	I.Vinales	37.552
22	51	E.Granado	37.799

16	77	D.Aegerter	32.702
17	53	T.Rabat	47.341
18	16	G.Ruiu	47.674
19	20	R.Tamburini	48.275

7	47	A.Bassani	20.633
8	76	L.Baz	21.727
9	22	A.Lowes	22.082
10	45	S.Redding	26.052
11	87	R.Gardner	36.865
12	97	X.Vierge	37.032
13	31	G.Gerloff	37.282
14	91	L.Haslam	37.827
15	28	B.Ray	38.943
16	53	T.Rabat	58.025
17	16	G.Ruiu	58.206
18	20	R.Tamburini	59.022

Lap 13			
1	1	A.Bautista	23'24.163
2	54	T.Razgatlioglu	0.551
3	65	J.Rea	1.738
4	55	A.Locatelli	5.567
5	21	M.Rinaldi	7.286
6	9	D.Petrucci	8.801
7	47	A.Bassani	10.956
8	76	L.Baz	11.465
9	22	A.Lowes	12.653
10	45	S.Redding	14.013
11	77	D.Aegerter	19.369
12	28	B.Ray	20.452
13	91	L.Haslam	20.955
14	97	X.Vierge	22.134
15	31	G.Gerloff	24.007
16	87	R.Gardner	24.621
17	7	I.Lecuona	27.315
18	53	T.Rabat	39.587
19	16	G.Ruiu	40.667
20	20	R.Tamburini	41.050
21	32	I.Vinales	41.428

Lap 16			
1	1	A.Bautista	28'46.058
2	54	T.Razgatlioglu	2.354
3	65	J.Rea	5.201
4	55	A.Locatelli	10.137
5	21	M.Rinaldi	11.546
6	9	D.Petrucci	13.868
7	47	A.Bassani	16.687
8	76	L.Baz	17.147
9	22	A.Lowes	18.124
10	45	S.Redding	20.286
11	91	L.Haslam	30.236
12	97	X.Vierge	30.462
13	31	G.Gerloff	30.566
14	28	B.Ray	30.924
15	87	R.Gardner	31.139
16	53	T.Rabat	50.389
17	16	G.Ruiu	50.543
18	20	R.Tamburini	51.512

Lap 17			
1	1	A.Bautista	30'33.474
2	54	T.Razgatlioglu	3.157
3	65	J.Rea	6.387
4	55	A.Locatelli	11.796
5	21	M.Rinaldi	13.030
6	9	D.Petrucci	15.636
7	47	A.Bassani	19.058
8	76	L.Baz	19.495
9	22	A.Lowes	20.105
10	45	S.Redding	21.958
11	97	X.Vierge	32.946
12	91	L.Haslam	33.168
13	31	G.Gerloff	33.387
14	87	R.Gardner	33.638
15	28	B.Ray	34.294
16	53	T.Rabat	53.679
17	16	G.Ruiu	53.917
18	20	R.Tamburini	54.708

Lap 14			
1	1	A.Bautista	25'11.347
2	54	T.Razgatlioglu	0.812
3	65	J.Rea	2.644
4	55	A.Locatelli	7.483
5	21	M.Rinaldi	8.612
6	9	D.Petrucci	10.600
7	47	A.Bassani	12.602
8	76	L.Baz	13.128
9	22	A.Lowes	14.393
10	45	S.Redding	16.121
11	77	D.Aegerter	20.958
12	28	B.Ray	23.241
13	91	L.Haslam	23.552
14	97	X.Vierge	24.425
15	31	G.Gerloff	25.728
16	87	R.Gardner	26.725
17	7	I.Lecuona	28.705
18	53	T.Rabat	43.392
19	16	G.Ruiu	44.007
20	20	R.Tamburini	44.437

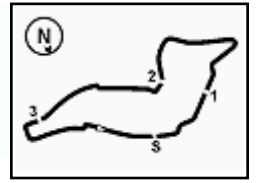
Lap 18			
1	1	A.Bautista	32'21.350
2	54	T.Razgatlioglu	3.773
3	65	J.Rea	7.397
4	55	A.Locatelli	13.133
5	21	M.Rinaldi	14.473
6	9	D.Petrucci	17.419
7	47	A.Bassani	20.506
8	76	L.Baz	21.060
9	22	A.Lowes	21.204
10	45	S.Redding	23.990
11	97	X.Vierge	35.386
12	31	G.Gerloff	35.793
13	87	R.Gardner	36.048
14	91	L.Haslam	36.202
15	28	B.Ray	36.862
16	53	T.Rabat	56.601
17	16	G.Ruiu	56.808
18	20	R.Tamburini	57.546

Lap 15			
1	1	A.Bautista	26'58.507
2	54	T.Razgatlioglu	1.533
3	65	J.Rea	4.130
4	55	A.Locatelli	9.137
5	21	M.Rinaldi	10.135
6	9	D.Petrucci	12.472
7	47	A.Bassani	14.589
8	76	L.Baz	14.944
9	22	A.Lowes	16.168
10	45	S.Redding	18.392
11	91	L.Haslam	27.045
12	28	B.Ray	27.301
13	97	X.Vierge	27.519
14	31	G.Gerloff	27.758
15	87	R.Gardner	28.663

Lap 19			
1	1	A.Bautista	34'10.316
2	54	T.Razgatlioglu	3.672
3	65	J.Rea	7.847
4	55	A.Locatelli	13.543
5	21	M.Rinaldi	15.898
6	9	D.Petrucci	18.551

15/07/2023
 These data/results cannot be reproduced, stored and/or transmitted in whole or in part by any manner of electronic, mechanical, photocopying, recording, broadcasting or otherwise now known or herein after developed without the previous express consent by the copyright owner, except for reproduction in daily press and regular printed publications on sale to the public within 60 days of the event related to those data/results and always provided that copyright symbol appears together as follows below.

© DORNA WSBK ORGANIZATION Srl 2023



Race Pace Comparison

	1 Bau	54 Raz	65 Rea	55 Loc	21 Rin	9 Pet	47 Bas	76 Baz	22 Low	45 Red	87 Gar	97 Vie	31 Ger	91 Has
1	1'49.025	1'49.151	1'49.462	1'48.452	1'50.797	1'51.155	1'48.691	1'51.326	1'51.795	1'50.048	1'52.224	1'53.508	1'53.780	1'52.502
2	1'47.951	1'47.955	1'47.910	1'48.214	1'47.915	1'48.512	1'47.683	1'48.594	1'48.545	1'48.025	1'49.066	1'49.261	1'49.617	1'48.980
3	1'48.382	1'47.877	1'48.374	1'48.152	1'48.172	1'48.080	1'49.178	1'48.189	1'48.595	1'48.213	1'48.819	1'49.543	1'49.409	1'49.151
4	1'48.342	1'48.527	1'48.215	1'48.656	1'48.167	1'48.292	1'48.779	1'48.498	1'48.307	1'48.953	1'53.261	1'49.376	1'49.352	1'49.433
5	1'48.375	1'48.166	1'48.671	1'49.332	1'48.382	1'48.215	1'48.655	1'48.499	1'48.533	1'48.740	1'49.001	1'49.301	1'49.337	1'49.020
6	1'47.666	1'47.781	1'47.554	1'48.083	1'48.744	1'48.594	1'48.849	1'48.473	1'48.486	1'49.068	1'49.143	1'49.063	1'49.114	1'49.067
7	1'48.631	1'48.727	1'48.434	1'48.353	1'48.568	1'48.335	1'48.376	1'48.763	1'48.846	1'48.848	1'49.239	1'49.247	1'49.849	1'49.396
8	1'48.316	1'47.752	1'48.274	1'48.240	1'48.334	1'48.356	1'48.619	1'49.100	1'48.842	1'49.378	1'48.874	1'49.459	1'48.752	1'49.810
9	1'47.482	1'47.656	1'47.681	1'48.305	1'48.855	1'48.622	1'49.130	1'49.537	1'49.249	1'50.252	1'49.082	1'49.271	1'49.818	1'49.737
10	1'47.528	1'47.581	1'47.891	1'48.477	1'48.633	1'48.871	1'49.617	1'48.665	1'48.876	1'49.191	1'49.311	1'49.481	1'49.258	1'49.563
11	1'47.795	1'47.990	1'47.883	1'48.569	1'48.013	1'48.377	1'48.976	1'48.297	1'48.980	1'49.025	1'49.402	1'49.843	1'49.465	1'49.336
12	1'47.605	1'48.082	1'47.702	1'48.199	1'48.406	1'48.634	1'49.513	1'48.569	1'48.436	1'49.049	1'49.428	1'49.198	1'49.512	1'49.683
13	1'47.065	1'47.469	1'47.850	1'48.698	1'48.463	1'48.921	1'49.053	1'49.118	1'49.326	1'49.386	1'51.934	1'49.746	1'50.907	1'49.440
14	1'47.184	1'47.445	1'48.090	1'49.100	1'48.510	1'48.983	1'48.830	1'48.847	1'48.924	1'49.292	1'49.288	1'49.475	1'48.905	1'49.781
15	1'47.160	1'47.881	1'48.646	1'48.814	1'48.683	1'49.032	1'49.147	1'48.976	1'48.935	1'49.431	1'49.098	1'50.254	1'49.190	1'50.653
16	1'47.551	1'48.372	1'48.622	1'48.551	1'48.962	1'48.947	1'49.649	1'49.754	1'49.507	1'49.445	1'50.027	1'50.494	1'50.359	1'50.742
17	1'47.416	1'48.219	1'48.602	1'49.075	1'48.900	1'49.184	1'49.787	1'49.764	1'49.397	1'49.088	1'49.915	1'49.900	1'50.237	1'50.348
18	1'47.876	1'48.492	1'48.886	1'49.213	1'49.319	1'49.659	1'49.324	1'49.441	1'48.975	1'49.908	1'50.286	1'50.316	1'50.282	1'50.910
19	1'48.966	1'48.865	1'49.416	1'49.376	1'50.391	1'50.098	1'49.093	1'49.633	1'49.844	1'51.028	1'49.783	1'50.612	1'50.455	1'50.591

	28 Ray	53 Rab	16 Rui	20 Tam	77 Aeg	7 Lec	32 Vin	51 Gra	52 Kan	5 Oet	34 Bal
1	1'50.578	1'54.442	1'58.994	1'55.140	1'52.070	1'53.216	1'55.911	1'56.068	1'54.983	1'54.006	1'53.275
2	1'50.023	1'50.138	1'50.248	1'50.492	1'48.937	1'49.403	1'51.089	1'51.134	1'51.721	1'49.756	1'49.857
3	1'48.585	1'50.320	1'50.563	1'50.234	1'48.776	1'50.009	1'51.194	1'51.636	1'52.203	1'49.462	
4	1'48.484	1'50.342	1'50.401	1'50.660	1'49.183	1'49.321	1'50.492	1'50.346	1'51.150	1'49.415	
5	1'48.627	1'50.781	1'49.790	1'50.529	1'49.332	1'49.384	1'50.397	1'50.117	1'51.626	1'49.457	
6	1'50.686	1'50.906	1'50.261	1'51.043	1'49.274	1'49.125	1'50.627	1'50.807	1'51.862	2'14.391	
7	1'49.954	1'51.253	1'50.368	1'50.780	1'49.661	1'49.616	1'50.744	1'50.920	1'51.880		
8	1'49.417	1'51.499	1'50.318	1'51.031	1'49.723	1'48.934	1'50.449	1'50.737	7'18.475		
9	1'50.098	1'51.206	1'50.415	1'51.251	1'49.827	1'49.330	1'51.055	1'50.806			
10	1'49.192	1'50.904	1'50.930	1'50.955	1'49.595	1'49.420	1'50.971	1'50.641			
11	1'49.528	1'50.518	1'50.597	1'50.578	1'49.195	1'49.392	1'50.614	1'50.652			
12	1'49.989	1'50.558	1'51.055	1'51.587	1'49.246	1'48.960	1'51.107	1'51.033			
13	1'49.454	1'50.883	1'50.890	1'50.933	1'48.713	1'55.368	1'50.941				
14	1'49.973	1'50.989	1'50.524	1'50.571	1'48.773	1'48.574					
15	1'51.220	1'51.109	1'50.827	1'50.998	1'58.904						
16	1'51.174	1'50.599	1'50.420	1'50.788							
17	1'50.786	1'50.706	1'50.790	1'50.612							
18	1'50.444	1'50.798	1'50.767	1'50.714							
19	1'51.047	1'50.390	1'50.364	1'50.442							

15/07/2023

These data/results cannot be reproduced, stored and/or transmitted in whole or in part by any manner of electronic, mechanical, photocopying, recording, broadcasting or otherwise now known or herein after developed without the previous express consent by the copyright owner, except for reproduction in daily press and regular printed publications on sale to the public within 60 days of the event related to those data/results and always provided that copyright symbol appears together as follows below.

© DORNA WSBK ORGANIZATION Srl 2023

Prometeon Italian Round, 14-16 July 2023

Best Sectors & Speed Race 1

RESULTS

Pos	Rank	Name	Team	Laps
1	1	A. BAUTISTA	Ducati Panigale V4R	19
2	54	T. RAZGATLIOGLU	Yamaha YZF R1	3.672
3	65	J. REA	Kawasaki ZX-10RR	7.847
4	55	A. LOCATELLI	Yamaha YZF R1	13.543
5	21	M. RINALDI	Ducati Panigale V4R	15.898
6	9	D. PETRUCCI	Ducati Panigale V4R	18.551
7	47	A. BASSANI	Ducati Panigale V4R	20.633
8	76	L. BAZ	BMW M1000 RR	21.727
9	22	A. LOWES	Kawasaki ZX-10RR	22.082
10	45	S. REDDING	BMW M1000 RR	26.052
11	87	R. GARDNER	Yamaha YZF R1	36.865
12	97	X. VIERGE	Honda CBR1000 RR-R	37.032
13	31	G. GERLOFF	BMW M1000 RR	37.282
14	91	L. HASLAM	BMW M1000 RR	37.827
15	28	B. RAY	Yamaha YZF R1	38.943
16	53	T. RABAT	Kawasaki ZX-10RR	58.025
17	16	G. RUIU	BMW M1000 RR	58.206
18	20	R. TAMBURINI	Honda CBR1000 RR-R	59.022
RET	77	D. AEGERTER	Yamaha YZF R1	4 Laps
RET	7	I. LECUONA	Honda CBR1000 RR-R	5 Laps
RET	32	I. VINALES	Kawasaki ZX-10RR	6 Laps
RET	51	E. GRANADO	Honda CBR1000 RR-R	7 Laps
RET	52	D. KONIG	Kawasaki ZX-10RR	11 Laps
RET	5	P. OETTL	Ducati Panigale V4R	13 Laps
RET	34	L. BALDASSARRI	Yamaha YZF R1	17 Laps

SPEED

Pos	Rank	Name	Team	Speed
1	1	A. BAUTISTA	Ducati Panigale V4R	286,1
2	97	X. VIERGE	Honda CBR1000 RR-R	286,1
3	21	M. RINALDI	Ducati Panigale V4R	284,5
4	45	S. REDDING	BMW M1000 RR	283,0
5	76	L. BAZ	BMW M1000 RR	283,0
6	7	I. LECUONA	Honda CBR1000 RR-R	283,0
7	31	G. GERLOFF	BMW M1000 RR	283,0
8	47	A. BASSANI	Ducati Panigale V4R	282,2
9	9	D. PETRUCCI	Ducati Panigale V4R	282,2
10	65	J. REA	Kawasaki ZX-10RR	282,2
11	54	T. RAZGATLIOGLU	Yamaha YZF R1	282,2
12	55	A. LOCATELLI	Yamaha YZF R1	281,5
13	87	R. GARDNER	Yamaha YZF R1	281,5
14	77	D. AEGERTER	Yamaha YZF R1	280,7
15	91	L. HASLAM	BMW M1000 RR	280,7
16	22	A. LOWES	Kawasaki ZX-10RR	280,0
17	20	R. TAMBURINI	Honda CBR1000 RR-R	279,3
18	51	E. GRANADO	Honda CBR1000 RR-R	277,8
19	28	B. RAY	Yamaha YZF R1	277,1
20	53	T. RABAT	Kawasaki ZX-10RR	277,1
21	16	G. RUIU	BMW M1000 RR	276,3
22	52	D. KONIG	Kawasaki ZX-10RR	274,9
23	5	P. OETTL	Ducati Panigale V4R	274,9
24	34	L. BALDASSARRI	Yamaha YZF R1	274,2
25	32	I. VINALES	Kawasaki ZX-10RR	273,5

SEG. 1

1	1	A. BAUTISTA	22.154
2	54	T. RAZGATLIOGLU	22.298
3	21	M. RINALDI	22.330
4	55	A. LOCATELLI	22.419
5	65	J. REA	22.419
6	9	D. PETRUCCI	22.424
7	47	A. BASSANI	22.439
8	45	S. REDDING	22.453
9	76	L. BAZ	22.496
10	87	R. GARDNER	22.543
11	91	L. HASLAM	22.547
12	22	A. LOWES	22.550
13	31	G. GERLOFF	22.572
14	77	D. AEGERTER	22.574
15	97	X. VIERGE	22.585
16	7	I. LECUONA	22.591
17	5	P. OETTL	22.651
18	28	B. RAY	22.692
19	16	G. RUIU	22.707
20	53	T. RABAT	22.821
21	20	R. TAMBURINI	22.899
22	51	E. GRANADO	22.944
23	32	I. VINALES	22.949
24	34	L. BALDASSARRI	23.196
25	52	D. KONIG	23.270

SEG. 2

1	1	A. BAUTISTA	33.530
2	54	T. RAZGATLIOGLU	33.658
3	55	A. LOCATELLI	33.707
4	21	M. RINALDI	33.731
5	65	J. REA	33.737
6	47	A. BASSANI	33.744
7	22	A. LOWES	33.763
8	9	D. PETRUCCI	33.775
9	45	S. REDDING	33.798
10	28	B. RAY	33.823
11	77	D. AEGERTER	33.888
12	76	L. BAZ	33.893
13	91	L. HASLAM	33.978
14	87	R. GARDNER	34.030
15	7	I. LECUONA	34.055
16	5	P. OETTL	34.112
17	31	G. GERLOFF	34.180
18	97	X. VIERGE	34.292
19	32	I. VINALES	34.356
20	53	T. RABAT	34.363
21	34	L. BALDASSARRI	34.374
22	16	G. RUIU	34.465
23	51	E. GRANADO	34.481
24	20	R. TAMBURINI	34.721
25	52	D. KONIG	34.726

SEG. 3

1	1	A. BAUTISTA	28.257
2	47	A. BASSANI	28.327
3	54	T. RAZGATLIOGLU	28.347
4	65	J. REA	28.384
5	55	A. LOCATELLI	28.399
6	28	B. RAY	28.507
7	45	S. REDDING	28.522
8	77	D. AEGERTER	28.584
9	9	D. PETRUCCI	28.588
10	76	L. BAZ	28.600
11	97	X. VIERGE	28.615
12	87	R. GARDNER	28.687
13	7	I. LECUONA	28.687
14	22	A. LOWES	28.699
15	21	M. RINALDI	28.710
16	31	G. GERLOFF	28.719
17	34	L. BALDASSARRI	28.812
18	5	P. OETTL	28.855
19	91	L. HASLAM	28.860
20	53	T. RABAT	28.904
21	20	R. TAMBURINI	28.944
22	51	E. GRANADO	29.006
23	16	G. RUIU	29.087
24	32	I. VINALES	29.110
25	52	D. KONIG	29.453

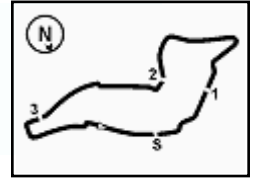
SEG. 4

1	7	I. LECUONA	22.365
2	1	A. BAUTISTA	22.789
3	54	T. RAZGATLIOGLU	22.870
4	65	J. REA	22.902
5	22	A. LOWES	22.992
6	55	A. LOCATELLI	23.030
7	47	A. BASSANI	23.031
8	21	M. RINALDI	23.036
9	76	L. BAZ	23.087
10	9	D. PETRUCCI	23.135
11	45	S. REDDING	23.169
12	28	B. RAY	23.178
13	31	G. GERLOFF	23.187
14	91	L. HASLAM	23.282
15	87	R. GARDNER	23.284
16	77	D. AEGERTER	23.330
17	97	X. VIERGE	23.342
18	5	P. OETTL	23.362
19	16	G. RUIU	23.404
20	34	L. BALDASSARRI	23.475
21	20	R. TAMBURINI	23.498
22	53	T. RABAT	23.517
23	51	E. GRANADO	23.591
24	32	I. VINALES	23.603
25	52	D. KONIG	23.631

15/07/2023

These data/results cannot be reproduced, stored and/or transmitted in whole or in part by any manner of electronic, mechanical, photocopying, recording, broadcasting or otherwise now known or herein after developed without the previous express consent by the copyright owner, except for reproduction in daily press and regular printed publications on sale to the public within 60 days of the event related to those data/results and always provided that copyright symbol appears together as follows below.

© DORNA WSBK ORGANIZATION Srl 2023



Imola Circuit 4.936 m

Prometeon Italian Round, 14-16 July 2023

Chronological Analysis Race 1

Start at 14:00'45.543

1 / 4

1° 1 A. BAUTISTA [1'47.065]							
Lap	Seg1	Seg2	Seg3	Seg4	Lap Time	km/h	Local Time
1		33.829	28.381	23.156	1'49.025	220,0	14:02'34.568
2	22.577	33.696	28.511	23.167	1'47.951	284,5	14:04'22.519
3	22.556	33.905	28.716	23.205	1'48.382	285,3	14:06'10.901
4	22.553	33.912	28.653	23.224	1'48.342	282,2	14:07'59.243
5	22.846	34.145	28.390	22.994	1'48.375	278,5	14:09'47.618
6	22.369	33.773	28.524	23.000	1'47.666	284,5	14:11'35.284
7	22.689	34.001	28.649	23.292	1'48.631	283,8	14:13'23.915
8	22.464	34.066	28.753	23.033	1'48.316	280,0	14:15'12.231
9	22.234	33.688	28.511	23.049	1'47.482	283,8	14:16'59.713
10	22.334	33.740	28.506	22.948	1'47.528	283,0	14:18'47.241
11	22.233	33.954	28.505	23.103	1'47.795	286,1	14:20'35.036
12	22.302	34.008	28.257	23.038	1'47.605	285,3	14:22'22.641
13	22.154	33.688	28.434	22.789	1'47.065	284,5	14:24'09.706
14	22.187	33.642	28.431	22.924	1'47.184	284,5	14:25'56.890
15	22.215	33.530	28.391	23.024	1'47.160	285,3	14:27'44.050
16	22.355	33.768	28.351	23.077	1'47.551	281,5	14:29'31.601
17	22.283	33.700	28.384	23.049	1'47.416	283,8	14:31'19.017
18	22.250	33.961	28.563	23.102	1'47.876	284,5	14:33'06.893
19	22.402	34.118	28.659	23.787	1'48.966	286,1	14:34'55.859

Race Time 34'10.316

18	22.576	34.221	28.771	23.318	1'48.886	280,7	14:33'14.290
19	22.617	34.218	28.874	23.707	1'49.416	280,0	14:35'03.706

Race Time 34'18.163

2° 54 T. RAZGATLIOGLU [1'47.445]							
Lap	Seg1	Seg2	Seg3	Seg4	Lap Time	km/h	Local Time
1		33.862	28.478	23.032	1'49.151	208,3	14:02'34.694
2	22.574	33.815	28.408	23.158	1'47.955	280,0	14:04'22.649
3	22.574	33.872	28.401	23.030	1'47.877	281,5	14:06'10.526
4	22.790	33.824	28.589	23.324	1'48.527	280,0	14:07'59.053
5	22.860	33.938	28.469	22.899	1'48.166	272,8	14:09'47.219
6	22.602	33.752	28.515	22.912	1'47.781	275,6	14:11'35.000
7	22.931	33.831	28.734	23.231	1'48.727	272,8	14:13'23.727
8	22.557	33.933	28.392	22.870	1'47.752	273,5	14:15'11.479
9	22.497	33.725	28.474	22.960	1'47.656	275,6	14:16'59.135
10	22.571	33.764	28.347	22.899	1'47.581	274,9	14:18'46.716
11	22.552	33.957	28.538	22.943	1'47.990	275,6	14:20'34.706
12	22.503	33.909	28.647	23.023	1'48.082	276,3	14:22'22.788
13	22.298	33.773	28.458	22.940	1'47.469	282,2	14:24'10.257
14	22.356	33.658	28.461	22.970	1'47.445	280,7	14:25'57.702
15	22.503	33.925	28.467	22.986	1'47.881	280,7	14:27'45.583
16	22.645	34.000	28.650	23.077	1'48.372	277,1	14:29'33.955
17	22.607	33.983	28.616	23.013	1'48.219	276,3	14:31'22.174
18	22.568	34.250	28.650	23.024	1'48.492	278,5	14:33'10.666
19	22.616	34.038	28.943	23.268	1'48.865	277,8	14:34'59.531

Race Time 34'13.988

4° 55 A. LOCATELLI [1'48.083]							
Lap	Seg1	Seg2	Seg3	Seg4	Lap Time	km/h	Local Time
1		33.726	28.504	23.030	1'48.452	214,3	14:02'33.995
2	22.552	33.743	28.713	23.206	1'48.214	274,9	14:04'22.209
3	22.799	33.707	28.585	23.061	1'48.152	278,5	14:06'10.361
4	22.876	33.721	28.611	23.448	1'48.656	274,9	14:07'59.017
5	23.004	33.989	28.859	23.480	1'49.332	271,4	14:09'48.349
6	22.508	33.790	28.399	23.386	1'48.083	281,5	14:11'36.432
7	22.490	33.821	28.837	23.205	1'48.353	278,5	14:13'24.785
8	22.487	33.878	28.758	23.117	1'48.240	277,8	14:15'13.025
9	22.499	33.861	28.730	23.215	1'48.305	277,8	14:17'01.330
10	22.419	34.135	28.644	23.279	1'48.477	277,8	14:18'49.807
11	22.595	33.950	28.785	23.239	1'48.569	277,1	14:20'38.376
12	22.509	33.861	28.647	23.182	1'48.199	277,1	14:22'26.575
13	22.522	33.985	28.724	23.467	1'48.698	277,8	14:24'15.273
14	22.620	34.044	28.914	23.522	1'49.100	277,8	14:26'04.373
15	22.536	33.987	28.739	23.552	1'48.814	276,3	14:27'53.187
16	22.615	33.977	28.613	23.346	1'48.551	277,8	14:29'41.738
17	22.674	34.090	28.880	23.431	1'49.075	277,1	14:31'30.813
18	22.578	34.266	28.878	23.491	1'49.213	278,5	14:33'20.026
19	22.603	34.225	28.916	23.632	1'49.376	277,8	14:35'09.402

Race Time 34'23.859

3° 65 J. REA [1'47.554]							
Lap	Seg1	Seg2	Seg3	Seg4	Lap Time	km/h	Local Time
1		34.013	28.426	22.955	1'49.462	217,3	14:02'35.005
2	22.492	33.742	28.548	23.128	1'47.910	278,5	14:04'22.915
3	22.520	34.152	28.583	23.119	1'48.374	280,0	14:06'11.289
4	22.477	33.938	28.715	23.085	1'48.215	281,5	14:07'59.504
5	22.743	34.123	28.717	23.088	1'48.671	280,0	14:09'48.175
6	22.477	33.737	28.384	22.956	1'47.554	282,2	14:11'35.729
7	22.493	34.020	28.683	23.238	1'48.434	282,2	14:13'24.163
8	22.492	34.008	28.651	23.123	1'48.274	282,2	14:15'12.437
9	22.479	33.830	28.470	22.902	1'47.681	281,5	14:17'00.118
10	22.472	33.880	28.524	23.015	1'47.891	282,2	14:18'48.009
11	22.466	33.910	28.457	23.050	1'47.883	280,7	14:20'35.892
12	22.426	33.882	28.407	22.987	1'47.702	282,2	14:22'23.594
13	22.419	33.862	28.533	23.036	1'47.850	281,5	14:24'11.444
14	22.498	33.952	28.636	23.004	1'48.090	280,7	14:25'59.534
15	22.478	33.979	28.916	23.273	1'48.646	281,5	14:27'48.180
16	22.584	34.085	28.701	23.252	1'48.622	279,3	14:29'36.802
17	22.606	34.096	28.797	23.103	1'48.602	278,5	14:31'25.404

5° 21 M. RINALDI [1'47.915]							
Lap	Seg1	Seg2	Seg3	Seg4	Lap Time	km/h	Local Time
1		34.359	28.825	23.318	1'50.797	219,6	14:02'36.340
2	22.330	33.814	28.735	23.036	1'47.915	280,0	14:04'24.255
3	22.398	33.808	28.865	23.101	1'48.172	281,5	14:06'12.427
4	22.412	33.781	28.710	23.264	1'48.167	281,5	14:08'00.594
5	22.404	33.814	28.716	23.448	1'48.382	280,7	14:09'48.976
6	22.498	34.077	28.791	23.378	1'48.744	280,0	14:11'37.720
7	22.367	34.026	28.781	23.394	1'48.568	271,4	14:13'26.288
8	22.381	34.010	28.778	23.165	1'48.334	283,0	14:15'14.622
9	22.515	34.041	28.730	23.569	1'48.855	280,7	14:17'03.477
10	22.617	33.904	28.873	23.239	1'48.633	277,8	14:18'52.110
11	22.342	33.731	28.740	23.200	1'48.013	282,2	14:20'40.123
12	22.375	33.940	28.846	23.245	1'48.406	282,2	14:22'28.529
13	22.453	33.930	28.850	23.230	1'48.463	284,5	14:24'16.992
14	22.469	33.900	28.801	23.340	1'48.510	281,5	14:26'05.502
15	22.418	34.069	28.799	23.397	1'48.683	283,8	14:27'54.185
16	22.524	34.114	28.986	23.338	1'48.962	281,5	14:29'43.147
17	22.461	34.111	28.833	23.495	1'48.900	282,2	14:31'32.047
18	22.514	34.254	29.018	23.533	1'49.319	283,0	14:33'21.366
19	22.625	34.520	29.381	23.865	1'50.391	276,3	14:35'11.757

Race Time 34'26.214

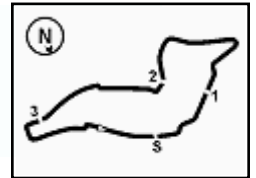
6° 9 D. PETRUCCI [1'48.080]							
Lap	Seg1	Seg2	Seg3	Seg4	Lap Time	km/h	Local Time
1		34.421	28.731	23.534	1'51.155	221,4	14:02'36.698
2	22.478	34.023	28.720	23.291	1'48.512	279,3	14:04'25.210
3	22.500	33.796	28.649	23.135	1'48.080	279,3	14:06'13.290
4	22.440	33.878	28.777	23.197	1'48.292	280,0	14:08'01.582
5	22.424	33.861	28.720	23.210	1'48.215	282,2	14:09'49.797
6	22.577	34.027	28.765	23.225	1'48.594	281,5	14:11'38.391
7	22.482	33.775	28.775	23.303	1'48.335	281,5	14:13'26.726
8	22.499	33.859	28.630	23.368	1'48.356	280,7	14:15'15.082
9	22.470	34.057	28.782	23.313	1'48.622	282,2	14:17'03.704
10	22.676	34.051	28.774	23.370	1'48.871	272,8	14:18'52.575
11	22.496	33.914	28.677	23.290	1'48.377	281,5	14:20'40.952
12	22.565	34.097	28.588	23.384	1'48.634	279,3	14:22'29.586
13	22.626	33.990	28.863	23.442	1'48.921	280,7	14:24'18.507
14	22.584	34.120	28.891	23.388	1'48.983	279,3	14:26'07.490

15/07/2023

P = Pits In/Out - C = Lap Time Cancelled

These data/results cannot be reproduced, stored and/or transmitted in whole or in part by any manner of electronic, mechanical, photocopying, recording, broadcasting or otherwise now known or herein after developed without the previous express consent by the copyright owner, except for reproduction in daily press and regular printed publications on sale to the public within 60 days of the event related to those data/results and always provided that copyright symbol appears together as follows below.

© DORNA WSBK ORGANIZATION Srl 2023



Imola Circuit 4.936 m

Prometeon Italian Round, 14-16 July 2023

Chronological Analysis Race 1

Start at 14:00'45.543

2 / 4

15	22.644	34.114	28.883	23.391	1'49.032	278,5	14:27'56.522	12	22.569	34.001	28.757	23.109	1'48.436	277,1	14:22'33.033
16	22.579	34.112	28.631	23.625	1'48.947	280,0	14:29'45.469	13	22.664	34.365	29.037	23.260	1'49.326	279,3	14:24'22.359
17	22.670	34.166	28.929	23.419	1'49.184	280,7	14:31'34.653	14	22.647	34.032	28.900	23.345	1'48.924	280,0	14:26'11.283
18	22.687	34.403	29.016	23.553	1'49.659	280,7	14:33'24.312	15	22.740	34.138	28.699	23.358	1'48.935	275,6	14:28'00.218
19	22.771	34.461	29.165	23.701	1'50.098	280,0	14:35'14.410	16	22.975	34.152	29.112	23.268	1'49.507	275,6	14:29'49.725

Race Time 34'28.867

7° 47 A. BASSANI [1'47.683]

Lap	Seg.1	Seg.2	Seg.3	Seg.4	Lap Time	km/h	Local Time
1		33.744	28.477	23.031	1'48.691	215,6	14:02'34.234
2	22.439	33.851	28.327	23.066	1'47.683	280,7	14:04'21.917
3	23.305	34.194	28.541	23.138	1'49.178	277,8	14:06'11.095
4	22.513	34.005	29.080	23.181	1'48.779	282,2	14:07'59.874
5	22.528	34.250	28.656	23.221	1'48.655	279,3	14:09'48.529
6	22.583	34.284	28.739	23.243	1'48.849	280,0	14:11'37.378
7	22.510	34.023	28.567	23.276	1'48.376	281,5	14:13'25.754
8	22.512	34.235	28.729	23.143	1'48.619	279,3	14:15'14.373
9	22.546	34.036	28.826	23.722	1'49.130	280,0	14:17'03.503
10	23.044	34.353	28.718	23.502	1'49.617	258,8	14:18'53.120
11	22.708	34.301	28.681	23.286	1'48.976	280,0	14:20'42.096
12	22.690	34.419	28.864	23.540	1'49.513	280,0	14:22'31.609
13	22.698	34.202	28.887	23.266	1'49.053	277,8	14:24'20.662
14	22.508	34.340	28.841	23.141	1'48.830	281,5	14:26'09.492
15	22.516	34.295	28.893	23.443	1'49.147	280,7	14:27'58.639
16	22.943	34.439	28.867	23.400	1'49.649	274,2	14:29'48.288
17	23.032	34.580	28.933	23.242	1'49.787	270,7	14:31'38.075
18	22.528	34.336	28.915	23.545	1'49.324	282,2	14:33'27.399
19	22.664	34.218	28.783	23.428	1'49.093	280,0	14:35'16.492

Race Time 34'30.949

8° 76 L. BAZ [1'48.189]

Lap	Seg.1	Seg.2	Seg.3	Seg.4	Lap Time	km/h	Local Time
1		34.477	28.887	23.417	1'51.326	220,0	14:02'36.869
2	22.547	33.931	29.029	23.087	1'48.594	278,5	14:04'25.463
3	22.496	33.899	28.638	23.156	1'48.189	280,7	14:06'13.652
4	22.584	33.972	28.736	23.206	1'48.498	283,0	14:08'02.150
5	22.701	34.011	28.600	23.187	1'48.499	281,5	14:09'50.649
6	22.616	33.893	28.651	23.313	1'48.473	281,5	14:11'39.122
7	22.802	33.978	28.722	23.261	1'48.763	277,1	14:13'27.885
8	22.699	34.058	28.986	23.357	1'49.100	276,3	14:15'16.985
9	22.808	34.363	28.983	23.383	1'49.537	274,9	14:17'06.522
10	22.648	33.951	28.717	23.349	1'48.665	280,0	14:18'55.187
11	22.604	33.919	28.607	23.167	1'48.297	279,3	14:20'43.484
12	22.546	34.086	28.765	23.172	1'48.569	280,7	14:22'32.053
13	22.592	34.335	28.783	23.408	1'49.118	279,3	14:24'21.171
14	22.598	34.142	28.776	23.331	1'48.847	279,3	14:26'10.018
15	22.544	34.104	28.886	23.442	1'48.976	279,3	14:27'58.994
16	22.793	34.518	28.952	23.491	1'49.754	276,3	14:29'48.748
17	22.755	34.597	28.987	23.425	1'49.764	280,0	14:31'38.512
18	22.601	34.251	28.860	23.729	1'49.441	282,2	14:33'27.953
19	22.798	34.279	28.755	23.801	1'49.633	280,0	14:35'17.586

Race Time 34'32.043

9° 22 A. LOWES [1'48.307]

Lap	Seg.1	Seg.2	Seg.3	Seg.4	Lap Time	km/h	Local Time
1		34.479	28.889	23.686	1'51.795	223,8	14:02'37.338
2	22.550	33.873	28.991	23.131	1'48.545	279,3	14:04'25.883
3	22.612	33.888	28.734	23.361	1'48.595	276,3	14:06'14.478
4	22.670	33.763	28.786	23.088	1'48.307	278,5	14:08'02.785
5	22.627	34.098	28.702	23.106	1'48.533	275,6	14:09'51.318
6	22.694	33.917	28.883	22.992	1'48.486	277,1	14:11'39.804
7	22.674	34.059	28.956	23.157	1'48.846	277,1	14:13'28.650
8	22.769	33.968	28.909	23.196	1'48.842	272,8	14:15'17.492
9	22.590	34.382	28.986	23.291	1'49.249	275,6	14:17'06.741
10	22.746	33.924	28.940	23.266	1'48.876	266,6	14:18'55.617
11	22.700	34.160	28.885	23.235	1'48.980	276,3	14:20'44.597

15/07/2023 P = Pits In/Out - C = Lap Time Cancelled

These data/results cannot be reproduced, stored and/or transmitted in whole or in part by any manner of electronic, mechanical, photocopying, recording, broadcasting or otherwise now known or herein after developed without the previous express consent by the copyright owner, except for reproduction in daily press and regular printed publications on sale to the public within 60 days of the event related to those data/results and always provided that copyright symbol appears together as follows below.

© DORNA WSBK ORGANIZATION Srl 2023

10° 45 S. REDDING [1'48.025]

Lap	Seg.1	Seg.2	Seg.3	Seg.4	Lap Time	km/h	Local Time
1		34.344	28.522	23.170	1'50.048	217,8	14:02'35.591
2	22.493	33.798	28.565	23.169	1'48.025	281,5	14:04'23.616
3	22.453	33.867	28.661	23.232	1'48.213	283,0	14:06'11.829
4	22.594	33.950	28.786	23.623	1'48.953	282,2	14:08'00.782
5	22.643	33.969	28.709	23.419	1'48.740	277,8	14:09'49.522
6	22.645	33.986	28.774	23.663	1'49.068	282,2	14:11'38.590
7	22.629	34.036	28.772	23.411	1'48.848	276,3	14:13'27.438
8	22.599	34.362	28.882	23.535	1'49.378	281,5	14:15'16.816
9	22.859	34.329	28.898	24.166	1'50.252	276,3	14:17'07.068
10	22.870	34.204	28.749	23.368	1'49.191	276,3	14:18'56.259
11	22.665	34.182	28.722	23.456	1'49.025	282,2	14:20'45.284
12	22.661	34.154	28.719	23.515	1'49.049	280,0	14:22'34.333
13	22.692	34.337	28.980	23.377	1'49.386	280,0	14:24'23.719
14	22.672	34.358	28.707	23.355	1'49.292	282,2	14:26'13.011
15	22.666	34.313	28.878	23.574	1'49.431	280,7	14:28'02.442
16	22.686	34.306	28.907	23.546	1'49.445	280,0	14:29'51.887
17	22.667	34.255	28.853	23.313	1'49.088	281,5	14:31'40.975
18	22.665	34.466	29.006	23.771	1'49.908	281,5	14:33'30.883
19	22.892	34.694	29.351	24.091	1'51.028	279,3	14:35'21.911

Race Time 34'36.368

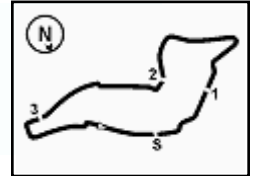
11° 87 R. GARDNER [1'48.819]

Lap	Seg.1	Seg.2	Seg.3	Seg.4	Lap Time	km/h	Local Time
1		34.397	28.962	23.555	1'52.224	225,2	14:02'37.767
2	22.657	34.049	28.737	23.623	1'49.066	270,7	14:04'26.833
3	22.714	34.030	28.777	23.298	1'48.819	275,6	14:06'15.652
4	26.229	34.875	28.751	23.406	1'53.261	281,5	14:08'08.913
5	22.811	34.112	28.687	23.391	1'49.001	277,8	14:09'57.914
6	22.659	34.217	28.961	23.306	1'49.143	279,3	14:11'47.057
7	22.631	34.164	28.850	23.594	1'49.239	279,3	14:13'36.296
8	22.703	34.055	28.746	23.370	1'48.874	279,3	14:15'25.170
9	22.615	34.210	28.837	23.420	1'49.082	277,8	14:17'14.252
10	22.562	34.336	29.009	23.404	1'49.311	281,5	14:19'03.563
11	22.609	34.454	28.903	23.436	1'49.402	281,5	14:20'52.965
12	22.846	34.426	28.872	23.284	1'49.428	260,0	14:22'42.393
13	22.543	36.768	29.064	23.559	1'51.934	280,7	14:24'34.327
14	22.706	34.361	28.837	23.384	1'49.288	277,8	14:26'23.615
15	22.646	34.237	28.783	23.432	1'49.098	280,7	14:28'12.713
16	22.626	34.375	29.249	23.777	1'50.027	277,8	14:30'02.740
17	22.738	34.560	29.048	23.569	1'49.915	274,9	14:31'52.655
18	22.939	34.414	29.270	23.663	1'50.286	278,5	14:33'42.941
19	22.764	34.561	28.771	23.687	1'49.783	279,3	14:35'32.724

Race Time 34'47.181

12° 97 X. VIERGE [1'49.063]

Lap	Seg.1	Seg.2	Seg.3	Seg.4	Lap Time	km/h	Local Time
1		34.793	29.061	23.704	1'53.508	237,3	14:02'39.051
2	22.817	34.334	28.746	23.364	1'49.261	273,5	14:04'28.312
3	22.945	34.292	28.855	23.451	1'49.543	286,1	14:06'17.855
4	22.666	34.450	28.810	23.450	1'49.376	281,5	14:08'07.231
5	22.722	34.352	28.753	23.474	1'49.301	277,1	14:09'56.532
6	22.721	34.303	28.615	23.424	1'49.063	280,0	14:11'45.595
7	22.745	34.337	28.790	23.375	1'49.247	280,7	14:13'34.842
8	22.754	34.410	28.794	23.501	1'49.459	279,3	14:15'24.301



Prometeon Italian Round, 14-16 July 2023

Chronological Analysis Race 1

Imola Circuit 4.936 m

Start at 14:00'45.543

3 / 4

Lap	Seg1	Seg2	Seg3	Seg4	Lap Time	km/h	Local Time
9	22.621	34.497	28.776	23.377	1'49.271	283,0	14:17'13.572
10	22.707	34.564	28.707	23.503	1'49.481	279,3	14:19'03.053
11	22.656	34.551	28.815	23.821	1'49.843	281,5	14:20'52.896
12	22.793	34.380	28.683	23.342	1'49.198	272,8	14:22'42.094
13	22.585	34.745	28.927	23.489	1'49.746	285,3	14:24'31.840
14	22.636	34.468	28.790	23.581	1'49.475	282,2	14:26'21.315
15	22.642	34.827	29.040	23.745	1'50.254	283,0	14:28'11.569
16	22.793	34.703	29.267	23.731	1'50.494	283,0	14:30'02.063
17	22.709	34.632	28.989	23.570	1'49.900	283,0	14:31'51.963
18	22.841	34.742	29.122	23.611	1'50.316	281,5	14:33'42.279
19	22.853	34.970	28.933	23.856	1'50.612	280,7	14:35'32.891

Race Time 34'47.348

13° 31 G. GERLOFF [1'48.752]

Lap	Seg1	Seg2	Seg3	Seg4	Lap Time	km/h	Local Time
1		35.160	29.180	23.668	1'53.780	220,0	14:02'39.323
2	22.948	34.363	28.853	23.453	1'49.617	267,3	14:04'28.940
3	22.829	34.363	28.778	23.439	1'49.409	270,0	14:06'18.349
4	22.840	34.294	28.809	23.409	1'49.352	274,9	14:08'07.701
5	22.681	34.322	29.009	23.325	1'49.337	277,8	14:09'57.038
6	22.737	34.245	28.854	23.278	1'49.114	275,6	14:11'46.152
7	22.978	34.282	29.160	23.429	1'49.849	276,3	14:13'36.001
8	22.622	34.180	28.763	23.187	1'48.752	280,7	14:15'24.753
9	22.686	34.315	29.367	23.450	1'49.818	280,0	14:17'14.571
10	22.611	34.433	28.832	23.382	1'49.258	279,3	14:19'03.829
11	22.697	34.353	29.023	23.392	1'49.465	272,1	14:20'53.294
12	22.796	34.405	28.925	23.386	1'49.512	263,9	14:22'42.806
13	22.678	35.915	28.990	23.324	1'50.907	274,9	14:24'33.713
14	22.603	34.299	28.719	23.284	1'48.905	280,0	14:26'22.618
15	22.572	34.231	28.957	23.430	1'49.190	283,0	14:28'11.808
16	22.872	34.859	29.017	23.611	1'50.359	272,1	14:30'02.167
17	22.889	34.707	29.185	23.456	1'50.237	269,3	14:31'52.404
18	22.796	34.648	29.275	23.563	1'50.282	267,9	14:33'42.686
19	22.750	35.042	28.996	23.667	1'50.455	280,7	14:35'33.141

Race Time 34'47.598

14° 91 L. HASLAM [1'48.980]

Lap	Seg1	Seg2	Seg3	Seg4	Lap Time	km/h	Local Time
1		34.632	29.070	23.407	1'52.502	227,6	14:02'38.045
2	22.763	33.978	28.860	23.379	1'48.980	265,3	14:04'27.025
3	22.758	34.134	28.909	23.350	1'49.151	257,5	14:06'16.176
4	22.753	34.329	28.897	23.454	1'49.433	272,8	14:08'05.609
5	22.731	34.039	28.968	23.282	1'49.020	275,6	14:09'54.629
6	22.547	33.992	28.965	23.563	1'49.067	277,8	14:11'43.696
7	22.703	34.177	29.046	23.470	1'49.396	275,6	14:13'33.092
8	22.811	34.273	29.233	23.493	1'49.810	270,7	14:15'22.902
9	22.650	34.324	29.297	23.466	1'49.737	280,7	14:17'12.639
10	22.721	34.421	28.982	23.439	1'49.563	277,1	14:19'02.202
11	22.745	34.267	29.035	23.289	1'49.336	277,1	14:20'51.538
12	22.728	34.529	29.114	23.312	1'49.683	278,5	14:22'41.221
13	22.813	34.205	29.024	23.398	1'49.440	270,7	14:24'30.661
14	22.675	34.280	29.184	23.642	1'49.781	275,6	14:26'20.442
15	23.003	34.734	29.194	23.722	1'50.653	271,4	14:28'11.095
16	22.983	34.571	29.481	23.707	1'50.742	276,3	14:30'01.837
17	23.106	34.604	29.200	23.438	1'50.348	277,8	14:31'52.185
18	22.795	34.680	29.314	24.121	1'50.910	263,3	14:33'43.095
19	22.839	34.625	29.349	23.778	1'50.591	259,4	14:35'33.686

Race Time 34'48.143

15° 28 B. RAY [1'48.484]

Lap	Seg1	Seg2	Seg3	Seg4	Lap Time	km/h	Local Time
1		34.233	28.598	23.480	1'50.578	217,3	14:02'36.121
2	22.979	33.916	29.629	23.499	1'50.023	270,7	14:04'26.144
3	22.761	34.081	28.507	23.236	1'48.585	275,6	14:06'14.729
4	22.697	33.823	28.786	23.178	1'48.484	274,9	14:08'03.213
5	22.733	33.935	28.702	23.257	1'48.627	277,1	14:09'51.840

Race Time 34'48.143

Lap	Seg1	Seg2	Seg3	Seg4	Lap Time	km/h	Local Time
6	22.692	35.630	29.070	23.294	1'50.686	274,2	14:11'42.526
7	22.986	34.354	29.136	23.478	1'49.954	271,4	14:13'32.480
8	23.003	34.119	28.938	23.357	1'49.417	272,1	14:15'21.897
9	23.165	34.470	28.936	23.527	1'50.098	272,1	14:17'11.995
10	22.948	34.234	28.733	23.277	1'49.192	274,9	14:19'01.187
11	22.773	34.516	28.946	23.293	1'49.528	275,6	14:20'50.715
12	23.058	34.762	28.855	23.314	1'49.989	275,6	14:22'40.704
13	22.907	34.325	28.809	23.413	1'49.454	277,1	14:24'30.158
14	22.856	34.496	28.950	23.671	1'49.973	275,6	14:26'20.131
15	23.156	35.136	29.156	23.772	1'51.220	265,3	14:28'11.351
16	23.241	34.802	29.416	23.715	1'51.174	269,3	14:30'02.525
17	22.980	35.087	29.042	23.677	1'50.786	275,6	14:31'53.311
18	23.015	34.735	29.123	23.571	1'50.444	269,3	14:33'43.755
19	22.978	34.884	29.382	23.803	1'51.047	274,2	14:35'34.802

Race Time 34'49.259

16° 53 T. RABAT [1'50.138]

Lap	Seg1	Seg2	Seg3	Seg4	Lap Time	km/h	Local Time
1		35.304	29.196	23.715	1'54.442	210,8	14:02'39.985
2	23.169	34.479	28.904	23.586	1'50.138	264,6	14:04'30.123
3	23.134	34.517	28.986	23.683	1'50.320	260,7	14:06'20.443
4	23.038	34.363	29.091	23.850	1'50.342	274,2	14:08'10.785
5	23.080	34.754	29.105	23.842	1'50.781	270,0	14:10'01.566
6	22.944	34.659	29.385	23.918	1'50.906	276,3	14:11'52.472
7	23.197	34.804	29.424	23.828	1'51.253	260,7	14:13'43.725
8	23.141	34.800	29.237	24.321	1'51.499	270,7	14:15'35.224
9	23.085	34.927	29.393	23.801	1'51.206	269,3	14:17'26.430
10	23.056	34.813	29.232	23.803	1'50.904	268,6	14:19'17.334
11	22.902	34.717	29.252	23.647	1'50.518	276,3	14:21'07.852
12	23.136	34.744	29.078	23.600	1'50.558	276,3	14:22'58.410
13	23.078	34.769	29.283	23.753	1'50.883	271,4	14:24'49.293
14	23.118	34.956	29.128	23.787	1'50.989	265,3	14:26'40.282
15	23.108	35.064	29.228	23.709	1'51.109	272,1	14:28'31.391
16	22.821	34.624	29.264	23.890	1'50.599	277,1	14:30'21.990
17	22.921	35.041	29.227	23.517	1'50.706	275,6	14:32'12.696
18	22.971	34.680	29.348	23.799	1'50.798	273,5	14:34'03.494
19	22.868	34.667	29.178	23.677	1'50.390	275,6	14:35'53.884

Race Time 35'08.341

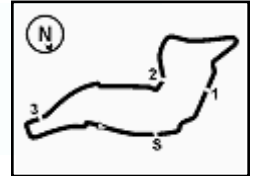
17° 16 G. RUIU [1'49.790]

Lap	Seg1	Seg2	Seg3	Seg4	Lap Time	km/h	Local Time
1		34.848	29.194	24.006	1'58.994	202,8	14:02'44.537
2	22.975	34.604	29.203	23.466	1'50.248	272,8	14:04'34.785
3	22.900	34.528	29.549	23.586	1'50.563	274,2	14:06'25.348
4	22.923	34.556	29.292	23.630	1'50.401	274,9	14:08'15.749
5	22.795	34.465	29.087	23.443	1'49.790	276,3	14:10'05.539
6	22.707	34.618	29.316	23.620	1'50.261	274,2	14:11'55.800
7	22.707	34.705	29.413	23.543	1'50.368	274,2	14:13'46.168
8	22.930	34.600	29.265	23.523	1'50.318	273,5	14:15'36.486
9	22.840	34.702	29.251	23.622	1'50.415	274,9	14:17'26.901
10	23.099	35.095	29.188	23.548	1'50.930	265,9	14:19'17.831
11	22.945	34.858	29.338	23.456	1'50.597	268,6	14:21'08.428
12	22.881	35.133	29.541	23.500	1'51.055	267,9	14:22'59.483
13	23.021	35.002	29.413	23.454	1'50.890	274,9	14:24'50.373
14	22.878	34.737	29.279	23.630	1'50.524	275,6	14:26'40.897
15	22.941	34.891	29.418	23.577	1'50.827	275,6	14:28'31.724
16	22.895	34.649	29.257	23.619	1'50.420	272,1	14:30'22.144
17	22.931	35.034	29.312	23.513	1'50.790	268,6	14:32'12.934
18	22.917	34.721	29.405	23.724	1'50.767	275,6	14:34'03.701
19	22.941	34.684	29.335	23.404	1'50.364	273,5	14:35'54.065

Race Time 35'08.522

18° 20 R. TAMBURINI [1'50.234]

Lap	Seg1	Seg2	Seg3	Seg4	Lap Time	km/h	Local Time
1		35.419	29.551	23.588	1		



Imola Circuit 4.936 m

Prometeon Italian Round, 14-16 July 2023

Chronological Analysis Race 1

Start at 14:00'45.543

4 / 4

3	23.010	34.721	29.005	23.498	1'50.234	270,7	14:06'21.409	9	23.330	34.631	29.491	23.603	1'51.055	250,2	14:17'27.501
4	23.071	34.886	29.085	23.618	1'50.660	274,2	14:08'12.069	10	23.085	34.681	29.451	23.754	1'50.971	267,3	14:19'18.472
5	23.049	34.862	29.071	23.547	1'50.529	275,6	14:10'02.598	11	23.037	34.527	29.339	23.711	1'50.614	267,3	14:21'09.086
6	23.075	34.891	29.407	23.670	1'51.043	275,6	14:11'53.641	12	23.013	34.635	29.710	23.749	1'51.107	272,8	14:23'00.193
7	22.951	34.883	29.327	23.619	1'50.780	275,6	14:13'44.421	13	23.023	34.713	29.433	23.772	1'50.941	272,1	14:24'51.134
8	23.076	34.894	29.220	23.841	1'51.031	273,5	14:15'35.452								
9	23.198	35.103	29.144	23.806	1'51.251	266,6	14:17'26.703								

Race Time 24'05.591

RET 51 E. GRANADO (1'50.117)															
Lap	Seg1	Seg2	Seg3	Seg4	Lap Time	km/h	Local Time								
1															
2	23.312	34.631	29.375	23.816	1'51.134	256,3	14:04'32.745								
3	23.155	35.001	29.570	23.910	1'51.636	269,3	14:06'24.381								
4	23.049	34.546	29.151	23.600	1'50.346	274,2	14:08'14.727								
5	22.944	34.515	29.067	23.591	1'50.117	277,8	14:10'04.844								
6	22.947	34.650	29.286	23.924	1'50.807	267,9	14:11'55.651								
7	23.214	34.594	29.409	23.703	1'50.920	263,3	14:13'46.571								
8	23.061	34.807	29.006	23.863	1'50.737	267,9	14:15'37.308								
9	23.078	34.532	29.352	23.844	1'50.806	270,7	14:17'28.114								
10	23.043	34.481	29.348	23.769	1'50.641	272,1	14:19'18.755								
11	23.090	34.567	29.348	23.647	1'50.652	270,7	14:21'09.407								
12	23.118	34.626	29.512	23.777	1'51.033	274,2	14:23'00.440								

Race Time 22'14.897

RET 77 D. AEGERTER (1'48.713)															
Lap	Seg1	Seg2	Seg3	Seg4	Lap Time	km/h	Local Time								
1		34.361	28.992	23.687	1'52.070	225,7	14:02'37.613								
2	22.574	33.888	28.776	23.699	1'48.937	277,1	14:04'26.550								
3	22.657	33.921	28.746	23.452	1'48.776	276,3	14:06'15.326								
4	22.760	34.236	28.716	23.471	1'49.183	276,3	14:08'04.509								
5	22.660	34.366	28.919	23.387	1'49.332	276,3	14:09'53.841								
6	22.799	34.001	28.874	23.600	1'49.274	277,1	14:11'43.115								
7	22.823	34.111	29.166	23.561	1'49.661	268,6	14:13'32.776								
8	22.877	34.333	28.928	23.585	1'49.723	274,9	14:15'22.499								
9	22.764	34.450	29.037	23.576	1'49.827	278,5	14:17'12.326								
10	22.813	34.419	28.856	23.507	1'49.595	277,1	14:19'01.921								
11	22.772	34.112	28.874	23.437	1'49.195	277,1	14:20'51.116								
12	22.776	34.395	28.637	23.438	1'49.246	277,1	14:22'40.362								
13	22.830	33.969	28.584	23.330	1'48.713	279,3	14:24'29.075								
14	22.657	34.028	28.697	23.391	1'48.773	280,7	14:26'17.848								
15	24.645	36.520	32.324	25.415	1'58.904	231,1	14:28'16.752								

Race Time 27'31.209

RET 71. LECUONA (1'48.574)															
Lap	Seg1	Seg2	Seg3	Seg4	Lap Time	km/h	Local Time								
1		35.177	29.064	23.818	1'53.216	230,1	14:02'38.759								
2	22.937	34.235	28.692	23.539	1'49.403	274,9	14:04'28.162								
3	23.329	34.288	28.854	23.538	1'50.009	280,0	14:06'18.171								
4	22.639	34.327	28.857	23.498	1'49.321	282,2	14:08'07.492								
5	22.630	34.400	28.822	23.532	1'49.384	283,0	14:09'56.876								
6	22.609	34.291	28.687	23.538	1'49.125	280,7	14:11'46.001								
7	22.591	34.271	29.334	23.420	1'49.616	279,3	14:13'35.617								
8	22.611	34.094	28.843	23.386	1'48.934	279,3	14:15'24.551								
9	22.614	34.394	28.898	23.424	1'49.330	280,7	14:17'13.881								
10	22.620	34.542	28.787	23.471	1'49.420	283,0	14:19'03.301								
11	22.610	34.520	28.827	23.435	1'49.392	283,0	14:20'52.693								
12	22.717	34.055	28.811	23.377	1'48.960	280,7	14:22'41.653								
13	22.670	34.386	34.786	23.526	1'55.368	283,0	14:24'37.021								
14	22.818	34.348	29.043	22.365	1'48.574	278,5	14:26'25.595								

Race Time 25'40.052

RET 32 I. VINALES (1'50.397)															
Lap	Seg1	Seg2	Seg3	Seg4	Lap Time	km/h	Local Time								
1		35.471	29.698	23.998	1'55.911	221,4	14:02'41.454								
2	23.228	34.438	29.581	23.842	1'51.089	262,6	14:04'32.543								
3	23.164	34.984	29.352	23.694	1'51.194	263,9	14:06'23.737								
4	23.124	34.356	29.267	23.745	1'50.492	270,7	14:08'14.229								
5	23.005	34.573	29.110	23.709	1'50.397	272,8	14:10'04.626								
6	23.007	34.602	29.279	23.739	1'50.627	273,5	14:11'55.253								
7	23.025	34.706	29.350	23.663	1'50.744	273,5	14:13'45.997								
8	23.006	34.499	29.181	23.763	1'50.449	272,1	14:15'36.446								

15/07/2023 P = Pits In/Out - C = Lap Time Cancelled

These data/results cannot be reproduced, stored and/or transmitted in whole or in part by any manner of electronic, mechanical, photocopying, recording, broadcasting or otherwise now known or herein after developed without the previous express consent by the copyright owner, except for reproduction in daily press and regular printed publications on sale to the public within 60 days of the event related to those data/results and always provided that copyright symbol appears together as follows below.

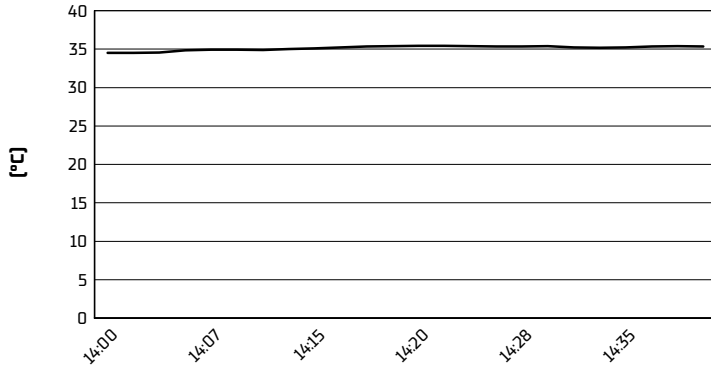
© DORNA WSBK ORGANIZATION Srl 2023

Prometeon Italian Round, 14-16 July 2023

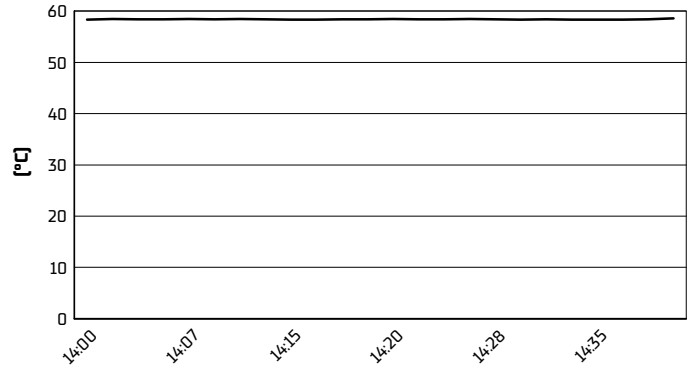
Weather Report Race 1

Session started 14:01 - Session ended 14:40

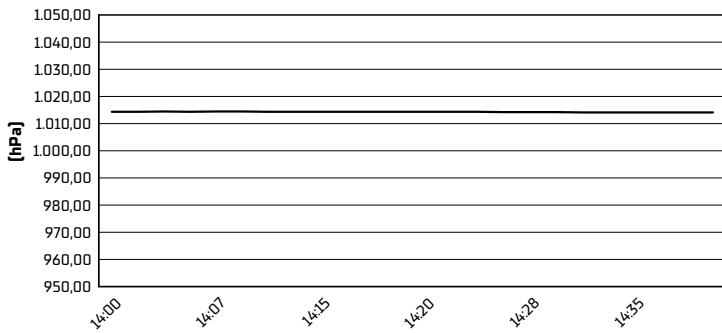
Air Temperature



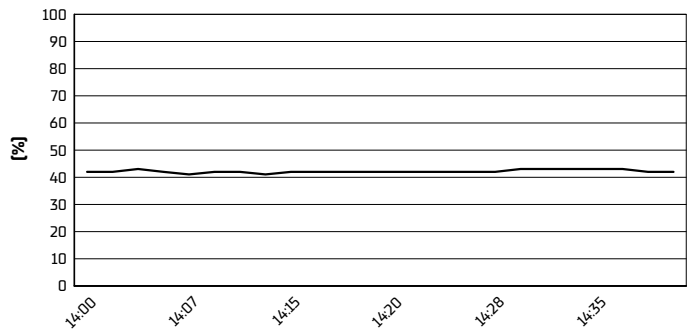
Track Temperature



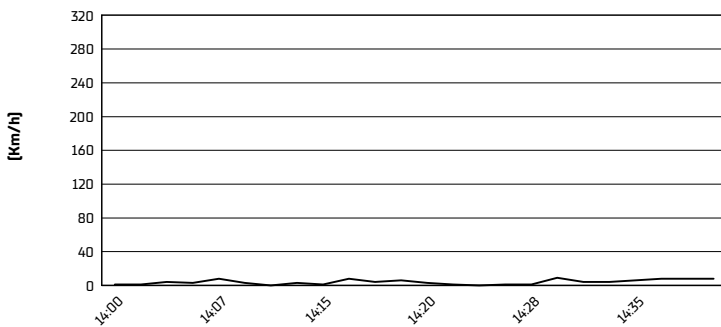
Air Pressure



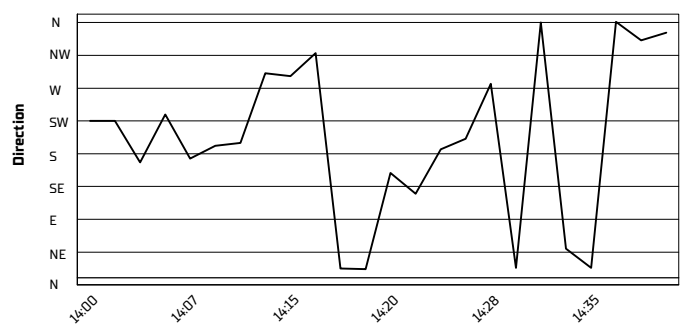
Humidity



Wind Speed



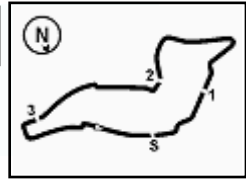
Wind Direction



15/07/2023

These data/results cannot be reproduced, stored and/or transmitted in whole or in part by any manner of electronic, mechanical, photocopying, recording, broadcasting or otherwise now known or herein after developed without the previous express consent by the copyright owner, except for reproduction in daily press and regular printed publications on sale to the public within 60 days of the event related to those data/results and always provided that copyright symbol appears together as follows below.

© DORNA WSBK ORGANIZATION Srl 2023



Imola Circuit 4.936 m

Prometeon Italian Round, 14-16 July 2023

Manufacturers Standings

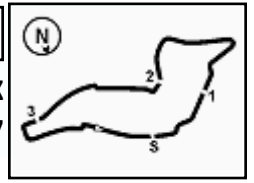
	Points	Points From First	Points From Previous	February 26 PHILLIP ISLAND		March 5 MANDALIKA		April 23 ASSEN		May 7 BARCELONA		June 4 MISANO		July 2 DONINGTON PARK		July 16 IMOLA		July 30 MOST		September 10 MAGNY-COURS		September 24 ARAGON		October 1 PORTIMAO		October 15 VILLICUM			
				1	2	1	2	1	2	1	2	1	2	1	2	1	2	1	2	1	2	1	2	1	2	1	2	1	2
1 DUCATI	387			25	25	25	25	25	25	25	25	25	25	25	25														
2 YAMAHA	300	87		16	16	20	20	16	20	20	20	16	20	20	20														
3 KAWASAKI	200	187	100	20	8	7	3	20	7	16	13	11	13	16	11	16													
4 HONDA	117	270	83	10	10	9	16	5	2	10	10	8	11	5	2	4													
5 BMW	108	279	9	7	4	10	6	6	9	7	6	5	8	8	13	8													

15/07/2023 First Line: Race 1 & 2 - Second Line: Tissot Superpole Race

These data/results cannot be reproduced, stored and/or transmitted in whole or in part by any manner of electronic, mechanical, photocopying, recording, broadcasting or otherwise now known or herein after developed without the previous express consent by the copyright owner, except for reproduction in daily press and regular printed publications on sale to the public within 60 days of the event related to those data/results and always provided that copyright symbol appears together as follows below.

© DORNA WSBK ORGANIZATION Srl 2023





Imola Circuit 4.936 m

Prometeon Italian Round, 14-16 July 2023

Best Laps & Speeds

No.	Rider Bike	Nat	Best Lap		FP1		FP2		FP3		SP		RC1	
			LL	SPD	LL	SPD	LL	SPD	LL	SPD	LL	SPD	LL	SPD
1	54 T. RAZGATLIOGLU Yamaha YZF R1	TUR	1'45.959 79 283,7		1'47.661 18 279,2	1'47.916 23 282,2	1'47.093 12 280,7	1'45.959 7 283,7	1'47.445 19 282,2					
2	55 A. LOCATELLI Yamaha YZF R1	ITA	1'46.017 82 281,4		1'48.209 20 280,0	1'47.592 23 280,7	1'46.887 13 280,7	1'46.017 7 281,4	1'48.083 19 281,4					
3	47 A. BASSANI Ducati Panigale V4R	ITA	1'46.062 65 284,5		1'47.942 15 283,0	1'47.548 16 284,5	1'47.234 11 281,4	1'46.062 4 282,2	1'47.683 19 282,2					
4	1 A. BAUTISTA Ducati Panigale V4R	ESP	1'46.145 82 287,6		1'47.691 18 286,0	1'47.737 22 286,8	1'46.462 16 287,6	1'46.145 7 287,6	1'47.065 19 286,0					
5	21 M. RINALDI Ducati Panigale V4R	ITA	1'46.389 67 284,5		1'47.845 14 280,7	1'47.128 18 280,7	1'46.389 9 283,0	1'46.636 7 284,5	1'47.915 19 284,5					
6	45 S. REDDING BMW M1000 RR	GBR	1'46.497 76 285,2		1'48.732 17 279,2	1'47.802 21 284,5	1'46.701 14 285,2	1'46.497 5 285,2	1'48.025 19 283,0					
7	28 B. RAY Yamaha YZF R1	GBR	1'46.595 76 280,7		1'49.144 18 274,9	1'47.982 19 277,0	1'47.498 13 277,0	1'46.595 7 280,7	1'48.484 19 277,0					
8	65 J. REA Kawasaki ZX-10RR	GBR	1'46.635 73 282,2		1'47.664 17 280,7	1'47.830 18 282,2	1'47.267 13 280,7	1'46.635 6 280,0	1'47.554 19 282,2					
9	76 L. BAZ BMW M1000 RR	FRA	1'46.646 74 284,5		1'48.917 20 280,0	1'48.440 13 280,7	1'47.722 16 283,0	1'46.646 6 284,5	1'48.189 19 283,0					
10	9 D. PETRUCCI Ducati Panigale V4R	ITA	1'46.862 62 283,0		1'48.087 16 281,4	1'47.693 19 283,0	1'47.919 2 283,0	1'46.862 6 283,0	1'48.080 19 282,2					
11	22 A. LOWES Kawasaki ZX-10RR	GBR	1'46.945 81 283,0		1'48.334 18 279,2	1'47.279 22 283,0	1'47.493 15 280,0	1'46.945 7 282,2	1'48.307 19 280,0					
12	77 D. AEGERTER Yamaha YZF R1	SUI	1'46.973 76 283,0		1'49.584 19 278,5	1'48.985 21 281,4	1'47.817 14 282,2	1'46.973 7 283,0	1'48.713 15 280,7					
13	31 G. GERLOFF BMW M1000 RR	USA	1'47.003 68 285,2		1'48.694 17 282,2	1'47.454 11 284,5	1'47.003 14 285,2	1'47.241 7 284,5	1'48.752 19 283,0					
14	87 R. GARDNER Yamaha YZF R1	AUS	1'47.128 76 281,4		1'49.488 17 277,8	1'48.694 20 280,0	1'47.128 13 280,7	1'47.296 7 278,5	1'48.819 19 281,4					
15	97 X. VIERGE Honda CBR1000 RR-R	ESP	1'47.163 77 288,3		1'49.266 19 280,7	1'48.749 22 283,7	1'47.533 13 288,3	1'47.163 4 285,2	1'49.063 19 286,0					
16	91 L. HASLAM BMW M1000 RR	GBR	1'47.220 70 281,4		1'49.186 16 278,5	1'48.799 17 280,7	1'47.552 12 281,4	1'47.220 6 281,4	1'48.980 19 280,7					
17	7 I. LECUONA Honda CBR1000 RR-R	ESP	1'47.360 68 286,8		1'49.286 18 279,2	1'48.907 17 283,7	1'47.547 14 283,7	1'47.360 5 286,8	1'48.574 14 283,0					
18	5 P. OETTL Ducati Panigale V4R	GER	1'47.681 59 280,7		1'49.672 15 278,5	1'48.686 21 280,7	1'48.033 14 280,0	1'47.681 3 280,7	1'49.415 6 274,9					
19	34 L. BALDASSARRI Yamaha YZF R1	ITA	1'47.767 58 277,8		1'50.153 19 272,0	1'48.961 18 276,3	1'48.400 13 276,3	1'47.767 6 277,8	1'49.857 2 274,2					
20	16 G. RUIU BMW M1000 RR	ITA	1'48.111 54 285,2		1'49.591 13 277,8	1'49.081 7 285,2	1'49.769 9 282,2	1'48.111 6 279,2	1'49.790 19 276,3					
21	53 T. RABAT Kawasaki ZX-10RR	ESP	1'48.516 75 278,5		1'53.004 14 263,9	1'50.747 22 277,8	1'49.365 14 277,8	1'48.516 6 278,5	1'50.138 19 277,0					
22	20 R. TAMBURINI Honda CBR1000 RR-R	ITA	1'48.718 73 282,2		1'51.120 18 280,7	1'49.777 18 282,2	1'49.566 12 279,2	1'48.718 6 282,2	1'50.234 19 279,2					
23	51 E. GRANADO Honda CBR1000 RR-R	BRA	1'48.803 63 280,0		1'51.505 15 276,3	1'50.622 19 276,3	1'49.415 11 279,2	1'48.803 6 280,0	1'50.117 12 277,8					
24	32 I. VINALES Kawasaki ZX-10RR	ESP	1'49.410 64 277,0		1'51.116 18 272,7	1'50.437 18 277,0	1'49.745 11 272,7	1'49.410 4 272,0	1'50.397 13 273,4					
25	52 D. KONIG Kawasaki ZX-10RR	CZE	1'49.855 59 277,8		1'51.498 14 274,2	1'50.819 19 277,8	1'50.285 12 276,3	1'49.855 6 274,2	1'51.150 8 274,9					

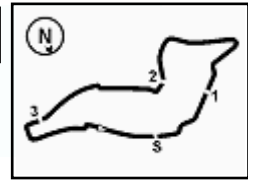
15/07/2023

These data/results cannot be reproduced, stored and/or transmitted in whole or in part by any manner of electronic, mechanical, photocopying, recording, broadcasting or otherwise now known or herein after developed without the previous express consent by the copyright owner, except for reproduction in daily press and regular printed publications on sale to the public within 60 days of the event related to those data/results and always provided that copyright symbol appears together as follows below.

© DORNA WSBK ORGANIZATION Srl 2023

FICR PERUGIA TIMING





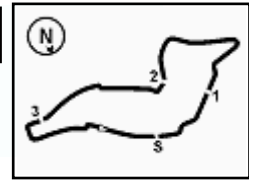
Imola Circuit 4.936 m

Prometeon Italian Round, 14-16 July 2023
Pirelli Best Lap Award

	Points	Points From First	Points From Previous	February 26 PHILLIP ISLAND	March 5 MANDALIKA	April 23 ASSEN	May 7 BARCELONA	June 4 MISANO	July 2 DONINGTON PARK	July 16 IMOLA	July 30 MOST	September 10 MAGNY-COURS	September 24 ARAGON	October 1 PORTIMAO	October 15 VILLICUM			
1 BAUTISTA Alvaro [ESP]	12			1	1	1	1	1	1	1								
2 REA Jonathan [GBR]	1	11		1														

15/07/2023
These data/results cannot be reproduced, stored and/or transmitted in whole or in part by any manner of electronic, mechanical, photocopying, recording, broadcasting or otherwise now known or herein after developed without the previous express consent by the copyright owner, except for reproduction in daily press and regular printed publications on sale to the public within 60 days of the event related to those data/results and always provided that copyright symbol appears together as follows below.
© DORNA WSBK ORGANIZATION Srl 2023





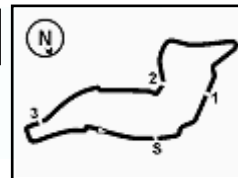
Prometeon Italian Round, 14-16 July 2023

Overtakes Standings Race 1

	Points	Points From First	Points From Previous	February 26 PHILIP ISLAND	March 5 MANDALIKA	April 23 ASSEN	May 7 BARCELONA	June 4 MISANO	July 2 DONINGTON PARK	July 16 IMOLA	July 30 MOST	September 10 MAGNY-COURS	September 24 ARAGON	October 1 PORTIMAO	October 15 VILLICUM				
1 GERLOFF Garrett (USA)	87			9 10	8 6	8 10	12 4	4 5	1 3	7									
2 VIERGE Xavi (ESP)	78	9		11 9	9 1	6 2	3 5	6 3	6 7	10									
3 GARDNER Remy (AUS)	75	12	3	3 5	6 6	9	9 4	3 4	8 7	11									
4 LECUONA Iker (ESP)	74	13	1	9 8	7 2	8 4	11 4	2	5 8	6									
5 BASSANI Axel (ITA)	73	14	1	9 11	5 3	7 3	5 5	2 4	8 9	2									
6 SYHRIN Hafizh (MAS)	71	16	2	8 8	4 1	8 10	7 1	2 6	9 7										
7 BALDASSARRI Lorenzo (ITA)	67	20	4	7 2	8 1	6 9	5 2	5 3	13 3	3									
8 DETTL Philipp (GER)	65	22	2	4 10	6	6 6	6 4	3 7	3 8	2									
9 REDDING Scott (GBR)	63	24	2	13 9	3 7	1 2	2 2	2 8	5 9										
10 LOWES Alex (GBR)	60	27	3	5 13	6 1	2 10	3 6	5 1	3 3	2									
11 PETRUCCI Danilo (ITA)	58	29	2	8 8	5 2	5 4	7 6	4	1 4	4									
12 BAZ Loris (FRA)	55	32	3	5 8	4	3 4	9 5	6 8	1	2									
13 KONIG Oliver (CZE)	55	32	0	5 8	3	7 9			9 9	5									
14 REA Jonathan (GBR)	53	34	2	3 13	8 2	2	3 7	2 3	2 3	5									
15 VINALES Isaac (ESP)	51	36	2			6 7	4 2	3 6	11 8	4									
16 AEGERTER Dominique (SUI)	49	38	2	1 12	11 2	7 2	2 3	1 4	3	1									
17 RINALDI Michael Ruben (ITA)	47	40	2	4	1 11	7	1 7	1 2	10	3									
18 GRANADO Eric (BRA)	47	40	0	7 7		7 7			8 8	3									
19 SYKES Tom (GBR)	41	46	6	4 1	4	2 9	6 2	2 7	4										
20 RAY Bradley (GBR)	38	49	3			4 5	6 8	4 4	7										
21 RAZGATLIOGLU Toprak (TUR)	33	54	5	1 4	1 2	2	4 4	2	4 3	6									
22 LOCATELLI Andrea (ITA)	33	54	0	6 2	2 2	3 3	6	2 2	3	2									
23 BAUTISTA Alvaro (ESP)	32	55	1	2	2 3	4 1	1	2	3 4	10									
24 VAN DER MARK Michael (NED)	27	60	5	4 5	10	5 3													

15/07/2023
This data/results cannot be reproduced, stored and/or transmitted in whole or in part by any manner of electronic, mechanical, photocopying, recording, broadcasting or otherwise now known or herein after developed without the previous express consent by the copyright owner, except for reproduction in daily press and regular printed publications on sale to the public within 60 days of the event related to those data/results and always provided that copyright symbol appears together as follows below.
© DORNA WSBK ORGANIZATION Srl 2023





Imola Circuit 4.936 m

2 / 2

	Points	Points From First	Points From Previous	February 26 PHILIP ISLAND	March 5 MANDALIKA	April 23 ASSEN	May 7 BARCELONA	June 4 MISANO	July 2 DONINGTON PARK	July 16 IMOLA	July 30 MOST	September 10 MAGNY-COURS	September 24 ARAGON	October 1 PORTIMAO	October 15 VILLICUM			
25 RABAT Tito (ESP)	26	61	1					3 3	10 5	5								
26 RUIU Gabriele (ITA)	23	64	3			8 7				8								
27 LOPES Ivo Miguel (POR)	10	77	13				5 5											
28 MIZUNO Ryo (JPN)	5	82	5					4 1										
29 HASLAM Leon (GBR)	5	82	0							5								
30 TAMBURINI Roberto (ITA)	5	82	0							5								
31 VITALI Luca (ITA)	2	85	3					2										

15/07/2023

These data/results cannot be reproduced, stored and/or transmitted in whole or in part by any manner of electronic, mechanical, photocopying, recording, broadcasting or otherwise now known or herein after developed without the previous express consent by the copyright owner, except for reproduction in daily press and regular printed publications on sale to the public within 60 days of the event related to those data/results and always provided that copyright symbol appears together as follows below.

© DORNA WSBK ORGANIZATION Srl 2023

FICR PERUGIA TIMING

