

Imola Circuit 4.936 m

Prometeon Italian Round, 14-16 July 2023

Results Race 2

Laps 15 = 74,040 Km - Time of Race 27'00.997 - Avg. 164,432 km/h

1 / 2

Pos	Grid	No. Rider	Nat	Team	Bike	Class	LL	Gap	Rel.	Fastest Lap	Speed	Qualifying	Speed
1	1	54 T. RAZGATLIOGLU	TUR	Pata Yamaha Prometeon WorldSBK	Yamaha YZF R1		15			1'47.520	283,0	1'45.959	283,8
2	6	47 A. BASSANI	ITA	Motocorsa Racing	Ducati Panigale V4R	IND	15	1.966	1.966	1'47.491	281,5	1'46.062	282,2
3	4	65 J. REA	GBR	Kawasaki Racing Team WorldSBK	Kawasaki ZX-10RR		15	2.458	0.492	1'47.562	284,5	1'46.635	280,0
4	3	55 A. LOCATELLI	ITA	Pata Yamaha Prometeon WorldSBK	Yamaha YZF R1		15	6.111	3.653	1'47.903	280,0	1'46.017	281,5
5	5	21 M. RINALDI	ITA	Aruba.it Racing - Ducati	Ducati Panigale V4R		15	11.154	5.043	1'48.057	285,3	1'46.636	284,5
6	10	28 B. RAY	GBR	Yamaha Motox Racing WorldSBK Team	Yamaha YZF R1	IND	15	12.210	1.056	1'48.373	280,0	1'46.595	280,7
7	11	76 L. BAZ	FRA	Bonovo Action BMW	BMW M1000 RR	IND	15	13.319	1.109	1'48.425	281,5	1'46.646	284,5
8	9	45 S. REDDING	GBR	ROKIT BMW Motorrad WorldSBK Team	BMW M1000 RR		15	13.775	0.456	1'48.381	282,2	1'46.497	285,3
9	8	9 D. PETRUCCI	ITA	Barni Spark Racing Team	Ducati Panigale V4R	IND	15	19.122	5.347	1'48.684	280,7	1'46.862	283,0
10	17	7 I. LECUONA	ESP	Team HRC	Honda CBR1000 RR-R		15	22.770	3.648	1'48.610	284,5	1'47.360	286,8
11	16	87 R. GARDNER	AUS	GYTR GRT Yamaha WorldSBK Team	Yamaha YZF R1	IND	15	23.214	0.444	1'48.630	280,7	1'47.296	278,5
12	12	77 D. AEGERTER	SUI	GYTR GRT Yamaha WorldSBK Team	Yamaha YZF R1	IND	15	25.082	1.868	1'49.020	280,7	1'46.973	283,0
13	15	31 G. GERLOFF	USA	Bonovo Action BMW	BMW M1000 RR	IND	15	25.179	0.097	1'48.754	285,3	1'47.241	284,5
14	13	97 X. VIERGE	ESP	Team HRC	Honda CBR1000 RR-R		15	25.199	0.020	1'48.956	283,8	1'47.163	285,3
15	18	5 P. OETTL	GER	Team GoEleven	Ducati Panigale V4R	IND	15	31.141	5.942	1'49.354	281,5	1'47.681	280,7
16	19	34 L. BALDASSARRI	ITA	GMT94 Yamaha	Yamaha YZF R1	IND	15	31.297	0.156	1'49.510	279,3	1'47.767	277,8
17	25	16 G. RUIU	ITA	Bmax Racing	BMW M1000 RR	IND	15	44.753	13.456	1'49.823	276,3	1'48.111	279,3
18	21	20 R. TAMBURINI	ITA	PETRONAS MIE Racing Honda Team	Honda CBR1000 RR-R	IND	15	45.863	1.110	1'50.082	278,5	1'48.718	282,2
19	22	51 E. GRANADO	BRA	PETRONAS MIE Racing Honda Team	Honda CBR1000 RR-R	IND	15	46.190	0.327	1'50.072	276,3	1'48.803	280,0
Not Classified													
RET	7	22 A. LOWES	GBR	Kawasaki Racing Team WorldSBK	Kawasaki ZX-10RR		11	4 Laps		1'47.833	279,3	1'46.945	282,2
RET	23	32 I. VINALES	ESP	TPR Team Pedercini Racing	Kawasaki ZX-10RR	IND	8	7 Laps		1'50.977	273,5	1'49.410	272,1
RET	24	52 D. KONIG	CZE	Orelac Racing MOVISIO	Kawasaki ZX-10RR	IND	7	8 Laps		1'51.417	273,5	1'49.855	274,2
RET	14	91 L. HASLAM	GBR	ROKIT BMW Motorrad WorldSBK Team	BMW M1000 RR		6	9 Laps		1'48.884	278,5	1'47.220	281,5
RET	20	53 T. RABAT	ESP	Kawasaki Puccetti Racing	Kawasaki ZX-10RR	IND	4	11 Laps		1'49.787	283,0	1'48.516	278,5
RET	2	1 A. BAUTISTA	ESP	Aruba.it Racing - Ducati	Ducati Panigale V4R		0			222,4	1'46.145	287,6	

AIR	Humidity:	34%	Temp:	37°C
TRACK	Condition:	Dry	Temp:	59°C

Records	Pole [SP]	2019	C.Davies	1'45.180	168,945 Km/h
	Race [SPRC]	2019	C.Davies	1'45.727	168,071 Km/h
	All Times [SP]	2019	C.Davies	1'45.180	168,945 Km/h
Race Fastest Lap		Lap 5	A.Bassani	1'47.491	165,312 Km/h

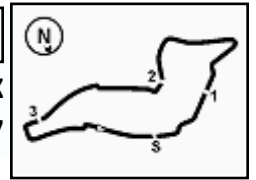
No. Rider	From	To	Laps	Total
54 T. RAZGATLIOGLU	1	7	7	
47 A. BASSANI	8	11	4	4
54 T. RAZGATLIOGLU	12	15	4	11

No. Rider	Laps
1 A. BAUTISTA	232
54 T. RAZGATLIOGLU	55
65 J. REA	29
21 M. RINALDI	12
55 A. LOCATELLI	8
47 A. BASSANI	5

16/07/2023 Start 14:00 End 14:34 The results are provisional until the end of the time limit for protests and appeals and the completion of the technical checks.

These data/results cannot be reproduced, stored and/or transmitted in whole or in part by any manner of electronic, mechanical, photocopying, recording, broadcasting or otherwise now known or herein after developed without the previous express consent by the copyright owner, except for reproduction in daily press and regular printed publications on sale to the public within 60 days of the event related to those data/results and always provided that copyright symbol appears together as follows below.

© DORNA WSBK ORGANIZATION Srl 2023



Prometeon Italian Round, 14-16 July 2023 Results Race 2

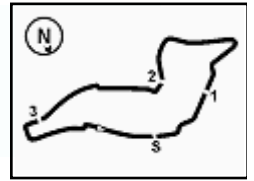
Race Highlights

Time	No. Rider	Description
13.45.00		Sighting Lap Started
13.50.00		Pit Lane Closed
13.57.09	16 G. RUIU	Will start the race from the pit lane [exceeding engine allocation]
13.57.52		Warm-up Lap Started
14.00.33		Start
14.00.38	16 G. RUIU	Exited Pits
14.00.57	1 A. BAUTISTA	Crashed - Turn 3
14.01.55	1 A. BAUTISTA	Not Actively Competing
14.02.05		No Jump Starts
14.09.08	53 T. RABAT	Crashed - Turn 12
14.09.42	53 T. RABAT	Not Actively Competing
14.13.35	91 L. HASLAM	On the Gravel - Re-Joined - Turn 17
14.13.37	91 L. HASLAM	Entered Pits
14.14.24	91 L. HASLAM	Retired
14.14.45	52 O. KONIG	On the Gravel - Re-Joined - Turn 9
14.15.37	52 O. KONIG	Technical Problem - Turn 13
14.16.01	52 O. KONIG	Not Actively Competing
14.16.43	32 I. VINALES	Crashed - Turn 12
14.17.07	32 I. VINALES	Not Actively Competing
14.18.17	47 A. BASSANI	Track Limits Warning
14.18.33		2/3 of Race Distance Completed
14.19.48	22 A. LOWES	Track Limits Warning
14.21.10	22 A. LOWES	Crashed - Turn 7
14.21.40	22 A. LOWES	Not Actively Competing
14.27.37		2023 WorldSBK Pirelli Best Lap Award Winner: Bautista A.
14.28.41		Podium Confirmed
14.34.05		End Of Session

16/07/2023 Start End The results are provisional until the end of the time limit for protests and appeals and the completion of the technical checks.

These data/results cannot be reproduced, stored and/or transmitted in whole or in part by any manner of electronic, mechanical, photocopying, recording, broadcasting or otherwise now known or herein after developed without the previous express consent by the copyright owner, except for reproduction in daily press and regular printed publications on sale to the public within 60 days of the event related to those data/results and always provided that copyright symbol appears together as follows below.

© DORNA WSBK ORGANIZATION Srl 2023



Imola Circuit 4.936 m

Prometeon Italian Round, 14-16 July 2023 Championship Standings

1 / 2

	Points	Points From First	Points From Previous	February 26 PHILLIP ISLAND	March 5 MANDALIKA	April 23 ASSEN	May 7 BARCELONA	June 4 MISANO	July 2 DONINGTON PARK	July 16 IMOLA	July 30 MOST	September 10 MAGNY-COURS	September 24 ARAGON	October 1 PORTIMAO	October 15 VILLICUM						
1 BAUTISTA Alvaro (ESP)	391			25 25 12	25 25 12	25 25 12	25 25 12	25 25 12	25 25 9	25 9											
2 RAZGATLIOGLU Toprak (TUR)	321	70		16 7	20 20 12	16 20 7	20 20 9	16 20 9	20 20 12	20 25 12											
3 LOCATELLI Andrea (ITA)	208	183	113	13 16 5	16 11 9	13 16 5	13 9 7	4 10 3	11 8 6	13 13 7											
4 REA Jonathan (GBR)	201	190	7	20 8 3	7 6	20 9	16 11 11	11 13 5	16 11 7	16 16 6											
5 BASSANI Axel (ITA)	179	212	22	11 13 1	13 8 5	11 11 4	9 5 2	13 16 6	9 9 2	9 20 4											
6 RINALDI Michael Ruben (ITA)	129	262	50	2 20 9	13 3	1 6 3	16 2	20 7	3	11 11 5											
7 PETRUCCI Danilo (ITA)	117	274	12	8 7	11 10	7 8	4	9	13 16 5	10 7 2											
8 LOWES Alex (GBR)	109	282	8	6 6	3 7	9 7 6	13 5	9 4	10 10 4	7 3											
9 AEGERTER Dominique (SUI)	101	290	8	3 9	8 4	10 13 3	11 8 4	10 5	4 5	4											
10 VIERGE Xavi (ESP)	98	293	3	9 5	9 16 4	5 1	8 10 1	6 11 2	5	4 2											
11 GARDNER Remy (AUS)	79	312	19	4 6	9	8 10	6 3	7 6	6 4	5 5											
12 REDDING Scott (GBR)	78	313	1	7 3	6 1	6 9 2		5 2	8 13 1	6 8 1											
13 LECUONA Iker (ESP)	72	319	6	10 10 2	4 7		10 7 6	8	2	6											
14 GERLOFF Garrett (USA)	67	324	5	6 2	2 5	4 4	7 6 3	3 8 1	7 3	3 3											
15 OETTL Philipp (GER)	53	338	14	5 11 4	3	2 5	5 2	2 7	6	1											
16 BAZ Loris (FRA)	30	361	23	1	5		3	4		8 9											
17 RAY Bradley (GBR)	19	372	11				4 1		3	1 10											
18 VAN DER MARK Michael (NED)	19	372	0	4	10 2	3															
19 SYKES Tom (GBR)	11	380	8			1		3	7												
20 BALDASSARRI Lorenzo (ITA)	9	382	2		1 2	3		1	2												
21 SYAHRIN Hafizh (MAS)	8	383	1	1	1	2 2		1	1												
22 HASLAM Leon (GBR)	2	389	6							2											
23 VINALES Isaac (ESP)	1	390	1						1												
24 LOPES Ivo Miguel (POR)	1	390	0				1														

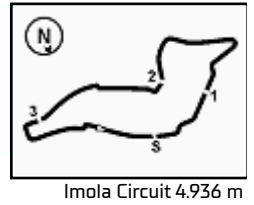
16/07/2023

These data/results cannot be reproduced, stored and/or transmitted in whole or in part by any manner of electronic, mechanical, photocopying, recording, broadcasting or otherwise now known or herein after developed without the previous express consent by the copyright owner, except for reproduction in daily press and regular printed publications on sale to the public within 60 days of the event related to those data/results and always provided that copyright symbol appears together as follows below.

© DORNA WSBK ORGANIZATION Srl 2023

FICR PERUGIA TIMING





Prometeon Italian Round, 14-16 July 2023 Championship Standings

2 / 2

Points	Points From First	Points From Previous	Independent Riders														
			February 26 PHILLIP ISLAND	March 5 MANDALIKA	April 23 ASSEN	May 7 BARCELONA	June 4 MISANO	July 2 DONINGTON PARK	July 16 IMOLA	July 30 MOST	September 10 MAGNY-COURS	September 24 ARAGON	October 1 PORTIMAO	October 15 VILLICUM			
1	BASSANI Axel [ITA]	179	11 13 1	13 8 5	11 11 4	9 5	13 16 6	9 9 2	9 20 4								
2	PETRUCCI Danilo [ITA]	117 62	8 7	11 10	7 8	4	9	13 16 5	10 7 2								
3	AEGERTER Dominique [SUI]	101 78 16	3 9	8 4	10 13 3	11 8 4	10 5	4 5	4								
4	GARDNER Remy [AUS]	79 100 22	4 6	9	8 10	6 3	7 6	6 4	5 5								
5	GERLOFF Garrett [USA]	67 112 12	6 2	2 5	4 4	7 6 3	3 8 1	7 3 3	3 3								
6	QETTL Philipp [GER]	53 126 14	5 11 4	3	2 5	5 2	2 7	6	1								
7	BAZ Loris [FRA]	30 149 23	1	5		3	4		8 9								
8	RAY Bradley [GBR]	19 160 11				4 1		3	1 10								
9	BALDASSARRI Lorenzo [ITA]	9 170 10		1 2	3		1	2									
10	SYHRIN Hafizh [MAS]	8 171 1	1	1	2 2		1	1									
11	VINALES Isaac [ESP]	1 178 7						1									
12	SYKES Tom [GBR]	1 178 0			1												

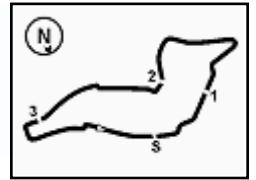
16/07/2023

These data/results cannot be reproduced, stored and/or transmitted in whole or in part by any manner of electronic, mechanical, photocopying, recording, broadcasting or otherwise now known or herein after developed without the previous express consent by the copyright owner, except for reproduction in daily press and regular printed publications on sale to the public within 60 days of the event related to those data/results and always provided that copyright symbol appears together as follows below.

© DORNA WSBK ORGANIZATION Srl 2023

FICR PERUGIA TIMING





Imola Circuit 4.936 m

Prometeon Italian Round, 14-16 July 2023 Lap Chart Race 2

		Lap														
	1	2	3	4	5	6	7	8	9	10	11	12	13	14	15	
1	54	54	54	54	54	54	54	47	47	47	47	54	54	54	54	
2	55	55	47	47	47	47	47	54	54	54	54	47	47	47	47	
3	65	65	65	65	65	65	65	65	65	65	65	65	65	65	65	
4	47	47	55	55	55	55	55	55	55	55	55	55	55	55	55	
5	22	22	22	22	22	22	22	22	22	22	22	21	21	21	21	
6	45	45	45	21	21	21	21	21	21	21	21	28	28	28	28	
7	21	21	21	45	45	45	45	45	45	45	45	76	76	76	76	
8	28	28	28	28	28	28	28	28	28	28	28	45	45	45	45	
9	9	76	76	76	76	76	76	76	76	76	76	9	9	9	9	
10	76	9	9	9	9	9	9	9	9	9	9	7	7	7	7	
11	97	97	97	97	97	97	97	97	97	97	97	97	87	87	87	
12	77	77	77	77	77	77	77	77	77	77	77	87	97	97	77	
13	91	91	91	91	91	7	7	7	7	7	7	77	77	77	31	
14	87	7	7	7	7	91	87	87	87	87	87	31	31	31	97	
15	5	87	87	87	87	87	31	31	31	31	31	5	5	5	5	
16	53	5	5	5	5	31	5	5	5	5	5	34	34	34	34	
17	7	53	53	31	31	5	34	34	34	34	34	16	16	16	16	
18	34	31	31	53	34	34	20	20	20	16	16	20	20	20	20	
19	31	34	34	34	20	20	51	51	16	20	20	51	51	51	51	
20	20	20	20	20	51	51	16	16	51	51						
21	51	51	51	51	32	16	32	32								
22	32	32	32	32	16	32	52									
23	52	52	16	16	52	52										
24	16	16	52	52												

Final Result		
1	54 T. RAZGATLIOGLU	Laps 15
2	47 A. BASSANI	1.966
3	65 J. REA	2.458
4	55 A. LOCATELLI	6.111
5	21 M. RINALDI	11.154
6	28 B. RAY	12.210
7	76 L. BAZ	13.319
8	45 S. REDDING	13.775
9	9 D. PETRUCCI	19.122
10	7 I. LECUONA	22.770
11	87 R. GARDNER	23.214
12	77 D. AEGERTER	25.082
13	31 G. GERLOFF	25.179
14	97 X. VIERGE	25.199
15	5 P. DETTL	31.141
16	34 L. BALDASSARRI	31.297
17	16 G. RUIU	44.753
18	20 R. TAMBURINI	45.863
19	51 E. GRANADO	46.190
RET	22 A. LOWES	4 Laps
RET	32 I. VINALES	7 Laps
RET	52 O. KONIG	8 Laps
RET	91 L. HASLAM	9 Laps
RET	53 T. RABAT	11 Laps
RET	1 A. BALUJETA	

16/07/2023

These data/results cannot be reproduced, stored and/or transmitted in whole or in part by any manner of electronic, mechanical, photocopying, recording, broadcasting or otherwise now known or herein after developed without the previous express consent by the copyright owner, except for reproduction in daily press and regular printed publications on sale to the public within 60 days of the event related to those data/results and always provided that copyright symbol appears together as follows below.

© DORNA WSBK ORGANIZATION Srl 2023

Prometeon Italian Round, 14-16 July 2023

Lap Chart Race 2

Imola Circuit 4.936 m

2 / 4

Lap 1		
1	54	T.Razgatlioglu 1'49.264
2	55	A.Locatelli 0.586
3	65	J.Rea 0.818
4	47	A.Bassani 1.135
5	22	A.Lowes 1.277
6	45	S.Redding 1.592
7	21	M.Rinaldi 1.955
8	28	B.Ray 2.119
9	9	D.Petrucci 2.561
10	76	L.Baz 2.769
11	97	X.Vierge 3.109
12	77	D.Aegerter 3.532
13	91	L.Haslam 3.809
14	87	R.Gardner 4.035
15	5	P.Oettl 4.396
16	53	T.Rabat 4.682
17	7	I.Lecuona 5.118
18	34	L.Baldassarri 5.373
19	31	G.Gerloff 5.465
20	20	R.Tamburini 5.838
21	51	E.Granado 6.154
22	32	I.Vinales 6.809
23	52	O.Konig 7.074
24	16	G.Ruiu 10.763

Lap 2		
1	54	T.Razgatlioglu 3'37.161
2	55	A.Locatelli 0.974
3	65	J.Rea 0.979
4	47	A.Bassani 1.114
5	22	A.Lowes 1.330
6	45	S.Redding 2.221
7	21	M.Rinaldi 2.588
8	28	B.Ray 2.690
9	76	L.Baz 3.864
10	9	D.Petrucci 4.039
11	97	X.Vierge 4.390
12	77	D.Aegerter 4.776
13	91	L.Haslam 5.093
14	7	I.Lecuona 6.534
15	87	R.Gardner 6.851
16	5	P.Oettl 7.055
17	53	T.Rabat 7.164
18	31	G.Gerloff 7.397
19	34	L.Baldassarri 7.542
20	20	R.Tamburini 8.318
21	51	E.Granado 9.075
22	32	I.Vinales 9.958
23	52	O.Konig 10.901
24	16	G.Ruiu 13.180

Lap 3		
1	54	T.Razgatlioglu 5'25.077
2	47	A.Bassani 0.809
3	65	J.Rea 1.228
4	55	A.Locatelli 1.689
5	22	A.Lowes 1.875
6	45	S.Redding 2.686
7	21	M.Rinaldi 3.068
8	28	B.Ray 3.193
9	76	L.Baz 4.650
10	9	D.Petrucci 5.172
11	97	X.Vierge 5.708
12	77	D.Aegerter 5.987
13	91	L.Haslam 6.258
14	7	I.Lecuona 7.359
15	87	R.Gardner 8.244
16	5	P.Oettl 8.920
17	53	T.Rabat 9.275
18	31	G.Gerloff 9.374
19	34	L.Baldassarri 9.695
20	20	R.Tamburini 10.484

21	51	E.Granado 11.364
22	32	I.Vinales 13.044
23	16	G.Ruiu 15.358
24	52	O.Konig 15.433

Lap 4		
1	54	T.Razgatlioglu 7'12.991
2	47	A.Bassani 0.567
3	65	J.Rea 0.886
4	55	A.Locatelli 1.889
5	22	A.Lowes 2.126
6	21	M.Rinaldi 3.569
7	45	S.Redding 3.761
8	28	B.Ray 3.992
9	76	L.Baz 5.265
10	9	D.Petrucci 6.259
11	97	X.Vierge 6.750
12	77	D.Aegerter 7.093
13	91	L.Haslam 7.647
14	7	I.Lecuona 8.126
15	87	R.Gardner 9.351
16	5	P.Oettl 10.423
17	31	G.Gerloff 10.747
18	53	T.Rabat 11.148
19	34	L.Baldassarri 11.377
20	20	R.Tamburini 13.068
21	51	E.Granado 13.522
22	32	I.Vinales 16.149
23	16	G.Ruiu 17.552
24	52	O.Konig 18.936

Lap 5		
1	54	T.Razgatlioglu 9'00.511
2	47	A.Bassani 0.538
3	65	J.Rea 0.928
4	55	A.Locatelli 2.272
5	22	A.Lowes 3.200
6	21	M.Rinaldi 4.106
7	45	S.Redding 4.711
8	28	B.Ray 4.845
9	76	L.Baz 6.544
10	9	D.Petrucci 7.423
11	97	X.Vierge 8.281
12	77	D.Aegerter 8.780
13	91	L.Haslam 9.011
14	7	I.Lecuona 9.216
15	87	R.Gardner 11.770
16	5	P.Oettl 12.274
17	31	G.Gerloff 12.615
18	34	L.Baldassarri 13.775
19	20	R.Tamburini 16.048
20	51	E.Granado 16.381
21	32	I.Vinales 19.754
22	16	G.Ruiu 19.855
23	52	O.Konig 23.210

Lap 6		
1	54	T.Razgatlioglu 10'48.626
2	47	A.Bassani 0.277
3	65	J.Rea 0.610
4	55	A.Locatelli 2.444
5	22	A.Lowes 2.918
6	21	M.Rinaldi 4.685
7	45	S.Redding 5.351
8	28	B.Ray 5.526
9	76	L.Baz 6.891
10	9	D.Petrucci 8.115
11	97	X.Vierge 9.371
12	77	D.Aegerter 9.922
13	7	I.Lecuona 10.359
14	91	L.Haslam 11.140
15	87	R.Gardner 12.514
16	31	G.Gerloff 13.757

17	5	P.Oettl 14.204
18	34	L.Baldassarri 15.389
19	20	R.Tamburini 18.814
20	51	E.Granado 19.180
21	16	G.Ruiu 22.052
22	32	I.Vinales 23.069
23	52	O.Konig 27.102

Lap 7		
1	54	T.Razgatlioglu 12'36.568
2	47	A.Bassani 0.321
3	65	J.Rea 0.563
4	55	A.Locatelli 2.786
5	22	A.Lowes 3.092
6	21	M.Rinaldi 4.909
7	45	S.Redding 5.841
8	28	B.Ray 6.123
9	76	L.Baz 7.563
10	9	D.Petrucci 8.999
11	97	X.Vierge 10.762
12	77	D.Aegerter 11.099
13	7	I.Lecuona 11.380
14	87	R.Gardner 13.334
15	31	G.Gerloff 14.641
16	5	P.Oettl 15.616
17	34	L.Baldassarri 17.502
18	20	R.Tamburini 22.221
19	51	E.Granado 22.661
20	16	G.Ruiu 24.053
21	32	I.Vinales 26.547
22	52	O.Konig 31.216

Lap 8		
1	47	A.Bassani 14'24.793
2	54	T.Razgatlioglu 0.227
3	65	J.Rea 0.492
4	55	A.Locatelli 2.726
5	22	A.Lowes 3.119
6	21	M.Rinaldi 5.106
7	45	S.Redding 6.212
8	28	B.Ray 6.424
9	76	L.Baz 7.929
10	9	D.Petrucci 9.491
11	97	X.Vierge 11.913
12	77	D.Aegerter 12.196
13	7	I.Lecuona 12.368
14	87	R.Gardner 13.739
15	31	G.Gerloff 15.170
16	5	P.Oettl 17.112
17	34	L.Baldassarri 19.588
18	20	R.Tamburini 25.213
19	51	E.Granado 25.564
20	16	G.Ruiu 25.926
21	32	I.Vinales 29.299

Lap 9		
1	47	A.Bassani 16'12.643
2	54	T.Razgatlioglu 0.172
3	65	J.Rea 0.572
4	55	A.Locatelli 2.987
5	22	A.Lowes 3.389
6	21	M.Rinaldi 5.667
7	45	S.Redding 7.167
8	28	B.Ray 7.393
9	76	L.Baz 8.504
10	9	D.Petrucci 10.721
11	97	X.Vierge 13.667
12	77	D.Aegerter 13.933
13	7	I.Lecuona 14.129
14	87	R.Gardner 14.843
15	31	G.Gerloff 17.120
16	5	P.Oettl 19.057
17	34	L.Baldassarri 21.431

18	20	R.Tamburini 28.631
19	16	G.Ruiu 28.800
20	51	E.Granado 29.345

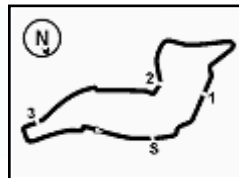
Lap 10		
1	47	A.Bassani 18'00.662
2	54	T.Razgatlioglu 0.177
3	65	J.Rea 0.517
4	55	A.Locatelli 3.098
5	22	A.Lowes 3.624
6	21	M.Rinaldi 6.315
7	45	S.Redding 8.084
8	28	B.Ray 8.321
9	76	L.Baz 9.184
10	9	D.Petrucci 11.642
11	97	X.Vierge 15.090
12	77	D.Aegerter 15.420
13	7	I.Lecuona 15.748
14	87	R.Gardner 15.987
15	31	G.Gerloff 17.971
16	5	P.Oettl 21.037
17	34	L.Baldassarri 22.922
18	16	G.Ruiu 30.917
19	20	R.Tamburini 31.593
20	51	E.Granado 32.067

Lap 11		
1	47	A.Bassani 19'48.571
2	54	T.Razgatlioglu 0.167
3	65	J.Rea 0.784
4	55	A.Locatelli 3.527
5	22	A.Lowes 3.920
6	21	M.Rinaldi 6.532
7	45	S.Redding 9.430
8	28	B.Ray 9.486
9	76	L.Baz 9.998
10	9	D.Petrucci 12.916
11	97	X.Vierge 17.095
12	77	D.Aegerter 17.147
13	7	I.Lecuona 17.215
14	87	R.Gardner 17.490
15	31	G.Gerloff 19.098
16	5	P.Oettl 23.346
17	34	L.Baldassarri 24.781
18	16	G.Ruiu 33.701
19	20	R.Tamburini 34.541
20	51	E.Granado 34.988

Lap 12		
1	54	T.Razgatlioglu 21'36.671
2	47	A.Bassani 0.348
3	65	J.Rea 1.167
4	55	A.Locatelli 3.903
5	21	M.Rinaldi 7.308
6	28	B.Ray 10.540
7	76	L.Baz 11.070
8	45	S.Redding 11.619
9	9	D.Petrucci 14.450
10	7	I.Lecuona 19.059
11	97	X.Vierge 19.304
12	87	R.Gardner 19.468
13	77	D.Aegerter 20.290
14	31	G.Gerloff 20.479
15	5	P.Oettl 25.592
16	34	L.Baldassarri 26.376
17	16	G.Ruiu 36.107
18	20	R.Tamburini 37.307
19	51	E.Granado 37.716

Lap 13		
1	54	T.Razgatlioglu 23'24.558
2	47	A.Bassani 0.823

16/07/2023
These data/results cannot be reproduced, stored and/or transmitted in whole or in part by any manner of electronic, mechanical, photocopying, recording, broadcasting or otherwise now known or herein after developed without the previous express consent by the copyright owner, except for reproduction in daily press and regular printed publications on sale to the public within 60 days of the event related to those data/results and always provided that copyright symbol appears together as follows below.
© DORNA WSBK ORGANIZATION Srl 2023



Prometeon Italian Round, 14-16 July 2023

Lap Chart Race 2

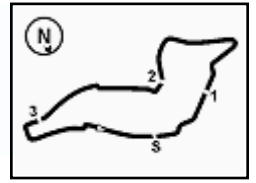
3	65	J.Rea	2.051
4	55	A.Locatelli	4.787
5	21	M.Rinaldi	8.254
6	28	B.Ray	11.327
7	76	L.Baz	11.977
8	45	S.Redding	12.253
9	9	D.Petrucci	15.964
10	7	I.Lecuona	20.183
11	87	R.Gardner	20.834
12	97	X.Vierge	21.190
13	77	D.Aegerter	21.607
14	31	G.Gerloff	21.800
15	5	P.Detti	27.453
16	34	L.Baldassarri	28.099
17	16	G.Ruiu	39.183
18	20	R.Tamburini	40.207
19	51	E.Granado	40.652

Lap 14

1	54	T.Razgatioglu	25'12.225
2	47	A.Bassani	1.618
3	65	J.Rea	2.829
4	55	A.Locatelli	5.759
5	21	M.Rinaldi	9.960
6	28	B.Ray	12.381
7	76	L.Baz	13.233
8	45	S.Redding	13.438
9	9	D.Petrucci	18.037
10	7	I.Lecuona	21.754
11	87	R.Gardner	21.873
12	97	X.Vierge	23.082
13	77	D.Aegerter	23.360
14	31	G.Gerloff	23.599
15	5	P.Detti	29.588
16	34	L.Baldassarri	29.977
17	16	G.Ruiu	42.230
18	20	R.Tamburini	43.437
19	51	E.Granado	43.943

Lap 15

1	54	T.Razgatioglu	27'00.997
2	47	A.Bassani	1.966
3	65	J.Rea	2.458
4	55	A.Locatelli	6.111
5	21	M.Rinaldi	11.154
6	28	B.Ray	12.210
7	76	L.Baz	13.319
8	45	S.Redding	13.775
9	9	D.Petrucci	19.122
10	7	I.Lecuona	22.770
11	87	R.Gardner	23.214
12	77	D.Aegerter	25.082
13	31	G.Gerloff	25.179
14	97	X.Vierge	25.199
15	5	P.Detti	31.141
16	34	L.Baldassarri	31.297
17	16	G.Ruiu	44.753
18	20	R.Tamburini	45.863
19	51	E.Granado	46.190



Prometeon Italian Round, 14-16 July 2023

Lap Chart Race 2

Race Pace Comparison

	54 Raz	47 Bas	65 Rea	55 Loc	21 Rin	28 Ray	76 Baz	45 Red	9 Pet	7 Lec	87 Gar	77 Aeg	31 Ger	97 Vie
1	1'49.264	1'50.399	1'50.082	1'49.850	1'51.219	1'51.383	1'52.033	1'50.856	1'51.825	1'54.382	1'53.299	1'52.796	1'54.729	1'52.373
2	1'47.897	1'47.876	1'48.058	1'48.285	1'48.530	1'48.468	1'48.992	1'48.526	1'49.375	1'49.313	1'50.713	1'49.141	1'49.829	1'49.178
3	1'47.916	1'47.611	1'48.165	1'48.631	1'48.396	1'48.419	1'48.702	1'48.381	1'49.049	1'48.741	1'49.309	1'49.127	1'49.893	1'49.234
4	1'47.914	1'47.672	1'47.572	1'48.114	1'48.415	1'48.713	1'48.529	1'48.989	1'49.001	1'48.681	1'49.021	1'49.020	1'49.287	1'48.956
5	1'47.520	1'47.491	1'47.562	1'47.903	1'48.057	1'48.373	1'48.799	1'48.470	1'48.684	1'48.610	1'49.939	1'49.207	1'49.388	1'49.051
6	1'48.115	1'47.854	1'47.797	1'48.287	1'48.694	1'48.796	1'48.462	1'48.755	1'48.807	1'49.258	1'48.859	1'49.257	1'49.257	1'49.205
7	1'47.942	1'47.986	1'47.895	1'48.284	1'48.166	1'48.539	1'48.614	1'48.432	1'48.826	1'48.963	1'48.762	1'49.119	1'48.826	1'49.333
8	1'48.452	1'47.904	1'48.154	1'48.165	1'48.422	1'48.526	1'48.591	1'48.596	1'48.717	1'49.213	1'48.630	1'49.322	1'48.754	1'49.376
9	1'47.795	1'47.850	1'47.930	1'48.111	1'48.411	1'48.819	1'48.425	1'48.805	1'49.080	1'49.611	1'48.954	1'49.587	1'49.800	1'49.604
10	1'48.024	1'48.019	1'47.964	1'48.130	1'48.667	1'48.947	1'48.699	1'48.936	1'48.940	1'49.638	1'49.163	1'49.506	1'48.870	1'49.442
11	1'47.899	1'47.909	1'48.176	1'48.338	1'48.126	1'49.074	1'48.723	1'49.255	1'49.183	1'49.376	1'49.412	1'49.636	1'49.036	1'49.914
12	1'47.933	1'48.448	1'48.483	1'48.476	1'48.876	1'49.154	1'49.172	1'50.289	1'49.634	1'49.944	1'50.078	1'51.243	1'49.481	1'50.309
13	1'47.887	1'48.362	1'48.771	1'48.771	1'48.833	1'48.674	1'48.794	1'48.521	1'49.401	1'49.011	1'49.253	1'49.204	1'49.208	1'49.773
14	1'47.667	1'48.462	1'48.445	1'48.639	1'49.373	1'48.721	1'48.923	1'48.852	1'49.740	1'49.238	1'48.706	1'49.420	1'49.466	1'49.559
15	1'48.772	1'49.120	1'48.401	1'49.124	1'49.966	1'48.601	1'48.858	1'49.109	1'49.857	1'49.788	1'50.113	1'50.494	1'50.352	1'50.889

	5 Det	34 Bal	16 Rui	20 Tam	51 Gra	22 Low	32 Vin	52 Kon	91 Has	53 Rab
1	1'53.660	1'54.637	2'00.027	1'55.102	1'55.418	1'50.541	1'56.073	1'56.338	1'53.073	1'53.946
2	1'50.556	1'50.066	1'50.314	1'50.377	1'50.818	1'47.950	1'51.046	1'51.724	1'49.181	1'50.379
3	1'49.781	1'50.069	1'50.094	1'50.082	1'50.205	1'48.461	1'51.002	1'52.448	1'49.081	1'50.027
4	1'49.417	1'49.596	1'50.108	1'50.498	1'50.072	1'48.165	1'51.019	1'51.417	1'49.303	1'49.787
5	1'49.371	1'49.918	1'49.823	1'50.500	1'50.379	1'48.594	1'51.125	1'51.794	1'48.884	
6	1'50.045	1'49.729	1'50.312	1'50.881	1'50.914	1'47.833	1'51.430	1'52.007	1'50.244	
7	1'49.354	1'50.055	1'49.943	1'51.349	1'51.423	1'48.116	1'51.420	1'52.056		
8	1'49.721	1'50.311	1'50.098	1'51.217	1'51.128	1'48.252	1'50.977			
9	1'49.795	1'49.693	1'50.724	1'51.268	1'51.631	1'48.120				
10	1'49.999	1'49.510	1'50.136	1'50.981	1'50.741	1'48.254				
11	1'50.218	1'49.768	1'50.693	1'50.857	1'50.830	1'48.205				
12	1'50.346	1'49.695	1'50.506	1'50.866	1'50.828					
13	1'49.748	1'49.610	1'50.963	1'50.787	1'50.823					
14	1'49.802	1'49.545	1'50.714	1'50.897	1'50.958					
15	1'50.325	1'50.092	1'51.295	1'51.198	1'51.019					

16/07/2023

These data/results cannot be reproduced, stored and/or transmitted in whole or in part by any manner of electronic, mechanical, photocopying, recording, broadcasting or otherwise now known or herein after developed without the previous express consent by the copyright owner, except for reproduction in daily press and regular printed publications on sale to the public within 60 days of the event related to those data/results and always provided that copyright symbol appears together as follows below.

© DORNA WSBK ORGANIZATION Srl 2023

Prometeon Italian Round, 14-16 July 2023

Best Sectors & Speed Race 2

RESULTS				
1	54	T. RAZGATLIOGLU	Yamaha YZF R1	Laps 15
2	47	A. BASSANI	Ducati Panigale V4R	1.966
3	65	J. REA	Kawasaki ZX-10RR	2.458
4	55	A. LOCATELLI	Yamaha YZF R1	6.111
5	21	M. RINALDI	Ducati Panigale V4R	11.154
6	28	B. RAY	Yamaha YZF R1	12.210
7	76	L. BAZ	BMW M1000 RR	13.319
8	45	S. REDDING	BMW M1000 RR	13.775
9	9	D. PETRUCCI	Ducati Panigale V4R	19.122
10	7	I. LECUONA	Honda CBR1000 RR-R	22.770
11	87	R. GARDNER	Yamaha YZF R1	23.214
12	77	D. AEGERTER	Yamaha YZF R1	25.082
13	31	G. GERLOFF	BMW M1000 RR	25.179
14	97	X. VIERGE	Honda CBR1000 RR-R	25.199
15	5	P. OETTL	Ducati Panigale V4R	31.141
16	34	L. BALDASSARRI	Yamaha YZF R1	31.297
17	16	G. RUIU	BMW M1000 RR	44.753
18	20	R. TAMBURINI	Honda CBR1000 RR-R	45.863
19	51	E. GRANADO	Honda CBR1000 RR-R	46.190
RET	22	A. LOWES	Kawasaki ZX-10RR	4 Laps
RET	32	I. VINALES	Kawasaki ZX-10RR	7 Laps
RET	52	D. KONIG	Kawasaki ZX-10RR	8 Laps
RET	91	L. HASLAM	BMW M1000 RR	9 Laps
RET	53	T. RABAT	Kawasaki ZX-10RR	11 Laps
RET	1	A. BAUTISTA	Ducati Panigale V4R	

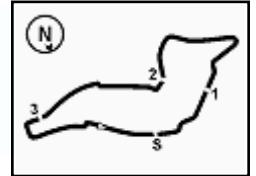
SPEED				
1	31	G. GERLOFF	BMW M1000 RR	285,3
2	21	M. RINALDI	Ducati Panigale V4R	285,3
3	7	I. LECUONA	Honda CBR1000 RR-R	284,5
4	65	J. REA	Kawasaki ZX-10RR	284,5
5	97	X. VIERGE	Honda CBR1000 RR-R	283,8
6	53	T. RABAT	Kawasaki ZX-10RR	283,0
7	54	T. RAZGATLIOGLU	Yamaha YZF R1	283,0
8	45	S. REDDING	BMW M1000 RR	282,2
9	47	A. BASSANI	Ducati Panigale V4R	281,5
10	5	P. OETTL	Ducati Panigale V4R	281,5
11	76	L. BAZ	BMW M1000 RR	281,5
12	87	R. GARDNER	Yamaha YZF R1	280,7
13	77	D. AEGERTER	Yamaha YZF R1	280,7
14	9	D. PETRUCCI	Ducati Panigale V4R	280,7
15	55	A. LOCATELLI	Yamaha YZF R1	280,0
16	28	B. RAY	Yamaha YZF R1	280,0
17	34	L. BALDASSARRI	Yamaha YZF R1	279,3
18	22	A. LOWES	Kawasaki ZX-10RR	279,3
19	91	L. HASLAM	BMW M1000 RR	278,5
20	20	R. TAMBURINI	Honda CBR1000 RR-R	278,5
21	16	G. RUIU	BMW M1000 RR	276,3
22	51	E. GRANADO	Honda CBR1000 RR-R	276,3
23	32	I. VINALES	Kawasaki ZX-10RR	273,5
24	52	D. KONIG	Kawasaki ZX-10RR	273,5
25	1	A. BAUTISTA	Ducati Panigale V4R	222,4

SEG. 1		SEG. 2		SEG. 3		SEG. 4		
1	47 A. BASSANI	22.324	1	47 A. BASSANI	33.650	1	54 T. RAZGATLIOGLU	22.940
2	21 M. RINALDI	22.329	2	22 A. LOWES	33.663	2	47 A. BASSANI	22.957
3	22 A. LOWES	22.434	3	65 J. REA	33.734	3	47 A. BASSANI	22.974
4	65 J. REA	22.435	4	21 M. RINALDI	33.739	4	22 A. LOWES	22.990
5	55 A. LOCATELLI	22.456	5	54 T. RAZGATLIOGLU	33.764	5	28 B. RAY	23.073
6	54 T. RAZGATLIOGLU	22.463	6	55 A. LOCATELLI	33.779	6	55 A. LOCATELLI	23.106
7	45 S. REDDING	22.474	7	45 S. REDDING	33.885	7	21 M. RINALDI	23.174
8	7 I. LECUONA	22.488	8	76 L. BAZ	33.887	8	45 S. REDDING	23.196
9	76 L. BAZ	22.506	9	91 L. HASLAM	33.887	9	76 L. BAZ	23.198
10	5 P. OETTL	22.513	10	28 B. RAY	33.928	10	97 X. VIERGE	23.230
11	87 R. GARDNER	22.533	11	87 R. GARDNER	33.962	11	31 G. GERLOFF	23.248
12	31 G. GERLOFF	22.560	12	9 D. PETRUCCI	33.984	12	16 G. RUIU	23.263
13	9 D. PETRUCCI	22.589	13	7 I. LECUONA	34.001	13	9 D. PETRUCCI	23.273
14	28 B. RAY	22.591	14	31 G. GERLOFF	34.070	14	87 R. GARDNER	23.279
15	77 D. AEGERTER	22.625	15	77 D. AEGERTER	34.075	15	91 L. HASLAM	23.300
16	91 L. HASLAM	22.635	16	34 L. BALDASSARRI	34.129	16	34 L. BALDASSARRI	23.322
17	97 X. VIERGE	22.643	17	97 X. VIERGE	34.156	17	7 I. LECUONA	23.333
18	53 T. RABAT	22.657	18	5 P. OETTL	34.187	18	77 D. AEGERTER	23.375
19	16 G. RUIU	22.693	19	16 G. RUIU	34.325	19	51 E. GRANADO	23.400
20	34 L. BALDASSARRI	22.745	20	53 T. RABAT	34.405	20	5 P. OETTL	23.533
21	51 E. GRANADO	22.931	21	51 E. GRANADO	34.441	21	20 R. TAMBURINI	23.542
22	20 R. TAMBURINI	22.939	22	32 I. VINALES	34.597	22	52 D. KONIG	23.647
23	32 I. VINALES	22.988	23	20 R. TAMBURINI	34.621	23	53 T. RABAT	23.655
24	52 D. KONIG	23.236	24	52 D. KONIG	34.905	24	32 I. VINALES	23.785

16/07/2023

These data/results cannot be reproduced, stored and/or transmitted in whole or in part by any manner of electronic, mechanical, photocopying, recording, broadcasting or otherwise now known or herein after developed without the previous express consent by the copyright owner, except for reproduction in daily press and regular printed publications on sale to the public within 60 days of the event related to those data/results and always provided that copyright symbol appears together as follows below.

© DORNA WSBK ORGANIZATION Srl 2023



Imola Circuit 4.936 m

Prometeon Italian Round, 14-16 July 2023
Chronological Analysis Race 2

Start at 14:00'30.831

1 / 4

1° 54 T. RAZGATLIOGLU [1'47.520]							
Lap	Seg1	Seg2	Seg3	Seg4	Lap Time	km/h	Local Time
1		34.017	28.542	23.087	1'49.264	211,3	14:02'20.095
2	22.480	33.840	28.479	23.098	1'47.897	277,1	14:04'07.992
3	22.601	33.770	28.526	23.019	1'47.916	276,3	14:05'55.908
4	22.571	33.871	28.403	23.069	1'47.914	276,3	14:07'43.822
5	22.463	33.781	28.325	22.951	1'47.520	275,6	14:09'31.342
6	22.604	33.871	28.591	23.049	1'48.115	274,9	14:11'19.457
7	22.578	33.764	28.556	23.044	1'47.942	274,9	14:13'07.399
8	22.636	34.175	28.617	23.024	1'48.452	276,3	14:14'55.851
9	22.477	33.830	28.414	23.074	1'47.795	283,0	14:16'43.646
10	22.498	33.811	28.561	23.154	1'48.024	280,7	14:18'31.670
11	22.477	33.827	28.595	23.000	1'47.899	280,7	14:20'19.569
12	22.498	33.835	28.442	23.158	1'47.933	283,0	14:22'07.502
13	22.669	33.804	28.474	22.940	1'47.887	274,2	14:23'55.389
14	22.474	33.837	28.366	22.900	1'47.667	277,1	14:25'43.056
15	22.605	34.069	28.695	23.403	1'48.772	277,1	14:27'31.828

Race Time 27'00.997

2° 47 A. BASSANI [1'47.491]							
Lap	Seg1	Seg2	Seg3	Seg4	Lap Time	km/h	Local Time
1		34.115	28.805	23.314	1'50.399	223,8	14:02'21.230
2	22.404	33.871	28.467	23.134	1'47.876	281,5	14:04'09.106
3	22.478	33.719	28.457	22.957	1'47.611	278,5	14:05'56.717
4	22.422	33.650	28.511	23.089	1'47.672	280,0	14:07'44.389
5	22.324	33.673	28.418	23.076	1'47.491	280,7	14:09'31.880
6	22.386	33.864	28.579	23.025	1'47.854	277,8	14:11'19.734
7	22.415	33.950	28.553	23.068	1'47.986	280,0	14:13'07.720
8	22.389	33.901	28.602	23.012	1'47.904	280,7	14:14'55.624
9	22.470	33.766	28.519	23.095	1'47.850	278,5	14:16'43.474
10	22.424	33.823	28.535	23.237	1'48.019	278,5	14:18'31.493
11	22.428	33.843	28.602	23.036	1'47.909	277,8	14:20'19.402
12	22.429	33.917	28.588	23.514	1'48.448	277,8	14:22'07.850
13	22.583	33.899	28.743	23.137	1'48.362	277,1	14:23'56.212
14	22.538	33.991	28.624	23.309	1'48.462	277,8	14:25'44.674
15	22.693	34.161	28.803	23.463	1'49.120	276,3	14:27'33.794

Race Time 27'02.963

3° 65 J. REA [1'47.562]							
Lap	Seg1	Seg2	Seg3	Seg4	Lap Time	km/h	Local Time
1		34.245	28.401	23.154	1'50.082	214,3	14:02'20.913
2	22.475	33.899	28.455	23.229	1'48.058	281,5	14:04'08.971
3	22.868	33.914	28.409	22.974	1'48.165	270,7	14:05'57.136
4	22.535	33.736	28.277	23.024	1'47.572	280,7	14:07'44.708
5	22.435	33.734	28.368	23.025	1'47.562	280,7	14:09'32.270
6	22.537	33.775	28.470	23.015	1'47.797	281,5	14:11'20.067
7	22.519	33.763	28.521	23.092	1'47.895	282,2	14:13'07.962
8	22.501	33.902	28.702	23.049	1'48.154	282,2	14:14'56.116
9	22.464	33.784	28.678	23.004	1'47.930	284,5	14:16'44.046
10	22.508	33.879	28.476	23.101	1'47.964	281,5	14:18'32.010
11	22.572	33.977	28.601	23.026	1'48.176	280,7	14:20'20.186
12	22.610	34.112	28.616	23.145	1'48.483	280,7	14:22'08.669
13	22.659	34.102	28.908	23.102	1'48.771	279,3	14:23'57.440
14	22.741	34.085	28.492	23.127	1'48.445	278,5	14:25'45.885
15	22.658	34.047	28.473	23.223	1'48.401	279,3	14:27'34.286

Race Time 27'03.455

4° 55 A. LOCATELLI [1'47.903]							
Lap	Seg1	Seg2	Seg3	Seg4	Lap Time	km/h	Local Time
1		33.903	28.634	23.218	1'49.850	217,3	14:02'20.681
2	22.472	33.790	28.534	23.489	1'48.285	280,0	14:04'08.966
3	22.745	34.196	28.561	23.129	1'48.631	272,1	14:05'57.597
4	22.507	33.779	28.647	23.181	1'48.114	280,0	14:07'45.711
5	22.456	33.844	28.446	23.157	1'47.903	278,5	14:09'33.614
6	22.569	33.840	28.628	23.250	1'48.287	277,8	14:11'21.901

7	22.511	33.891	28.617	23.265	1'48.284	277,8	14:13'10.185
8	22.558	33.823	28.678	23.106	1'48.165	277,8	14:14'58.350
9	22.492	33.836	28.610	23.173	1'48.111	278,5	14:16'46.461
10	22.511	33.899	28.527	23.193	1'48.130	277,8	14:18'34.591
11	22.676	33.844	28.594	23.224	1'48.338	276,3	14:20'22.929
12	22.466	33.911	28.833	23.266	1'48.476	277,1	14:22'11.405
13	22.625	34.149	28.706	23.291	1'48.771	277,1	14:24'00.176
14	22.527	34.104	28.711	23.297	1'48.639	277,1	14:25'48.815
15	22.611	34.209	28.855	23.449	1'49.124	276,3	14:27'37.939

Race Time 27'07.108

5° 21 M. RINALDI [1'48.057]							
Lap	Seg1	Seg2	Seg3	Seg4	Lap Time	km/h	Local Time
1		34.627	28.794	23.405	1'51.219	216,9	14:02'22.050
2	22.501	33.855	28.604	23.570	1'48.530	279,3	14:04'10.580
3	22.415	33.908	28.715	23.358	1'48.396	280,7	14:05'58.976
4	22.432	33.906	28.609	23.468	1'48.415	285,3	14:07'47.391
5	22.329	33.739	28.539	23.450	1'48.057	283,8	14:09'35.448
6	22.429	34.271	28.820	23.174	1'48.694	280,7	14:11'24.142
7	22.459	33.878	28.588	23.241	1'48.166	280,7	14:13'12.308
8	22.511	33.904	28.749	23.258	1'48.422	279,3	14:15'00.730
9	22.444	33.970	28.666	23.331	1'48.411	282,2	14:16'49.141
10	22.504	33.990	28.746	23.427	1'48.667	278,5	14:18'37.808
11	22.375	33.875	28.630	23.246	1'48.126	281,5	14:20'25.934
12	22.415	34.182	28.898	23.381	1'48.876	282,2	14:22'14.810
13	22.584	34.046	28.748	23.455	1'48.833	277,1	14:24'03.643
14	22.619	34.378	28.752	23.624	1'49.373	274,9	14:25'53.016
15	22.798	34.307	29.040	23.821	1'49.966	274,2	14:27'42.982

Race Time 27'12.151

6° 28 B. RAY [1'48.373]							
Lap	Seg1	Seg2	Seg3	Seg4	Lap Time	km/h	Local Time
1		34.554	28.754	23.411	1'51.383	223,8	14:02'22.214
2	22.618	33.951	28.557	23.342	1'48.468	274,9	14:04'10.682
3	22.602	33.992	28.547	23.278	1'48.419	276,3	14:05'59.101
4	22.622	33.989	28.477	23.625	1'48.713	280,0	14:07'47.814
5	22.710	33.928	28.548	23.187	1'48.373	277,1	14:09'36.187
6	22.734	34.084	28.586	23.392	1'48.796	274,2	14:11'24.983
7	22.727	33.965	28.650	23.197	1'48.539	273,5	14:13'13.522
8	22.598	34.009	28.633	23.286	1'48.526	277,1	14:15'02.048
9	22.591	34.084	28.719	23.425	1'48.819	277,8	14:16'50.867
10	22.740	34.054	28.817	23.336	1'48.947	277,8	14:18'39.814
11	22.718	34.032	28.851	23.473	1'49.074	273,5	14:20'28.888
12	23.021	34.357	28.703	23.073	1'49.154	267,9	14:22'18.042
13	22.909	33.971	28.567	23.227	1'48.674	272,1	14:24'06.716
14	22.858	34.069	28.557	23.237	1'48.721	273,5	14:25'55.437
15	22.844	33.959	28.516	23.282	1'48.601	273,5	14:27'44.038

Race Time 27'13.207

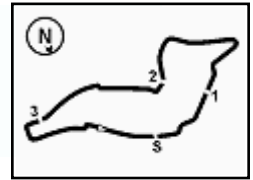
7° 76 L. BAZ [1'48.425]							
Lap	Seg1	Seg2	Seg3	Seg4	Lap Time	km/h	Local Time
1		34.886	28.937	23.434	1'52.033	219,1	14:02'22.864
2	22.589	34.102	29.060	23.241	1'48.992	277,8	14:04'11.856
3	22.689	34.032	28.726	23.255	1'48.702	279,3	14:06'00.558
4	22.720	33.887	28.669	23.253	1'48.529	279,3	14:07'49.087
5	22.688	34.046	28.607	23.458	1'48.799	277,8	14:09'37.886
6	22.570	34.023	28.598	23.271	1'48.462	280,0	14:11'26.348
7	22.635	33.956	28.671	23.352	1'48.614	280,0	14:13'14.962
8	22.529	34.011	28.691	23.360	1'48.591	280,7	14:15'03.553
9	22.506	33.961	28.760	23.198	1'48.425	281,5	14:16'51.978
10	22.529	34.083	28.835	23.252	1'48.699	281,5	14:18'40.677
11	22.622	33.957	28.773	23.371	1'48.723	279,3	14:20'29.400
12	22.886	34.325	28.695	23.266	1'49.172	272,1	14:22'18.572
13	22.690	34.081	28.663	23.360	1'48.794	277,8	14:24'07.366
14	22.698	34.150	28.714	23.361	1'48.923	278,5	14:25'56.289
15	22.631	34.146	28.687	23.394	1'48.858	278,5	14:27'45.147

16/07/2023

P = Pits In/Out - C = Lap Time Cancelled

These data/results cannot be reproduced, stored and/or transmitted in whole or in part by any manner of electronic, mechanical, photocopying, recording, broadcasting or otherwise now known or herein after developed without the previous express consent by the copyright owner, except for reproduction in daily press and regular printed publications on sale to the public within 60 days of the event related to those data/results and always provided that copyright symbol appears together as follows below.

© DORNA WSBK ORGANIZATION Srl 2023



Imola Circuit 4.936 m

2 / 4

Prometeon Italian Round, 14-16 July 2023 Chronological Analysis Race 2

Start at 14:00'30.831

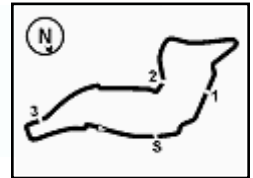
8° 45 S. REDDING [1'48.381]								
Lap	Seg1	Seg2	Seg3	Seg4	Lap Time	km/h	Local Time	
1		34.489	28.721	23.286	1'50.856	222,8	14:02'21.687	
2	22.474	33.885	28.692	23.475	1'48.526	279,3	14:04'10.213	
3	22.570	33.985	28.630	23.196	1'48.381	282,2	14:05'58.594	
4	22.616	33.976	28.450	23.947	1'48.989	279,3	14:07'47.583	
5	22.541	33.905	28.660	23.364	1'48.470	281,5	14:09'36.053	
6	22.568	34.101	28.647	23.439	1'48.755	280,7	14:11'24.808	
7	22.512	33.940	28.654	23.326	1'48.432	280,7	14:13'13.240	
8	22.542	34.046	28.656	23.352	1'48.596	280,7	14:15'01.836	
9	22.550	34.034	28.812	23.409	1'48.805	282,2	14:16'50.641	
10	22.636	34.126	28.826	23.348	1'48.936	280,7	14:18'39.577	
11	22.585	34.100	28.933	23.637	1'49.255	280,7	14:20'28.832	
12	22.896	35.346	28.698	23.349	1'50.289	277,8	14:22'19.121	
13	22.544	34.020	28.731	23.226	1'48.521	281,5	14:24'07.642	
14	22.705	34.070	28.732	23.345	1'48.852	281,5	14:25'56.494	
15	22.676	34.117	28.741	23.575	1'49.109	275,6	14:27'45.603	
Race Time 27'14.316								
12° 77 D. AEGERTER [1'49.020]								
Lap	Seg1	Seg2	Seg3	Seg4	Lap Time	km/h	Local Time	
1			35.054	29.010	23.647	1'52.796	222,4	14:02'23.627
2	22.625	34.185	28.822	23.509	1'49.141	277,1	14:04'12.768	
3	22.726	34.136	28.747	23.518	1'49.127	276,3	14:06'01.895	
4	22.720	34.115	28.777	23.408	1'49.020	278,5	14:07'50.915	
5	22.625	34.075	28.771	23.736	1'49.207	280,7	14:09'40.122	
6	22.766	34.196	28.900	23.395	1'49.257	274,2	14:11'29.379	
7	22.731	34.082	28.779	23.527	1'49.119	280,0	14:13'18.498	
8	22.688	34.265	28.994	23.375	1'49.322	279,3	14:15'07.820	
9	22.976	34.122	28.957	23.532	1'49.587	275,6	14:16'57.407	
10	22.631	34.519	28.885	23.471	1'49.506	277,1	14:18'46.913	
11	22.685	34.353	28.860	23.738	1'49.636	277,1	14:20'36.549	
12	23.597	34.476	29.569	23.601	1'51.243	263,3	14:22'27.792	
13	22.776	34.136	28.802	23.490	1'49.204	274,9	14:24'16.996	
14	22.759	34.337	28.939	23.385	1'49.420	277,8	14:26'06.416	
15	22.745	34.535	28.791	24.423	1'50.494	280,0	14:27'56.910	
Race Time 27'24.211								
13° 31 G. GERLOFF [1'48.754]								
Lap	Seg1	Seg2	Seg3	Seg4	Lap Time	km/h	Local Time	
1			35.474	29.378	24.065	1'54.729	221,4	14:02'25.560
2	22.560	34.465	29.089	23.715	1'49.829	272,1	14:04'15.389	
3	22.886	34.451	29.048	23.508	1'49.893	267,9	14:06'05.282	
4	22.692	34.406	28.759	23.430	1'49.287	268,6	14:07'54.569	
5	22.992	34.595	28.553	23.248	1'49.388	284,5	14:09'43.957	
6	22.707	34.223	28.856	23.471	1'49.257	285,3	14:11'33.214	
7	22.621	34.070	28.810	23.325	1'48.826	285,3	14:13'22.040	
8	22.686	34.095	28.698	23.275	1'48.754	283,8	14:15'10.794	
9	22.752	34.112	29.504	23.432	1'49.800	283,0	14:17'00.594	
10	22.616	34.167	28.736	23.351	1'48.870	280,7	14:18'49.464	
11	22.712	34.209	28.687	23.428	1'49.036	281,5	14:20'38.500	
12	22.819	34.151	29.114	23.397	1'49.481	282,2	14:22'27.981	
13	22.924	34.155	28.767	23.362	1'49.208	267,9	14:24'17.189	
14	22.798	34.274	29.107	23.287	1'49.466	273,5	14:26'06.655	
15	22.744	34.491	28.927	24.190	1'50.352	274,9	14:27'57.007	
Race Time 27'26.079								
14° 97 X. VIERGE [1'48.956]								
Lap	Seg1	Seg2	Seg3	Seg4	Lap Time	km/h	Local Time	
1			35.028	28.857	23.485	1'52.373	227,6	14:02'23.204
2	22.643	34.477	28.722	23.336	1'49.178	281,5	14:04'12.382	
3	22.704	34.245	28.892	23.393	1'49.234	283,8	14:06'01.616	
4	22.646	34.246	28.718	23.346	1'48.956	281,5	14:07'50.572	
5	22.647	34.156	28.754	23.494	1'49.051	283,0	14:09'39.623	
6	22.783	34.410	28.782	23.230	1'49.205	279,3	14:11'28.828	
7	22.689	34.542	28.727	23.375	1'49.333	281,5	14:13'18.161	
8	22.753	34.433	28.787	23.403	1'49.376	281,5	14:15'07.537	
9	22.686	34.478	28.821	23.619	1'49.604	281,5	14:16'57.141	
10	22.670	34.632	28.749	23.391	1'49.442	282,2	14:18'46.583	
11	22.712	34.565	28.969	23.668	1'49.914	279,3	14:20'36.497	
12	22.825	34.759	29.252	23.473	1'50.309	280,7	14:22'26.806	
13	22.752	34.605	29.061	23.355	1'49.773	283,0	14:24'16.579	
14	22.698	34.498	28.934	23.429	1'49.559	283,0	14:26'06.138	
Race Time 27'23.767								
11° 87 R. GARDNER [1'48.630]								
Lap	Seg1	Seg2	Seg3	Seg4	Lap Time	km/h	Local Time	
1		35.189	29.153	23.632	1'53.299	228,6	14:02'24.130	
2	23.152	34.278	29.135	24.148	1'50.713	265,3	14:04'14.843	
3	22.824	34.164	28.839	23.482	1'49.309	278,5	14:06'04.152	
4	22.754	34.061	28.857	23.349	1'49.021	279,3	14:07'53.173	
5	22.568	35.085	28.836	23.450	1'49.939	279,3	14:09'43.112	
Race Time 27'23.767								
9° 9 D. PETRUCCI [1'48.684]								
Lap	Seg1	Seg2	Seg3	Seg4	Lap Time	km/h	Local Time	
1		34.861	28.750	23.616	1'51.825	217,3	14:02'22.656	
2	22.600	34.055	29.059	23.661	1'49.375	280,7	14:04'12.031	
3	22.759	34.132	28.811	23.347	1'49.049	280,0	14:06'01.080	
4	22.718	34.014	28.804	23.465	1'49.001	277,8	14:07'50.081	
5	22.607	34.046	28.746	23.285	1'48.684	278,5	14:09'38.765	
6	22.641	34.036	28.780	23.350	1'48.807	280,7	14:11'27.572	
7	22.663	34.084	28.764	23.315	1'48.826	277,8	14:13'16.398	
8	22.589	33.984	28.855	23.289	1'48.717	278,5	14:15'05.115	
9	22.616	34.262	28.871	23.331	1'49.080	277,1	14:16'54.195	
10	22.762	34.107	28.798	23.273	1'48.940	277,8	14:18'43.135	
11	22.767	34.200	28.888	23.328	1'49.183	276,3	14:20'32.318	
12	22.757	34.437	29.008	23.432	1'49.634	277,8	14:22'21.952	
13	22.885	34.228	28.966	23.322	1'49.401	276,3	14:24'11.353	
14	22.808	34.278	29.062	23.592	1'49.740	275,6	14:26'01.093	
15	22.740	34.412	29.083	23.622	1'49.857	274,9	14:27'50.950	
Race Time 27'20.119								
10° 71 L. LECUONA [1'48.610]								
Lap	Seg1	Seg2	Seg3	Seg4	Lap Time	km/h	Local Time	
1		35.175	29.329	23.920	1'54.382	227,6	14:02'25.213	
2	22.637	34.160	29.026	23.490	1'49.313	282,2	14:04'14.526	
3	22.706	34.001	28.686	23.348	1'48.741	280,0	14:06'03.267	
4	22.488	34.085	28.677	23.431	1'48.681	284,5	14:07'51.948	
5	22.555	34.061	28.639	23.355	1'48.610	283,8	14:09'40.558	
6	22.744	34.333	28.794	23.387	1'49.258	271,4	14:11'29.816	
7	22.626	34.057	28.802	23.478	1'48.963	283,0	14:13'18.779	
8	22.721	34.242	28.917	23.333	1'49.213	274,9	14:15'07.992	
9	22.910	34.259	28.912	23.530	1'49.611	283,0	14:16'57.603	
10	22.649	34.561	28.878	23.550	1'49.638	274,2	14:18'47.241	
11	22.617	34.330	28.834	23.595	1'49.376	280,7	14:20'36.617	
12	22.814	34.772	28.881	23.477	1'49.944	275,6	14:22'26.561	
13	22.781	34.134	28.746	23.350	1'49.011	277,1	14:24'15.572	
14	22.678	34.195	28.781	23.584	1'49.238	278,5	14:26'04.810	
15	22.828	34.267	28.946	23.747	1'49.788	278,5	14:27'54.598	
Race Time 27'23.767								
11° 87 R. GARDNER [1'48.630]								
Lap	Seg1	Seg2	Seg3	Seg4	Lap Time	km/h	Local Time	
1		35.189	29.153	23.632	1'53.299	228,6	14:02'24.130	
2	23.152	34.278	29.135	24.148	1'50.713	265,3	14:04'14.843	
3	22.824	34.164	28.839	23.482	1'49.309	278,5	14:06'04.152	
4	22.754	34.061	28.857	23.349	1'49.021	279,3	14:07'53.173	
5	22.568	35.085	28.836	23.450	1'49.939	279,3	14:09'43.112	
Race Time 27'23.767								

16/07/2023 P = Pits In/Dut - C = Lap Time Cancelled

These data/results cannot be reproduced, stored and/or transmitted in whole or in part by any manner of electronic, mechanical, photocopying, recording, broadcasting or otherwise now known or herein after developed without the previous express consent by the copyright owner, except for reproduction in daily press and regular printed publications on sale to the public within 60 days of the event related to those data/results and always provided that copyright symbol appears together as follows below.

© DORNA WSBK ORGANIZATION Srl 2023





Imola Circuit 4.936 m

Prometeon Italian Round, 14-16 July 2023

Chronological Analysis Race 2

Start at 14:00'30.831

3 / 4

15° 5 P. DETTL (1'49.354)														
Lap	Seg1	Seg2	Seg3	Seg4	Lap Time	km/h	Local Time							
1		35.187	29.329	23.760	1'53.660	224,7	14:02'24.491							
2	22.903	34.487	29.321	23.845	1'50.556	268,6	14:04'15.047							
3	22.763	34.433	28.913	23.672	1'49.781	274,2	14:06'04.828							
4	22.522	34.269	28.880	23.746	1'49.417	281,5	14:07'54.245							
5	22.513	34.394	28.873	23.591	1'49.371	280,7	14:09'43.616							
6	22.846	34.240	29.006	23.953	1'50.045	280,7	14:11'33.661							
7	22.665	34.187	28.969	23.533	1'49.354	281,5	14:13'23.015							
8	22.641	34.306	28.827	23.947	1'49.721	275,6	14:15'12.736							
9	22.729	34.257	29.165	23.644	1'49.795	273,5	14:17'02.531							
10	22.715	34.530	29.189	23.565	1'49.999	280,7	14:18'52.530							
11	22.705	34.538	29.380	23.595	1'50.218	275,6	14:20'42.748							
12	22.827	34.683	29.113	23.723	1'50.346	275,6	14:22'33.094							
13	22.724	34.366	29.007	23.651	1'49.748	274,9	14:24'22.842							
14	22.712	34.449	29.053	23.588	1'49.802	274,2	14:26'12.644							
15	22.727	34.449	29.023	24.126	1'50.325	277,8	14:28'02.969							
Race Time 27'26.196														

19° 51 E. GRANADO (1'50.072)															
Lap	Seg1	Seg2	Seg3	Seg4	Lap Time	km/h	Local Time								
1						35.414	29.680	23.884	1'55.418	228,1	14:02'26.249				
2	23.036					34.673	29.289	23.820	1'50.818	268,6	14:04'17.067				
3	22.973					34.517	29.043	23.672	1'50.205	273,5	14:06'07.272				
4	23.078	34.441				29.153	23.400	1'50.072	275,6	14:07'57.344					
5	23.049	34.458				29.288	23.584	1'50.379	274,9	14:09'47.723					
6	22.931	34.998				29.279	23.706	1'50.914	272,8	14:11'38.637					
7	22.962	35.058				29.479	23.924	1'51.423	272,8	14:13'30.060					
8	22.950	35.071				29.367	23.740	1'51.128	275,6	14:15'21.188					
9	23.005	35.452				29.451	23.723	1'51.631	276,3	14:17'12.819					
10	23.114	34.599				29.270	23.758	1'50.741	268,6	14:19'03.560					
11	23.107	34.638				29.411	23.674	1'50.830	270,7	14:20'54.390					
12	23.028	34.743				29.362	23.695	1'50.828	274,2	14:22'45.218					
13	23.087	34.667				29.207	23.862	1'50.823	272,8	14:24'36.041					
14	23.148	34.636				29.310	23.864	1'50.958	272,1	14:26'26.999					
15	23.100	34.644				29.288	23.987	1'51.019	272,1	14:28'18.018					
Race Time 27'46.860															

16° 34 L. BALDASSARRI (1'49.510)														
Lap	Seg1	Seg2	Seg3	Seg4	Lap Time	km/h	Local Time							
1		35.433	29.395	24.246	1'54.637	225,7	14:02'25.468							
2	22.926	34.377	29.188	23.575	1'50.066	267,3	14:04'15.534							
3	22.934	34.498	29.090	23.547	1'50.069	269,3	14:06'05.603							
4	22.842	34.288	28.971	23.495	1'49.596	275,6	14:07'55.199							
5	22.745	34.818	29.033	23.322	1'49.918	279,3	14:09'45.117							
6	22.846	34.247	29.118	23.518	1'49.729	274,9	14:11'34.846							
7	22.964	34.129	29.253	23.709	1'50.055	274,9	14:13'24.901							
8	23.079	34.486	29.212	23.534	1'50.311	271,4	14:15'15.212							
9	22.952	34.333	28.961	23.447	1'49.693	272,8	14:17'04.905							
10	22.901	34.230	29.002	23.377	1'49.510	274,2	14:18'54.415							
11	22.972	34.207	29.005	23.584	1'49.768	272,1	14:20'44.183							
12	23.013	34.230	29.108	23.344	1'49.695	267,9	14:22'33.878							
13	22.897	34.402	28.938	23.373	1'49.610	272,1	14:24'23.488							
14	22.854	34.338	28.931	23.422	1'49.545	274,2	14:26'13.033							
15	22.961	34.155	29.026	23.950	1'50.092	273,5	14:28'03.125							
Race Time 27'32.294														

RET 22 A. LOWES (1'47.833)															
Lap	Seg1	Seg2	Seg3	Seg4	Lap Time	km/h	Local Time								
1						34.368	28.668	23.253	1'50.541	221,4	14:02'21.372				
2	22.434					33.872	28.612	23.032	1'47.950	276,3	14:04'09.322				
3	22.642					34.090	28.700	23.029	1'48.461	266,6	14:05'57.783				
4	22.511	33.847				28.621	23.186	1'48.165	274,2	14:07'45.948					
5	22.569	34.379				28.656	22.990	1'48.594	274,9	14:09'34.542					
6	22.681	33.663	28.494	22.995	1'47.833	275,6	14:11'22.375								
7	22.575	33.751	28.620	23.170	1'48.116	279,3	14:13'10.491								
8	22.656	33.901	28.635	23.060	1'48.252	277,1	14:14'58.743								
9	22.518	33.866	28.631	23.105	1'48.120	277,8	14:16'46.863								
10	22.543	33.896	28.682	23.133	1'48.254	279,3	14:18'35.117								
11	22.705	33.734	28.594	23.172	1'48.205	277,8	14:20'23.322								
Race Time 19'52.491															

RET 32 I. VINALES (1'50.977)															
Lap	Seg1	Seg2	Seg3	Seg4	Lap Time	km/h	Local Time								
1						35.684	29.798	24.021	1'56.073	222,8	14:02'26.904				
2	23.218					34.740	29.303	23.785	1'51.046	267,3	14:04'17.950				
3	22.988					34.669	29.362	23.983	1'51.002	273,5	14:06'08.952				
4	23.114					34.670	29.405	23.830	1'51.019	270,0	14:07'59.971				
5	23.095	34.669				29.490	23.871	1'51.125	270,0	14:09'51.096					
6	23.361	34.597				29.410	24.062	1'51.430	256,9	14:11'42.526					
7	23.125	34.687				29.650	23.958	1'51.420	271,4	14:13'33.946					
8	23.129	34.676				29.330	23.842	1'50.977	271,4	14:15'24.923					
Race Time 14'54.092															

RET 52 O. KONIG (1'51.417)															
Lap	Seg1	Seg2	Seg3	Seg4	Lap Time	km/h	Local Time								
1						35.937	29.836	23.994	1'56.338	229,1	14:02'27.169				
2	23.390					34.948	29.511	23.875	1'51.724	266,6	14:04'18.893				
3	23.466					35.174	29.294	24.514	1'52.448	271,4	14:06'11.341				
4	23.484	34.905				29.381	23.647	1'51.417	262,0	14:08'02.758					
5	23.236	35.067				29.696	23.795	1'51.794	273,5	14:09'54.552					

16/07/2023 P = Pits In/Out - C = Lap Time Cancelled

These data/results cannot be reproduced, stored and/or transmitted in whole or in part by any manner of electronic, mechanical, photocopying, recording, broadcasting or otherwise now known or herein after developed without the previous express consent by the copyright owner, except for reproduction in daily press and regular printed publications on sale to the public within 60 days of the event related to those data/results and always provided that copyright symbol appears together as follows below.

© DORNA WSBK ORGANIZATION Srl 2023

Prometeon Italian Round, 14-16 July 2023

Chronological Analysis Race 2

Start at 14:00'30.831

6	23.393	35.143	29.663	23.808	1'52.007	271,4	14:11'46.559
7	23.401	35.019	29.641	23.995	1'52.056	272,8	14:13'38.615

Race Time 13'07.784

RET 91 L. HASLAM [1'48.884]							
Lap	Seg.1	Seg.2	Seg.3	Seg.4	Lap Time	km/h	Local Time
1		35.146	29.150	23.628	1'53.073	223,8	14:02'23.904
2	22.739	34.114	29.028	23.300	1'49.181	264,6	14:04'13.085
3	22.666	34.132	28.838	23.445	1'49.081	270,7	14:06'02.166
4	22.665	34.222	28.900	23.516	1'49.303	274,9	14:07'51.469
5	22.635	33.887	28.885	23.477	1'48.884	278,5	14:09'40.353
6	22.772	34.306	29.616	23.550	1'50.244	269,3	14:11'30.597

Race Time 10'59.766

RET 53 T. RABAT [1'49.787]							
Lap	Seg.1	Seg.2	Seg.3	Seg.4	Lap Time	km/h	Local Time
1		35.315	29.321	23.795	1'53.946	226,6	14:02'24.777
2	22.904	34.715	29.097	23.663	1'50.379	269,3	14:04'15.156
3	22.950	34.472	28.950	23.655	1'50.027	265,9	14:06'05.183
4	22.657	34.405	29.028	23.697	1'49.787	283,0	14:07'54.970

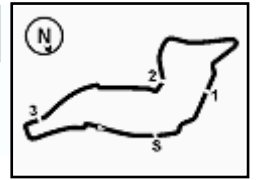
Race Time 7'24.139

16/07/2023

P = Pits In/Out - C = Lap Time Cancelled

These data/results cannot be reproduced, stored and/or transmitted in whole or in part by any manner of electronic, mechanical, photocopying, recording, broadcasting or otherwise now known or herein after developed without the previous express consent by the copyright owner, except for reproduction in daily press and regular printed publications on sale to the public within 60 days of the event related to those data/results and always provided that copyright symbol appears together as follows below.

© DORNA WSBK ORGANIZATION Srl 2023



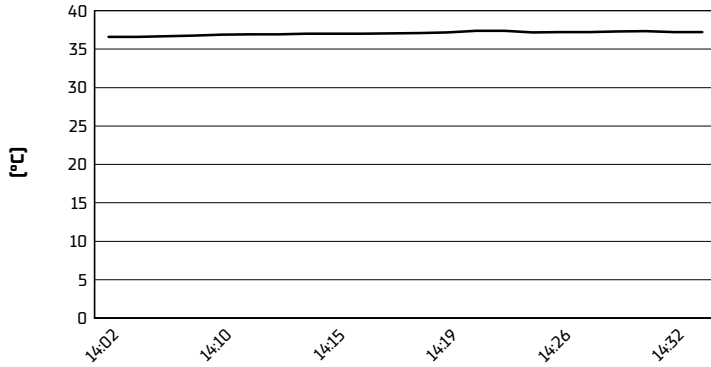
Imola Circuit 4.936 m

Prometeon Italian Round, 14-16 July 2023

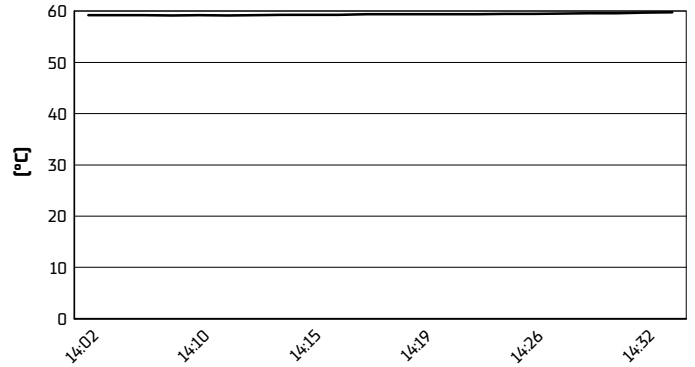
Weather Report Race 2

Session started 14:01 - Session ended 14:34

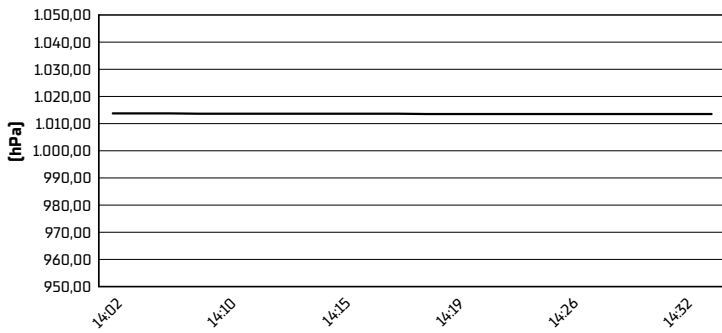
Air Temperature



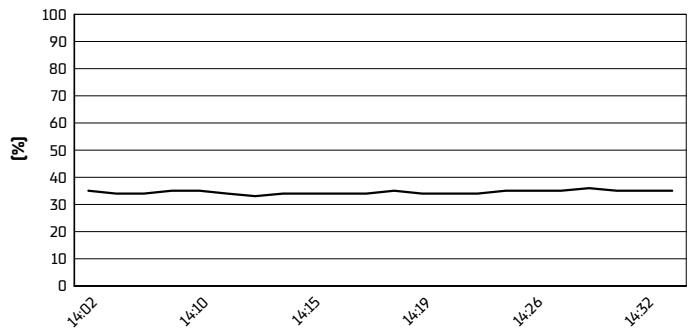
Track Temperature



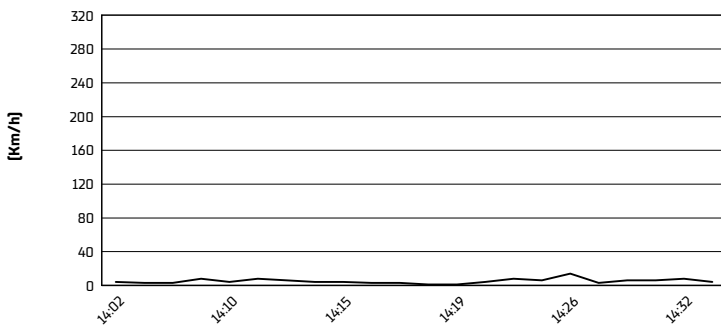
Air Pressure



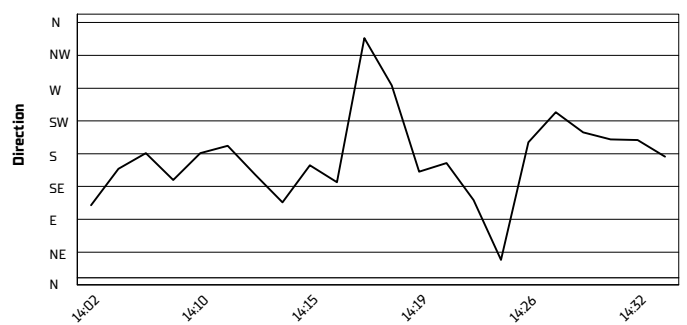
Humidity



Wind Speed



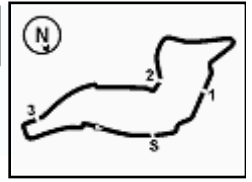
Wind Direction



16/07/2023

These data/results cannot be reproduced, stored and/or transmitted in whole or in part by any manner of electronic, mechanical, photocopying, recording, broadcasting or otherwise now known or herein after developed without the previous express consent by the copyright owner, except for reproduction in daily press and regular printed publications on sale to the public within 60 days of the event related to those data/results and always provided that copyright symbol appears together as follows below.

© DORNA WSBK ORGANIZATION Srl 2023



Imola Circuit 4.936 m

Prometeon Italian Round, 14-16 July 2023

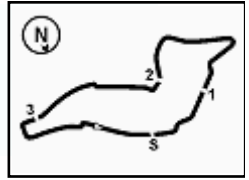
Manufacturers Standings

	Points	Points From First	Points From Previous	February 26		March 5		April 23		May 7		June 4		July 2		July 16		July 30		September 10		September 24		October 1		October 15			
				PHILLIP ISLAND	MANDALIKA	ASSEN	BARCELONA	MISANO	DONINGTON PARK	IMOLA	MOST	MAGNY-COURS	ARAGON	PORTIMAO	VILLICUM														
1 DUCATI	416			25 25 12	25 25 5	25 25 12	25 25 12	25 25 12	25 25 12	25 25 12	25 25 9	25 20 9																	
2 YAMAHA	337	79		16 16 7	20 20 12	16 20 7	20 20 9	16 20 9	20 20 12	20 20 12	20 25 12																		
3 KAWASAKI	222	194	115	20 8 6	7 3 7	20 7 9	16 13 5	11 13 5	16 11 7	16 16 6																			
4 HONDA	123	293	99	10 10 2	9 16 4	5 2 1	10 10 6	8 11 2	5 2	4 6																			
5 BMW	118	298	5	7 4	10 6 2	6 9 2	7 6 3	5 8 1	8 13 3	8 9 1																			

16/07/2023 First Line: Race 1 & 2 - Second Line: Tissot Superpole Race

These data/results cannot be reproduced, stored and/or transmitted in whole or in part by any manner of electronic, mechanical, photocopying, recording, broadcasting or otherwise now known or herein after developed without the previous express consent by the copyright owner, except for reproduction in daily press and regular printed publications on sale to the public within 60 days of the event related to those data/results and always provided that copyright symbol appears together as follows below.

© DORNA WSBK ORGANIZATION Srl 2023



Prometeon Italian Round, 14-16 July 2023

Team Standings

		February 26 PHILIP ISLAND	March 5 MANDALIKA	April 23 ASSEN	May 7 BARCELONA	June 4 MISANO	July 2 DONINGTON PARK	July 16 IMOLA	July 30 MOST	September 10 MAGNY-COURS	September 24 ARAGON	October 1 PORTIMAO	October 15 VILLICUM	
1 Pata Yamaha Prometeon WorldSBK		529												
RAZGATLIOGLU Toprak	321	16 7	20 20 12	16 20 7	20 20 9	16 20 9	20 20 12	20 25 12						
LOCATELLI Andrea	208	13 16 5	16 11 9	13 16 5	13 9 7	4 10 3	11 8 6	13 13 7						
2 Aruba.it Racing - Ducati		520 [-9]												
BAUTISTA Alvaro	391	25 25 12	25 25	25 25 12	25 25	25 25 12	25 25 12	25 9						
RINALDI Michael Ruben	129	2 20 9	13 3	1 6	16 2	20 7	3	11 11 5						
3 Kawasaki Racing Team WorldSBK		310 [-219]												
REA Jonathan	201	20 8 3	7 6	20 9	16 11	11 13 5	16 11 7	16 16 6						
LOWES Alex	109	6	6 3 7	9 7 6	13 5	9 4	10 10 4	7 3						
4 GYTR GRT Yamaha WorldSBK Team*		180 [-349]												
AEGERTER Dominique	101	3 9	8 4	10 13 3	11 8 4	10 5	4 5	4						
GARDNER Remy	79	4 6	9	8 10	6 3	7 6	6 4	5 5						
5 Motocorsa Racing*		179 [-350]												
BASSANI Axel	179	11 13 1	13 8 5	11 11 4	9 5	13 16 6	9 9 2	9 20 4						
6 Team HRC		170 [-359]												
VIERGE Xavi	98	9 5	9 16 4	5 1	8 10 1	6 11 2	5	4 2						
LECUONA Iker	72	10 10 2	4 7	10 7 6	8	2	6							
7 Barni Spark Racing Team*		117 [-412]												
PETRUCCI Danilo	117	8 7	11 10	7 8	4	9	13 16 5	10 7 2						
8 ROKIT BMW Motorrad WorldSBK Team		110 [-419]												
REDDING Scott	78	7 3	6 1	6 9 2	5 2	8 13 1	6 8 1							
VAN DER MARK Michael	19	4	10 2	3										
SVKES Tom	10					3 7								
HASLAM Leon	2						2							
LOPES Ivo Miguel	1				1									
9 Bonovo Action BMW*		97 [-432]												
GERLOFF Garrett	67	6 2	2 5	4 4	7 6 3	3 8 1	7 3	3 3						
BAZ Loris	30	1	5		3	4		8 9						
10 Team GoEleven*		53 [-476]												
OETTL Philipp	53	5 11 4	3	2 5	5 2	2 7	6	1						
11 Yamaha Motoxrcing WorldSBK Team		19 [-510]												
RAY Bradley	19				4 1		3	1 10						

16/07/2023

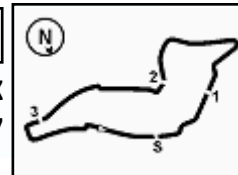
* Independent teams

These data/results cannot be reproduced, stored and/or transmitted in whole or in part by any manner of electronic, mechanical, photocopying, recording, broadcasting or otherwise now known or herein after developed without the previous express consent by the copyright owner, except for reproduction in daily press and regular printed publications on sale to the public within 60 days of the event related to those data/results and always provided that copyright symbol appears together as follows below.

© DORNA WSBK ORGANIZATION Srl 2023

FICR PERUGIA TIMING





Prometeon Italian Round, 14-16 July 2023

Team Standings

	February 26 PHILIP ISLAND	March 5 MANDALIKA	April 23 ASSEN	May 7 BARCELONA	June 4 MISANO	July 2 DONINGTON PARK	July 16 IMOLA	July 30 MOST	September 10 MAGNY-COURS	September 24 ARAGON	October 1 PORTIMAO	October 15 VILLICUM	
12 GMT94 Yamaha*	9 [-520]												
BALDASSARRI Lorenzo	9	1	2	3		1	2						
13 PETRONAS MIE Racing HONDA Team*	8 [-521]												
SYAHRIN Hafizh	8	1		1	2	2		1	1				
14 TPR Team Pedercini Racing*	1 [-528]												
VINALES Isaac	1						1						
15 Kawasaki Puccetti Racing*	1 [-528]												
SYKES Tom	1			1									

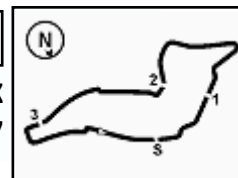
16/07/2023

These data/results cannot be reproduced, stored and/or transmitted in whole or in part by any manner of electronic, mechanical, photocopying, recording, broadcasting or otherwise now known or herein after developed without the previous express consent by the copyright owner, except for reproduction in daily press and regular printed publications on sale to the public within 60 days of the event related to those data/results and always provided that copyright symbol appears together as follows below.

© DORNA WSBK ORGANIZATION Srl 2023

FICR PERUGIA TIMING





Prometeon Italian Round, 14-16 July 2023

Team Standings

	February 26 PHILLIP ISLAND	March 5 MANDALIKA	April 23 ASSEN	May 7 BARCELONA	June 4 MISANO	July 2 DONINGTON PARK	July 16 IMOLA	July 30 MOST	September 10 MAGNY-COURS	September 24 ARAGON	October 1 PORTIMAO	October 15 VILLICUM
--	-------------------------------	----------------------	-------------------	--------------------	------------------	--------------------------	------------------	-----------------	-----------------------------	------------------------	-----------------------	------------------------

Independent Teams												
1 GYTR GRT Yamaha WorldSBK Team 180												
AEGERTER Dominique	101	3 9	8 4	10 13	11 8	10 5	4 5	4				
GARDNER Remy	79	4 6	9	8 10	6 3	7 6	6 4	5 5				
2 Motocorsa Racing 179 [-1]												
BASSANI Axel	179	11 13 1	13 8 5	11 11 4	9 5	13 16 6	9 9 2	9 20 4				
3 Barni Spark Racing Team 117 [-63]												
PETRUCCI Danilo	117	8 7	11 10	7 8	4	9	13 16 5	10 7 2				
4 Bonovo Action BMW 97 [-83]												
GERLOFF Garrett	67	6 2	2 5	4 4	7 6 3	3 8 1	7 3	3 3				
BAZ Loris	30	1	5		3	4		8 9				
5 Team GoEleven 53 [-127]												
OETTL Philipp	53	5 11 4	3	2 5	5 2	2 7	6	1				
6 GMT94 Yamaha 9 [-171]												
BALDASSARRI Lorenzo	9		1 2	3		1	2					
7 PETRONAS MIE Racing HONDA Team 8 [-172]												
SYAHRIN Hafizh	8	1	1	2 2		1	1					
8 TPR Team Pedercini Racing 1 [-179]												
VINALES Isaac	1						1					
9 Kawasaki Puccetti Racing 1 [-179]												
SYKES Tom	1			1								

16/07/2023

These data/results cannot be reproduced, stored and/or transmitted in whole or in part by any manner of electronic, mechanical, photocopying, recording, broadcasting or otherwise now known or herein after developed without the previous express consent by the copyright owner, except for reproduction in daily press and regular printed publications on sale to the public within 60 days of the event related to those data/results and always provided that copyright symbol appears together as follows below.

© DORNA WSBK ORGANIZATION Srl 2023

FICR PERUGIA TIMING



Prometeon Italian Round, 14-16 July 2023

Race Winners

	2020	2021	2022	2023
01 Philip Island	RC1: Razgatlioglu T. (TUR) YAM SPRC: Rea J. (GBR) KAW RC2: Lowes A. (GBR) KAW		RC1: Rea J. (GBR) KAW SPRC: Bautista A. (ESP) DUC RC2: Bautista A. (ESP) DUC	RC1: Bautista A. (ESP) DUC SPRC: Bautista A. (ESP) DUC RC2: Bautista A. (ESP) DUC
02 Mandalika		RC1: Rea J. (GBR) KAW RC2: Rea J. (GBR) KAW	RC1: Razgatlioglu T. (TUR) YAM SPRC: Razgatlioglu T. (TUR) YAM RC2: Razgatlioglu T. (TUR) YAM	RC1: Bautista A. (ESP) DUC SPRC: Razgatlioglu T. (TUR) YAM RC2: Bautista A. (ESP) DUC
03 Assen		RC1: Rea J. (GBR) KAW SPRC: Rea J. (GBR) KAW RC2: Rea J. (GBR) KAW	RC1: Rea J. (GBR) KAW SPRC: Rea J. (GBR) KAW RC2: Bautista A. (ESP) DUC	RC1: Bautista A. (ESP) DUC SPRC: Bautista A. (ESP) DUC RC2: Bautista A. (ESP) DUC
04 Barcelona	RC1: Rea J. (GBR) KAW SPRC: van der Mark M. (NED) YAM RC2: Davies C. (GBR) DUC	RC1: Redding S. (GBR) DUC SPRC: Rea J. (GBR) KAW RC2: Rinaldi M. (ITA) DUC	RC1: Bautista A. (ESP) DUC SPRC: Bautista A. (ESP) DUC RC2: Bautista A. (ESP) DUC	RC1: Bautista A. (ESP) DUC SPRC: Bautista A. (ESP) DUC RC2: Bautista A. (ESP) DUC
05 Misano		RC1: Rinaldi M. (ITA) DUC SPRC: Rinaldi M. (ITA) DUC RC2: Razgatlioglu T. (TUR) YAM	RC1: Bautista A. (ESP) DUC SPRC: Razgatlioglu T. (TUR) YAM RC2: Bautista A. (ESP) DUC	RC1: Bautista A. (ESP) DUC SPRC: Bautista A. (ESP) DUC RC2: Bautista A. (ESP) DUC
06 Donington		RC1: Razgatlioglu T. (TUR) YAM SPRC: Rea J. (GBR) KAW RC2: Razgatlioglu T. (TUR) YAM	RC1: Razgatlioglu T. (TUR) YAM SPRC: Razgatlioglu T. (TUR) YAM RC2: Razgatlioglu T. (TUR) YAM	RC1: Bautista A. (ESP) DUC SPRC: Razgatlioglu T. (TUR) YAM RC2: Bautista A. (ESP) DUC
07 Imola				RC1: Bautista A. (ESP) DUC SPRC: Razgatlioglu T. (TUR) YAM RC2: Razgatlioglu T. (TUR) YAM
08 Most		RC1: Razgatlioglu T. (TUR) YAM SPRC: Razgatlioglu T. (TUR) YAM RC2: Redding S. (GBR) DUC	RC1: Bautista A. (ESP) DUC SPRC: Razgatlioglu T. (TUR) YAM RC2: Razgatlioglu T. (TUR) YAM	
09 Magny-Cours	RC1: Rea J. (GBR) KAW SPRC: Rea J. (GBR) KAW RC2: Redding S. (GBR) DUC	RC1: Razgatlioglu T. (TUR) YAM SPRC: Rea J. (GBR) KAW RC2: Razgatlioglu T. (TUR) YAM	RC1: Bautista A. (ESP) DUC SPRC: Razgatlioglu T. (TUR) YAM RC2: Razgatlioglu T. (TUR) YAM	
10 Aragon	RC1: Redding S. (GBR) DUC SPRC: Rea J. (GBR) KAW RC2: Rea J. (GBR) KAW	RC1: Rea J. (GBR) KAW SPRC: Rea J. (GBR) KAW RC2: Redding S. (GBR) DUC	RC1: Rea J. (GBR) KAW SPRC: Bautista A. (ESP) DUC RC2: Bautista A. (ESP) DUC	
11 Portimao	RC1: Rea J. (GBR) KAW SPRC: Rea J. (GBR) KAW RC2: Rea J. (GBR) KAW	RC1: Razgatlioglu T. (TUR) YAM SPRC: van der Mark M. (NED) BMW RC2: Rea J. (GBR) KAW	RC1: Razgatlioglu T. (TUR) YAM SPRC: Razgatlioglu T. (TUR) YAM RC2: Bautista A. (ESP) DUC	
12 Villucium		RC1: Razgatlioglu T. (TUR) YAM SPRC: Razgatlioglu T. (TUR) YAM RC2: Redding S. (GBR) DUC	RC1: Bautista A. (ESP) DUC SPRC: Razgatlioglu T. (TUR) YAM RC2: Bautista A. (ESP) DUC	

2023

- 17 A. Bautista
4 T. Razgatlioglu

ALL TIMES

- | | | | | |
|--------------------|-----------------|-------------------|------------------|-----------------|
| 118 J. Rea | 17 P. Chili | 9 S. Guintoli | 3 M. Tamada | 1 A. Barros |
| 59 C. Fogarty | 16 G. Falappa | 8 A. Gobert | 3 A. Yanagawa | 1 G. Goodfellow |
| 52 T. Bayliss | 16 N. Hodgson | 8 F. Merkel | 2 L. Baz | 1 N. Hayden |
| 49 A. Bautista | 16 J. Toseland | 7 B. Bostrom | 2 S. Byrne | 1 T. Kipp |
| 43 N. Haga | 14 J. Kocinski | 5 L. Haslam | 2 D. Chandler | 1 K. Kitagawa |
| 36 T. Razgatlioglu | 14 S. Russell | 5 D. Tardozzi | 2 M. Dowson | 1 G. McCoy |
| 34 T. Sykes | 14 B. Spies | 5 M. van der Mark | 2 P. Goddard | 1 A. Meklau |
| 33 T. Corser | 13 E. Laverty | 4 M. Fabrizio | 2 H. Izutsu | 1 A. Morillas |
| 32 C. Davies | 13 A. Slight | 4 Y. Kagayama | 2 A. Lowes | 1 F. Nieto |
| 31 C. Edwards | 12 S. Redding | 4 R. Phillis | 2 M. Lucchiarri | 1 P. Picotte |
| 27 D. Polen | 11 R. Laconi | 4 M. Rinaldi | 2 M. Lucchinelli | 1 A. Pitt |
| 24 C. Checa | 11 S. Mertens | 3 C. Crutchlow | 2 K. Magee | 1 J. Reynolds |
| 23 R. Roche | 11 R. Xaus | 3 M. Doohan | 2 M. Neukirchner | 1 A. Ryo |
| 22 M. Melandri | 10 F. Pirovano | 3 R. Kiyonari | 2 T. Rymer | 1 Y. Takeda |
| 21 M. Biaggi | 10 C. Vermeulen | 3 L. Lanzi | 1 T. Aoki | 1 J. Torres |

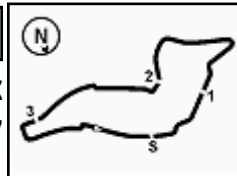
16/07/2023

These data/results cannot be reproduced, stored and/or transmitted in whole or in part by any manner of electronic, mechanical, photocopying, recording, broadcasting or otherwise now known or herein after developed without the previous express consent by the copyright owner, except for reproduction in daily press and regular printed publications on sale to the public within 60 days of the event related to those data/results and always provided that copyright symbol appears together as follows below.

© DORNA WSBK ORGANIZATION Srl 2023

FICR PERUGIA TIMING





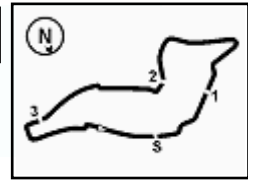
Prometeon Italian Round, 14-16 July 2023

Best Laps & Speeds

Imola Circuit 4.936 m

No.	Rider	Nat	Best Lap		FP1		FP2		FP3		SP		RC1		WUP		SPRC		RC2	
			LL	SPD	LL	SPD	LL	SPD	LL	SPD	LL	SPD	LL	SPD	LL	SPD	LL	SPD	LL	SPD
1	54 T. RAZGATLIOGLU Yamaha YZF R1	TUR	1'45.959 112 284,5		1'47.661 18 279,2	1'47.916 23 282,2	1'47.093 12 280,7	1'45.959 7 283,7	1'47.445 19 282,2	1'46.350 8 281,4	1'46.041 10 284,5	1'47.520 15 283,0								
2	55 A. LOCATELLI Yamaha YZF R1	ITA	1'46.017 115 281,4		1'48.209 20 280,0	1'47.592 23 280,7	1'46.887 13 280,7	1'46.017 7 281,4	1'48.083 19 281,4	1'47.074 8 279,2	1'46.637 10 280,7	1'47.903 15 280,0								
3	47 A. BASSANI Ducati Panigale V4R	ITA	1'46.062 97 287,6		1'47.942 15 283,0	1'47.548 16 284,5	1'47.234 11 281,4	1'46.062 4 282,2	1'47.683 19 282,2	1'47.821 7 283,7	1'46.731 10 287,6	1'47.491 15 281,4								
4	1 A. BAUTISTA Ducati Panigale V4R	ESP	1'46.145 96 287,6		1'47.691 18 286,0	1'47.737 22 286,8	1'46.462 16 287,6	1'46.145 7 287,6	1'47.065 19 286,0	1'46.404 4 287,6	1'46.244 10 287,6									
5	21 M. RINALDI Ducati Panigale V4R	ITA	1'46.389 99 286,8		1'47.845 14 280,7	1'47.128 18 280,7	1'46.389 9 283,0	1'46.636 7 284,5	1'47.915 19 284,5	1'46.837 7 283,7	1'46.642 10 286,8	1'48.057 15 285,2								
6	45 S. REDDING BMW M1000 RR	GBR	1'46.497 109 285,2		1'48.732 17 279,2	1'47.802 21 284,5	1'46.701 14 285,2	1'46.497 5 285,2	1'48.025 19 283,0	1'48.256 8 282,2	1'47.117 10 285,2	1'48.381 15 282,2								
7	31 G. GERLOFF BMW M1000 RR	USA	1'46.545 96 285,2		1'48.694 17 282,2	1'47.454 11 284,5	1'47.003 14 285,2	1'47.241 7 284,5	1'48.752 19 283,0	1'46.545 8 283,7	1'47.850 5 280,0	1'48.754 15 285,2								
8	28 B. RAY Yamaha YZF R1	GBR	1'46.595 110 280,7		1'49.144 18 274,9	1'47.982 19 277,0	1'47.498 13 277,0	1'46.595 7 280,7	1'48.484 19 277,0	1'47.344 9 280,0	1'47.344 10 280,0	1'48.373 15 280,0								
9	65 J. REA Kawasaki ZX-10RR	GBR	1'46.635 106 285,2		1'47.664 17 280,7	1'47.830 18 282,2	1'47.267 13 280,7	1'46.635 6 280,0	1'47.554 19 282,2	1'46.845 8 284,5	1'46.660 10 285,2	1'47.562 15 284,5								
10	76 L. BAZ BMW M1000 RR	FRA	1'46.646 107 284,5		1'48.917 20 280,0	1'48.440 13 280,7	1'47.722 16 283,0	1'46.646 6 284,5	1'48.189 19 283,0	1'47.696 8 281,4	1'47.471 10 284,5	1'48.425 15 281,4								
11	22 A. LOWES Kawasaki ZX-10RR	GBR	1'46.845 110 283,0		1'48.334 18 279,2	1'47.279 22 283,0	1'47.493 15 280,0	1'46.945 7 282,2	1'48.307 19 280,0	1'47.475 8 282,2	1'46.845 10 283,0	1'47.833 11 279,2								
12	9 D. PETRUCCI Ducati Panigale V4R	ITA	1'46.862 95 283,7		1'48.087 16 281,4	1'47.693 19 283,0	1'47.919 2 283,0	1'46.862 6 283,0	1'48.080 19 282,2	1'47.385 8 279,2	1'47.099 10 283,7	1'48.684 15 280,7								
13	77 D. AEGERTER Yamaha YZF R1	SUI	1'46.973 101 283,0		1'49.584 19 278,5	1'48.985 21 281,4	1'47.817 14 282,2	1'46.973 7 283,0	1'48.713 15 280,7		1'47.695 10 283,0	1'49.020 15 280,7								
14	87 R. GARDNER Yamaha YZF R1	AUS	1'47.128 106 282,2		1'49.488 17 277,8	1'48.694 20 280,0	1'47.128 13 280,7	1'47.296 7 278,5	1'48.819 19 281,4	1'48.165 5 280,0	1'47.771 10 282,2	1'48.630 15 280,7								
15	97 X. VIERGE Honda CBR1000 RR-R	ESP	1'47.163 110 288,3		1'49.266 19 280,7	1'48.749 22 283,7	1'47.533 13 288,3	1'47.163 4 285,2	1'49.063 19 286,0	1'48.507 8 284,5	1'47.870 10 287,6	1'48.956 15 283,7								
16	91 L. HASLAM BMW M1000 RR	GBR	1'47.220 93 282,2		1'49.186 16 278,5	1'48.799 17 280,7	1'47.552 12 281,4	1'47.220 6 281,4	1'48.980 19 280,7	1'48.145 7 282,2	1'48.181 10 280,7	1'48.884 6 278,5								
17	7 I. LECUONA Honda CBR1000 RR-R	ESP	1'47.360 98 286,8		1'49.286 18 279,2	1'48.907 17 283,7	1'47.547 14 283,7	1'47.360 5 286,8	1'48.574 14 283,0	1'48.202 5 281,4	1'47.504 10 285,2	1'48.610 15 284,5								
18	5 P. OETTL Ducati Panigale V4R	GER	1'47.681 91 283,0		1'49.672 15 278,5	1'48.686 21 280,7	1'48.033 14 280,0	1'47.681 3 280,7	1'49.415 6 274,9	1'47.705 7 283,0	1'47.693 10 283,0	1'49.354 15 281,4								
19	34 L. BALDASSARRI Yamaha YZF R1	ITA	1'47.767 92 279,2		1'50.153 19 272,0	1'48.961 18 276,3	1'48.400 13 276,3	1'47.767 6 277,8	1'49.857 2 274,2	1'48.838 9 272,0	1'48.379 10 278,5	1'49.510 15 279,2								
20	16 G. RUIJ BMW M1000 RR	ITA	1'48.111 87 285,2		1'49.591 13 277,8	1'49.081 7 285,2	1'49.769 9 282,2	1'48.111 6 279,2	1'49.790 19 276,3	1'48.877 8 278,5	1'48.469 10 281,4	1'49.823 15 276,3								
21	53 T. RABAT Kawasaki ZX-10RR	ESP	1'48.516 97 283,0		1'53.004 14 263,9	1'50.747 22 277,8	1'49.365 14 277,8	1'48.516 6 278,5	1'50.138 19 277,0	1'49.023 8 277,8	1'48.819 10 279,2	1'49.787 4 283,0								
22	20 R. TAMBURINI Honda CBR1000 RR-R	ITA	1'48.718 106 282,2		1'51.120 18 280,7	1'49.777 18 282,2	1'49.566 12 279,2	1'48.718 6 282,2	1'50.234 19 279,2	1'50.142 8 280,0	1'49.685 10 277,0	1'50.082 15 278,5								
23	51 E. GRANADO Honda CBR1000 RR-R	BRA	1'48.803 95 280,0		1'51.505 15 276,3	1'50.622 19 276,3	1'49.415 11 279,2	1'48.803 6 280,0	1'50.117 12 277,8	1'50.155 7 276,3	1'49.726 10 278,5	1'50.072 15 276,3								
24	32 I. VINALES Kawasaki ZX-10RR	ESP	1'49.410 86 277,0		1'51.116 18 272,7	1'50.437 18 277,0	1'49.745 11 272,7	1'49.410 4 272,0	1'50.397 13 273,4	1'50.497 4 270,6	1'49.649 10 274,2	1'50.977 8 273,4								
25	52 D. KONIG Kawasaki ZX-10RR	CZE	1'49.812 83 281,4		1'51.498 14 274,2	1'50.819 19 277,8	1'50.285 12 276,3	1'49.855 6 274,2	1'51.150 8 274,9	1'49.812 7 275,6	1'50.014 10 281,4	1'51.417 7 273,4								

16/07/2023
These data/results cannot be reproduced, stored and/or transmitted in whole or in part by any manner of electronic, mechanical, photocopying, recording, broadcasting or otherwise now known or herein after developed without the previous express consent by the copyright owner, except for reproduction in daily press and regular printed publications on sale to the public within 60 days of the event related to those data/results and always provided that copyright symbol appears together as follows below.
© DORNA WSBK ORGANIZATION Srl 2023



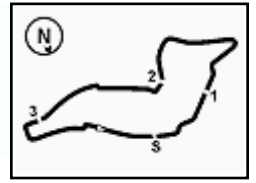
Imola Circuit 4.936 m

Prometeon Italian Round, 14-16 July 2023
Pirelli Best Lap Award

	Points	Points From First	Points From Previous	February 26 PHILIP ISLAND	March 5 MANDALIKA	April 23 ASSEN	May 7 BARCELONA	June 4 MISANO	July 2 DONINGTON PARK	July 16 IMOLA	July 30 MOST	September 10 MAGNY-COURS	September 24 ARAGON	October 1 PORTIMAO	October 15 VILLICUM			
1 BAUTISTA Alvaro (ESP)	12			1	1	1	1	1	1	1								
2 BASSANI Axel (ITA)	1	11								1								
3 REA Jonathan (GBR)	1	11	0	1														

16/07/2023
These data/results cannot be reproduced, stored and/or transmitted in whole or in part by any manner of electronic, mechanical, photocopying, recording, broadcasting or otherwise now known or herein after developed without the previous express consent by the copyright owner, except for reproduction in daily press and regular printed publications on sale to the public within 60 days of the event related to those data/results and always provided that copyright symbol appears together as follows below.
© DORNA WSBK ORGANIZATION Srl 2023





Prometeon Italian Round, 14-16 July 2023

Rider's Performance

Imola Circuit 4.936 m

Rider	Points	Points From First	Points From Previous	February 26 PHILLIP ISLAND		March 5 MANDALIKA		April 23 ASSEN		May 7 BARCELONA		June 4 MISANO		July 2 DONINGTON PARK		July 16 IMOLA		July 30 MOST		September 10 MAGNY-COURS		September 24 ARAGON		October 1 PORTIMAO		October 15 VILLICUM										
				SP	1	2	SP	1	2	SP	1	2	SP	1	2	SP	1	2	SP	1	2	SP	1	2	SP	1	2	SP	1	2	SP	1	2	SP	1	2
1 BAUTISTA Alvaro [ESP]	391			2	1	1	3	1	1	1	1	1	1	1	1	2	1	1	4	1	Rt															
2 RAZGATLIOGLU Toprak [TUR]	321	70		1	3	Rt	1	2	2	3	3	2	8	2	2	2	3	2	4	2	2	1	2	1												
3 LOCATELLI Andrea [ITA]	208	183	113	9	4	3	2	3	5	6	4	3	10	4	7	11	12	6	7	5	8	2	4	4												
4 REA Jonathan [GBR]	201	190	7	4	2	8	5	9	Rt	2	2	Rt	3	3	5	6	5	4	1	3	5	7	3	3												
5 BASSANI Axel [ITA]	179	212	22	14	5	4	7	4	8	8	5	5	14	7	11	5	4	3	14	7	7	3	7	2												
6 RINALDI Michael Ruben [ITA]	129	262	50	6	14	2	4	Rt	4	16	15	10	4	Rt	3	3	2	Rt	9	13	17	8	5	5												
7 PETRUCCI Daniilo [ITA]	117	274	12	10	8	9	8	5	6	9	9	8	11	Ex	12	4	Rt	7	3	4	3	10	6	9												
8 LOWES Alex [GBR]	109	282	8	8	Rt	Rt	9	10	13	4	7	9	6	Rt	4	10	7	Rt	5	6	6	11	9	Rt												
9 AEGERTER Dominique [SUI]	101	290	8	3	13	7	12	8	12	7	6	4	2	5	8	7	6	11	6	12	11	12	Rt	12												
10 VIERGE Xavi [ESP]	98	293	3	17	7	11	13	7	3	12	11	Rt	12	8	6	16	10	5	17	11	Rt	13	12	14												
11 GARDNER Remy [AUS]	79	312	19	7	12	10	7	11	8	6	7	10	7	10	13	9	9	10	18	10	12	16	11	11												
12 REDDING Scott [GBR]	78	313	1	13	9	13	11	Rt	10	5	10	7	13	Rt	Rt	12	11	14	12	8	4	5	10	8												
13 LECUONA Iker [ESP]	72	319	6	11	6	6	16	12	9	10	Rt	Rt	5	6	9	8	8	Nc	13	Rt	14	17	Rt	10												
14 GERLOFF Garrett [USA]	67	324	5	16	10	14	14	14	11	17	12	12	9	9	10	14	13	8	10	Rt	9	15	13	13												
15 DETTL Philipp [GER]	53	338	14	5	11	5	15	13	13	14	14	11	15	11	14	13	14	9	11	Rt	10	18	Rt	15												
16 BAZ Loris [FRA]	30	361	23	18	18	15	6	11	Rt	13	17	Rt	16	13	16	19	17	12	15	Rt	23	9	8	7												
17 VAN DER MARK Michael [NED]	19	372	11	12	Rt	12	10	6	8	15	13	Rt																								
18 RAY Bradley [GBR]	19	372	0							18	18	Rt	19	12	15	15	18	Rt	16	Rt	13	6	15	6												
19 SYKES Tom [GBR]	11	380	8	19	Rt	Rt	17	18	Rt	20	Rt	15	22	16	19	18	16	13	8	9	18															
20 BALDASSARRI Lorenzo [ITA]	9	382	2	15	17	16	18	15	14	19	16	13	17	17	Rt	17	15	Rt	22	14	19	19	Rt	16												
21 SYHRIN Hañzh [MAS]	8	383	1	21	15	17	19	16	15	24	19	14	21	14	Rt	20	Rt	15	20	17	15															
22 HASLAM Leon [GBR]	2	389	6																			14	14	Rt												
23 VINALES Isaac [ESP]	1	390	1							22	23	18	24	Rt	Rt	23	20	16	21	15	16	24	Rt	Rt												
24 LOPES Ivo Miguel [POR]	1	390	0										20	15	17																					

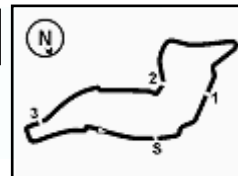
SP = Superpole - 1 = Race 1 - 2 = Race 2

Ns = Did Not Start - Rt = Retired - Ex = Excluded

16/07/2023

These data/results cannot be reproduced, stored and/or transmitted in whole or in part by any manner of electronic, mechanical, photocopying, recording, broadcasting or otherwise now known or herein after developed without the previous express consent by the copyright owner, except for reproduction in daily press and regular printed publications on sale to the public within 60 days of the event related to those data/results and always provided that copyright symbol appears together as follows below.

© DORNA WSBK ORGANIZATION Srl 2023



Imola Circuit 4.936 m

1 / 2

	Points	Points From First	Points From Previous	February 26 PHILIP ISLAND	March 5 MANDALIKA	April 23 ASSEN	May 7 BARCELONA	June 4 MISANO	July 2 DONINGTON PARK	July 16 IMOLA	July 30 MOST	September 10 MAGNY-COURS	September 24 ARAGON	October 1 PORTIMAO	October 15 VILLICUM			
1 GERLOFF Garrett (USA)	94			9 10	8 6	8 10	12 4	4 5	1 3	7 7								
2 GARDNER Remy (AUS)	84	10		3 5	6 6	9 9	4 4	3 4	8 7	11 9								
3 LECUONA Iker (ESP)	84	10	0	9 8	7 2	8 4	11 4	2 2	5 8	6 10								
4 VIERGE Xavi (ESP)	83	11	1	11 9	9 1	6 2	3 5	6 3	6 7	10 5								
5 BASSANI Axel (ITA)	79	15	4	9 11	5 3	7 3	5 5	2 4	8 9	2 6								
6 BALDASSARRI Lorenzo (ITA)	73	21	6	7 2	8 1	6 9	5 2	5 3	13 3	3 6								
7 SYHRIN Hafizh (MAS)	71	23	2	8 8	4 1	8 10	7 1	2 6	9 7									
8 DETTL Philipp (GER)	71	23	0	4 10	6 6	6 6	6 4	3 7	3 8	2 6								
9 REDDING Scott (GBR)	67	27	4	13 9	3 7	1 2	2 2	2 8	5 9	4 4								
10 LOWES Alex (GBR)	63	31	4	5 13	6 1	2 10	3 6	5 1	3 3	2 3								
11 PETRUCCI Danilo (ITA)	61	33	2	8 8	5 2	5 4	7 6	4 4	1 4	4 3								
12 BAZ Loris (FRA)	59	35	2	5 8	4 3	4 4	9 5	6 8	1 2	4 4								
13 KONIG Oliver (CZE)	58	36	1	5 8	3 7	9 9			9 9	5 3								
14 REA Jonathan (GBR)	56	38	2	3 13	8 2	2 2	3 7	2 3	2 3	5 3								
15 VINALES Isaac (ESP)	55	39	1			6 7	4 2	3 6	11 8	4 4								
16 AEGERTER Dominique (SUI)	53	41	2	1 12	11 2	7 2	2 3	1 4	3 1	4 4								
17 GRANADO Eric (BRA)	52	42	1	7 7		7 7			8 8	3 5								
18 RINALDI Michael Ruben (ITA)	49	45	3	4 4	1 11	7 7	1 7	1 2	10 10	3 2								
19 RAY Bradley (GBR)	43	51	6			4 5	6 8	4 4	7 7	5 5								
20 SYKES Tom (GBR)	41	53	2	4 1	4 4	2 9	6 2	2 7	4 4									
21 RAZGATLIOGLU Toprak (TUR)	35	59	6	1 4	1 2	2 2	4 4	2 2	4 3	6 2								
22 LOCATELLI Andrea (ITA)	34	60	1	6 2	2 2	3 3	6 6	2 2	3 3	2 1								
23 BAUTISTA Alvaro (ESP)	33	61	1	2 2	2 3	4 1	1 1	2 2	3 4	10 1								
24 RUIJ Gabriele (ITA)	31	63	2			8 7				8 8								

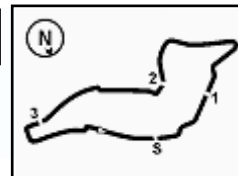
16/07/2023

These data/results cannot be reproduced, stored and/or transmitted in whole or in part by any manner of electronic, mechanical, photocopying, recording, broadcasting or otherwise now known or herein after developed without the previous express consent by the copyright owner, except for reproduction in daily press and regular printed publications on sale to the public within 60 days of the event related to those data/results and always provided that copyright symbol appears together as follows below.

© DORNA WSBK ORGANIZATION Srl 2023

FICR PERUGIA TIMING





	Points	Points From First	Points From Previous	February 26 PHILIP ISLAND	March 5 MANDALIKA	April 23 ASSEN	May 7 BARCELONA	June 4 MISANO	July 2 DONINGTON PARK	July 16 IMOLA	July 30 MOST	September 10 MAGNY-COURS	September 24 ARAGON	October 1 PORTIMAO	October 15 VILLICUM			
25 RABAT Tito (ESP)	30	64	1					3 3	10 5	5 4								
26 VAN DER MARK Michael (NED)	27	67	3	4 5	10	5 3												
27 LOPES Ivo Miguel (POR)	10	84	17				5 5											
28 TAMBURINI Roberto (ITA)	10	84	0							5 5								
29 HASLAM Leon (GBR)	6	88	4							5 1								
30 MIZUNO Ryo (JPN)	5	89	1					4 1										
31 VITALI Luca (ITA)	2	92	3					2										

16/07/2023

These data/results cannot be reproduced, stored and/or transmitted in whole or in part by any manner of electronic, mechanical, photocopying, recording, broadcasting or otherwise now known or herein after developed without the previous express consent by the copyright owner, except for reproduction in daily press and regular printed publications on sale to the public within 60 days of the event related to those data/results and always provided that copyright symbol appears together as follows below.

© DORNA WSBK ORGANIZATION Srl 2023

FICR PERUGIA TIMING





FIM SUPERBIKE WORLD CHAMPIONSHIP
Prometeon Italian Round, 14-16 July 2023

REVISED

Concession Points per Race

Checkpoint	BMW	Ducati	Honda	Kawasaki	Yamaha
1-RC2 (1)	0	12	0	0	3
2-RC1 (1)	0	8	0	0	7
2-RC2 (1)	0	7	3	0	5
3-RC1 (1)	0	6	0	4	5
3-RC2 (1)	0	6	0	0	9
4-RC1 (2)	0	5	0	3	7
4-RC2 (2)	0	8	0	3	4
5-RC1 (2)	0	11	0	1	3
5-RC2 (2)	0	8	1	2	4
6-RC1 (2)	0	7	0	3	5
6-RC2 (2)	2	8	0	1	4
7-RC1 (3)	0	6	0	3	6
7-RC2 (3)	0	5	0	3	7

Concession Points per Checkpoint (Normalized)

Checkpoint	BMW	Ducati	Honda	Kawasaki	Yamaha
1	0	46	3	4	34
1 - Delta from first	46	0	43	42	12
2	2	47	1	13	27
2 - Delta from first	45	0	46	34	20
3	0	11	0	6	13
3 - Delta from first	13	2	13	7	0

Dry race wins (yearly)

	BMW	Ducati	Honda	Kawasaki	Yamaha
Dry wins	0	12	0	0	1

Manufacturer entitled for Concessions and/or Super Concessions

	BMW	Ducati	Honda	Kawasaki	Yamaha
Checkpoint 1	YES	NO	YES	YES	NO
Checkpoint 2	YES	NO	YES	YES	YES
Checkpoint 3	NO	NO	NO	NO	NO

Concession and Super Concession Tokens (normalized)

Checkpoint	BMW	Ducati	Honda	Kawasaki	Yamaha
1	8,39616	-0,37951	12,1444	11,112	2,72783
2	10,4833	-0,43583	14,7755	9,47646	4,00823
3	3,23371	0,77064	6,50118	1,56476	0,80331

Concession and Super Concession Used

Checkpoint	BMW	Ducati	Honda	Kawasaki	Yamaha
1				C	
2				C	
3					