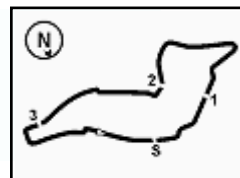


AUTODROMO INTERNAZIONALE ENZO E DINO FERRARI				
TRACK LENGTH:		4,936 km	3,067 mi	
Loop	ID	OC	GPS	
		ms	LAT	LON
Pit In	3	15	44,34427 N	11,72077 E
Pit Out	18	90	44,34451 N	11,71396 E
Speed	20	100	44,34452 N	11,71105 E
I1	22	110	44,34029 N	11,70485 E
I1.1	41	205	44,33685 N	11,70590 E
I2	24	120	44,34003 N	11,71002 E
I2.1	42	210	44,34094 N	11,71901 E
I3	26	130	44,34376 N	11,72437 E
I3.1	43	215	44,34442 N	11,72193 E
FL	30	150	44,34402 N	11,71656 E

PS = Practice Start board

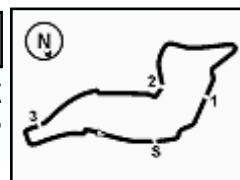


Imola Circuit 4.936 m

Prometeon Italian Round, 14-16 July 2023

Biographical Entry List

No.	Rider (Abbreviation)	Nat	Bike	Wins 2023	Podiums 2023	Pole 2023	Races 2023	Tyres	Class
	Age Date of Birth Place of Birth		Team						
1	1 BAUTISTA Alvaro (Bau) 38 21/11/1984 Talavera de la Reina	ESP	Ducati Panigale V4R Arubait Racing - Ducati	48 16	75 17	9 3	151 18	Pirelli	
2	5 OETTL Philipp (Det) 27 03/05/1996 Bad Reichenhall	GER	Ducati Panigale V4R Team GoEleven				49 17	Pirelli	IND
3	7 LECUONA Iker (Lec) 23 06/01/2000 Valencia	ESP	Honda CBR1000 RR-R Team HRC		1	1	17 17	Pirelli	
4	9 PETRUCCI Danilo (Pet) 32 24/10/1990 Terni	ITA	Ducati Panigale V4R Barni Spark Racing Team		1		18 18	Pirelli	IND
5*	16 RUIU Gabriele (Rui) 23 16/05/2000 Rome	ITA	BMW M1000 RR Bmax Racing				20 5	Pirelli	IND
6	20 TAMBURINI Roberto (Tam) 32 15/01/1991 Rimini	ITA	Honda CBR1000 RR-R PETRONAS MIE Racing Honda Team				24 18	Pirelli	IND
7	21 RINALDI Michael Ruben (Rin) 27 21/12/1995 Rimini	ITA	Ducati Panigale V4R Arubait Racing - Ducati	4	19 5		167 17	Pirelli	
8	22 LOWES Alex (Low) 32 14/09/1990 Lincoln	GBR	Kawasaki ZX-10RR Kawasaki Racing Team WorldSBK	2	34 1	1	273 18	Pirelli	
9	28 RAY Bradley (Ray) 26 16/05/1997 Lydd	GBR	Yamaha YZF R1 Yamaha Motoxrcing WorldSBK Team				14 12	Pirelli	IND
10	31 GERLOFF Garrett (Ger) 27 01/08/1995 Spring	USA	BMW M1000 RR Bonovo Action BMW		6		110 18	Pirelli	IND
11	32 VINALES Isaac (Vin) 29 06/11/1993 Llansá	ESP	Kawasaki ZX-10RR TPR Team Pedercini Racing				46 12	Pirelli	IND
12	34 BALDASSARRI Lorenzo (Bal) 26 06/11/1996 San Severino Marche	ITA	Yamaha YZF R1 GMT94 Yamaha				18 18	Pirelli	IND
13	45 REDDING Scott (Red) 30 04/01/1993 Gloucester	GBR	BMW M1000 RR ROKIT BMW Motorrad WorldSBK Team	12	40	2	115 18	Pirelli	
14	47 BASSANI Axel (Bas) 23 24/07/1999 Feltre	ITA	Ducati Panigale V4R Motocorsa Racing		5		91 18	Pirelli	IND
15	51 GRANADO Eric (Gra) 27 10/06/1996 San Paulo	BRA	Honda CBR1000 RR-R PETRONAS MIE Racing Honda Team				13 10	Pirelli	IND
16	52 KONIG Oliver (Kon) 21 18/03/2002 Praha	CZE	Kawasaki ZX-10RR Orelac Racing MOVISIO				48 11	Pirelli	IND
17	53 RABAT Tito (Rab) 34 25/05/1989 Barcellona	ESP	Kawasaki ZX-10RR Kawasaki Puccetti Racing				41 6	Pirelli	IND
18	54 RAZGATLIOGLU Toprak (Raz) 26 16/10/1996 Alanya	TUR	Yamaha YZF R1 Pata Yamaha Prometeon WorldSBK	34 2	99 17	10 2	174 18	Pirelli	
19	55 LOCATELLI Andrea (Loc) 26 16/10/1996 Alzano Lombardo	ITA	Yamaha YZF R1 Pata Yamaha Prometeon WorldSBK		11		91 18	Pirelli	
20	65 REA Jonathan (Rea) 36 02/02/1987 Ballymena	GBR	Kawasaki ZX-10RR Kawasaki Racing Team WorldSBK	118	251 6	41 1	395 18	Pirelli	
21	76 BAZ Boris (Baz) 30 01/02/1993 Sallanches	FRA	BMW M1000 RR Bonovo Action BMW	2	20	2	190 16	Pirelli	IND
22	77 AEGERTER Dominique (Aeg) 32 30/09/1990 Röthenbach Im Emmental Be	SUI	Yamaha YZF R1 GYTR GRT Yamaha WorldSBK Team				18 18	Pirelli	IND
23	87 GARDNER Remy (Gar) 25 24/02/1998 Randwick	AUS	Yamaha YZF R1 GYTR GRT Yamaha WorldSBK Team				17 17	Pirelli	IND
24	91 HASLAM Leon (Has) 40 31/05/1983 Derby	GBR	BMW M1000 RR ROKIT BMW Motorrad WorldSBK Team	5	45	3	322 18	Pirelli	
25	97 VIERGE Xavi (Vie) 26 30/04/1997 Barcelona	ESP	Honda CBR1000 RR-R Team HRC		1		54 18	Pirelli	



Prometeon Italian Round, 14-16 July 2023

Results Free Practice 1st Session

No.	Rider	Nat	Team	Bike	Class	Time	Gap	Rel.	Laps	Speed	
										Avg	Max
1	54 T. RAZGATLIOGLU	TUR	Pata Yamaha Prometeon WorldSBK	Yamaha YZF R1		1'47.661			18	165,051	279,3
2	65 J. REA	GBR	Kawasaki Racing Team WorldSBK	Kawasaki ZX-10RR		1'47.664	0.003	0.003	17	165,047	280,7
3	1 A. BAUTISTA	ESP	Aruba.it Racing - Ducati	Ducati Panigale V4R		1'47.691	0.030	0.027	18	165,005	286,1
4	21 M. RINALDI	ITA	Aruba.it Racing - Ducati	Ducati Panigale V4R		1'47.845	0.184	0.154	14	164,770	280,7
5	47 A. BASSANI	ITA	Motocorsa Racing	Ducati Panigale V4R	IND	1'47.942	0.281	0.097	15	164,622	283,0
6	9 D. PETRUCCI	ITA	Barni Spark Racing Team	Ducati Panigale V4R	IND	1'48.087	0.426	0.145	16	164,401	281,5
7	55 A. LOCATELLI	ITA	Pata Yamaha Prometeon WorldSBK	Yamaha YZF R1		1'48.209	0.548	0.122	20	164,216	280,0
8	22 A. LOWES	GBR	Kawasaki Racing Team WorldSBK	Kawasaki ZX-10RR		1'48.334	0.673	0.125	18	164,026	279,3
9	31 G. GERLOFF	USA	Bonovo Action BMW	BMW M1000 RR	IND	1'48.694	1.033	0.360	17	163,483	282,2
10	45 S. REDDING	GBR	ROKIT BMW Motorrad WorldSBK Team	BMW M1000 RR		1'48.732	1.071	0.038	17	163,426	279,3
11	76 L. BAZ	FRA	Bonovo Action BMW	BMW M1000 RR	IND	1'48.917	1.256	0.185	20	163,148	280,0
12	28 B. RAY	GBR	Yamaha Motoxracing WorldSBK Team	Yamaha YZF R1	IND	1'49.144	1.483	0.227	18	162,809	274,9
13	91 L. HASLAM	GBR	ROKIT BMW Motorrad WorldSBK Team	BMW M1000 RR		1'49.186	1.525	0.042	16	162,746	278,5
14	97 X. VIERGE	ESP	Team HRC	Honda CBR1000 RR-R		1'49.266	1.605	0.080	19	162,627	280,7
15	7 I. LECUONA	ESP	Team HRC	Honda CBR1000 RR-R		1'49.286	1.625	0.020	18	162,597	279,3
16	87 R. GARDNER	AUS	GYTR GRT Yamaha WorldSBK Team	Yamaha YZF R1	IND	1'49.488	1.827	0.202	17	162,297	277,8
17	77 D. AEGERTER	SUI	GYTR GRT Yamaha WorldSBK Team	Yamaha YZF R1	IND	1'49.584	1.923	0.096	19	162,155	278,5
18	16 G. RUIU	ITA	Bmax Racing	BMW M1000 RR	IND	1'49.591	1.930	0.007	13	162,145	277,8
19	5 P. OETTL	GER	Team GoEleven	Ducati Panigale V4R	IND	1'49.672	2.011	0.081	15	162,025	278,5
20	34 L. BALDASSARRI	ITA	GMT94 Yamaha	Yamaha YZF R1	IND	1'50.153	2.492	0.481	19	161,317	272,1
21	32 I. VINALES	ESP	TPR Team Pedercini Racing	Kawasaki ZX-10RR	IND	1'51.116	3.455	0.963	18	159,919	272,8
22	20 R. TAMBURINI	ITA	PETRONAS MIE Racing Honda Team	Honda CBR1000 RR-R	IND	1'51.120	3.459	0.004	18	159,914	280,7
23	52 O. KONIG	CZE	Orelac Racing MOVISIO	Kawasaki ZX-10RR	IND	1'51.498	3.837	0.378	14	159,371	274,2
24	51 E. GRANADO	BRA	PETRONAS MIE Racing Honda Team	Honda CBR1000 RR-R	IND	1'51.505	3.844	0.007	15	159,361	276,3
25	53 T. RABAT	ESP	Kawasaki Puccetti Racing	Kawasaki ZX-10RR	IND	1'53.004	5.343	1.499	14	157,248	263,9

Qualifying Lap Time (105% of 1'47.661): 1'53.045

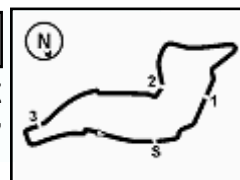
AIR	Humidity:	72%	Temp:	28°C
TRACK	Condition:	Dry	Temp:	42°C

Records	Pole	(SP)	2019	C.Davies	1'45.180	168,940	Km/h
	Race	(SPRC)	2019	C.Davies	1'45.727	168,070	Km/h
	All Times	(SP)	2019	C.Davies	1'45.180	168,940	Km/h

Start 14/07/2023 10:30 End 11:18 The results are provisional until the end of the time limit for protests and appeals and the completion of the technical checks.

These data/results cannot be reproduced, stored and/or transmitted in whole or in part by any manner of electronic, mechanical, photocopying, recording, broadcasting or otherwise now known or herein after developed without the previous express consent by the copyright owner, except for reproduction in daily press and regular printed publications on sale to the public within 60 days of the event related to those data/results and always provided that copyright symbol appears together as follows below.

© DORNA WSBK ORGANIZATION Srl 2023



Prometeon Italian Round, 14-16 July 2023

Results Free Practice 1st Session

Session Highlights

Local Time	No. Rider	Description
10.30.00		Start
10.30.08		WorldSBK Pit Intervention Time: 1min 4secs
10.32.28	77 D. AEGERTER	Current and Following Lap Cancelled - Exceeded Track Limits - Turn 21
10.35.52	7 I. LECUONA	Current and Following Lap Cancelled - Exceeded Track Limits - Turn 21
10.38.08	45 S. REDDING	Lap Cancelled [1'50.064] - Exceeded Track Limits - Turn 14
10.40.11	87 R. GARDNER	Lap Cancelled [2'00.964] - Exceeded Track Limits - Turn 14
10.42.33	51 E. GRANADO	On the Gravel - Re-Joined - Turn 2
10.43.38	54 T. RAZGATLIOGLU	Lap Cancelled [1'48.950] - Exceeded Track Limits - Turn 22
10.43.56	20 R. TAMBURINI	Lap Cancelled [1'55.156] - Exceeded Track Limits - Turn 22
10.44.09	47 A. BASSANI	Lap Cancelled [1'48.864] - Exceeded Track Limits - Turn 21
10.44.25	77 D. AEGERTER	Lap Cancelled [1'51.394] - Exceeded Track Limits - Turn 6
10.50.57	21 M. RINALDI	Current Lap Cancelled - Exceeded Track Limits - Turn 14
10.56.57	53 T. RABAT	Current and Following Lap Cancelled - Exceeded Track Limits - Turn 21
11.04.30	87 R. GARDNER	Current Lap Cancelled - Exceeded Track Limits - Turn 14
11.07.50	51 E. GRANADO	Current and Following Lap Cancelled - Exceeded Track Limits - Turn 21
11.09.03	87 R. GARDNER	Lap Cancelled [1'58.906] - Exceeded Track Limits - Turn 14
11.11.13	7 I. LECUONA	Current and Following Lap Cancelled - Exceeded Track Limits - Turn 21
11.12.04	55 A. LOCATELLI	Current and Following Lap Cancelled - Exceeded Track Limits - Turn 21
11.14.19	53 T. RABAT	Current and Following Lap Cancelled - Exceeded Track Limits - Turn 21
11.15.28	34 L. BALDASSARRI	Current and Following Lap Cancelled - Exceeded Track Limits - Turn 21
11.15.31	51 E. GRANADO	Current and Following Lap Cancelled - Exceeded Track Limits - Turn 21
11.18.23		End Of Session

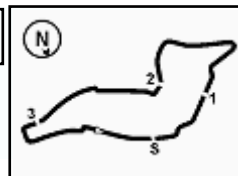
Fastest Laps Sequence

No.	Rider	Nat	Team	Bike	Local Time	Time	Gap	Avg
22	A. LOWES	GBR	Kawasaki Racing Team WorldSBK	Kawasaki ZX-10RR	10:33'54.360	1'50.387		160,975
54	T. RAZGATLIOGLU	TUR	Pata Yamaha Prometeon WorldSBK	Yamaha YZF R1	10:33'55.675	1'50.028	-0.359	161,501
22	A. LOWES	GBR	Kawasaki Racing Team WorldSBK	Kawasaki ZX-10RR	10:35'43.978	1'49.618	-0.410	162,105
65	J. REA	GBR	Kawasaki Racing Team WorldSBK	Kawasaki ZX-10RR	10:36'03.984	1'49.519	-0.099	162,251
54	T. RAZGATLIOGLU	TUR	Pata Yamaha Prometeon WorldSBK	Yamaha YZF R1	10:37'33.757	1'49.132	-0.387	162,827
22	A. LOWES	GBR	Kawasaki Racing Team WorldSBK	Kawasaki ZX-10RR	10:39'27.533	1'48.646	-0.486	163,555
47	A. BASSANI	ITA	Motocorsa Racing	Ducati Panigale V4R	10:40'00.733	1'48.627	-0.019	163,584
54	T. RAZGATLIOGLU	TUR	Pata Yamaha Prometeon WorldSBK	Yamaha YZF R1	10:41'11.299	1'47.990	-0.637	164,549
65	J. REA	GBR	Kawasaki Racing Team WorldSBK	Kawasaki ZX-10RR	11:07'13.459	1'47.773	-0.217	164,880
54	T. RAZGATLIOGLU	TUR	Pata Yamaha Prometeon WorldSBK	Yamaha YZF R1	11:07'13.622	1'47.661	-0.112	165,051

Start 10:30 End 11:18 The results are provisional until the end of the time limit for protests and appeals and the completion of the technical checks.

These data/results cannot be reproduced, stored and/or transmitted in whole or in part by any manner of electronic, mechanical, photocopying, recording, broadcasting or otherwise now known or herein after developed without the previous express consent by the copyright owner, except for reproduction in daily press and regular printed publications on sale to the public within 60 days of the event related to those data/results and always provided that copyright symbol appears together as follows below.

© DORNA WSBK ORGANIZATION Srl 2023



Prometeon Italian Round, 14-16 July 2023

Best Sectors & Speed Free Practice 1st Session

Imola Circuit 4.936 m

BEST LAP

1	54	T. RAZGATLIOGLU	Yamaha YZF R1	1'47.661
2	65	J. REA	Kawasaki ZX-10RR	1'47.664
3	1	A. BAUTISTA	Ducati Panigale V4R	1'47.691
4	21	M. RINALDI	Ducati Panigale V4R	1'47.845
5	47	A. BASSANI	Ducati Panigale V4R	1'47.942
6	9	D. PETRUCCI	Ducati Panigale V4R	1'48.087
7	55	A. LOCATELLI	Yamaha YZF R1	1'48.209
8	22	A. LOWES	Kawasaki ZX-10RR	1'48.334
9	31	G. GERLOFF	BMW M1000 RR	1'48.694
10	45	S. REDDING	BMW M1000 RR	1'48.732
11	76	L. BAZ	BMW M1000 RR	1'48.917
12	28	B. RAY	Yamaha YZF R1	1'49.144
13	91	L. HASLAM	BMW M1000 RR	1'49.186
14	97	X. VIERGE	Honda CBR1000 RR-R	1'49.266
15	7	I. LECUONA	Honda CBR1000 RR-R	1'49.286
16	87	R. GARDNER	Yamaha YZF R1	1'49.488
17	77	D. AEGERTER	Yamaha YZF R1	1'49.584
18	16	G. RUIJU	BMW M1000 RR	1'49.591
19	5	P. OETTL	Ducati Panigale V4R	1'49.672
20	34	L. BALDASSARRI	Yamaha YZF R1	1'50.153
21	32	I. VINALES	Kawasaki ZX-10RR	1'51.116
22	20	R. TAMBURINI	Honda CBR1000 RR-R	1'51.120
23	52	D. KONIG	Kawasaki ZX-10RR	1'51.498
24	51	E. GRANADO	Honda CBR1000 RR-R	1'51.505
25	53	T. RABAT	Kawasaki ZX-10RR	1'53.004

SPEED

1	1	A. BAUTISTA	Ducati Panigale V4R	286,1
2	47	A. BASSANI	Ducati Panigale V4R	283,0
3	31	G. GERLOFF	BMW M1000 RR	282,2
4	9	D. PETRUCCI	Ducati Panigale V4R	281,5
5	97	X. VIERGE	Honda CBR1000 RR-R	280,7
6	21	M. RINALDI	Ducati Panigale V4R	280,7
7	65	J. REA	Kawasaki ZX-10RR	280,7
8	20	R. TAMBURINI	Honda CBR1000 RR-R	280,7
9	76	L. BAZ	BMW M1000 RR	280,0
10	55	A. LOCATELLI	Yamaha YZF R1	280,0
11	54	T. RAZGATLIOGLU	Yamaha YZF R1	279,3
12	45	S. REDDING	BMW M1000 RR	279,3
13	7	I. LECUONA	Honda CBR1000 RR-R	279,3
14	22	A. LOWES	Kawasaki ZX-10RR	279,3
15	77	D. AEGERTER	Yamaha YZF R1	278,5
16	5	P. OETTL	Ducati Panigale V4R	278,5
17	91	L. HASLAM	BMW M1000 RR	278,5
18	87	R. GARDNER	Yamaha YZF R1	277,8
19	16	G. RUIJU	BMW M1000 RR	277,8
20	51	E. GRANADO	Honda CBR1000 RR-R	276,3
21	28	B. RAY	Yamaha YZF R1	274,9
22	52	D. KONIG	Kawasaki ZX-10RR	274,2
23	32	I. VINALES	Kawasaki ZX-10RR	272,8
24	34	L. BALDASSARRI	Yamaha YZF R1	272,1
25	53	T. RABAT	Kawasaki ZX-10RR	263,9

SEG. 1

1	21	M. RINALDI	22.329
2	1	A. BAUTISTA	22.331
3	47	A. BASSANI	22.357
4	65	J. REA	22.456
5	9	D. PETRUCCI	22.484
6	97	X. VIERGE	22.501
7	54	T. RAZGATLIOGLU	22.505
8	22	A. LOWES	22.565
9	55	A. LOCATELLI	22.569
10	45	S. REDDING	22.596
11	91	L. HASLAM	22.599
12	76	L. BAZ	22.631
13	31	G. GERLOFF	22.642
14	87	R. GARDNER	22.653
15	7	I. LECUONA	22.753
16	5	P. OETTL	22.766
17	28	B. RAY	22.784
18	16	G. RUIJU	22.796
19	77	D. AEGERTER	22.809
20	34	L. BALDASSARRI	23.025
21	51	E. GRANADO	23.069
22	32	I. VINALES	23.084
23	20	R. TAMBURINI	23.088
24	52	D. KONIG	23.185
25	53	T. RABAT	23.392

SEG. 2

1	1	A. BAUTISTA	33.672
2	21	M. RINALDI	33.684
3	65	J. REA	33.727
4	55	A. LOCATELLI	33.775
5	54	T. RAZGATLIOGLU	33.818
6	47	A. BASSANI	33.828
7	31	G. GERLOFF	33.925
8	22	A. LOWES	33.950
9	9	D. PETRUCCI	33.979
10	76	L. BAZ	34.008
11	97	X. VIERGE	34.055
12	45	S. REDDING	34.092
13	28	B. RAY	34.103
14	87	R. GARDNER	34.104
15	91	L. HASLAM	34.159
16	7	I. LECUONA	34.198
17	16	G. RUIJU	34.245
18	34	L. BALDASSARRI	34.282
19	77	D. AEGERTER	34.284
20	5	P. OETTL	34.393
21	32	I. VINALES	34.780
22	51	E. GRANADO	34.944
23	52	D. KONIG	34.949
24	20	R. TAMBURINI	34.992
25	53	T. RABAT	35.338

SEG. 3

1	54	T. RAZGATLIOGLU	28.319
2	65	J. REA	28.452
3	1	A. BAUTISTA	28.534
4	9	D. PETRUCCI	28.602
5	31	G. GERLOFF	28.604
6	55	A. LOCATELLI	28.630
7	21	M. RINALDI	28.655
8	7	I. LECUONA	28.667
9	97	X. VIERGE	28.669
10	47	A. BASSANI	28.683
11	22	A. LOWES	28.712
12	76	L. BAZ	28.719
13	45	S. REDDING	28.745
14	28	B. RAY	28.853
15	77	D. AEGERTER	28.876
16	91	L. HASLAM	28.915
17	5	P. OETTL	28.980
18	16	G. RUIJU	28.995
19	87	R. GARDNER	29.092
20	34	L. BALDASSARRI	29.104
21	20	R. TAMBURINI	29.196
22	32	I. VINALES	29.275
23	51	E. GRANADO	29.464
24	53	T. RABAT	29.563
25	52	D. KONIG	29.595

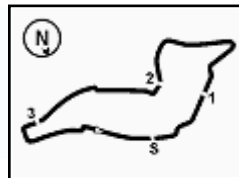
SEG. 4

1	54	T. RAZGATLIOGLU	22.852
2	47	A. BASSANI	22.892
3	65	J. REA	22.911
4	9	D. PETRUCCI	23.022
5	1	A. BAUTISTA	23.063
6	22	A. LOWES	23.087
7	31	G. GERLOFF	23.114
8	55	A. LOCATELLI	23.123
9	21	M. RINALDI	23.177
10	28	B. RAY	23.216
11	76	L. BAZ	23.267
12	5	P. OETTL	23.290
13	45	S. REDDING	23.299
14	16	G. RUIJU	23.314
15	91	L. HASLAM	23.391
16	87	R. GARDNER	23.391
17	34	L. BALDASSARRI	23.453
18	7	I. LECUONA	23.457
19	77	D. AEGERTER	23.518
20	97	X. VIERGE	23.538
21	20	R. TAMBURINI	23.624
22	51	E. GRANADO	23.683
23	52	D. KONIG	23.769
24	32	I. VINALES	23.889
25	53	T. RABAT	23.984

14/07/2023

These data/results cannot be reproduced, stored and/or transmitted in whole or in part by any manner of electronic, mechanical, photocopying, recording, broadcasting or otherwise now known or herein after developed without the previous express consent by the copyright owner, except for reproduction in daily press and regular printed publications on sale to the public within 60 days of the event related to those data/results and always provided that copyright symbol appears together as follows below.

© DORNA WSBK ORGANIZATION Srl 2023



Imola Circuit 4.936 m

Prometeon Italian Round, 14-16 July 2023

Ideal Times Free Practice 1st Session

No. Rider	Nat	Bike	Seg. 1	Seg. 2	Seg. 3	Seg. 4	Ideal Time		
			Diff. 1	Diff. 2	Diff. 3	Diff. 4	Best Lap	Pos.	Diff.
1 54 T. RAZGATLIOGLU	TUR	Yamaha YZF R1	22.505 +0.095	33.818 +0.072	28.319	22.852	1'47.494 1'47.661	1	0.167
2 65 J. REA	GBR	Kawasaki ZX-10RR	22.456	33.727 +0.007	28.452	22.911 +0.111	1'47.546 1'47.664	2	0.118
3 1 A. BAUTISTA	ESP	Ducati Panigale V4R	22.331 +0.086	33.672	28.534	23.063 +0.005	1'47.600 1'47.691	3	0.091
4 47 A. BASSANI	ITA	Ducati Panigale V4R	22.357 +0.010	33.828 +0.086	28.683 +0.086	22.892	1'47.760 1'47.942	5	0.182
5 21 M. RINALDI	ITA	Ducati Panigale V4R	22.329	33.684	28.655	23.177	1'47.845 1'47.845	4	
6 9 D. PETRUCCI	ITA	Ducati Panigale V4R	22.484	33.979	28.602	23.022	1'48.087 1'48.087	6	
7 55 A. LOCATELLI	ITA	Yamaha YZF R1	22.569	33.775	28.630	23.123 +0.112	1'48.097 1'48.209	7	0.112
8 31 G. GERLOFF	USA	BMW M1000 RR	22.642	33.925 +0.153	28.604 +0.146	23.114 +0.110	1'48.285 1'48.694	9	0.409
9 22 A. LOWES	GBR	Kawasaki ZX-10RR	22.565	33.950	28.712	23.087 +0.020	1'48.314 1'48.334	8	0.020
10 76 L. BAZ	FRA	BMW M1000 RR	22.631 +0.153	34.008	28.719	23.267 +0.139	1'48.625 1'48.917	11	0.292
11 45 S. REDDING	GBR	BMW M1000 RR	22.596	34.092	28.745	23.299	1'48.732 1'48.732	10	
12 97 X. VIERGE	ESP	Honda CBR1000 RR-R	22.501 +0.130	34.055 +0.192	28.669 +0.087	23.538 +0.094	1'48.763 1'49.266	14	0.503
13 28 B. RAY	GBR	Yamaha YZF R1	22.784	34.103	28.853 +0.134	23.216 +0.054	1'48.956 1'49.144	12	0.188
14 91 L. HASLAM	GBR	BMW M1000 RR	22.599 +0.061	34.159	28.915 +0.049	23.391 +0.012	1'49.064 1'49.186	13	0.122
15 7 I. LECUONA	ESP	Honda CBR1000 RR-R	22.753	34.198	28.667	23.457 +0.211	1'49.075 1'49.286	15	0.211
16 87 R. GARDNER	AUS	Yamaha YZF R1	22.653	34.104	29.092 +0.248	23.391	1'49.240 1'49.488	16	0.248
17 16 G. RUIU	ITA	BMW M1000 RR	22.796 +0.066	34.245	28.995 +0.101	23.314 +0.074	1'49.350 1'49.591	18	0.241
18 5 P. OETTL	GER	Ducati Panigale V4R	22.766 +0.020	34.393 +0.096	28.980	23.290 +0.127	1'49.429 1'49.672	19	0.243
19 77 D. AEGERTER	SUI	Yamaha YZF R1	22.809	34.284	28.876	23.518 +0.097	1'49.487 1'49.584	17	0.097
20 34 L. BALDASSARRI	ITA	Yamaha YZF R1	23.025 +0.047	34.282	29.104 +0.205	23.453 +0.037	1'49.864 1'50.153	20	0.289
21 20 R. TAMBURINI	ITA	Honda CBR1000 RR-R	23.088 +0.135	34.992 +0.035	29.196	23.624 +0.050	1'50.900 1'51.120	22	0.220
22 32 I. VINALES	ESP	Kawasaki ZX-10RR	23.084	34.780	29.275	23.889 +0.088	1'51.028 1'51.116	21	0.088
23 51 E. GRANADO	BRA	Honda CBR1000 RR-R	23.069	34.944 +0.065	29.464	23.683 +0.280	1'51.160 1'51.505	24	0.345
24 52 D. KONIG	CZE	Kawasaki ZX-10RR	23.185	34.949	29.595	23.769	1'51.498 1'51.498	23	
25 53 T. RABAT	ESP	Kawasaki ZX-10RR	23.392	35.338 +0.525	29.563 +0.166	23.984 +0.036	1'52.277 1'53.004	25	0.727
Overall Ideal Time			22.329	33.672	28.319	22.852	1'47.172		

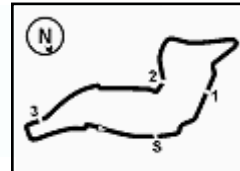
14/07/2023

These data/results cannot be reproduced, stored and/or transmitted in whole or in part by any manner of electronic, mechanical, photocopying, recording, broadcasting or otherwise now known or herein after developed without the previous express consent by the copyright owner, except for reproduction in daily press and regular printed publications on sale to the public within 60 days of the event related to those data/results and always provided that copyright symbol appears together as follows below.

© DORNA WSBK ORGANIZATION Srl 2023

FIGR PERUGIA TIMING





Imola Circuit 4.936 m

16	22.784	34.103	28.987	23.270	1'49.144	271,4	11:11'11.351
17	22.802	34.325	28.866	23.216	1'49.209	272,1	11:13'00.560
18	23.282	36.784	29.677	24.266	1'54.009	272,8	11:14'54.569
19	22.817	34.244	28.853	23.399	1'49.313	273,5	11:16'43.882

14	22.817	34.248	29.041	23.463	1'49.569	277,1	11:01'52.701
15	22.753	34.198	28.667	23.668	1'49.286	277,8	11:03'41.987
16	24.994	39.127	30.389	3'51.333	5'25.843P	274,9	11:09'07.830
17	38.995	35.306	29.310	24.802	2'08.413CP	128,4	11:11'16.243
18	26.221	34.688	29.378	24.028	1'54.315CP	257,5	11:13'10.558
19	22.959	34.573	28.859	23.525	1'49.916	277,8	11:15'00.474

13° 91 L. HASLAM [1'49.186]

Lap	Seg.1	Seg.2	Seg.3	Seg.4	Lap Time	km/h	Local Time
1					10:29'58.879		
2	45.216	38.746	31.754	24.653	2'20.369P	185,4	10:32'19.248
3	23.653	36.549	35.576	3'48.397	5'24.175P	254,4	10:37'43.423
4	40.817	36.799	33.152	2'09.230	3'59.998P	176,7	10:41'43.421
5	38.779	36.039	29.932	24.213	2'08.963P	151,0	10:43'52.384
6	23.166	34.941	29.459	24.237	1'51.803	276,3	10:45'44.187
7	22.930	34.650	29.309	23.950	1'50.839	276,3	10:47'35.026
8	22.850	34.494	29.545	23.576	1'50.465	277,8	10:49'25.491
9	22.722	34.465	29.068	23.447	1'49.702	277,8	10:51'15.193
10	23.816	37.912	30.494	8'01.393	9'33.615P	276,3	11:00'48.808
11	38.927	36.307	29.662	23.614	2'08.510P	174,7	11:02'57.318
12	23.007	34.298	29.077	23.391	1'49.773	278,5	11:04'47.091
13	22.660	34.159	28.964	23.403	1'49.186	277,8	11:06'36.277
14	22.599	34.176	28.915	23.539	1'49.229	277,1	11:08'25.506
15	26.821	37.443	31.628	24.571	2'00.463	277,1	11:10'25.969
16	22.656	34.250	29.002	23.397	1'49.305	277,8	11:12'15.274
17	26.252	37.945	34.967	29.822	2'08.986	277,1	11:14'24.260

16° 87 R. GARDNER [1'49.488]

Lap	Seg.1	Seg.2	Seg.3	Seg.4	Lap Time	km/h	Local Time
1					10:29'58.567		
2	38.128	37.440	31.173	31.957	2'18.698P	199,3	10:32'17.265
3	23.904	35.195	29.707	24.640	1'53.446	241,6	10:34'10.711
4	23.375	35.022	29.954	24.149	1'52.500	260,7	10:36'03.211
5	24.404	37.863	31.034	23.944	1'57.245	267,9	10:38'00.456
6	23.285	34.576	37.820	25.283	2'00.964C	270,7	10:40'01.420
7	23.069	34.266	29.320	24.095	1'50.750	273,5	10:41'52.170
8	23.160	34.882	31.445	24.088	1'53.575	274,2	10:43'45.745
9	22.768	34.407	29.158	23.847	1'50.180	276,3	10:45'35.925
10	22.828	34.380	29.322	23.558	1'50.088	276,3	10:47'26.013
11	22.781	41.253	35.751	13'34.552	15'14.337P	277,8	11:02'40.350
12	44.433	36.801	32.065	27.918	2'21.217CP	172,1	11:05'01.567
13	22.919	34.608	29.205	23.635	1'50.367	274,9	11:06'51.934
14	23.018	34.844	36.305	24.739	1'58.906C	274,9	11:08'50.840
15	22.958	34.360	29.106	23.509	1'49.933	274,9	11:10'40.773
16	22.684	34.200	29.092	23.657	1'49.633	276,3	11:12'30.406
17	22.653	34.104	29.340	23.391	1'49.488	276,3	11:14'19.894
18	24.813	37.225	31.459	29.823	2'03.320	268,6	11:16'23.214

14° 97 X. VIERGE [1'49.266]

Lap	Seg.1	Seg.2	Seg.3	Seg.4	Lap Time	km/h	Local Time
1					10:30'01.906		
2	42.781	37.685	30.917	25.127	2'16.510P	182,2	10:32'18.416
3	23.831	35.627	29.639	24.209	1'53.306	263,9	10:34'11.722
4	23.497	35.343	29.393	24.328	1'52.561	261,3	10:36'04.283
5	23.124	34.989	29.625	23.619	1'51.357	267,3	10:37'55.640
6	22.986	35.068	29.529	23.865	1'51.448	274,9	10:39'47.088
7	22.993	34.895	28.921	24.116	1'50.925	276,3	10:41'38.013
8	27.180	42.747	29.098	23.825	2'02.850	280,0	10:43'40.863
9	22.845	34.704	29.165	23.684	1'50.398	279,3	10:45'31.261
10	22.727	34.616	28.906	23.776	1'50.025	280,7	10:47'21.286
11	22.754	34.569	30.812	23.675	1'51.810	277,8	10:49'13.096
12	22.686	34.705	29.186	9'09.370	10'35.947P	276,3	10:59'49.043
13	39.975	36.135	35.751	30.777	2'22.638P	135,5	11:02'11.681
14	22.920	34.335	28.669	23.710	1'49.634	276,3	11:04'01.315
15	22.684	34.278	28.988	24.443	1'50.393	274,9	11:05'51.708
16	25.174	35.727	32.140	23.626	1'56.667	258,8	11:07'48.375
17	22.653	34.215	29.005	23.538	1'49.411	277,1	11:09'37.786
18	22.752	34.355	28.948	31.847	1'57.902	277,1	11:11'35.688
19	22.501	34.055	29.113	23.624	1'49.293	275,6	11:13'24.981
20	22.631	34.247	28.756	23.632	1'49.266	279,3	11:15'14.247

17° 77 D. AEGERTER [1'49.584]

Lap	Seg.1	Seg.2	Seg.3	Seg.4	Lap Time	km/h	Local Time
1					10:30'20.603		
2	37.963	37.772	31.687	23.290	2'10.712CP	208,3	10:32'31.315
3	27.417	36.381	29.987	24.585	1'58.370C	232,1	10:34'29.685
4	23.717	35.812	29.744	24.187	1'53.460	265,9	10:36'23.145
5	23.401	35.009	29.240	23.744	1'51.394C	255,7	10:38'14.539
6	23.215	34.950	29.250	23.878	1'51.293	276,3	10:40'05.832
7	23.332	34.992	29.385	23.711	1'51.420	273,5	10:41'57.252
8	23.172	34.973	29.297	23.742	1'51.184	275,6	10:43'48.436
9	23.131	34.633	29.164	23.671	1'50.599	278,5	10:45'39.035
10	23.208	35.365	33.938	24.254	1'56.765	274,9	10:47'35.800
11	23.064	34.663	29.320	23.581	1'50.628	275,6	10:49'26.428
12	23.428	34.560	29.350	23.844	1'51.182	276,3	10:51'17.610
13	23.048	34.540	28.907	23.989	1'50.484	277,1	10:53'08.094
14	23.086	34.616	29.170	23.518	1'50.390	276,3	10:54'58.484
15	23.091	34.426	29.102	10'28.420	11'55.039P	274,2	11:06'53.523
16	38.357	35.099	33.418	23.733	2'10.607P	157,5	11:09'04.130
17	22.994	34.470	29.004	23.550	1'50.018	274,2	11:10'54.148
18	22.935	34.349	29.008	23.771	1'50.063	278,5	11:12'44.211
19	22.866	34.305	28.957	23.971	1'50.099	276,3	11:14'34.310
20	22.809	34.284	28.876	23.615	1'49.584	273,5	11:16'23.894

15° 71 L. LECUONA [1'49.286]

Lap	Seg.1	Seg.2	Seg.3	Seg.4	Lap Time	km/h	Local Time
1					10:29'56.723		
2	38.668	37.651	31.263	24.507	2'12.089P	186,0	10:32'08.812
3	24.012	35.893	29.484	24.217	1'53.606	259,4	10:34'02.418
4	23.658	35.261	29.374	22.962	1'51.255C	263,3	10:35'53.673
5	25.757	35.167	29.585	24.213	1'54.722C	252,6	10:37'48.395
6	23.347	35.034	29.460	23.770	1'51.611	276,3	10:39'40.006
7	23.167	34.981	29.421	23.660	1'51.229	277,8	10:41'31.235
8	22.922	34.630	29.296	23.716	1'50.564	279,3	10:43'21.799
9	23.018	34.381	28.773	23.748	1'49.920	279,3	10:45'11.719
10	22.930	34.523	28.880	7'38.500	9'04.833P	272,8	10:54'16.552
11	37.182	35.702	29.334	24.391	2'06.609P	188,7	10:56'23.161
12	23.325	34.590	29.066	23.563	1'50.544	273,5	10:58'13.705
13	22.878	34.289	28.803	23.457	1'49.427	278,5	11:00'03.132

18° 16 G. RUIJ [1'49.591]

Lap	Seg.1	Seg.2	Seg.3	Seg.4	Lap Time	km/h	Local Time
1					10:29'53.913		
2	39.720	37.802	31.662	3'29.756	5'18.940P	176,7	10:35'12.853
3	39.266	36.200	30.397	23.878	2'09.741P	192,4	10:37'22.594
4	23.423	35.328	29.871	23.693	1'52.315	271,4	10:39'14.909
5	23.161	35.106	29.471	23.512	1'51.250	275,6	10:41'06.159
6	23.015	34.908	29.433	23.448	1'50.804	273,5	10:42'56.963
7	22.931	34.700	29.286	23.411	1'50.328	274,2	10:44'47.291
8	24.032	36.100	30.748	18'36.226	20'07.106P	272,1	11:04'54.397
9	37.246	39.029	32.377	23.985	2'12.637P	161,8	11:07'07.034
10	23.147	34.505	29.244	23.902	1'50.798	272,8	11:08'57.832

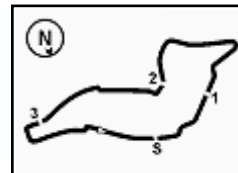
14/07/2023

P = Pits In/Out - C = Lap Time Cancelled

These data/results cannot be reproduced, stored and/or transmitted in whole or in part by any manner of electronic, mechanical, photocopying, recording, broadcasting or otherwise now known or herein after developed without the previous express consent by the copyright owner, except for reproduction in daily press and regular printed publications on sale to the public within 60 days of the event related to those data/results and always provided that copyright symbol appears together as follows below.

© DORNA WSBK ORGANIZATION Srl 2023





Imola Circuit 4.936 m

4 / 5

11	22.904	34.518	29.044	23.446	1'49.912	275,6	11:10'47.744	15	23.306	36.516	31.139	3'03.714	4'34.675P	271,4	11:08'19.612
12	22.844	34.367	28.995	23.524	1'49.730	274,9	11:12'37.474	16	46.160	37.359	29.845	24.006	2'17.370P	77,2	11:10'36.982
13	22.796	34.467	29.020	23.314	1'49.597	277,8	11:14'27.071	17	23.262	34.872	29.575	23.915	1'51.624	269,3	11:12'28.606
14	22.862	34.245	29.096	23.388	1'49.591	277,1	11:16'16.662	18	23.084	34.780	29.275	23.977	1'51.116	270,0	11:14'19.722
								19	23.414	37.041	34.541	27.254	2'02.250	268,6	11:16'21.972

19°		5 P. OETTL (1'49.672)					
Lap	Seg1	Seg2	Seg3	Seg4	Lap Time	km/h	Local Time
1		38.019	31.336	24.369		150,8	10:32'05.498
2	23.734	35.841	29.773	23.769	1'53.117	257,5	10:33'58.615
3	23.176	35.045	29.338	23.569	1'51.128	265,3	10:35'49.743
4	30.859	37.586	29.239	23.474	2'01.158	276,3	10:37'50.901
5	22.880	34.832	29.291	23.484	1'50.487	273,5	10:39'41.388
6	22.841	34.947	29.423	23.480	1'50.691	276,3	10:41'32.079
7	22.766	34.853	29.112	23.474	1'50.205	277,8	10:43'22.284
8	23.158	34.573	29.129	23.290	1'50.150	274,2	10:45'12.434
9	22.786	34.489	28.980	23.417	1'49.672	278,5	10:47'02.106
10	23.109	35.391	29.800	38.697	2'06.997P	271,4	10:49'09.103
11	8'14.914	34.749	29.911	24.786	9'44.360P	177,3	10:58'53.463
12	23.026	34.393	29.180	23.714	1'50.313	270,0	11:00'43.776
13	23.390	34.762	29.444	37.754	2'05.350P	265,9	11:02'49.126
14	7'15.062	34.695	29.244	23.597	8'42.598P	202,4	11:11'31.724
15	22.871	34.618	29.190	23.477	1'50.156	274,9	11:13'21.880
16	23.003	34.660	29.279	24.339	1'51.281	273,5	11:15'13.161

22°		20 R. TAMBURINI (1'51.120)					
Lap	Seg1	Seg2	Seg3	Seg4	Lap Time	km/h	Local Time
1							10:29'59.252
2	42.298	38.397	31.339	25.116	2'17.150P	179,4	10:32'16.402
3	24.135	40.477	30.684	24.488	1'59.784	232,1	10:34'16.186
4	23.662	35.842	30.533	25.119	1'55.156C	260,0	10:36'11.342
5	23.558	35.589	29.781	24.046	1'52.974	260,0	10:38'04.316
6	23.403	35.511	29.884	24.158	1'52.956	275,6	10:39'57.272
7	23.305	35.667	30.123	24.318	1'53.413	273,5	10:41'50.685
8	23.495	35.479	29.678	26.971	1'55.623	255,0	10:43'46.308
9	23.115	35.368	29.479	23.966	1'51.928	265,9	10:45'38.236
10	23.392	35.755	32.443	26.459	1'58.049	274,9	10:47'36.285
11	23.263	35.244	29.622	23.963	1'52.092	268,6	10:49'28.377
12	24.799	39.358	30.928	10'26.963	12'02.048P	273,5	11:01'30.425
13	44.268	37.956	29.844	24.045	2'16.113P	145,4	11:03'46.538
14	23.318	35.334	36.902	25.878	2'01.432	270,0	11:05'47.970
15	23.287	35.509	29.306	23.624	1'51.726	272,1	11:07'39.696
16	23.223	35.027	29.196	23.674	1'51.120	277,8	11:09'30.816
17	23.121	35.117	29.334	23.833	1'51.405	280,7	11:11'22.221
18	23.088	35.185	29.347	23.780	1'51.400	273,5	11:13'13.621
19	23.168	34.992	29.223	23.757	1'51.140	268,6	11:15'04.761

20°		34 L. BALDASSARRI (1'50.153)					
Lap	Seg1	Seg2	Seg3	Seg4	Lap Time	km/h	Local Time
1							10:30'28.161
2	40.117	39.172	32.257	25.314	2'16.860P	164,3	10:32'45.021
3	23.918	36.057	30.181	24.377	1'54.533	269,3	10:34'39.554
4	23.569	35.446	29.803	23.849	1'52.667	263,3	10:36'32.221
5	23.377	35.297	29.770	23.812	1'52.256	265,9	10:38'24.477
6	26.060	37.578	31.052	25.031	1'59.721	270,7	10:40'24.198
7	23.388	35.179	29.642	23.898	1'52.107	263,9	10:42'16.305
8	23.389	35.004	29.379	23.759	1'51.531	268,6	10:44'07.836
9	23.152	34.810	29.829	23.624	1'51.415	270,0	10:45'59.251
10	23.287	34.982	29.376	23.453	1'51.098	271,4	10:47'50.349
11	23.025	34.658	29.338	23.595	1'50.616	270,7	10:49'40.965
12	23.989	36.742	31.516	9'10.793	10'43.040P	271,4	11:00'24.005
13	41.433	37.287	29.714	23.780	2'12.214P	105,7	11:02'36.219
14	23.318	34.768	29.434	23.671	1'51.191	259,4	11:04'27.410
15	23.296	34.841	29.485	23.742	1'51.364	272,1	11:06'18.774
16	23.127	34.907	29.318	23.535	1'50.887	271,4	11:08'09.661
17	23.088	34.717	29.172	23.687	1'50.664	272,1	11:10'00.325
18	23.041	34.523	29.104	23.601	1'50.269	272,1	11:11'50.594
19	23.072	34.282	29.309	23.490	1'50.153	270,0	11:13'40.747
20	23.198	34.581	29.141	23.785	1'50.705C	269,3	11:15'31.452

23°		52 D. KONIG (1'51.498)					
Lap	Seg1	Seg2	Seg3	Seg4	Lap Time	km/h	Local Time
1							10:29'54.981
2	40.936	38.722	31.788	26.140	2'17.586P	180,9	10:32'12.567
3	24.358	36.597	30.717	24.576	1'56.248	253,2	10:34'08.815
4	23.717	35.991	30.944	24.451	1'55.103	265,9	10:36'03.918
5	23.964	35.700	30.138	24.307	1'54.109	252,6	10:37'58.027
6	23.493	35.482	30.078	24.450	1'53.503	269,3	10:39'51.530
7	23.602	35.517	29.775	24.193	1'53.087	272,1	10:41'44.617
8	23.545	40.172	30.080	13'11.132	14'44.929P	273,5	10:56'29.546
9	40.051	36.506	30.643	24.591	2'11.791P	176,7	10:58'41.337
10	23.780	35.588	29.876	24.065	1'53.309	272,1	11:00'34.646
11	23.537	35.291	29.708	24.039	1'52.575	270,0	11:02'27.221
12	23.704	36.817	31.133	5'31.382	7'03.036P	265,3	11:09'30.257
13	37.430	39.431	30.183	24.384	2'11.428P	197,5	11:11'41.685
14	23.608	35.264	29.947	24.171	1'52.990	267,3	11:13'34.675
15	23.185	34.949	29.595	23.769	1'51.498	274,2	11:15'26.173

21°		32 I. VINALES (1'51.116)					
Lap	Seg1	Seg2	Seg3	Seg4	Lap Time	km/h	Local Time
1							10:30'01.478
2	38.929	38.142	31.343	25.372	2'13.786P	200,1	10:32'15.264
3	24.454	35.722	30.506	24.244	1'54.926	239,5	10:34'10.190
4	23.508	35.124	30.074	24.189	1'52.895	256,3	10:36'03.085
5	23.488	35.557	30.211	24.099	1'53.355	265,3	10:37'56.440
6	23.220	34.884	29.784	23.986	1'51.874	266,6	10:39'48.314
7	23.188	35.021	29.525	23.988	1'51.722	267,9	10:41'40.036
8	23.255	36.893	33.100	8'58.459	10'31.707P	270,0	10:52'11.743
9	39.835	36.432	30.647	24.323	2'11.237P	173,8	10:54'22.980
10	23.606	35.641	30.126	24.110	1'53.483	262,6	10:56'16.463
11	23.489	35.350	30.070	24.192	1'53.101	272,8	10:58'09.564
12	23.357	34.795	29.627	23.972	1'51.751	261,3	11:00'01.315
13	23.221	34.912	30.288	23.921	1'52.342	268,6	11:01'53.657
14	23.093	34.789	29.509	23.889	1'51.280	268,6	11:03'44.937

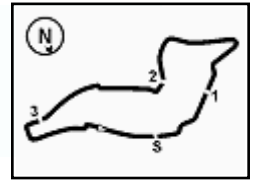
24°		51 E. GRANADO (1'51.505)					
Lap	Seg1	Seg2	Seg3	Seg4	Lap Time	km/h	Local Time
1							10:29'44.244
2	51.043	38.292	31.489	24.478	2'25.302P	105,1	10:32'09.546
3	23.976	36.355	30.551	24.611	1'55.493	260,7	10:34'05.039
4	24.192	36.264	30.956	24.305	1'55.717	262,0	10:36'00.756
5	23.575	35.988	30.145	24.113	1'53.821	271,4	10:37'54.577
6	23.569	36.000	29.804	24.127	1'53.500	268,6	10:39'48.077
7	23.747	35.424	29.702	23.739	1'52.612	268,6	10:41'40.689
8	44.364	50.142	30.241	24.042	2'28.789	276,3	10:44'09.478
9	23.599	35.338	29.887	23.683	1'52.507	267,3	10:46'01.985
10	23.069	35.009	29.464	23.963	1'51.505	275,6	10:47'53.490
11	29.196	42.944	35.092	15'44.605	17'31.837P	272,1	11:05'25.327
12	54.567	36.650	30.732	26.240	2'28.189CP	72,7	11:07'53.516
13	31.289	35.927	30.493	24.643	2'02.352C	239,5	11:09'55.868
14	23.580	35.300	30.076	23.881	1'52.837	267,9	11:11'48.705
15	23.311	35.080	29.795	25.025	1'53.211	267,9	11:13'41.916

14/07/2023

P = Pits In/Out - C = Lap Time Cancelled

These data/results cannot be reproduced, stored and/or transmitted in whole or in part by any manner of electronic, mechanical, photocopying, recording, broadcasting or otherwise now known or herein after developed without the previous express consent by the copyright owner, except for reproduction in daily press and regular printed publications on sale to the public within 60 days of the event related to those data/results and always provided that copyright symbol appears together as follows below.

© DORNA WSBK ORGANIZATION Srl 2023



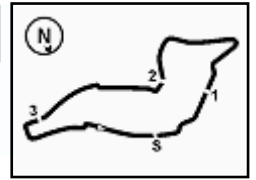
16 23.274 34.944 29.629 23.615 1'51.462C 270,7 11:15'33.378

25°							
53 T. RABAT [1'53.004]							
Lap	Seg.1	Seg.2	Seg.3	Seg.4	Lap Time	km/h	Local Time
1							10:30'16.155
2	37.956	40.851	34.149	16'35.492	18'28.448P	198,9	10:48'44.603
3	38.922	38.838	32.253	25.681	2'15.694P	174,4	10:51'00.297
4	25.317	38.265	30.912	24.796	1'59.290	208,8	10:52'59.587
5	24.454	43.038	30.221	24.402	2'02.115	231,1	10:55'01.702
6	24.249	36.985	30.598	25.900	1'57.732C	228,1	10:56'59.434
7	27.552	39.518	33.426	27.372	2'07.868C	246,1	10:59'07.302
8	23.626	36.410	30.815	24.424	1'55.275	258,8	11:01'02.577
9	24.056	37.229	30.226	23.984	1'55.495	240,5	11:02'58.072
10	23.602	36.067	29.563	24.033	1'53.265	248,5	11:04'51.337
11	23.565	36.024	29.585	24.246	1'53.420	255,0	11:06'44.757
12	23.445	35.694	29.922	24.355	1'53.416	255,7	11:08'38.173
13	23.756	35.977	29.749	23.998	1'53.480	246,1	11:10'31.653
14	23.392	35.863	29.729	24.020	1'53.004	263,9	11:12'24.657
15	23.481	35.338	29.657	28.811	1'57.287C	240,0	11:14'21.944

14/07/2023 P = Pits In/Dut - C = Lap Time Cancelled

These data/results cannot be reproduced, stored and/or transmitted in whole or in part by any manner of electronic, mechanical, photocopying, recording, broadcasting or otherwise now known or herein after developed without the previous express consent by the copyright owner, except for reproduction in daily press and regular printed publications on sale to the public within 60 days of the event related to those data/results and always provided that copyright symbol appears together as follows below.

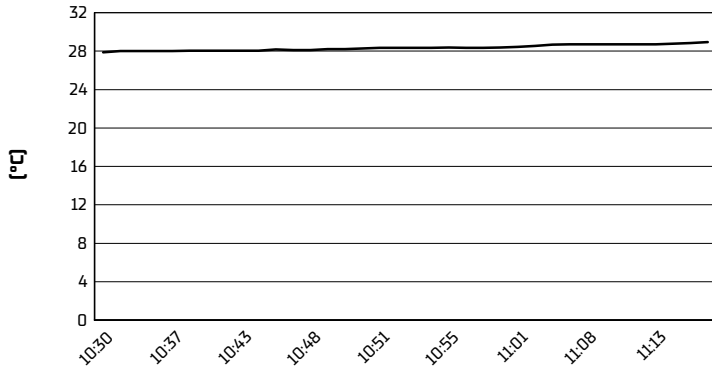
© DORNA WSBK ORGANIZATION Srl 2023



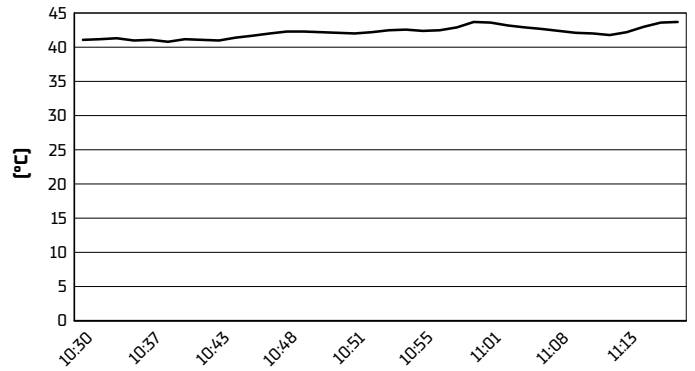
Imola Circuit 4.936 m

Prometeon Italian Round, 14-16 July 2023
Weather Report Free Practice 1st Session
Session started 10:30 - Session ended 11:18

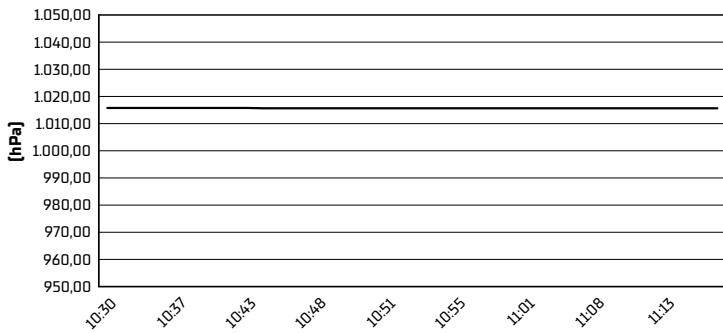
Air Temperature



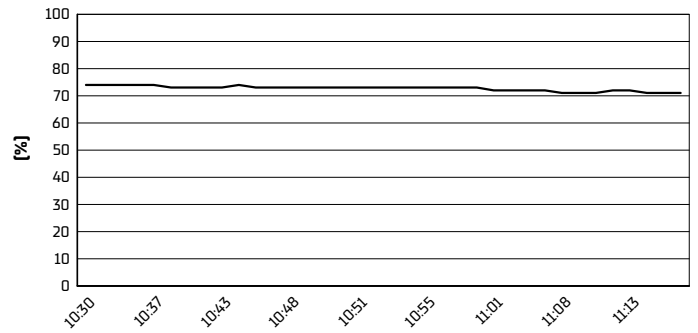
Track Temperature



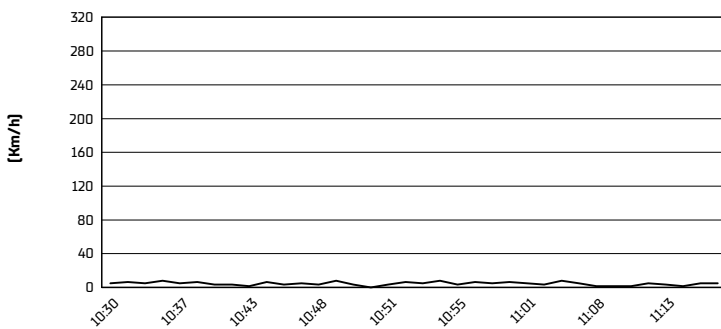
Air Pressure



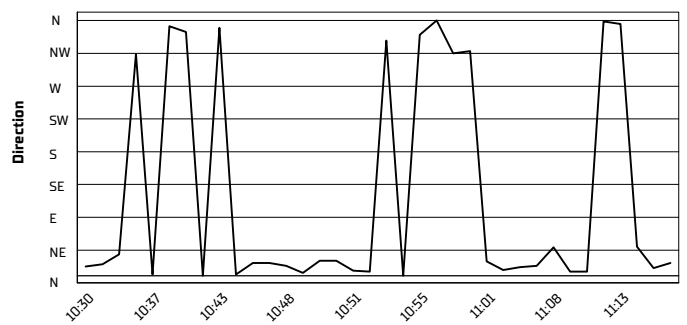
Humidity



Wind Speed



Wind Direction



14/07/2023

These data/results cannot be reproduced, stored and/or transmitted in whole or in part by any manner of electronic, mechanical, photocopying, recording, broadcasting or otherwise now known or herein after developed without the previous express consent by the copyright owner, except for reproduction in daily press and regular printed publications on sale to the public within 60 days of the event related to those data/results and always provided that copyright symbol appears together as follows below.

© DORNA WSBK ORGANIZATION Srl 2023