

Prometeon Italian Round, 14-16 July 2023

Results Free Practice 3rd Session

1 / 2

No.	Rider	Nat	Team	Bike	Class	Time	Gap	Rel.	Laps	Speed	
										Avg	Max
1	21 M. RINALDI	ITA	Aruba.it Racing - Ducati	Ducati Panigale V4R		1'46.389			9	167,025	283,0
2	1 A. BAUTISTA	ESP	Aruba.it Racing - Ducati	Ducati Panigale V4R		1'46.462	0.073	0.073	16	166,910	287,6
3	45 S. REDDING	GBR	ROKIT BMW Motorrad WorldSBK Team	BMW M1000 RR		1'46.701	0.312	0.239	14	166,536	285,3
4	55 A. LOCATELLI	ITA	Pata Yamaha Prometeon WorldSBK	Yamaha YZF R1		1'46.887	0.498	0.186	13	166,247	280,7
5	31 G. GERLOFF	USA	Bonovo Action BMW	BMW M1000 RR	IND	1'47.003	0.614	0.116	14	166,066	285,3
6	54 T. RAZGATLIOGLU	TUR	Pata Yamaha Prometeon WorldSBK	Yamaha YZF R1		1'47.093	0.704	0.090	12	165,927	280,7
7	87 R. GARDNER	AUS	GYTR GRT Yamaha WorldSBK Team	Yamaha YZF R1	IND	1'47.128	0.739	0.035	13	165,873	280,7
8	47 A. BASSANI	ITA	Motocorsa Racing	Ducati Panigale V4R	IND	1'47.234	0.845	0.106	11	165,709	281,5
9	65 J. REA	GBR	Kawasaki Racing Team WorldSBK	Kawasaki ZX-10RR		1'47.267	0.878	0.033	13	165,658	280,7
10	22 A. LOWES	GBR	Kawasaki Racing Team WorldSBK	Kawasaki ZX-10RR		1'47.493	1.104	0.226	15	165,309	280,0
11	28 B. RAY	GBR	Yamaha Motoxrcing WorldSBK Team	Yamaha YZF R1	IND	1'47.498	1.109	0.005	13	165,302	277,1
12	97 X. VIERGE	ESP	Team HRC	Honda CBR1000 RR-R		1'47.533	1.144	0.035	13	165,248	288,4
13	7 I. LECUONA	ESP	Team HRC	Honda CBR1000 RR-R		1'47.547	1.158	0.014	14	165,226	283,8
14	91 L. HASLAM	GBR	ROKIT BMW Motorrad WorldSBK Team	BMW M1000 RR		1'47.552	1.163	0.005	12	165,219	281,5
15	76 L. BAZ	FRA	Bonovo Action BMW	BMW M1000 RR	IND	1'47.722	1.333	0.170	16	164,958	283,0
16	77 D. AEGERTER	SUI	GYTR GRT Yamaha WorldSBK Team	Yamaha YZF R1	IND	1'47.817	1.428	0.095	14	164,813	282,2
17	9 D. PETRUCCI	ITA	Barni Spark Racing Team	Ducati Panigale V4R	IND	1'47.919	1.530	0.102	2	164,657	283,0
18	5 P. DETTL	GER	Team GoEleven	Ducati Panigale V4R	IND	1'48.033	1.644	0.114	14	164,483	280,0
19	34 L. BALDASSARRI	ITA	GMT94 Yamaha	Yamaha YZF R1	IND	1'48.400	2.011	0.367	13	163,926	276,3
20	53 T. RABAT	ESP	Kawasaki Puccetti Racing	Kawasaki ZX-10RR	IND	1'49.365	2.976	0.965	14	162,480	277,8
21	51 E. GRANADO	BRA	PETRONAS MIE Racing Honda Team	Honda CBR1000 RR-R	IND	1'49.415	3.026	0.050	11	162,406	279,3
22	20 R. TAMBURINI	ITA	PETRONAS MIE Racing Honda Team	Honda CBR1000 RR-R	IND	1'49.566	3.177	0.151	12	162,182	279,3
23	32 I. VINALES	ESP	TPR Team Pedercini Racing	Kawasaki ZX-10RR	IND	1'49.745	3.356	0.179	11	161,917	272,8
24	16 G. RUIJU	ITA	Bmax Racing	BMW M1000 RR	IND	1'49.769	3.380	0.024	9	161,882	282,2
25	52 O. KONIG	CZE	Orelac Racing MOVISIO	Kawasaki ZX-10RR	IND	1'50.285	3.896	0.516	12	161,124	276,3

Qualifying Lap Time (105% of 1'46.389): **1'51.709**

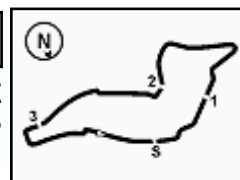
AIR	Humidity:	59%	Temp:	27°C
TRACK	Condition:	Dry	Temp:	37°C

Records	Pole	(SP)	2019	C.Davies	1'45.180	168,940	Km/h
	Race	(SPRC)	2019	C.Davies	1'45.727	168,070	Km/h
	All Times	(SP)	2019	C.Davies	1'45.180	168,940	Km/h

Start 09:00 End 09:33 The results are provisional until the end of the time limit for protests and appeals and the completion of the technical checks.

These data/results cannot be reproduced, stored and/or transmitted in whole or in part by any manner of electronic, mechanical, photocopying, recording, broadcasting or otherwise now known or herein after developed without the previous express consent by the copyright owner, except for reproduction in daily press and regular printed publications on sale to the public within 60 days of the event related to those data/results and always provided that copyright symbol appears together as follows below.

© DORNA WSBK ORGANIZATION Srl 2023



Prometeon Italian Round, 14-16 July 2023

Results Free Practice 3rd Session

Session Highlights

Local Time	No. Rider	Description
09.00.00		Start
09.00.13		WorldSBK Pit Intervention Time: 1min 4secs
09.05.07	22 A. LOWES	Lap Cancelled [1'49.325] - Exceeded Track Limits - Turn 21-22
09.06.53	9 D. PETRUCCI	Technical Problem
09.09.17	7 I. LECUONA	Current and Following Lap Cancelled - Exceeded Track Limits - Turn 21
09.09.24	77 D. AEGERTER	Lap Cancelled [1'49.335] - Yellow Flag - Turn 9
09.09.29	54 T. RAZGATLIOGLU	Lap Cancelled [1'47.115] - Yellow Flag - Turn 9
09.19.57	76 L. BAZ	On Asphalt - Re-Joined - Turn 12
09.20.50	34 L. BALDASSARRI	On Asphalt - Re-Joined - Turn 12
09.22.41	34 L. BALDASSARRI	On Asphalt - Re-Joined - Turn 12
09.28.43	34 L. BALDASSARRI	Current and Following Lap Cancelled - Exceeded Track Limits - Turn 21
09.30.03	16 G. RUIU	Lap Cancelled [1'49.106] - Exceeded Track Limits - Turn 21-22
09.31.18	77 D. AEGERTER	Current and Following Lap Cancelled - Exceeded Track Limits - Turn 21
09.32.21	31 G. GERLOFF	Lap Cancelled [1'47.139] - Exceeded Track Limits - Turn 21-22
09.33.47		End Of Session

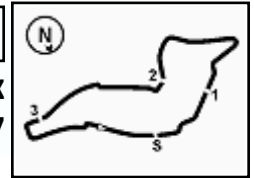
Fastest Laps Sequence

No.	Rider	Nat	Team	Bike	Local Time	Time	Gap	Avg
65	J. REA	GBR	Kawasaki Racing Team WorldSBK	Kawasaki ZX-10RR	09:03'51.615	1'49.805		161,829
28	B. RAY	GBR	Yamaha Motoxracing WorldSBK Team	Yamaha YZF R1	09:03'53.543	1'49.688	-0.117	162,001
1	A. BAUTISTA	ESP	Aruba.it Racing - Ducati	Ducati Panigale V4R	09:03'55.610	1'47.804	-1.884	164,832
47	A. BASSANI	ITA	Motocorsa Racing	Ducati Panigale V4R	09:06'25.696	1'47.352	-0.452	165,526
47	A. BASSANI	ITA	Motocorsa Racing	Ducati Panigale V4R	09:08'12.930	1'47.234	-0.118	165,709
1	A. BAUTISTA	ESP	Aruba.it Racing - Ducati	Ducati Panigale V4R	09:12'55.993	1'47.022	-0.212	166,037
55	A. LOCATELLI	ITA	Pata Yamaha Prometeon WorldSBK	Yamaha YZF R1	09:23'05.677	1'47.004	-0.018	166,065
1	A. BAUTISTA	ESP	Aruba.it Racing - Ducati	Ducati Panigale V4R	09:23'43.618	1'46.931	-0.073	166,178
21	M. RINALDI	ITA	Aruba.it Racing - Ducati	Ducati Panigale V4R	09:23'57.945	1'46.389	-0.542	167,025

15/07/2023 Start 09:00 End 09:33 The results are provisional until the end of the time limit for protests and appeals and the completion of the technical checks.

These data/results cannot be reproduced, stored and/or transmitted in whole or in part by any manner of electronic, mechanical, photocopying, recording, broadcasting or otherwise now known or herein after developed without the previous express consent by the copyright owner, except for reproduction in daily press and regular printed publications on sale to the public within 60 days of the event related to those data/results and always provided that copyright symbol appears together as follows below.

© DORNA WSBK ORGANIZATION Srl 2023



Prometeon Italian Round, 14-16 July 2023

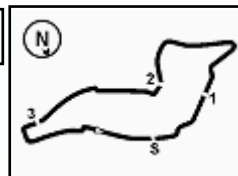
Free Practices Combined Results

No.	Rider	Nat	Team	Bike	Class	FP1	FP2	FP3	Time	Gap	Rel.	Avg	LL
1	21 M. RINALDI	ITA	Aruba.it Racing - Ducati	Ducati Panigale V4R		1'47.845	1'47.128	1'46.389	1'46.389			167,025	41
2	1 A. BAUTISTA	ESP	Aruba.it Racing - Ducati	Ducati Panigale V4R		1'47.691	1'47.737	1'46.462	1'46.462	0.073	0.073	166,910	56
3	45 S. REDDING	GBR	ROKiT BMW Motorrad WorldSBK Team	BMW M1000 RR		1'48.732	1'47.802	1'46.701	1'46.701	0.312	0.239	166,536	52
4	55 A. LOCATELLI	ITA	Pata Yamaha Prometeon WorldSBK	Yamaha YZF R1		1'48.209	1'47.592	1'46.887	1'46.887	0.498	0.186	166,247	56
5	31 G. GERLOFF	USA	Bonovo Action BMW	BMW M1000 RR	IND	1'48.694	1'47.454	1'47.003	1'47.003	0.614	0.116	166,066	42
6	54 T. RAZGATLIOGLU	TUR	Pata Yamaha Prometeon WorldSBK	Yamaha YZF R1		1'47.661	1'47.916	1'47.093	1'47.093	0.704	0.090	165,927	53
7	87 R. GARDNER	AUS	GYTR GRT Yamaha WorldSBK Team	Yamaha YZF R1	IND	1'49.488	1'48.694	1'47.128	1'47.128	0.739	0.035	165,873	50
8	47 A. BASSANI	ITA	Motocorsa Racing	Ducati Panigale V4R	IND	1'47.942	1'47.548	1'47.234	1'47.234	0.845	0.106	165,709	42
9	65 J. REA	GBR	Kawasaki Racing Team WorldSBK	Kawasaki ZX-10RR		1'47.664	1'47.830	1'47.267	1'47.267	0.878	0.033	165,658	48
10	22 A. LOWES	GBR	Kawasaki Racing Team WorldSBK	Kawasaki ZX-10RR		1'48.334	1'47.279	1'47.493	1'47.279	0.890	0.012	165,639	55
11	28 B. RAY	GBR	Yamaha Motoxrcing WorldSBK Team	Yamaha YZF R1	IND	1'49.144	1'47.982	1'47.498	1'47.498	1.109	0.219	165,302	50
12	97 X. VIERGE	ESP	Team HRC	Honda CBR1000 RR-R		1'49.266	1'48.749	1'47.533	1'47.533	1.144	0.035	165,248	54
13	7 I. LECUONA	ESP	Team HRC	Honda CBR1000 RR-R		1'49.286	1'48.907	1'47.547	1'47.547	1.158	0.014	165,226	49
14	91 L. HASLAM	GBR	ROKiT BMW Motorrad WorldSBK Team	BMW M1000 RR		1'49.186	1'48.799	1'47.552	1'47.552	1.163	0.005	165,219	45
15	9 D. PETRUCCI	ITA	Barni Spark Racing Team	Ducati Panigale V4R	IND	1'48.087	1'47.693	1'47.919	1'47.693	1.304	0.141	165,002	37
16	76 L. BAZ	FRA	Bonovo Action BMW	BMW M1000 RR	IND	1'48.917	1'48.440	1'47.722	1'47.722	1.333	0.029	164,958	49
17	77 D. AEGERTER	SUI	GYTR GRT Yamaha WorldSBK Team	Yamaha YZF R1	IND	1'49.584	1'48.985	1'47.817	1'47.817	1.428	0.095	164,813	54
18	5 P. OETTL	GER	Team GoEleven	Ducati Panigale V4R	IND	1'49.672	1'48.686	1'48.033	1'48.033	1.644	0.216	164,483	50
19	34 L. BALDASSARRI	ITA	GMT94 Yamaha	Yamaha YZF R1	IND	1'50.153	1'48.961	1'48.400	1'48.400	2.011	0.367	163,926	50
20	16 G. RUIU	ITA	Bmax Racing	BMW M1000 RR	IND	1'49.591	1'49.081	1'49.769	1'49.081	2.692	0.681	162,903	29
21	53 T. RABAT	ESP	Kawasaki Puccetti Racing	Kawasaki ZX-10RR	IND	1'53.004	1'50.747	1'49.365	1'49.365	2.976	0.284	162,480	50
22	51 E. GRANADO	BRA	PETRONAS MIE Racing Honda Team	Honda CBR1000 RR-R	IND	1'51.505	1'50.622	1'49.415	1'49.415	3.026	0.050	162,406	45
23	20 R. TAMBURINI	ITA	PETRONAS MIE Racing Honda Team	Honda CBR1000 RR-R	IND	1'51.120	1'49.777	1'49.566	1'49.566	3.177	0.151	162,182	48
24	32 I. VINALES	ESP	TPR Team Pedercini Racing	Kawasaki ZX-10RR	IND	1'51.116	1'50.437	1'49.745	1'49.745	3.356	0.179	161,917	47
25	52 O. KONIG	CZE	Orelac Racing MOVISIO	Kawasaki ZX-10RR	IND	1'51.498	1'50.819	1'50.285	1'50.285	3.896	0.540	161,124	45

15/07/2023

These data/results cannot be reproduced, stored and/or transmitted in whole or in part by any manner of electronic, mechanical, photocopying, recording, broadcasting or otherwise now known or herein after developed without the previous express consent by the copyright owner, except for reproduction in daily press and regular printed publications on sale to the public within 60 days of the event related to those data/results and always provided that copyright symbol appears together as follows below.

© DORNA WSBK ORGANIZATION Srl 2023



Prometeon Italian Round, 14-16 July 2023

Best Sectors & Speed Free Practice 3rd Session

Imola Circuit 4.936 m

BEST LAP

1	21	M. RINALDI	Ducati Panigale V4R	1'46.389
2	1	A. BAUTISTA	Ducati Panigale V4R	1'46.462
3	45	S. REDDING	BMW M1000 RR	1'46.701
4	55	A. LOCATELLI	Yamaha YZF R1	1'46.887
5	31	G. GERLOFF	BMW M1000 RR	1'47.003
6	54	T. RAZGATLIOGLU	Yamaha YZF R1	1'47.093
7	87	R. GARDNER	Yamaha YZF R1	1'47.128
8	47	A. BASSANI	Ducati Panigale V4R	1'47.234
9	65	J. REA	Kawasaki ZX-10RR	1'47.267
10	22	A. LOWES	Kawasaki ZX-10RR	1'47.493
11	28	B. RAY	Yamaha YZF R1	1'47.498
12	97	X. VIERGE	Honda CBR1000 RR-R	1'47.533
13	7	I. LECUONA	Honda CBR1000 RR-R	1'47.547
14	91	L. HASLAM	BMW M1000 RR	1'47.552
15	76	L. BAZ	BMW M1000 RR	1'47.722
16	77	D. AEGERTER	Yamaha YZF R1	1'47.817
17	9	D. PETRUCCI	Ducati Panigale V4R	1'47.919
18	5	P. OETTL	Ducati Panigale V4R	1'48.033
19	34	L. BALDASSARRI	Yamaha YZF R1	1'48.400
20	53	T. RABAT	Kawasaki ZX-10RR	1'49.365
21	51	E. GRANADO	Honda CBR1000 RR-R	1'49.415
22	20	R. TAMBURINI	Honda CBR1000 RR-R	1'49.566
23	32	I. VINALES	Kawasaki ZX-10RR	1'49.745
24	16	G. RUIJU	BMW M1000 RR	1'49.769
25	52	D. KONIG	Kawasaki ZX-10RR	1'50.285

SPEED

1	97	X. VIERGE	Honda CBR1000 RR-R	288,4
2	1	A. BAUTISTA	Ducati Panigale V4R	287,6
3	45	S. REDDING	BMW M1000 RR	285,3
4	31	G. GERLOFF	BMW M1000 RR	285,3
5	7	I. LECUONA	Honda CBR1000 RR-R	283,8
6	9	D. PETRUCCI	Ducati Panigale V4R	283,0
7	21	M. RINALDI	Ducati Panigale V4R	283,0
8	76	L. BAZ	BMW M1000 RR	283,0
9	16	G. RUIJU	BMW M1000 RR	282,2
10	77	D. AEGERTER	Yamaha YZF R1	282,2
11	91	L. HASLAM	BMW M1000 RR	281,5
12	47	A. BASSANI	Ducati Panigale V4R	281,5
13	54	T. RAZGATLIOGLU	Yamaha YZF R1	280,7
14	55	A. LOCATELLI	Yamaha YZF R1	280,7
15	65	J. REA	Kawasaki ZX-10RR	280,7
16	87	R. GARDNER	Yamaha YZF R1	280,7
17	22	A. LOWES	Kawasaki ZX-10RR	280,0
18	5	P. OETTL	Ducati Panigale V4R	280,0
19	51	E. GRANADO	Honda CBR1000 RR-R	279,3
20	20	R. TAMBURINI	Honda CBR1000 RR-R	279,3
21	53	T. RABAT	Kawasaki ZX-10RR	277,8
22	28	B. RAY	Yamaha YZF R1	277,1
23	52	D. KONIG	Kawasaki ZX-10RR	276,3
24	34	L. BALDASSARRI	Yamaha YZF R1	276,3
25	32	I. VINALES	Kawasaki ZX-10RR	272,8

SEG. 1

1	1	A. BAUTISTA	22.096
2	31	G. GERLOFF	22.141
3	21	M. RINALDI	22.158
4	55	A. LOCATELLI	22.205
5	45	S. REDDING	22.257
6	47	A. BASSANI	22.260
7	87	R. GARDNER	22.282
8	54	T. RAZGATLIOGLU	22.299
9	91	L. HASLAM	22.364
10	5	P. OETTL	22.380
11	77	D. AEGERTER	22.409
12	76	L. BAZ	22.411
13	97	X. VIERGE	22.413
14	65	J. REA	22.416
15	7	I. LECUONA	22.422
16	22	A. LOWES	22.460
17	9	D. PETRUCCI	22.466
18	34	L. BALDASSARRI	22.472
19	28	B. RAY	22.553
20	53	T. RABAT	22.734
21	16	G. RUIJU	22.752
22	32	I. VINALES	22.828
23	51	E. GRANADO	22.842
24	20	R. TAMBURINI	22.885
25	52	D. KONIG	23.017

SEG. 2

1	21	M. RINALDI	33.131
2	1	A. BAUTISTA	33.315
3	45	S. REDDING	33.327
4	87	R. GARDNER	33.332
5	55	A. LOCATELLI	33.385
6	31	G. GERLOFF	33.420
7	28	B. RAY	33.487
8	22	A. LOWES	33.518
9	54	T. RAZGATLIOGLU	33.529
10	77	D. AEGERTER	33.581
11	7	I. LECUONA	33.594
12	47	A. BASSANI	33.598
13	91	L. HASLAM	33.619
14	5	P. OETTL	33.659
15	34	L. BALDASSARRI	33.694
16	76	L. BAZ	33.709
17	97	X. VIERGE	33.751
18	65	J. REA	33.757
19	9	D. PETRUCCI	33.841
20	53	T. RABAT	34.122
21	51	E. GRANADO	34.192
22	16	G. RUIJU	34.222
23	32	I. VINALES	34.244
24	52	D. KONIG	34.421
25	20	R. TAMBURINI	34.607

SEG. 3

1	54	T. RAZGATLIOGLU	28.076
2	1	A. BAUTISTA	28.162
3	45	S. REDDING	28.191
4	65	J. REA	28.210
5	31	G. GERLOFF	28.220
6	21	M. RINALDI	28.251
7	7	I. LECUONA	28.283
8	55	A. LOCATELLI	28.341
9	28	B. RAY	28.345
10	77	D. AEGERTER	28.354
11	47	A. BASSANI	28.432
12	97	X. VIERGE	28.443
13	22	A. LOWES	28.443
14	76	L. BAZ	28.462
15	87	R. GARDNER	28.474
16	91	L. HASLAM	28.544
17	5	P. OETTL	28.591
18	34	L. BALDASSARRI	28.605
19	9	D. PETRUCCI	28.735
20	51	E. GRANADO	28.767
21	16	G. RUIJU	28.822
22	20	R. TAMBURINI	28.858
23	53	T. RABAT	28.880
24	32	I. VINALES	29.008
25	52	D. KONIG	29.196

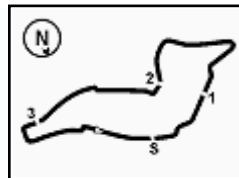
SEG. 4

1	54	T. RAZGATLIOGLU	22.779
2	31	G. GERLOFF	22.791
3	1	A. BAUTISTA	22.812
4	47	A. BASSANI	22.822
5	97	X. VIERGE	22.836
6	21	M. RINALDI	22.849
7	9	D. PETRUCCI	22.877
8	22	A. LOWES	22.880
9	65	J. REA	22.883
10	45	S. REDDING	22.894
11	55	A. LOCATELLI	22.899
12	91	L. HASLAM	22.967
13	87	R. GARDNER	22.993
14	28	B. RAY	22.995
15	76	L. BAZ	23.004
16	7	I. LECUONA	23.031
17	5	P. OETTL	23.063
18	34	L. BALDASSARRI	23.084
19	77	D. AEGERTER	23.085
20	20	R. TAMBURINI	23.216
21	53	T. RABAT	23.261
22	51	E. GRANADO	23.386
23	16	G. RUIJU	23.394
24	52	D. KONIG	23.469
25	32	I. VINALES	23.539

15/07/2023

These data/results cannot be reproduced, stored and/or transmitted in whole or in part by any manner of electronic, mechanical, photocopying, recording, broadcasting or otherwise now known or herein after developed without the previous express consent by the copyright owner, except for reproduction in daily press and regular printed publications on sale to the public within 60 days of the event related to those data/results and always provided that copyright symbol appears together as follows below.

© DORNA WSBK ORGANIZATION Srl 2023



Imola Circuit 4.936 m

Prometeon Italian Round, 14-16 July 2023

Ideal Times Free Practice 3rd Session

No.	Rider	Nat	Bike	Seg. 1	Seg. 2	Seg. 3	Seg. 4	Ideal Time		
				Diff. 1	Diff. 2	Diff. 3	Diff. 4	Best Lap	Pos.	Diff.
1	1 A. BAUTISTA	ESP	Ducati Panigale V4R	22.096	33.315	28.162	22.812 +0.077	1'46.385 1'46.462	2	0.077
2	21 M. RINALDI	ITA	Ducati Panigale V4R	22.158	33.131	28.251	22.849	1'46.389 1'46.389	1	
3	31 G. GERLOFF	USA	BMW M1000 RR	22.141 +0.128	33.420 +0.140	28.220 +0.163	22.791	1'46.572 1'47.003	5	0.431
4	45 S. REDDING	GBR	BMW M1000 RR	22.257 +0.032	33.327	28.191	22.894	1'46.669 1'46.701	3	0.032
5	54 T. RAZGATLIOGLU	TUR	Yamaha YZF R1	22.299	33.529 +0.067	28.076	22.779 +0.343	1'46.683 1'47.093	6	0.410
6	55 A. LOCATELLI	ITA	Yamaha YZF R1	22.205 +0.038	33.385	28.341 +0.001	22.899 +0.018	1'46.830 1'46.887	4	0.057
7	87 R. GARDNER	AUS	Yamaha YZF R1	22.282	33.332	28.474	22.993 +0.047	1'47.081 1'47.128	7	0.047
8	47 A. BASSANI	ITA	Ducati Panigale V4R	22.260	33.598	28.432	22.822 +0.122	1'47.112 1'47.234	8	0.122
9	65 J. REA	GBR	Kawasaki ZX-10RR	22.416	33.757	28.210	22.883 +0.001	1'47.266 1'47.267	9	0.001
10	22 A. LOWES	GBR	Kawasaki ZX-10RR	22.460 +0.031	33.518 +0.161	28.443	22.880	1'47.301 1'47.493	10	0.192
11	7 I. LECUONA	ESP	Honda CBR1000 RR-R	22.422	33.594 +0.106	28.283 +0.060	23.031 +0.051	1'47.330 1'47.547	13	0.217
12	28 B. RAY	GBR	Yamaha YZF R1	22.553 +0.118	33.487	28.345	22.995	1'47.380 1'47.498	11	0.118
13	77 D. AEGERTER	SUI	Yamaha YZF R1	22.409 +0.108	33.581	28.354 +0.280	23.085	1'47.429 1'47.817	16	0.388
14	97 X. VIERGE	ESP	Honda CBR1000 RR-R	22.413 +0.065	33.751 +0.025	28.443	22.836	1'47.443 1'47.533	12	0.090
15	91 L. HASLAM	GBR	BMW M1000 RR	22.364	33.619 +0.058	28.544	22.967	1'47.494 1'47.552	14	0.058
16	76 L. BAZ	FRA	BMW M1000 RR	22.411 +0.085	33.709 +0.051	28.462	23.004	1'47.586 1'47.722	15	0.136
17	5 P. OETTL	GER	Ducati Panigale V4R	22.380 +0.124	33.659 +0.069	28.591	23.063 +0.147	1'47.693 1'48.033	18	0.340
18	34 L. BALDASSARRI	ITA	Yamaha YZF R1	22.472 +0.116	33.694 +0.146	28.605 +0.283	23.084	1'47.855 1'48.400	19	0.545
19	9 D. PETRUCCI	ITA	Ducati Panigale V4R	22.466	33.841	28.735	22.877	1'47.919 1'47.919	17	
20	53 T. RABAT	ESP	Kawasaki ZX-10RR	22.734	34.122 +0.092	28.880 +0.082	23.261 +0.194	1'48.997 1'49.365	20	0.368
21	51 E. GRANADO	BRA	Honda CBR1000 RR-R	22.842 +0.072	34.192 +0.058	28.767 +0.098	23.386	1'49.187 1'49.415	21	0.228
22	16 G. RUIJU	ITA	BMW M1000 RR	22.752 +0.094	34.222 +0.218	28.822 +0.267	23.394	1'49.190 1'49.769	24	0.579
23	20 R. TAMBURINI	ITA	Honda CBR1000 RR-R	22.885	34.607	28.858	23.216	1'49.566 1'49.566	22	
24	32 I. VINALES	ESP	Kawasaki ZX-10RR	22.828	34.244	29.008	23.539 +0.126	1'49.619 1'49.745	23	0.126
25	52 O. KONIG	CZE	Kawasaki ZX-10RR	23.017	34.421 +0.030	29.196 +0.152	23.469	1'50.103 1'50.285	25	0.182
Overall Ideal Time				22.096	33.131	28.076	22.779	1'46.082		

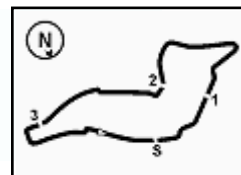
15/07/2023

These data/results cannot be reproduced, stored and/or transmitted in whole or in part by any manner of electronic, mechanical, photocopying, recording, broadcasting or otherwise now known or herein after developed without the previous express consent by the copyright owner, except for reproduction in daily press and regular printed publications on sale to the public within 60 days of the event related to those data/results and always provided that copyright symbol appears together as follows below.

© DORNA WSBK ORGANIZATION Srl 2023

FIGR PERUGIA TIMING





1° 21 M. RINALDI [1'46.389]

Lap	Seg1	Seg2	Seg3	Seg4	Lap Time	km/h	Local Time
1		35.926	29.493	24.059		116,1	9:02'55.334
2	22.635	34.045	28.891	23.360	1'48.931	279,3	9:04'44.265
3	22.477	34.131	28.671	23.165	1'48.444	280,7	9:06'32.709
4	22.351	33.754	28.558	23.106	1'47.769	280,7	9:08'20.478
5	22.390	33.629	28.461	22.950	1'47.430	280,7	9:10'07.908
6	24.407	37.526	31.768	39.237	2'12.938P	264,6	9:12'20.846
7	6'33.847	35.602	29.958	24.154	8'03.561P	146,2	9:20'24.407
8	22.227	33.373	28.433	23.116	1'47.149	281,5	9:22'11.556
9	22.158	33.131	28.251	22.849	1'46.389	283,0	9:23'57.945
10	24.115	37.794	32.379	39.572	2'13.860P	281,5	9:26'11.805

10	22.262	33.502	28.341	22.899	1'47.004	280,7	9:23'05.677
11	22.212	33.424	28.444	23.022	1'47.102	280,0	9:24'52.779
12	22.243	33.385	28.342	22.917	1'46.887	280,0	9:26'39.666
13	22.205	33.743	28.726	23.138	1'47.812	279,3	9:28'27.478
14	22.236	33.408	28.404	22.907	1'46.955	280,7	9:30'14.433

5° 31 G. GERLOFF [1'47.003]

Lap	Seg1	Seg2	Seg3	Seg4	Lap Time	km/h	Local Time
1							8:59'56.306
2	37.936	35.826	30.129	24.618	2'08.509P	211,3	9:02'04.815
3	23.031	34.230	29.141	23.850	1'50.252	258,8	9:03'55.067
4	23.119	34.012	28.703	23.520	1'49.354	261,3	9:05'44.421
5	22.490	33.989	28.688	23.884	1'49.051	283,8	9:07'33.472
6	22.601	33.984	29.029	23.260	1'48.874	277,8	9:09'22.346
7	22.558	33.853	28.740	23.163	1'48.314	283,0	9:11'10.660
8	22.434	33.780	29.354	23.212	1'48.780	283,0	9:12'59.440
9	22.473	33.655	28.447	23.217	1'47.792	280,0	9:14'47.232
10	22.524	33.745	28.622	22.980	1'47.871	282,2	9:16'35.103
11	22.795	33.813	28.601	23.016	1'48.225	270,7	9:18'23.328
12	22.710	36.608	29.258	5'01.121	6'29.697P	278,5	9:24'53.025
13	39.996	36.792	30.203	23.163	2'10.154P	125,1	9:27'03.179
14	22.269	33.560	28.383	22.791	1'47.003	279,3	9:28'50.182
15	22.141	33.420	28.220	23.358	1'47.139C	285,3	9:30'37.321

2° 1 A. BAUTISTA [1'46.462]

Lap	Seg1	Seg2	Seg3	Seg4	Lap Time	km/h	Local Time
1		34.849	29.088	23.391		199,3	9:02'07.806
2	22.417	33.540	28.583	23.264	1'47.804	287,6	9:03'55.610
3	22.633	34.192	28.695	23.542	1'49.062	274,9	9:05'44.672
4	22.488	33.943	28.729	23.362	1'48.522	283,0	9:07'33.194
5	22.380	33.945	28.485	23.076	1'47.886	283,0	9:09'21.080
6	22.723	33.693	28.370	23.105	1'47.891	276,3	9:11'08.971
7	22.164	33.506	28.309	23.043	1'47.022	286,8	9:12'55.993
8	23.058	33.791	28.416	26.601	1'51.866	283,0	9:14'47.859
9	22.484	33.648	28.386	22.889	1'47.407	277,1	9:16'35.266
10	22.413	33.557	28.166	23.026	1'47.162	282,2	9:18'22.428
11	22.356	33.586	28.275	22.999	1'47.216	282,2	9:20'09.644
12	22.233	33.639	28.267	22.904	1'47.043	284,5	9:21'56.687
13	22.250	33.474	28.327	22.880	1'46.931	285,3	9:23'43.618
14	22.147	33.365	28.181	22.812	1'46.505	285,3	9:25'30.123
15	24.209	36.844	34.610	23.513	1'59.176	280,7	9:27'29.299
16	22.152	33.429	28.340	23.041	1'46.962	285,3	9:29'16.261
17	22.096	33.315	28.162	22.889	1'46.462	286,1	9:31'02.723

6° 54 T. RAZGATLIOGLU [1'47.093]

Lap	Seg1	Seg2	Seg3	Seg4	Lap Time	km/h	Local Time
1							9:00'29.627
2	36.727	35.374	29.658	23.990	2'05.749P	211,7	9:02'35.376
3	23.331	34.856	29.222	23.440	1'50.849	271,4	9:04'26.225
4	22.488	33.529	28.162	22.936	1'47.115C	277,8	9:06'13.340
5	22.466	33.888	29.380	23.120	1'48.854	280,0	9:08'02.194
6	22.311	33.697	33.835	23.426	1'53.269	280,7	9:09'55.463
7	22.385	33.597	28.132	5'52.242	7'16.356P	278,5	9:17'11.819
8	42.051	35.559	28.718	22.947	2'09.275P	203,5	9:19'21.094
9	22.459	33.718	28.312	22.779	1'47.268	277,1	9:21'08.362
10	22.652	33.625	28.249	22.867	1'47.393	277,1	9:22'55.755
11	22.540	34.963	31.377	2'10.340	3'39.220P	276,3	9:26'34.975
12	39.679	34.894	29.084	23.048	2'06.705P	126,2	9:28'41.680
13	22.299	33.596	28.076	23.122	1'47.093	278,5	9:30'28.773

3° 45 S. REDDI [1'46.701]

Lap	Seg1	Seg2	Seg3	Seg4	Lap Time	km/h	Local Time
1							9:00'08.948
2	40.397	36.803	36.503	23.591	2'17.294P	180,0	9:02'26.242
3	22.626	33.913	28.998	23.508	1'49.045	283,8	9:04'15.287
4	22.628	34.068	28.838	23.342	1'48.876	280,0	9:06'04.163
5	22.537	33.748	28.578	23.166	1'48.029	280,0	9:07'52.192
6	22.568	33.844	28.547	23.310	1'48.269	280,7	9:09'40.461
7	22.485	33.826	28.586	23.087	1'47.984	280,7	9:11'28.445
8	24.414	35.810	30.684	5'00.922	6'31.830P	278,5	9:18'00.275
9	52.715	37.069	30.386	24.213	2'24.383P	97,2	9:20'24.658
10	22.257	33.362	28.398	23.032	1'47.049	283,8	9:22'11.707
11	22.289	33.327	28.191	22.894	1'46.701	283,0	9:23'58.408
12	22.384	33.831	28.587	23.090	1'47.892	285,3	9:25'46.300
13	22.427	33.725	28.530	23.079	1'47.761	280,7	9:27'34.061
14	22.451	33.609	28.626	23.212	1'47.898	278,5	9:29'21.959
15	22.370	33.740	28.435	23.116	1'47.661	282,2	9:31'09.620

7° 87 R. GARDNER [1'47.128]

Lap	Seg1	Seg2	Seg3	Seg4	Lap Time	km/h	Local Time
1							9:00'08.404
2	38.700	36.711	31.553	30.638	2'17.602P	197,5	9:02'26.006
3	23.152	34.252	28.997	23.618	1'50.019	278,5	9:04'16.025
4	22.630	34.385	29.073	23.514	1'49.602	280,7	9:06'05.627
5	22.752	39.795	30.507	24.654	1'57.708	280,7	9:08'03.335
6	22.631	33.752	28.961	23.275	1'48.619	278,5	9:09'51.954
7	24.315	35.842	28.802	5'30.144	6'59.103P	278,5	9:16'51.057
8	41.575	37.355	32.770	24.038	2'15.738P	141,3	9:19'06.795
9	22.488	33.567	28.727	22.993	1'47.775	275,6	9:20'54.570
10	22.570	33.539	35.443	25.136	1'56.688	275,6	9:22'51.258
11	22.327	33.449	28.659	23.082	1'47.517	277,1	9:24'38.775
12	22.282	33.332	28.474	23.040	1'47.128	278,5	9:26'25.903
13	22.421	33.651	28.881	23.079	1'48.032	277,1	9:28'13.935
14	22.404	33.695	28.546	23.316	1'47.961	277,1	9:30'01.896

4° 55 A. LOCATELLI [1'46.887]

Lap	Seg1	Seg2	Seg3	Seg4	Lap Time	km/h	Local Time
1							9:00'14.412
2	40.528	36.045	30.811	23.565	2'10.949P	188,0	9:02'25.361
3	22.696	33.985	29.035	23.237	1'48.953	279,3	9:04'14.314
4	22.494	34.307	28.592	24.079	1'49.472	279,3	9:06'03.786
5	22.531	33.606	28.441	23.051	1'47.629	278,5	9:07'51.415
6	22.387	33.629	28.663	23.335	1'48.014	277,8	9:09'39.429
7	22.389	33.556	28.586	23.002	1'47.533	277,8	9:11'26.962
8	22.519	33.799	30.108	6'18.243	7'44.669P	280,0	9:19'11.631
9	39.736	35.137	29.080	23.089	2'07.042P	169,9	9:21'18.673

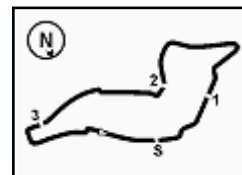
8° 47 A. BASSANI [1'47.234]

Lap	Seg1	Seg2	Seg3	Seg4	Lap Time	km/h	Local Time
1							9:02'50.172
2	22.582	33.857	28.483	23.250	1'48.172	278,5	9:04'38.344
3	22.370	33.660	28.500	22.822	1'47.352	280,7	9:06'25.696

15/07/2023 P = Pits In/Out - C = Lap Time Cancelled

These data/results cannot be reproduced, stored and/or transmitted in whole or in part by any manner of electronic, mechanical, photocopying, recording, broadcasting or otherwise now known or herein after developed without the previous express consent by the copyright owner, except for reproduction in daily press and regular printed publications on sale to the public within 60 days of the event related to those data/results and always provided that copyright symbol appears together as follows below.

© DORNA WSBK ORGANIZATION Srl 2023



Imola Circuit 4.936 m

Prometeon Italian Round, 14-16 July 2023

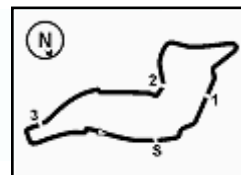
Chronological Analysis Free Practice 3rd Session

Lap	Seg.1	Seg.2	Seg.3	Seg.4	Lap Time	km/h	Local Time
4	22.260	33.598	28.432	22.944	1'47.234	281,5	9:08'12.930
5	22.309	33.823	28.664	23.189	1'47.985	281,5	9:10'00.915
6	24.221	36.465	29.622	38.954	2'09.262P	261,3	9:12'10.177
7	7'52.118	36.121	29.299	23.436	9'20.974P	186,0	9:21'31.151
8	22.594	34.035	28.689	23.294	1'48.612	277,8	9:23'19.763
9	22.503	33.816	28.614	22.977	1'47.910	280,0	9:25'07.673
10	22.503	33.794	28.615	23.001	1'47.913	280,0	9:26'55.586
11	22.492	38.949	31.865	25.501	1'58.807	279,3	9:28'54.393
12	22.540	34.145	28.725	23.289	1'48.699	280,0	9:30'43.092
12° 97 X. VIERGE [1'47.533]							
Lap	Seg.1	Seg.2	Seg.3	Seg.4	Lap Time	km/h	Local Time
1							9:00'02.229
2	38.977	35.557	30.078	23.560	2'08.172P	192,8	9:02'10.401
3	23.759	34.876	29.255	23.358	1'51.248	283,8	9:04'01.649
4	22.859	34.175	28.594	23.677	1'49.305	280,7	9:05'50.954
5	22.684	34.238	28.734	23.601	1'49.257	285,3	9:07'40.211
6	22.645	34.201	28.992	23.498	1'49.336	288,4	9:09'29.547
7	22.733	34.668	29.123	6'34.809	8'01.333P	281,5	9:17'30.880
8	39.991	45.182	29.189	22.991	2'17.353P	149,9	9:19'48.233
9	22.577	33.872	28.649	23.255	1'48.353	280,0	9:21'36.586
10	22.638	33.821	28.491	23.141	1'48.091	280,7	9:23'24.677
11	22.478	33.776	28.443	22.836	1'47.533	283,0	9:25'12.210
12	22.426	33.751	28.465	23.044	1'47.686	282,2	9:26'59.896
13	26.721	34.523	28.952	23.391	1'53.587	280,7	9:28'53.483
14	22.413	33.768	28.451	23.338	1'47.970	283,8	9:30'41.453
13° 7 I. LECUONA [1'47.547]							
Lap	Seg.1	Seg.2	Seg.3	Seg.4	Lap Time	km/h	Local Time
1		36.260	29.778	24.135		188,0	9:02'01.578
2	22.993	34.588	29.021	23.840	1'50.442	279,3	9:03'52.020
3	22.911	34.261	28.969	23.633	1'49.774	282,2	9:05'41.794
4	22.756	34.064	28.554	23.370	1'48.744	280,7	9:07'30.538
5	22.787	33.960	28.498	24.304	1'49.549C	280,7	9:09'20.087
6	30.361	36.672	29.148	4'05.921	5'42.102CP	204,3	9:15'02.189
7	37.320	35.031	28.875	23.649	2'04.875P	183,4	9:17'07.064
8	22.701	33.743	28.448	23.297	1'48.189	277,8	9:18'55.253
9	22.569	33.656	28.364	23.136	1'47.725	280,0	9:20'42.978
10	22.559	33.715	28.283	23.085	1'47.642	280,0	9:22'30.620
11	22.536	37.252	28.878	23.966	1'52.632	283,8	9:24'23.252
12	22.513	33.594	28.431	23.031	1'47.569	280,7	9:26'10.821
13	22.422	33.700	28.343	23.082	1'47.547	281,5	9:27'58.368
14	22.534	38.244	29.599	24.513	1'54.890	282,2	9:29'53.258
15	22.481	33.667	28.579	23.148	1'47.875	280,0	9:31'41.133
14° 91 L. HASLAM [1'47.552]							
Lap	Seg.1	Seg.2	Seg.3	Seg.4	Lap Time	km/h	Local Time
1		35.827	30.310	24.263		175,2	9:02'02.810
2	22.917	34.169	29.372	23.673	1'50.131	275,6	9:03'52.941
3	22.774	34.259	29.262	24.190	1'50.485	277,1	9:05'43.426
4	22.670	34.106	28.878	23.219	1'48.873	274,9	9:07'32.299
5	22.650	33.785	28.715	23.290	1'48.440	276,3	9:09'20.739
6	23.062	34.208	29.063	6'31.131	7'57.464P	273,5	9:17'18.203
7	38.063	34.978	29.848	23.363	2'06.252P	170,7	9:19'24.455
8	22.597	34.283	28.946	23.907	1'49.733	274,9	9:21'14.188
9	22.512	33.945	28.896	23.301	1'48.654	277,8	9:23'02.842
10	22.469	33.624	29.006	27.400	1'52.499	278,5	9:24'55.341
11	22.599	33.619	29.130	29.014	1'54.362	279,3	9:26'49.703
12	22.386	34.115	33.925	23.178	1'53.604	281,5	9:28'43.307
13	22.364	33.677	28.544	22.967	1'47.552	280,0	9:30'30.859
15° 76 L. BAZ [1'47.722]							
Lap	Seg.1	Seg.2	Seg.3	Seg.4	Lap Time	km/h	Local Time
1		35.860	33.628	27.202		158,2	9:02'08.853
2	22.829	33.868	28.733	23.412	1'48.842	280,7	9:03'57.695
3	22.739	34.560	28.763	23.210	1'49.272	281,5	9:05'46.967
4	22.672	34.064	28.705	23.232	1'48.673	280,7	9:07'35.640
5	22.571	33.961	28.753	23.027	1'48.312	282,2	9:09'23.952
6	22.622	33.709	28.901	23.050	1'48.282	280,7	9:11'12.234
7	22.517	33.819	28.628	23.111	1'48.075	282,2	9:13'00.309
8	22.506	33.839	28.639	23.056	1'48.040	279,3	9:14'48.349
9	22.487	33.781	28.514	23.071	1'47.853	280,0	9:16'36.202
10	22.496	33.760	28.462	23.004	1'47.722	278,5	9:18'23.924

15/07/2023 P = Pits In/Out - C = Lap Time Cancelled

These data/results cannot be reproduced, stored and/or transmitted in whole or in part by any manner of electronic, mechanical, photocopying, recording, broadcasting or otherwise now known or herein after developed without the previous express consent by the copyright owner, except for reproduction in daily press and regular printed publications on sale to the public within 60 days of the event related to those data/results and always provided that copyright symbol appears together as follows below.

© DORNA WSBK ORGANIZATION Srl 2023



11	22.496	34.243	33.456	23.291	1'53.486	280,7	9:20'17.410
12	22.680	34.004	28.696	23.030	1'48.410	279,3	9:22'05.820
13	22.535	33.944	28.510	23.099	1'48.088	276,3	9:23'53.908
14	22.483	33.792	28.541	23.394	1'48.210	280,7	9:25'42.118
15	22.629	33.846	28.481	23.112	1'48.068	277,1	9:27'30.186
16	22.411	33.873	28.579	23.050	1'47.913	283,0	9:29'18.099
17	22.505	33.766	28.709	23.074	1'48.054	277,8	9:31'06.153

11	22.588	33.840	28.888	23.084	1'48.400	274,2	9:25'08.468
12	22.675	33.905	28.605	23.392	1'48.577	276,3	9:26'57.045
13	22.803	34.012	28.720	23.110	1'48.645C	273,5	9:28'45.690
14	26.792	34.116	28.725	23.294	1'52.927C	251,4	9:30'38.617

16° 77 D. AEGERTER [1'47.817]

Lap	Seg.1	Seg.2	Seg.3	Seg.4	Lap Time	km/h	Local Time
1							9:00'20.217
2	38.407	35.729	29.759	23.731	2'07.626P	201,2	9:02'27.843
3	23.485	35.584	29.344	23.696	1'52.109	279,3	9:04'19.952
4	22.781	34.110	28.885	23.559	1'49.335C	277,1	9:06'09.287
5	22.664	34.058	28.598	23.715	1'49.035	280,7	9:07'58.322
6	22.904	33.956	28.605	23.528	1'48.993	276,3	9:09'47.315
7	22.606	34.026	28.746	5'15.666	6'41.044P	277,8	9:16'28.359
8	39.469	36.544	29.439	23.495	2'08.947P	176,1	9:18'37.306
9	22.809	33.625	28.450	23.392	1'48.276	277,8	9:20'25.582
10	23.529	37.001	31.142	23.622	1'55.294	282,2	9:22'20.876
11	22.664	33.730	28.648	23.211	1'48.253	277,8	9:24'09.129
12	22.553	33.630	28.531	23.160	1'47.874	280,0	9:25'57.003
13	22.547	33.672	28.558	23.184	1'47.961	278,5	9:27'44.964
14	22.517	33.581	28.634	23.085	1'47.817	278,5	9:29'32.781
15	22.409	33.629	28.354	23.281	1'47.673C	280,0	9:31'20.454

17° 9 D. PETRUCCI [1'47.919]

Lap	Seg.1	Seg.2	Seg.3	Seg.4	Lap Time	km/h	Local Time
1		36.558	31.249	23.494		157,5	9:02'24.832
2	22.466	33.841	28.735	22.877	1'47.919	283,0	9:04'12.751
3	22.542	1'13.367	1'07.850	1'07.432	3'51.191P	280,7	9:08'03.942

18° 5 P. OETTL [1'48.033]

Lap	Seg.1	Seg.2	Seg.3	Seg.4	Lap Time	km/h	Local Time
1		35.821	30.486	24.253		210,8	9:02'05.043
2	23.034	34.655	28.947	23.533	1'50.169	265,3	9:03'55.212
3	27.811	34.034	28.706	23.182	1'53.733	255,0	9:05'48.945
4	23.070	33.933	28.695	23.337	1'49.035	274,2	9:07'37.980
5	22.718	33.659	28.676	23.063	1'48.116	277,8	9:09'26.096
6	22.504	33.728	28.591	23.210	1'48.033	276,3	9:11'14.129
7	22.380	33.704	28.781	23.193	1'48.058	279,3	9:13'02.187
8	22.438	33.732	28.826	23.146	1'48.142	277,1	9:14'50.329
9	23.667	37.014	29.873	39.006	2'09.560P	262,0	9:16'59.889
10	3'36.010	34.339	28.909	23.236	5'02.494P	88,1	9:22'02.383
11	22.616	33.962	28.686	23.505	1'48.769	274,9	9:23'51.152
12	22.540	33.848	28.869	23.228	1'48.485	277,1	9:25'39.637
13	22.512	33.773	28.710	23.181	1'48.176	277,8	9:27'27.813
14	22.504	34.177	28.728	23.545	1'48.954	276,3	9:29'16.767
15	22.415	33.793	28.827	23.455	1'48.490	280,0	9:31'05.257

19° 34 L. BALDASSARRI [1'48.400]

Lap	Seg.1	Seg.2	Seg.3	Seg.4	Lap Time	km/h	Local Time
1							9:00'11.428
2	40.905	35.848	30.120	25.034	2'11.907P	175,2	9:02'23.335
3	23.015	34.421	29.277	23.299	1'50.012	269,3	9:04'13.347
4	22.916	38.536	31.667	23.552	1'56.671	274,9	9:06'10.018
5	22.767	34.124	29.003	23.534	1'49.428	272,8	9:07'59.446
6	22.810	34.180	28.862	23.273	1'49.125	273,5	9:09'48.571
7	22.799	34.276	30.730	5'59.455	7'27.260P	272,1	9:17'15.831
8	38.449	35.447	29.084	23.234	2'06.214P	201,6	9:19'22.045
9	22.660	33.872	37.409	23.142	1'57.083	273,5	9:21'19.128
10	22.472	33.694	38.447	26.327	2'00.940	276,3	9:23'20.068

20° 53 T. RABAT [1'49.365]

Lap	Seg.1	Seg.2	Seg.3	Seg.4	Lap Time	km/h	Local Time
1							9:00'07.335
2	37.815	37.208	30.617	24.888	2'10.528P	203,5	9:02'17.863
3	24.046	35.839	29.857	24.248	1'53.990	258,1	9:04'11.853
4	23.658	35.300	29.809	24.226	1'52.993	266,6	9:06'04.846
5	23.392	35.863	32.778	23.783	1'55.816	263,9	9:08'00.662
6	23.093	35.015	29.265	23.679	1'51.052	269,3	9:09'51.714
7	23.029	34.909	32.935	3'56.410	5'27.283P	274,9	9:15'18.997
8	37.714	36.193	30.059	23.933	2'07.899P	188,7	9:17'26.896
9	23.140	35.281	33.131	24.949	1'56.501	270,7	9:19'23.397
10	23.431	34.336	28.880	23.379	1'50.026	266,6	9:21'13.423
11	22.995	34.714	28.977	23.261	1'49.947	271,4	9:23'03.370
12	22.810	34.122	28.950	23.860	1'49.742	272,1	9:24'53.112
13	22.734	34.214	28.962	23.455	1'49.365	277,8	9:26'42.477
14	23.109	37.858	29.172	23.415	1'53.554	267,3	9:28'36.031
15	22.751	34.435	28.894	23.585	1'49.665	277,8	9:30'25.696

21° 51 E. GRANADO [1'49.415]

Lap	Seg.1	Seg.2	Seg.3	Seg.4	Lap Time	km/h	Local Time
1							8:59'57.134
2	41.598	39.849	31.510	24.773	2'17.730P	172,1	9:02'14.864
3	23.736	35.102	29.835	23.815	1'52.488	267,9	9:04'07.352
4	23.053	34.580	29.281	23.576	1'50.490	274,9	9:05'57.842
5	23.290	49.798	32.348	24.089	2'09.525	274,2	9:08'07.367
6	23.137	34.811	29.192	23.858	1'50.998	279,3	9:09'58.365
7	25.151	35.469	29.419	9'55.022	11'25.061P	277,1	9:21'23.426
8	42.601	39.211	36.534	23.701	2'22.047P	98,3	9:23'45.473
9	23.060	34.192	28.767	23.586	1'49.605	273,5	9:25'35.078
10	22.914	34.250	28.865	23.386	1'49.415	276,3	9:27'24.493
11	22.842	34.215	28.905	23.453	1'49.415	278,5	9:29'13.908
12	29.634	38.322	30.548	23.652	2'02.156	272,1	9:31'16.064

22° 20 R. TAMBURINI [1'49.566]

Lap	Seg.1	Seg.2	Seg.3	Seg.4	Lap Time	km/h	Local Time
1		36.453	30.004	24.673		148,0	9:02'04.141
2	23.500	35.644	29.668	23.792	1'52.604	260,7	9:03'56.745
3	23.390	35.346	29.424	23.732	1'51.892	267,9	9:05'48.637
4	23.366	35.141	29.184	23.589	1'51.280	269,3	9:07'39.917
5	23.177	34.837	29.149	4'06.366	5'33.529P	274,9	9:13'13.446
6	50.433	40.837	30.599	23.781	2'25.650P	98,5	9:15'39.096
7	23.238	34.963	29.250	23.708	1'51.159	272,1	9:17'30.255
8	23.345	37.462	30.427	23.569	1'54.803	268,6	9:19'25.058
9	23.057	34.878	29.122	23.710	1'50.767	267,3	9:21'15.825
10	23.969	36.924	29.785	1'24.566	2'55.244P	265,3	9:24'11.069
11	39.585	41.690	31.578	31.263	2'24.116P	177,0	9:26'35.185
12	23.262	36.786	30.623	24.093	1'54.764	255,0	9:28'29.949
13	22.885	34.607	28.858	23.216	1'49.566	279,3	9:30'19.515

23° 32 I. VINALES [1'49.745]

Lap	Seg.1	Seg.2	Seg.3	Seg.4	Lap Time	km/h	Local Time
1							9:00'12.782
2	39.734	35.999	30.267	24.991	2'10.991P	187,0	9:02'23.773
3	23.379	34.694	29.245	24.130	1'51.448	272,8	9:04'15.221
4	23.269	34.811	29.322	23.558	1'50.960	265,9	9:06'06.181
5	22.990	35.182	32.095	23.539	1'53.806	271,4	9:07'59.987
6	22.828	34.244	29.008	23.665	1'49.745	271,4	9:09'49.732

15/07/2023 P = Pits In/Out - C = Lap Time Cancelled

These data/results cannot be reproduced, stored and/or transmitted in whole or in part by any manner of electronic, mechanical, photocopying, recording, broadcasting or otherwise now known or herein after developed without the previous express consent by the copyright owner, except for reproduction in daily press and regular printed publications on sale to the public within 60 days of the event related to those data/results and always provided that copyright symbol appears together as follows below.

© DORNA WSBK ORGANIZATION Srl 2023



Prometeon Italian Round, 14-16 July 2023

Chronological Analysis Free Practice 3rd Session

4 / 4

7	23.315	37.405	29.492	9'04.951	10'35.163P	269,3	9:20'24.895
8	44.099	35.369	29.909	23.882	2'13.259P	108,0	9:22'38.154
9	23.417	34.815	29.491	23.858	1'51.581	266,6	9:24'29.735
10	23.373	36.760	35.217	31.201	2'06.551	272,1	9:26'36.286
11	23.239	34.606	29.454	23.683	1'50.982	266,6	9:28'27.268
12	23.084	34.319	29.256	23.615	1'50.274	258,1	9:30'17.542

24° 16 G. RUIU [1'49.769]

Lap	Seg.1	Seg.2	Seg.3	Seg.4	Lap Time	km/h	Local Time
1		36.537	29.711	25.212		180,9	9:02'02.013
2	22.943	34.752	29.358	23.469	1'50.522	272,8	9:03'52.535
3	22.846	34.440	29.089	23.394	1'49.769	280,0	9:05'42.304
4	22.796	34.357	29.653	23.592	1'50.398	279,3	9:07'32.702
5	22.752	43.554	31.552	12'08.681	13'46.539P	282,2	9:21'19.241
6	46.096	40.419	33.498	24.837	2'24.850P	99,3	9:23'44.091
7	22.781	34.234	29.179	25.373	1'51.567	275,6	9:25'35.658
8	22.764	34.222	28.822	23.298	1'49.106C	273,5	9:27'24.764
9	24.844	37.343	29.351	23.452	1'54.990	258,8	9:29'19.754
10	23.104	36.713	30.926	23.786	1'54.529	274,2	9:31'14.283

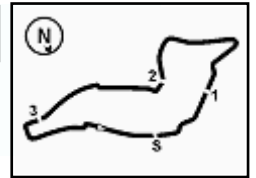
25° 52 O. KONIG [1'50.285]

Lap	Seg.1	Seg.2	Seg.3	Seg.4	Lap Time	km/h	Local Time
1		36.667	30.640	24.461		181,5	9:02'02.592
2	23.475	34.962	29.754	23.923	1'52.114	270,7	9:03'54.706
3	23.298	34.988	29.552	23.892	1'51.730	275,6	9:05'46.436
4	23.204	34.834	29.246	23.928	1'51.212	275,6	9:07'37.648
5	23.148	34.551	29.196	23.620	1'50.515	273,5	9:09'28.163
6	23.095	34.573	29.331	24.062	1'51.061	276,3	9:11'19.224
7	24.139	36.712	30.979	6'15.593	7'47.423P	262,6	9:19'06.647
8	44.896	35.636	29.657	23.700	2'13.889P	87,1	9:21'20.536
9	23.025	34.421	29.352	23.624	1'50.422	275,6	9:23'10.958
10	23.075	34.539	29.472	23.670	1'50.756	272,8	9:25'01.714
11	24.595	35.777	35.513	23.690	1'59.575	259,4	9:27'01.289
12	23.059	37.919	31.258	23.647	1'55.883	274,2	9:28'57.172
13	23.017	34.451	29.348	23.469	1'50.285	274,9	9:30'47.457

15/07/2023 P = Pits In/Out - C = Lap Time Cancelled

These data/results cannot be reproduced, stored and/or transmitted in whole or in part by any manner of electronic, mechanical, photocopying, recording, broadcasting or otherwise now known or herein after developed without the previous express consent by the copyright owner, except for reproduction in daily press and regular printed publications on sale to the public within 60 days of the event related to those data/results and always provided that copyright symbol appears together as follows below.

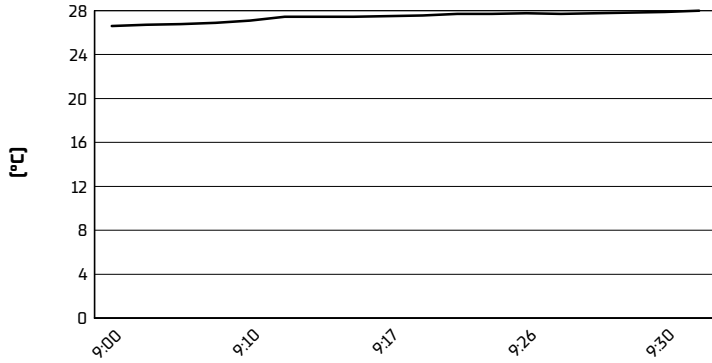
© DORNA WSBK ORGANIZATION Srl 2023



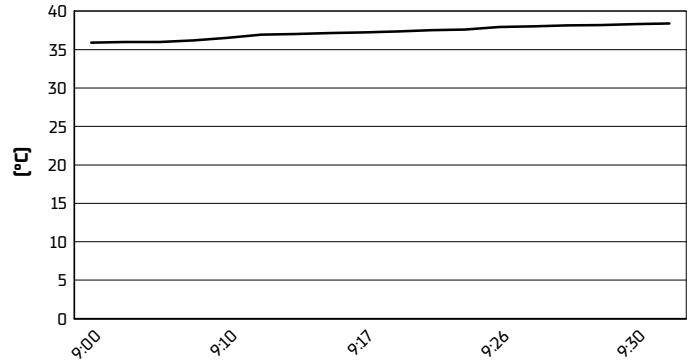
Imola Circuit 4.936 m

Prometeon Italian Round, 14-16 July 2023
Weather Report Free Practice 3rd Session
Session started 09:00 - Session ended 9:33

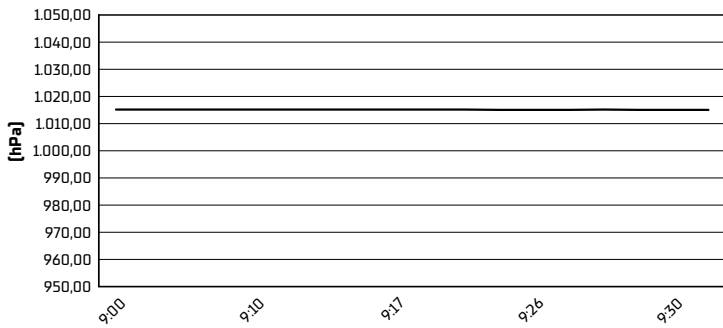
Air Temperature



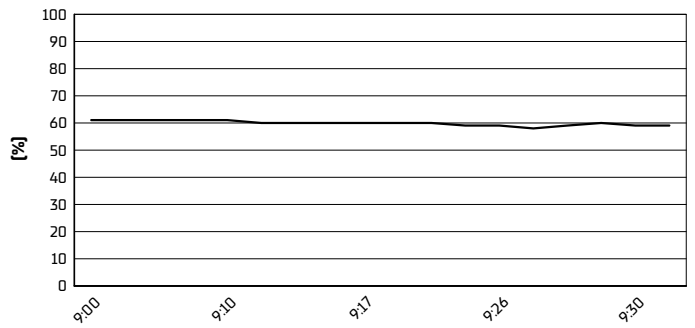
Track Temperature



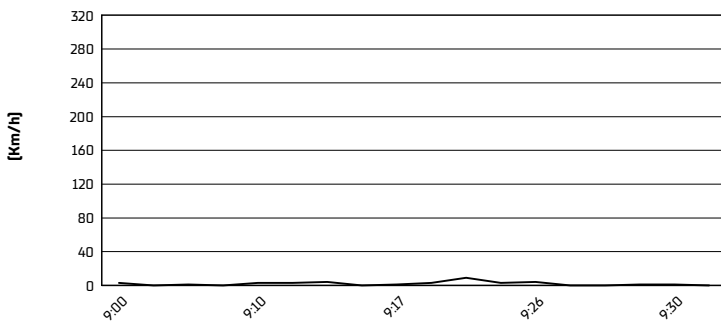
Air Pressure



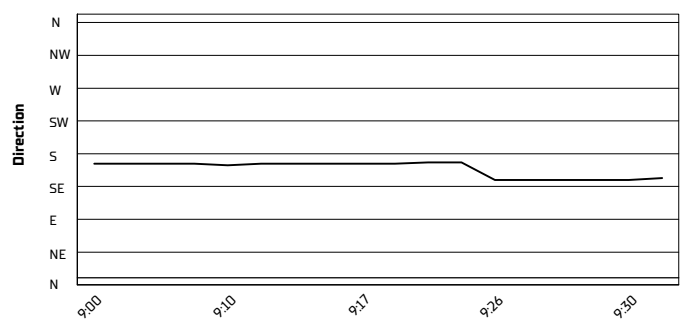
Humidity



Wind Speed



Wind Direction



15/07/2023

These data/results cannot be reproduced, stored and/or transmitted in whole or in part by any manner of electronic, mechanical, photocopying, recording, broadcasting or otherwise now known or herein after developed without the previous express consent by the copyright owner, except for reproduction in daily press and regular printed publications on sale to the public within 60 days of the event related to those data/results and always provided that copyright symbol appears together as follows below.

© DORNA WSBK ORGANIZATION Srl 2023