

No.	Rider	Nat	Team	Bike	Class	Time	Gap	Rel.	Laps	Speed	
										Avg	Max
1	54 T. RAZGATLIOGLU	TUR	Pata Yamaha Prometeon WorldSBK	Yamaha YZF R1		1'45.959			7	167,703	283,8
2	55 A. LOCATELLI	ITA	Pata Yamaha Prometeon WorldSBK	Yamaha YZF R1		1'46.017	0.058	0.058	7	167,611	281,5
3	47 A. BASSANI	ITA	Motocorsa Racing	Ducati Panigale V4R	IND	1'46.062	0.103	0.045	4	167,540	282,2
4	1 A. BAUTISTA	ESP	Aruba.it Racing - Ducati	Ducati Panigale V4R		1'46.145	0.186	0.083	7	167,409	287,6
5	45 S. REDDING	GBR	ROKIT BMW Motorrad WorldSBK Team	BMW M1000 RR		1'46.497	0.538	0.352	5	166,855	285,3
6	28 B. RAY	GBR	Yamaha Motoxracing WorldSBK Team	Yamaha YZF R1	IND	1'46.595	0.636	0.098	7	166,702	280,7
7	65 J. REA	GBR	Kawasaki Racing Team WorldSBK	Kawasaki ZX-10RR		1'46.635	0.676	0.040	6	166,639	280,0
8	21 M. RINALDI	ITA	Aruba.it Racing - Ducati	Ducati Panigale V4R		1'46.636	0.677	0.001	7	166,638	284,5
9	76 L. BAZ	FRA	Bonovo Action BMW	BMW M1000 RR	IND	1'46.646	0.687	0.010	6	166,622	284,5
10	9 D. PETRUCCI	ITA	Barni Spark Racing Team	Ducati Panigale V4R	IND	1'46.862	0.903	0.216	6	166,285	283,0
11	22 A. LOWES	GBR	Kawasaki Racing Team WorldSBK	Kawasaki ZX-10RR		1'46.945	0.986	0.083	7	166,156	282,2
12	77 D. AEGERTER	SUI	GYTR GRT Yamaha WorldSBK Team	Yamaha YZF R1	IND	1'46.973	1.014	0.028	7	166,113	283,0
13	97 X. VIERGE	ESP	Team HRC	Honda CBR1000 RR-R		1'47.163	1.204	0.190	4	165,818	285,3
14	91 L. HASLAM	GBR	ROKIT BMW Motorrad WorldSBK Team	BMW M1000 RR		1'47.220	1.261	0.057	6	165,730	281,5
15	31 G. GERLOFF	USA	Bonovo Action BMW	BMW M1000 RR	IND	1'47.241	1.282	0.021	7	165,698	284,5
16	87 R. GARDNER	AUS	GYTR GRT Yamaha WorldSBK Team	Yamaha YZF R1	IND	1'47.296	1.337	0.055	7	165,613	278,5
17	7 I. LECUONA	ESP	Team HRC	Honda CBR1000 RR-R		1'47.360	1.401	0.064	5	165,514	286,8
18	5 P. OETTL	GER	Team GoEleven	Ducati Panigale V4R	IND	1'47.681	1.722	0.321	3	165,021	280,7
19	34 L. BALDASSARRI	ITA	GMT94 Yamaha	Yamaha YZF R1	IND	1'47.767	1.808	0.086	6	164,889	277,8
20	16 G. RUIJU	ITA	Bmax Racing	BMW M1000 RR	IND	1'48.111	2.152	0.344	6	164,364	279,3
21	53 T. RABAT	ESP	Kawasaki Puccetti Racing	Kawasaki ZX-10RR	IND	1'48.516	2.557	0.405	6	163,751	278,5
22	20 R. TAMBURINI	ITA	PETRONAS MIE Racing Honda Team	Honda CBR1000 RR-R	IND	1'48.718	2.759	0.202	6	163,447	282,2
23	51 E. GRANADO	BRA	PETRONAS MIE Racing Honda Team	Honda CBR1000 RR-R	IND	1'48.803	2.844	0.085	6	163,319	280,0
24	32 I. VINALES	ESP	TPR Team Pedercini Racing	Kawasaki ZX-10RR	IND	1'49.410	3.451	0.607	4	162,413	272,1
25	52 O. KONIG	CZE	Orelac Racing MOVISIO	Kawasaki ZX-10RR	IND	1'49.855	3.896	0.445	6	161,755	274,2

Qualifying Lap Time (105% of 1'45.959): **1'51.257**

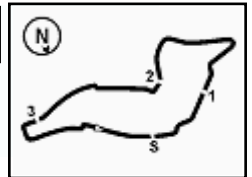
AIR	Humidity:	49%	Temp:	31°C
TRACK	Condition:	Dry	Temp:	48°C

Records	Pole	(SP)	2019	C.Davies	1'45.180	168,940	Km/h
	Race	(SPRC)	2019	C.Davies	1'45.727	168,070	Km/h
	All Times	(SP)	2019	C.Davies	1'45.180	168,940	Km/h

Start 15/07/2023 11:10 End 11:30 The results are provisional until the end of the time limit for protests and appeals and the completion of the technical checks.

These data/results cannot be reproduced, stored and/or transmitted in whole or in part by any manner of electronic, mechanical, photocopying, recording, broadcasting or otherwise now known or herein after developed without the previous express consent by the copyright owner, except for reproduction in daily press and regular printed publications on sale to the public within 60 days of the event related to those data/results and always provided that copyright symbol appears together as follows below.

© DORNA WSBK ORGANIZATION Srl 2023



Prometeon Italian Round, 14-16 July 2023

Results Tissot Superpole

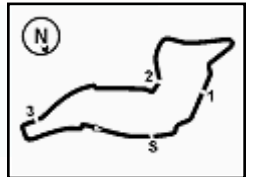
Session Highlights

Local Time	No. Rider	Description
11.10.00		Start
11.12.23	5 P. OETTL	Crashed - Turn 2
11.14.05	5 P. OETTL	Re-joined
11.15.31	31 G. GERLOFF	Lap Cancelled [1'52.753] - Yellow Flag - Turn 2-3
11.15.36	7 I. LECUONA	Lap Cancelled [1'52.626] - Yellow Flag - Turn 2-3
11.15.46	34 L. BALDASSARRI	Lap Cancelled [1'52.297] - Yellow Flag - Turn 2-3
11.15.51	51 E. GRANADO	Lap Cancelled [1'53.063] - Yellow Flag - Turn 2-3
11.15.56	32 I. VINALES	Lap Cancelled [1'51.917] - Yellow Flag - Turn 2-3
11.16.01	65 J. REA	Lap Cancelled [1'51.160] - Yellow Flag - Turn 2-3
11.16.06	45 S. REDDING	Lap Cancelled [1'51.331] - Yellow Flag - Turn 2-3
11.16.11	87 R. GARDNER	Lap Cancelled [1'54.961] - Yellow Flag - Turn 2-3
11.16.16	76 L. BAZ	Lap Cancelled [1'50.682] - Yellow Flag - Turn 2-3
11.16.21	53 T. RABAT	Lap Cancelled [1'51.426] - Yellow Flag - Turn 2-3
11.16.26	77 D. AEGERTER	Lap Cancelled [1'57.799] - Yellow Flag - Turn 2-3
11.16.31	22 A. LOWES	Lap Cancelled [1'52.336] - Yellow Flag - Turn 2-3
11.16.36	1 A. BAUTISTA	Lap Cancelled [1'46.589] - Yellow Flag - Turn 2-3
11.16.41	21 M. RINALDI	Lap Cancelled [1'49.886] - Yellow Flag - Turn 2-3
11.16.50	20 R. TAMBURINI	Lap Cancelled [1'53.441] - Yellow Flag - Turn 2-3
11.21.32	31 G. GERLOFF	On the Gravel - Re-Joined - Turn 11
11.21.44	47 A. BASSANI	Crashed - Turn 18
11.22.33	97 X. VIERGE	Crashed - Turn 12
11.24.37	21 M. RINALDI	Lap Cancelled [2'23.129] - Yellow Flag - Turn 17
11.24.42	31 G. GERLOFF	Lap Cancelled [2'06.044] - Yellow Flag - Turn 17
11.24.47	52 O. KONIG	Lap Cancelled [2'15.297] - Yellow Flag - Turn 17
11.24.52	1 A. BAUTISTA	Lap Cancelled [1'45.871] - Yellow Flag - Turn 17
11.25.48	7 I. LECUONA	Crashed - Turn 22
11.26.42	76 L. BAZ	Lap Cancelled [2'06.379] - Yellow Flag - Turn 11-12
11.26.47	16 G. RUIU	Lap Cancelled [2'04.790] - Yellow Flag - Turn 11-12
11.26.52	16 G. RUIU	Lap Cancelled [2'04.790] - Yellow Flag - Turn 11-12
11.26.57	22 A. LOWES	Lap Cancelled [2'06.730] - Yellow Flag - Turn 11-12
11.27.02	91 L. HASLAM	Lap Cancelled [1'50.386] - Yellow Flag - Turn 11-12
11.27.07	87 R. GARDNER	Lap Cancelled [1'54.024] - Yellow Flag - Turn 11-12
11.27.12	34 L. BALDASSARRI	Lap Cancelled [1'54.152] - Yellow Flag - Turn 11-12
11.27.27	9 D. PETRUCCI	Lap Cancelled [1'56.765] - Yellow Flag - Turn 11-12
11.27.32	7 I. LECUONA	Lap Cancelled [1'55.878] - Yellow Flag - Turn 11-12
11.27.37	51 E. GRANADO	Lap Cancelled [1'55.600] - Yellow Flag - Turn 11-12
11.27.42	77 D. AEGERTER	Lap Cancelled [1'48.785] - Yellow Flag - Turn 11-12
11.27.47	5 P. OETTL	Lap Cancelled [7'04.093] - Yellow Flag - Turn 11-12
11.27.52	31 G. GERLOFF	Lap Cancelled [1'48.323] - Yellow Flag - Turn 11-12
11.27.57	21 M. RINALDI	Lap Cancelled [1'54.526] - Yellow Flag - Turn 11-12
11.28.02	52 O. KONIG	Lap Cancelled [2'02.205] - Yellow Flag - Turn 11-12
11.28.07	1 A. BAUTISTA	Lap Cancelled [1'46.260] - Yellow Flag - Turn 11-12
11.28.09	20 R. TAMBURINI	Lap Cancelled [1'54.026] - Yellow Flag - Turn 11-12
11.28.12	55 A. LOCATELLI	Lap Cancelled [1'46.017] - Exceeded Track Limits - Turn 21-22
11.28.17	65 J. REA	Lap Cancelled [2'09.614] - Exceeded Track Limits - Turn 21-22
11.28.22	22 A. LOWES	Lap Cancelled [1'46.469] - Exceeded Track Limits - Turn 21-22
11.28.53	31 G. GERLOFF	Lap Cancelled [1'48.844] - Yellow Flag - Turn 21-22
11.28.58	21 M. RINALDI	Lap Cancelled [1'46.223] - Yellow Flag - Turn 21-22
11.29.08	1 A. BAUTISTA	Lap Cancelled [1'46.091] - Yellow Flag - Turn 21-22
11.29.13	52 O. KONIG	Lap Cancelled [1'50.084] - Yellow Flag - Turn 21-22
11.29.18	54 T. RAZGATLIOGLU	Lap Cancelled [1'46.368] - Yellow Flag - Turn 21-22
11.29.23	55 A. LOCATELLI	Lap Cancelled [1'47.022] - Yellow Flag - Turn 21-22
11.32.15		End Of Session
12.08.23	55 A. LOCATELLI	Restored cancelled lap time of 1'46.017

Start 11:10 End 11:30 The results are provisional until the end of the time limit for protests and appeals and the completion of the technical checks.

These data/results cannot be reproduced, stored and/or transmitted in whole or in part by any manner of electronic, mechanical, photocopying, recording, broadcasting or otherwise now known or herein after developed without the previous express consent by the copyright owner, except for reproduction in daily press and regular printed publications on sale to the public within 60 days of the event related to those data/results and always provided that copyright symbol appears together as follows below.

© DORNA WSBK ORGANIZATION Srl 2023



Prometeon Italian Round, 14-16 July 2023

Results Tissot Superpole

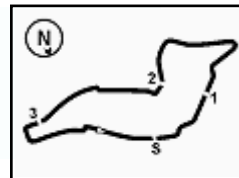
Fastest Laps Sequence

No.	Rider	Nat	Team	Bike	Local Time	Time	Gap	Avg
47	A. BASSANI	ITA	Motocorsa Racing	Ducati Panigale V4R	11:13'40.536	1'46.062		167,540
54	T. RAZGATLIOGLU	TUR	Pata Yamaha Prometeon WorldSBK	Yamaha YZF R1	11:15'28.040	1'46.024	-0.038	167,600
55	A. LOCATELLI	ITA	Pata Yamaha Prometeon WorldSBK	Yamaha YZF R1	11:22'59.428	1'46.017	-0.007	167,611
54	T. RAZGATLIOGLU	TUR	Pata Yamaha Prometeon WorldSBK	Yamaha YZF R1	11:23'00.265	1'45.959	-0.058	167,703

15/07/2023 Start End The results are provisional until the end of the time limit for protests and appeals
11:10 11:30 and the completion of the technical checks.

These data/results cannot be reproduced, stored and/or transmitted in whole or in part by any manner of electronic, mechanical, photocopying, recording, broadcasting or otherwise now known or herein after developed without the previous express consent by the copyright owner, except for reproduction in daily press and regular printed publications on sale to the public within 60 days of the event related to those data/results and always provided that copyright symbol appears together as follows below.

© DORNA WSBK ORGANIZATION Srl 2023



Imola Circuit 4.936 m

Prometeon Italian Round, 14-16 July 2023

Starting Grid - Race 1 (19 Laps x 4,936 km = 93,784 km)

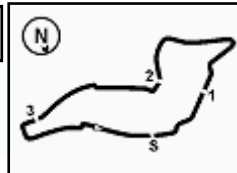
1	1	54 RAZGATLIOGLU T. Yamaha 1'45.959	2	55 LOCATELLI A. Yamaha 1'46.017	3	47 BASSANI A. Ducati 1'46.062
2	4	1 BAUTISTA A. Ducati 1'46.145	5	45 REDDING S. BMW 1'46.497	6	28 RAY B. Yamaha 1'46.595
3	7	65 REA J. Kawasaki 1'46.635	8	21 RINALDI M. Ducati 1'46.636	9	76 BAZ L. BMW 1'46.646
4	10	9 PETRUCCI D. Ducati 1'46.862	11	22 LOWES A. Kawasaki 1'46.945	12	77 AEGERTER D. Yamaha 1'46.973
5	13	97 VIERGE X. Honda 1'47.163	14	91 HASLAM L. BMW 1'47.220	15	31 GERLOFF G. BMW 1'47.241
6	16	87 GARDNER R. Yamaha 1'47.296	17	7 LECUONA I. Honda 1'47.360	18	5 OETTL P. Ducati 1'47.681
7	19	34 BALDASSARRI L. Yamaha 1'47.767	20	53 RABAT T. Kawasaki 1'48.516	21	20 TAMBURINI R. Honda 1'48.718
8	22	51 GRANADO E. Honda 1'48.803	23	32 VINALES I. Kawasaki 1'49.410	24	52 KONIG O. Kawasaki 1'49.855
9	25	16 RUIU G. BMW 1'48.111				

N.16 (Ruiu G.) will start from the pit lane according to Art. 1.21.23 (engine allocation)

* = Penalized

15/07/2023 The Race Director

These data/results cannot be reproduced, stored and/or transmitted in whole or in part by any manner of electronic, mechanical, photocopying, recording, broadcasting or otherwise now known or herein after developed without the previous express consent by the copyright owner, except for reproduction in daily press and regular printed publications on sale to the public within 60 days of the event related to those data/results and always provided that copyright symbol appears together as follows below. © DORNA WSBK ORGANIZATION Srl 2023



Imola Circuit 4.936 m

Prometeon Italian Round, 14-16 July 2023

Best Sectors & Speed Tissot Superpole

BEST LAP

1	54	T. RAZGATLIOGLU	Yamaha YZF R1	1'45.959
2	55	A. LOCATELLI	Yamaha YZF R1	1'46.017
3	47	A. BASSANI	Ducati Panigale V4R	1'46.062
4	1	A. BAUTISTA	Ducati Panigale V4R	1'46.145
5	45	S. REDDING	BMW M1000 RR	1'46.497
6	28	B. RAY	Yamaha YZF R1	1'46.595
7	65	J. REA	Kawasaki ZX-10RR	1'46.635
8	21	M. RINALDI	Ducati Panigale V4R	1'46.636
9	76	L. BAZ	BMW M1000 RR	1'46.646
10	9	D. PETRUCCI	Ducati Panigale V4R	1'46.862
11	22	A. LOWES	Kawasaki ZX-10RR	1'46.945
12	77	D. AEGERTER	Yamaha YZF R1	1'46.973
13	97	X. VIERGE	Honda CBR1000 RR-R	1'47.163
14	91	L. HASLAM	BMW M1000 RR	1'47.220
15	31	G. GERLOFF	BMW M1000 RR	1'47.241
16	87	R. GARDNER	Yamaha YZF R1	1'47.296
17	7	I. LECUONA	Honda CBR1000 RR-R	1'47.360
18	5	P. OETTL	Ducati Panigale V4R	1'47.681
19	34	L. BALDASSARRI	Yamaha YZF R1	1'47.767
20	16	G. RUIJU	BMW M1000 RR	1'48.111
21	53	T. RABAT	Kawasaki ZX-10RR	1'48.516
22	20	R. TAMBURINI	Honda CBR1000 RR-R	1'48.718
23	51	E. GRANADO	Honda CBR1000 RR-R	1'48.803
24	32	I. VINALES	Kawasaki ZX-10RR	1'49.410
25	52	D. KONIG	Kawasaki ZX-10RR	1'49.855

SPEED

1	1	A. BAUTISTA	Ducati Panigale V4R	287,6
2	7	I. LECUONA	Honda CBR1000 RR-R	286,8
3	45	S. REDDING	BMW M1000 RR	285,3
4	97	X. VIERGE	Honda CBR1000 RR-R	285,3
5	21	M. RINALDI	Ducati Panigale V4R	284,5
6	31	G. GERLOFF	BMW M1000 RR	284,5
7	76	L. BAZ	BMW M1000 RR	284,5
8	54	T. RAZGATLIOGLU	Yamaha YZF R1	283,8
9	9	D. PETRUCCI	Ducati Panigale V4R	283,0
10	77	D. AEGERTER	Yamaha YZF R1	283,0
11	47	A. BASSANI	Ducati Panigale V4R	282,2
12	20	R. TAMBURINI	Honda CBR1000 RR-R	282,2
13	22	A. LOWES	Kawasaki ZX-10RR	282,2
14	91	L. HASLAM	BMW M1000 RR	281,5
15	55	A. LOCATELLI	Yamaha YZF R1	281,5
16	5	P. OETTL	Ducati Panigale V4R	280,7
17	28	B. RAY	Yamaha YZF R1	280,7
18	51	E. GRANADO	Honda CBR1000 RR-R	280,0
19	65	J. REA	Kawasaki ZX-10RR	280,0
20	16	G. RUIJU	BMW M1000 RR	279,3
21	53	T. RABAT	Kawasaki ZX-10RR	278,5
22	87	R. GARDNER	Yamaha YZF R1	278,5
23	34	L. BALDASSARRI	Yamaha YZF R1	277,8
24	52	D. KONIG	Kawasaki ZX-10RR	274,2
25	32	I. VINALES	Kawasaki ZX-10RR	272,1

SEG. 1

1	1	A. BAUTISTA	21.891
2	21	M. RINALDI	21.954
3	47	A. BASSANI	22.025
4	54	T. RAZGATLIOGLU	22.031
5	55	A. LOCATELLI	22.049
6	76	L. BAZ	22.116
7	45	S. REDDING	22.119
8	28	B. RAY	22.171
9	77	D. AEGERTER	22.198
10	9	D. PETRUCCI	22.216
11	65	J. REA	22.246
12	5	P. OETTL	22.248
13	31	G. GERLOFF	22.306
14	91	L. HASLAM	22.311
15	87	R. GARDNER	22.316
16	97	X. VIERGE	22.322
17	22	A. LOWES	22.339
18	34	L. BALDASSARRI	22.352
19	7	I. LECUONA	22.376
20	16	G. RUIJU	22.587
21	20	R. TAMBURINI	22.594
22	51	E. GRANADO	22.636
23	53	T. RABAT	22.755
24	32	I. VINALES	22.792
25	52	D. KONIG	22.871

SEG. 2

1	55	A. LOCATELLI	33.015
2	1	A. BAUTISTA	33.060
3	47	A. BASSANI	33.065
4	21	M. RINALDI	33.077
5	54	T. RAZGATLIOGLU	33.117
6	22	A. LOWES	33.176
7	65	J. REA	33.290
8	28	B. RAY	33.307
9	45	S. REDDING	33.332
10	77	D. AEGERTER	33.349
11	9	D. PETRUCCI	33.369
12	31	G. GERLOFF	33.385
13	91	L. HASLAM	33.416
14	97	X. VIERGE	33.476
15	87	R. GARDNER	33.482
16	7	I. LECUONA	33.515
17	76	L. BAZ	33.546
18	5	P. OETTL	33.656
19	34	L. BALDASSARRI	33.687
20	51	E. GRANADO	33.842
21	53	T. RABAT	33.903
22	16	G. RUIJU	33.904
23	32	I. VINALES	34.156
24	20	R. TAMBURINI	34.224
25	52	D. KONIG	34.411

SEG. 3

1	1	A. BAUTISTA	27.846
2	54	T. RAZGATLIOGLU	27.986
3	47	A. BASSANI	28.037
4	76	L. BAZ	28.059
5	55	A. LOCATELLI	28.084
6	28	B. RAY	28.103
7	45	S. REDDING	28.152
8	65	J. REA	28.172
9	7	I. LECUONA	28.173
10	21	M. RINALDI	28.204
11	97	X. VIERGE	28.221
12	31	G. GERLOFF	28.256
13	22	A. LOWES	28.262
14	77	D. AEGERTER	28.288
15	9	D. PETRUCCI	28.362
16	34	L. BALDASSARRI	28.402
17	87	R. GARDNER	28.403
18	5	P. OETTL	28.417
19	91	L. HASLAM	28.436
20	16	G. RUIJU	28.570
21	51	E. GRANADO	28.630
22	20	R. TAMBURINI	28.681
23	53	T. RABAT	28.691
24	32	I. VINALES	29.019
25	52	D. KONIG	29.109

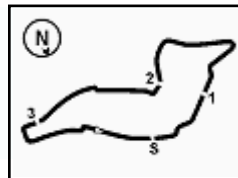
SEG. 4

1	47	A. BASSANI	22.535
2	54	T. RAZGATLIOGLU	22.583
3	55	A. LOCATELLI	22.660
4	22	A. LOWES	22.707
5	1	A. BAUTISTA	22.729
6	9	D. PETRUCCI	22.750
7	21	M. RINALDI	22.791
8	65	J. REA	22.803
9	28	B. RAY	22.806
10	45	S. REDDING	22.881
11	76	L. BAZ	22.925
12	77	D. AEGERTER	22.951
13	31	G. GERLOFF	22.958
14	91	L. HASLAM	23.005
15	97	X. VIERGE	23.014
16	87	R. GARDNER	23.042
17	16	G. RUIJU	23.050
18	7	I. LECUONA	23.080
19	53	T. RABAT	23.167
20	20	R. TAMBURINI	23.219
21	34	L. BALDASSARRI	23.252
22	52	D. KONIG	23.310
23	51	E. GRANADO	23.351
24	5	P. OETTL	23.360
25	32	I. VINALES	23.443

15/07/2023

These data/results cannot be reproduced, stored and/or transmitted in whole or in part by any manner of electronic, mechanical, photocopying, recording, broadcasting or otherwise now known or herein after developed without the previous express consent by the copyright owner, except for reproduction in daily press and regular printed publications on sale to the public within 60 days of the event related to those data/results and always provided that copyright symbol appears together as follows below.

© DORNA WSBK ORGANIZATION Srl 2023



Imola Circuit 4.936 m

Prometeon Italian Round, 14-16 July 2023

Ideal Times Tissot Superpole

No.	Rider	Nat	Bike	Seg. 1	Seg. 2	Seg. 3	Seg. 4	Ideal Time		
				Diff. 1	Diff. 2	Diff. 3	Diff. 4	Best Lap	Pos.	Diff.
1	1 A. BAUTISTA	ESP	Ducati Panigale V4R	21.891 +0.237	33.060 +0.205	27.846 +0.177	22.729	1'45.526 1'46.145	4	0.619
2	47 A. BASSANI	ITA	Ducati Panigale V4R	22.025 +0.159	33.065 +0.231	28.037 +0.010	22.535	1'45.662 1'46.062	3	0.400
3	54 T. RAZGATLIOGLU	TUR	Yamaha YZF R1	22.031 +0.027	33.117 +0.065	27.986 +0.113	22.583 +0.037	1'45.717 1'45.959	1	0.242
4	55 A. LOCATELLI	ITA	Yamaha YZF R1	22.049	33.015	28.084 +0.045	22.660 +0.164	1'45.808 1'46.017	2	0.209
5	21 M. RINALDI	ITA	Ducati Panigale V4R	21.954 +0.163	33.077 +0.212	28.204 +0.155	22.791 +0.080	1'46.026 1'46.636	8	0.610
6	28 B. RAY	GBR	Yamaha YZF R1	22.171	33.307	28.103 +0.048	22.806 +0.160	1'46.387 1'46.595	6	0.208
7	45 S. REDDING	GBR	BMW M1000 RR	22.119	33.332 +0.013	28.152	22.881	1'46.484 1'46.497	5	0.013
8	22 A. LOWES	GBR	Kawasaki ZX-10RR	22.339	33.176 +0.363	28.262 +0.098	22.707	1'46.484 1'46.945	11	0.461
9	65 J. REA	GBR	Kawasaki ZX-10RR	22.246	33.290	28.172 +0.124	22.803	1'46.511 1'46.635	7	0.124
10	76 L. BAZ	FRA	BMW M1000 RR	22.116	33.546	28.059	22.925	1'46.646 1'46.646	9	
11	9 D. PETRUCCI	ITA	Ducati Panigale V4R	22.216 +0.095	33.369 +0.003	28.362 +0.067	22.750	1'46.697 1'46.862	10	0.165
12	77 D. AEGERTER	SUI	Yamaha YZF R1	22.198	33.349 +0.187	28.288	22.951	1'46.786 1'46.973	12	0.187
13	31 G. GERLOFF	USA	BMW M1000 RR	22.306 +0.079	33.385 +0.193	28.256 +0.064	22.958	1'46.905 1'47.241	15	0.336
14	97 X. VIERGE	ESP	Honda CBR1000 RR-R	22.322 +0.004	33.476 +0.126	28.221	23.014	1'47.033 1'47.163	13	0.130
15	7 I. LECUONA	ESP	Honda CBR1000 RR-R	22.376 +0.023	33.515 +0.122	28.173 +0.071	23.080	1'47.144 1'47.360	17	0.216
16	91 L. HASLAM	GBR	BMW M1000 RR	22.311 +0.046	33.416	28.436	23.005 +0.006	1'47.168 1'47.220	14	0.052
17	87 R. GARDNER	AUS	Yamaha YZF R1	22.316	33.482	28.403	23.042 +0.053	1'47.243 1'47.296	16	0.053
18	5 P. OETTL	GER	Ducati Panigale V4R	22.248	33.656	28.417	23.360	1'47.681 1'47.681	18	
19	34 L. BALDASSARRI	ITA	Yamaha YZF R1	22.352 +0.041	33.687 +0.033	28.402	23.252	1'47.693 1'47.767	19	0.074
20	16 G. RUIU	ITA	BMW M1000 RR	22.587	33.904	28.570	23.050	1'48.111 1'48.111	20	
21	51 E. GRANADO	BRA	Honda CBR1000 RR-R	22.636 +0.094	33.842	28.630 +0.204	23.351 +0.046	1'48.459 1'48.803	23	0.344
22	53 T. RABAT	ESP	Kawasaki ZX-10RR	22.755	33.903	28.691	23.167	1'48.516 1'48.516	21	
23	20 R. TAMBURINI	ITA	Honda CBR1000 RR-R	22.594	34.224	28.681	23.219	1'48.718 1'48.718	22	
24	32 I. VINALES	ESP	Kawasaki ZX-10RR	22.792	34.156	29.019	23.443	1'49.410 1'49.410	24	
25	52 O. KONIG	CZE	Kawasaki ZX-10RR	22.871 +0.088	34.411 +0.003	29.109	23.310 +0.063	1'49.701 1'49.855	25	0.154
Overall Ideal Time				21.891	33.015	27.846	22.535	1'45.287		

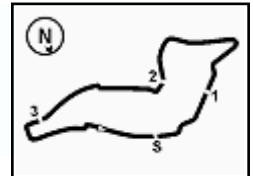
15/07/2023

These data/results cannot be reproduced, stored and/or transmitted in whole or in part by any manner of electronic, mechanical, photocopying, recording, broadcasting or otherwise now known or herein after developed without the previous express consent by the copyright owner, except for reproduction in daily press and regular printed publications on sale to the public within 60 days of the event related to those data/results and always provided that copyright symbol appears together as follows below.

© DORNA WSBK ORGANIZATION Srl 2023

FIGR PERUGIA TIMING





Prometeon Italian Round, 14-16 July 2023

Chronological Analysis Tissot Superpole

1° 54 T. RAZGATLIOGLU [1'45.959]								7° 65 J. REA [1'46.635]								
Lap	Seg1	Seg2	Seg3	Seg4	Lap Time	km/h	Local Time	Lap	Seg1	Seg2	Seg3	Seg4	Lap Time	km/h	Local Time	
1		35.895	28.906	23.567		205,5	11:11'55.681	1		49.841	35.453	29.871	23.405	2'18.570P	90,1	11:12'00.310
2	22.403	33.329	28.020	22.583	1'46.335	278,5	11:13'42.016	2	49.841	35.453	29.871	23.405	2'18.570P	90,1	11:12'00.310	
3	22.170	33.220	27.986	22.648	1'46.024	280,0	11:15'28.040	3	23.968	35.248	29.005	22.939	1'51.160C	263,3	11:14'13.040	
4	22.749	35.714	28.498	2'19.029	3'45.990P	277,1	11:19'14.030	4	22.277	33.444	28.172	22.863	1'46.756	280,0	11:15'59.796	
5	35.460	33.455	28.092	23.269	2'00.276P	210,0	11:21'14.306	5	24.264	35.651	28.900	3'40.516	5'09.331P	277,8	11:21'09.127	
6	22.058	33.182	28.099	22.620	1'45.959	281,5	11:23'00.265	6	36.501	34.797	35.333	22.983	2'09.614CP	198,6	11:23'18.741	
7	22.047	33.124	30.529	23.750	1'49.450	283,8	11:24'49.715	7	22.246	33.290	28.296	22.803	1'46.635	280,0	11:25'05.376	
8	22.031	33.117	28.066	23.154	1'46.368C	283,0	11:26'36.083									

2° 55 A. LOCATELLI [1'46.017]								8° 21 M. RINALDI [1'46.636]							
Lap	Seg1	Seg2	Seg3	Seg4	Lap Time	km/h	Local Time	Lap	Seg1	Seg2	Seg3	Seg4	Lap Time	km/h	Local Time
1		35.866	29.009	23.840		204,7	11:11'56.339	1		35.140	29.498	23.397		213,4	11:12'49.740
2	22.182	33.373	28.275	22.806	1'46.636	281,5	11:13'42.975	2	23.098	34.602	29.051	23.135	1'49.886C	278,5	11:14'39.626
3	22.188	33.226	28.266	22.660	1'46.340	280,0	11:15'29.315	3	22.152	33.645	29.595	23.170	1'48.562	282,2	11:16'28.188
4	22.246	33.764	30.607	2'17.635	3'44.252P	280,7	11:19'13.567	4	22.122	33.398	28.436	22.791	1'46.747	281,5	11:18'14.935
5	35.221	33.406	28.084	23.133	1'59.844P	210,0	11:21'13.411	5	22.117	33.289	28.359	22.871	1'46.636	283,0	11:20'01.571
6	22.049	33.015	28.129	22.824	1'46.017	280,0	11:22'59.428	6	26.312	44.742	38.900	33.175	2'23.129C	226,2	11:22'24.700
7	22.115	33.257	30.791	23.543	1'49.706	279,3	11:24'49.134	7	26.821	34.770	29.695	23.240	1'54.526C	283,0	11:24'19.226
8	22.147	33.298	28.151	23.426	1'47.022C	280,0	11:26'36.156	8	21.954	33.077	28.204	22.988	1'46.223C	284,5	11:26'05.449

3° 47 A. BASSANI [1'46.062]								9° 76 L. BAZ [1'46.646]							
Lap	Seg1	Seg2	Seg3	Seg4	Lap Time	km/h	Local Time	Lap	Seg1	Seg2	Seg3	Seg4	Lap Time	km/h	Local Time
1		34.930	28.773	22.994		213,4	11:11'54.474	1		35.908	49.276	27.305		196,7	11:12'23.264
2	22.184	33.296	28.047	22.535	1'46.062	279,3	11:13'40.536	2	23.721	34.593	29.212	23.156	1'50.682C	261,3	11:14'13.946
3	22.129	33.149	28.204	22.742	1'46.224	282,2	11:15'26.760	3	22.360	33.564	28.335	22.965	1'47.224	281,5	11:16'01.170
4	24.844	34.329	28.809	36.000	2'03.982P	280,0	11:17'30.742	4	22.305	33.585	28.272	22.963	1'47.125	281,5	11:17'48.295
5	1'10.013	35.299	28.827	23.127	2'37.266P	216,9	11:20'08.008	5	22.962	34.361	29.232	1'58.341	3'24.896P	282,2	11:21'13.191
								6	36.047	34.299	32.808	23.225	2'06.379CP	214,7	11:23'19.570
								7	22.116	33.546	28.059	22.925	1'46.646	284,5	11:25'06.216

4° 1 A. BAUTISTA [1'46.145]								10° 9 D. PETRUCCI [1'46.862]								
Lap	Seg1	Seg2	Seg3	Seg4	Lap Time	km/h	Local Time	Lap	Seg1	Seg2	Seg3	Seg4	Lap Time	km/h	Local Time	
1		33.793	28.272	23.097		218,2	11:12'39.850	1		35.738	29.206	23.389		206,3	11:11'56.753	
2	22.373	33.341	28.159	22.716	1'46.589C	283,0	11:14'26.439	2	22.284	33.439	28.362	22.915	1'47.000	283,0	11:13'43.753	
3	22.128	33.265	28.023	22.729	1'46.145	286,8	11:16'12.584	3	22.328	35.747	30.422	37.713	2'06.210P	283,0	11:15'49.963	
4	22.036	33.342	28.724	37.182	2'01.284P	286,1	11:18'13.868	4	2'55.635	33.661	28.453	22.798	4'20.547P	180,3	11:20'10.510	
5	1'20.164	33.950	28.173	22.899	2'45.186P	203,1	11:20'59.054	5	22.216	33.369	28.439	23.136	1'47.160	280,7	11:21'57.670	
6	22.016	33.060	28.019	22.776	1'45.871C	284,5	11:22'44.925	6	22.264	34.342	36.834	23.325	1'56.765C	280,7	11:23'54.435	
7	22.030	33.310	28.111	22.809	1'46.260C	286,8	11:24'31.185	7	22.311	33.372	28.429	22.750	1'46.862	280,0	11:25'41.297	
8	21.891	33.334	27.846	23.020	1'46.091C	287,6	11:26'17.276									

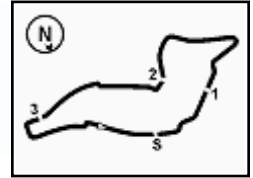
5° 45 S. REDDING [1'46.497]								11° 22 A. LOWES [1'46.945]								
Lap	Seg1	Seg2	Seg3	Seg4	Lap Time	km/h	Local Time	Lap	Seg1	Seg2	Seg3	Seg4	Lap Time	km/h	Local Time	
1		35.155	29.911	23.516		66,1	11:12'22.378	1		52.261	35.082	29.297	23.220	2'19.860P	83,8	11:12'29.149
2	23.786	35.166	29.123	23.256	1'51.331C	251,4	11:14'13.709	2	23.916	36.217	29.103	23.100	1'52.336C	274,2	11:14'21.485	
3	22.242	33.332	28.222	22.944	1'46.740	281,5	11:16'00.449	3	22.376	33.507	28.518	22.938	1'47.339	280,0	11:16'08.824	
4	23.321	35.078	29.422	3'40.935	5'08.756P	282,2	11:21'09.205	4	22.339	33.539	28.360	22.707	1'46.945	282,2	11:17'55.769	
5	36.637	34.822	35.404	23.178	2'10.041P	196,4	11:23'19.246	5	24.150	35.409	29.699	1'58.579	3'27.837P	272,1	11:21'23.606	
6	22.119	33.345	28.152	22.881	1'46.497	285,3	11:25'05.743	6	36.937	38.079	29.024	22.690	2'06.730CP	186,3	11:23'30.336	
								7	22.361	33.176	28.262	22.670	1'46.469C	281,5	11:25'16.805	
								8								

6° 28 B. RAY [1'46.595]								12° 77 D. AEGERTER [1'46.973]								
Lap	Seg1	Seg2	Seg3	Seg4	Lap Time	km/h	Local Time	Lap	Seg1	Seg2	Seg3	Seg4	Lap Time	km/h	Local Time	
1		35.746	29.088	23.380		205,9	11:11'56.121	1								11:10'04.900
2	22.349	33.729	28.399	22.896	1'47.373	279,3	11:13'43.494	2	43.435	41.358	30.366	24.559	2'19.718P	141,5	11:12'24.618	
3	22.362	33.375	28.142	22.806	1'46.685	278,5	11:15'30.179	3	23.208	38.541	32.587	23.463	1'57.799C	276,3	11:14'22.417	
4	23.456	35.612	29.304	2'15.287	3'43.659P	268,6	11:19'13.838	4	22.540	33.349	28.324	23.166	1'47.379	279,3	11:16'09.796	
5	35.919	33.639	28.103	23.091	2'00.752P	205,1	11:21'14.590	5	22.534	33.500	32.104	2'11.509	3'39.647P	275,6	11:19'49.443	
6	22.171	33.307	28.151	22.966	1'46.595	280,7	11:23'01.185	6	40.823	38.064	31.145	23.806	2'13.838P	155,2	11:22'03.281	
7	22.379	35.020	29.572	23.379	1'50.350	279,3	11:24'51.535	7	22.497	33.680	29.451	23.157	1'48.785C	283,0	11:23'52.066	
8	22.485	34.104	29.134	23.969	1'49.692	277,8	11:26'41.227	8	22.198	33.536	28.288	22.951	1'46.973	281,5	11:25'39.039	

15/07/2023 P = Pits In/Dut - C = Lap Time Cancelled

These data/results cannot be reproduced, stored and/or transmitted in whole or in part by any manner of electronic, mechanical, photocopying, recording, broadcasting or otherwise now known or herein after developed without the previous express consent by the copyright owner, except for reproduction in daily press and regular printed publications on sale to the public within 60 days of the event related to those data/results and always provided that copyright symbol appears together as follows below.

© DORNA WSBK ORGANIZATION Srl 2023



Imola Circuit 4.936 m

Prometeon Italian Round, 14-16 July 2023

Chronological Analysis Tissot Superpole

2 / 3

13° 97 X. VIERGE [1'47.163]							
Lap	Seg1	Seg2	Seg3	Seg4	Lap Time	km/h	Local Time
1		35.764	29.278	23.965	209.2	11:11'56.980	
2	22.325	33.501	28.525	23.075	1'47.426	285,3	11:13'44.406
3	22.326	33.602	28.221	23.014	1'47.163	284,5	11:15'31.569
4	22.738	34.248	28.817	2'16.800	3'42.603P	283,8	11:19'14.172
5	35.859	34.073	28.690	23.112	2'01.734P	210,8	11:21'15.906

14° 91 L. HASLAM [1'47.220]							
Lap	Seg1	Seg2	Seg3	Seg4	Lap Time	km/h	Local Time
1		35.563	30.479	27.007	196,0	11:12'02.127	
2	23.327	35.425	30.068	23.645	1'52.465	278,5	11:13'54.592
3	22.465	33.590	28.619	23.005	1'47.679	278,5	11:15'42.271
4	27.111	38.129	29.805	2'13.333	3'48.378P	279,3	11:19'30.649
5	41.124	36.106	29.522	23.376	2'10.128P	140,9	11:21'40.777
6	22.311	35.981	29.272	22.822	1'50.386C	279,3	11:23'31.163
7	22.357	33.416	28.436	23.011	1'47.220	281,5	11:25'18.383

15° 31 G. GERLOFF [1'47.241]							
Lap	Seg1	Seg2	Seg3	Seg4	Lap Time	km/h	Local Time
1		35.995	33.901	23.390	202,4	11:12'03.804	
2	24.449	35.682	29.336	23.286	1'52.753C	277,1	11:13'56.557
3	22.385	33.578	28.320	22.958	1'47.241	283,8	11:15'43.798
4	22.726	34.155	28.815	1'04.026	2'29.722P	277,8	11:18'13.520
5	37.322	35.467	29.616	23.609	2'06.014P	210,4	11:20'19.534
6	22.311	33.385	37.163	33.185	2'06.044C	282,2	11:22'25.578
7	22.689	33.900	28.565	23.169	1'48.323C	284,5	11:24'13.901
8	22.306	33.733	28.256	24.549	1'48.844C	282,2	11:26'02.745

16° 87 R. GARDNER [1'47.296]							
Lap	Seg1	Seg2	Seg3	Seg4	Lap Time	km/h	Local Time
1							11:09'57.674
2	45.273	37.022	36.977	25.981	2'25.253P	119,9	11:12'22.927
3	24.237	34.860	31.686	24.178	1'54.961C	271,4	11:14'17.888
4	22.463	33.492	28.721	23.042	1'47.718	277,1	11:16'05.606
5	22.433	33.684	28.778	2'09.851	3'34.746P	278,5	11:19'40.352
6	43.620	36.471	29.283	24.807	2'13.381P	112,6	11:21'53.733
7	22.481	33.931	34.009	23.603	1'54.024C	278,5	11:23'47.757
8	22.316	33.482	28.403	23.095	1'47.296	277,8	11:25'35.053

17° 71 L. LECUONA [1'47.360]							
Lap	Seg1	Seg2	Seg3	Seg4	Lap Time	km/h	Local Time
1		35.728	33.827	23.731	193,8	11:12'04.371	
2	24.160	35.727	29.244	23.495	1'52.626C	285,3	11:13'56.997
3	22.399	33.637	28.244	23.080	1'47.360	284,5	11:15'44.357
4	22.566	33.984	28.852	2'18.727	3'44.129P	281,5	11:19'28.486
5	56.005	39.457	31.119	23.792	2'30.373P	107,9	11:21'58.859
6	22.448	34.297	35.721	23.412	1'55.878C	282,2	11:23'54.737

18° 5 P. OETTL [1'47.681]							
Lap	Seg1	Seg2	Seg3	Seg4	Lap Time	km/h	Local Time
1		35.198	29.233	23.561	199,3	11:11'57.585	
2	2'54.841	47.748	33.251	39.514	4'55.354P	280,7	11:16'52.939
3	5'37.712	33.994	29.045	23.342	7'04.093CP	167,5	11:23'57.032
4	22.248	33.656	28.417	23.360	1'47.681	278,5	11:25'44.713

19° 34 L. BALDASSARRI [1'47.767]							
Lap	Seg1	Seg2	Seg3	Seg4	Lap Time	km/h	Local Time
1		35.567	34.301	23.622	187,3	11:12'05.010	
2	23.756	35.743	29.260	23.538	1'52.297C	273,5	11:13'57.307

3	22.352	33.687	28.591	23.308	1'47.938	277,1	11:15'45.245
4	22.598	33.962	30.859	2'28.196	3'55.615P	277,8	11:19'40.860
5	43.297	36.563	29.209	24.033	2'13.102P	120,3	11:21'53.962
6	22.388	34.098	33.968	23.698	1'54.152C	277,8	11:23'48.114
7	22.393	33.720	28.402	23.252	1'47.767	277,1	11:25'35.881

20° 16 G. RUIU [1'48.111]							
Lap	Seg1	Seg2	Seg3	Seg4	Lap Time	km/h	Local Time
1		35.852	29.649	23.636	200,1	11:11'57.324	
2	22.651	34.201	28.786	23.057	1'48.695	278,5	11:13'46.019
3	22.745	36.610	33.228	24.149	1'56.732	277,1	11:15'42.751
4	22.605	33.959	28.988	23.331	1'48.883	279,3	11:17'31.634
5	23.765	35.672	30.413	2'13.618	3'43.468P	272,8	11:21'15.102
6	34.572	34.162	32.805	23.251	2'04.790CP	215,1	11:23'19.892
7	22.587	33.904	28.570	23.050	1'48.111	279,3	11:25'08.003

21° 53 T. RABAT [1'48.516]							
Lap	Seg1	Seg2	Seg3	Seg4	Lap Time	km/h	Local Time
1							11:10'08.333
2	40.493	39.222	31.224	24.348	2'15.287P	136,2	11:12'23.620
3	23.901	35.070	28.858	23.597	1'51.426C	256,9	11:14'15.046
4	22.883	34.328	28.829	23.203	1'49.243	276,3	11:16'04.289
5	22.763	34.472	28.813	3'39.212	5'05.260P	278,5	11:21'09.549
6	36.753	34.708	35.914	23.538	2'10.913P	193,1	11:23'20.462
7	22.755	33.903	28.691	23.167	1'48.516	274,2	11:25'08.978

22° 20 R. TAMBURINI [1'48.718]							
Lap	Seg1	Seg2	Seg3	Seg4	Lap Time	km/h	Local Time
1		37.408	33.593	23.582	179,7	11:12'04.701	
2	24.337	36.160	29.632	23.312	1'53.441C	273,5	11:13'58.142
3	22.689	34.261	28.985	23.355	1'49.290	265,9	11:15'47.432
4	26.034	37.232	30.577	2'07.564	3'41.407P	213,8	11:19'28.839
5	46.854	42.960	30.749	25.028	2'25.591P	139,1	11:21'54.430
6	22.629	34.531	33.280	23.586	1'54.026C	282,2	11:23'48.456
7	22.594	34.224	28.681	23.219	1'48.718	274,2	11:25'37.174

23° 51 E. GRANADO [1'48.803]							
Lap	Seg1	Seg2	Seg3	Seg4	Lap Time	km/h	Local Time
1		36.671	33.833	23.692	176,7	11:12'05.525	
2	24.077	35.879	29.714	23.393	1'53.063C	275,6	11:13'58.588
3	22.837	34.346	28.630	23.351	1'49.164	270,7	11:15'47.752
4	23.310	34.947	29.222	2'22.357	3'49.836P	235,2	11:19'37.588
5	44.913	38.976	30.590	27.451	2'21.930P	105,2	11:21'59.518
6	22.636	34.031	35.498	23.435	1'55.600C	280,0	11:23'55.118
7	22.730	33.842	28.834	23.397	1'48.803	276,3	11:25'43.921

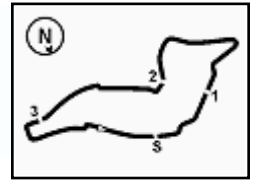
24° 32 I. VINALES [1'49.410]							
Lap	Seg1	Seg2	Seg3	Seg4	Lap Time	km/h	Local Time
1		35.976	34.466	23.625	191,7	11:12'05.978	
2	23.476	35.388	29.530	23.523	1'51.917C	266,6	11:13'57.895
3	22.792	34.156	29.019	23.443	1'49.410	272,1	11:15'47.305
4	23.431	36.586	29.988	2'25.492	3'55.497P	265,3	11:19'42.802
5	44.231	35.107	29.362	23.587	2'12.287P	80,0	11:21'55.089

25° 52 O. KONIG [1'49.855]							
Lap	Seg1	Seg2	Seg3	Seg4	Lap Time	km/h	Local Time
1		35.694	30.212	24.227	195,3	11:11'59.523	
2	22.931	34.454	29.233	23.310	1'49.928	272,8	11:13'49.451
3	22.959	34.414	29.109	23.373	1'49.855	273,5	11:15'39.306
4	23.664	40.231	35.714	2'57.237	4'36.846P	272,1	11:20'16.152
5	41.633	37.774	31.677	24.213	2'15.297CP	145,6	11:22'31.449

15/07/2023 P = Pits In/Out - C = Lap Time Cancelled

These data/results cannot be reproduced, stored and/or transmitted in whole or in part by any manner of electronic, mechanical, photocopying, recording, broadcasting or otherwise now known or herein after developed without the previous express consent by the copyright owner, except for reproduction in daily press and regular printed publications on sale to the public within 60 days of the event related to those data/results and always provided that copyright symbol appears together as follows below.

© DORNA WSBK ORGANIZATION Srl 2023

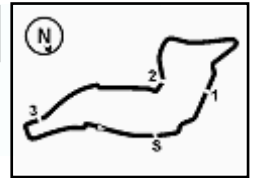


6	23.057	38.963	36.276	23.909	2'02.205C	272,1	11:24'33.654
7	22.871	34.411	29.230	23.572	1'50.084C	274,2	11:26'23.738

15/07/2023 P = Pits In/Dut - C = Lap Time Cancelled

These data/results cannot be reproduced, stored and/or transmitted in whole or in part by any manner of electronic, mechanical, photocopying, recording, broadcasting or otherwise now known or herein after developed without the previous express consent by the copyright owner, except for reproduction in daily press and regular printed publications on sale to the public within 60 days of the event related to those data/results and always provided that copyright symbol appears together as follows below.

© DORNA WSBK ORGANIZATION Srl 2023



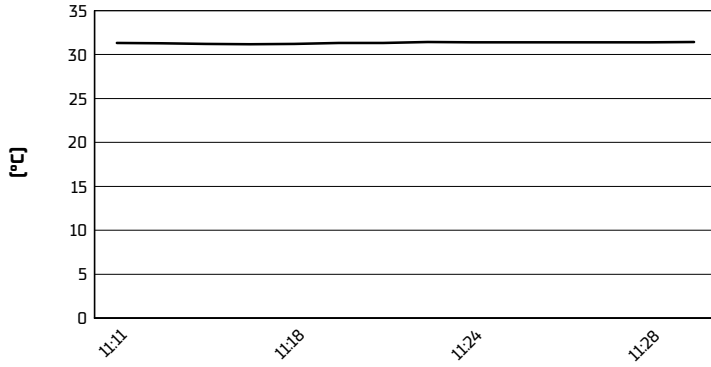
Imola Circuit 4.936 m

Prometeon Italian Round, 14-16 July 2023

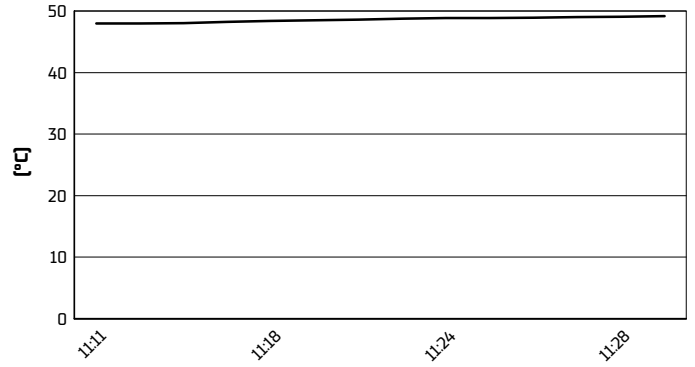
Weather Report Tissot Superpole

Session started 11:10 - Session ended 11:30


Air Temperature



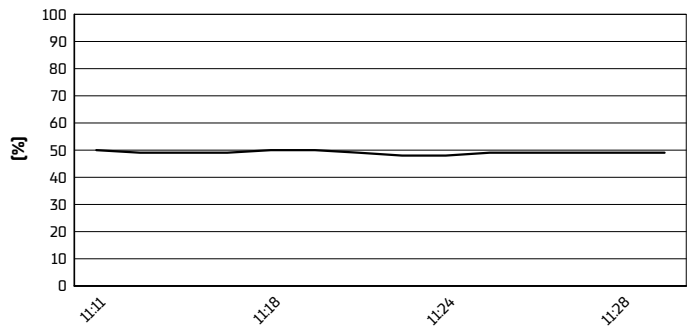
Track Temperature



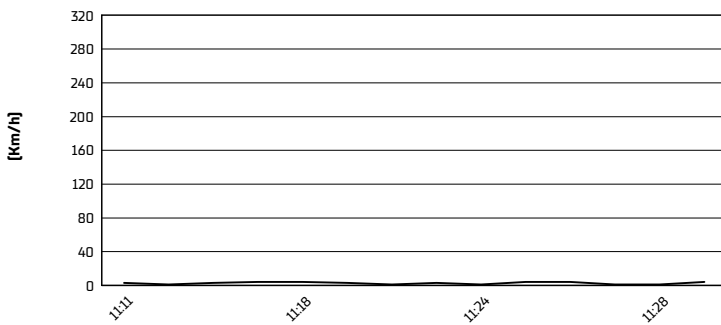
Air Pressure



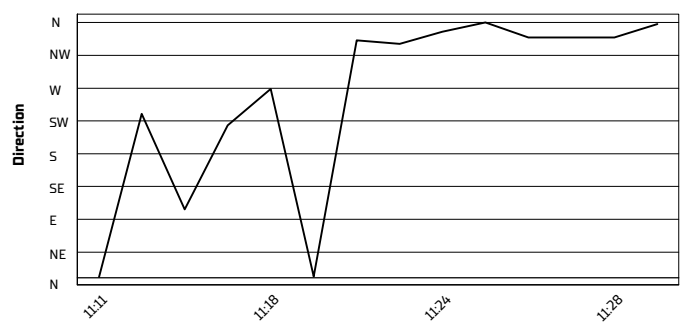
Humidity



Wind Speed



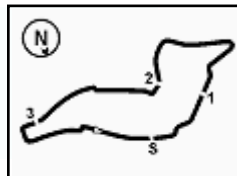
Wind Direction



15/07/2023

These data/results cannot be reproduced, stored and/or transmitted in whole or in part by any manner of electronic, mechanical, photocopying, recording, broadcasting or otherwise now known or herein after developed without the previous express consent by the copyright owner, except for reproduction in daily press and regular printed publications on sale to the public within 60 days of the event related to those data/results and always provided that copyright symbol appears together as follows below.

© DORNA WSBK ORGANIZATION Srl 2023



Imola Circuit 4.936 m

Prometeon Italian Round, 14-16 July 2023

Tissot Superpole Ranking

	2020	2021	2022	2023
01 Philip Island	Sykes (Gbr) Bmw 1'29.230 (179,3 Km/h)		Bautista (Esp) Duc 1'29.815 (178,2 Km/h)	Razgatlioglu (Tur) Yam 1'29.400 (179,0 Km/h)
02 Mandalika		Razgatlioglu (Tur) Yam 1'32.877 (166,7 Km/h)	Razgatlioglu (Tur) Yam 1'31.371 (169,4 Km/h)	Razgatlioglu (Tur) Yam 1'32.037 (168,2 Km/h)
03 Assen		Rea (Gbr) Kaw 1'33.842 (174,2 Km/h)	Razgatlioglu (Tur) Yam 1'32.934 (175,9 Km/h)	Bautista (Esp) Duc 1'33.542 (174,8 Km/h)
04 Barcelona	Rea (Gbr) Kaw 1'41.619 (163,9 Km/h)	Sykes (Gbr) Bmw 1'40.408 (165,9 Km/h)	Lecuona (Esp) Hon 1'40.766 (165,3 Km/h)	Bautista (Esp) Duc 1'40.264 (166,1 Km/h)
05 Misano		Rea (Gbr) Kaw 1'33.416 (156,5 Km/h)	Bautista (Esp) Duc 1'33.328 (156,6 Km/h)	Bautista (Esp) Duc 1'33.017 (157,1 Km/h)
06 Donington		Rea (Gbr) Kaw 1'40.101 (113,2 Km/h)	Rea (Gbr) Kaw 1'26.080 (131,7 Km/h)	Rea (Gbr) Kaw 1'26.041 (131,8 Km/h)
07 Imola				Razgatlioglu (Tur) Yam 1'45.959 (167,6 Km/h)
08 Most		Rea (Gbr) Kaw 1'31.684 (165,4 Km/h)	Rea (Gbr) Kaw 1'30.947 (166,7 Km/h)	
09 Magny-Cours	Lavery (Irl) Bmw 1'48.644 (140,0 Km/h)	Rea (Gbr) Kaw 1'35.683 (159,0 Km/h)	Rea (Gbr) Kaw 1'36.124 (158,2 Km/h)	
10 Aragon	Rea (Gbr) Kaw 1'48.767 (168,0 Km/h)	Rea (Gbr) Kaw 1'48.458 (168,5 Km/h)	Razgatlioglu (Tur) Yam 1'48.267 (168,8 Km/h)	
11 Portimao	Rea (Gbr) Kaw 1'40.676 (164,2 Km/h)	Razgatlioglu (Tur) Yam 1'40.219 (165,0 Km/h)	Rea (Gbr) Kaw 1'39.610 (166,0 Km/h)	
12 Villucium		Redding (Gbr) Duc 1'37.617 (157,7 Km/h)	Razgatlioglu (Tur) Yam 1'36.216 (160,0 Km/h)	

2023

- 3** T. Razgatlioglu
- 3** A. Bautista
- 1** J. Rea

ALL TIMES

- | | | | |
|---------------------------|-----------------------|-------------------------|--------------------------|
| 51 T. Sykes | 7 R. Laconi | 2 M. Campbell | 1 J. Hopkins |
| 43 T. Corser | 6 C. Crutchlow | 2 A. Gobert | 1 I. Jaitovich |
| 41 J. Rea | 6 J. Kocinski | 2 M. Lucchinelli | 1 T. Kipp |
| 26 T. Bayliss | 5 M. Biaggi | 2 B. Monti | 1 L. Lanzi |
| 21 C. Fogarty | 5 D. Giugliano | 2 Y. Nagai | 1 I. Lecuona |
| 17 D. Polen | 4 S. Guintoli | 2 M. Neukirchner | 1 A. Lowes |
| 16 N. Hodgson | 4 E. Laverty | 2 S. Redding | 1 M. Mladin |
| 15 C. Edwards | 4 M. Melandri | 2 D. Tardozzi | 1 F. Nieto |
| 11 T. Razgatlioglu | 4 F. Merkel | 2 A. Yanagawa | 1 J. Reynolds |
| 11 B. Spies | 4 J. Toseland | 1 A. Badovini | 1 M. Tamada |
| 10 C. Checa | 3 L. Haslam | 1 R. Burnett | 1 M. van der Mark |
| 10 P. Chilli | 3 Y. Kagayama | 1 D. Chandler | 1 A. Vieira |
| 9 A. Bautista | 3 S. Martin | 1 S. Crafar | 1 R. Xaus |
| 9 R. Roche | 3 S. Mertens | 1 M. Doohan | |
| 8 G. Falappa | 3 R. Phillis | 1 M. Dowson | |
| 8 S. Russell | 3 J. Smrz | 1 M. Fabrizio | |
| 8 A. Slight | 3 C. Vermeulen | 1 P. Goddard | |
| 7 C. Davies | 2 L. Baz | 1 T. Hill | |
| 7 N. Haga | 2 B. Bostrom | 1 S. Hislop | |

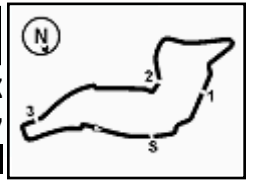
15/07/2023

These data/results cannot be reproduced, stored and/or transmitted in whole or in part by any manner of electronic, mechanical, photocopying, recording, broadcasting or otherwise now known or herein after developed without the previous express consent by the copyright owner, except for reproduction in daily press and regular printed publications on sale to the public within 60 days of the event related to those data/results and always provided that copyright symbol appears together as follows below.

© DORNA WSBK ORGANIZATION Srl 2023

FICR PERUGIA TIMING





Prometeon Italian Round, 14-16 July 2023

Tissot Superpole Award

Imola Circuit 4.936 m

Rider	Points	Points From First	Points From Previous	February 26		March 5		April 23		May 7		June 4		July 2		July 16		July 30		September 10		September 24		October 1		October 15		
				PHILLIP ISLAND	MANDALIKA	ASSEN	BARCELONA	MISANO	DONINGTON PARK	IMOLA	MOST	MAGNY-COURS	ARAGON	PORTIMAO	VILLICUM													
1 BAUTISTA Alvaro [ESP]	124			9	12	7	12	12	12	12	12	12	12	9	9	6												
2 RAZGATLIOGLU Toprak [TUR]	116	8		12	7	12	12	7	7	2	9	9	9	6	12	12												
3 REA Jonathan [GBR]	76	48	40	6	3	5	6	9	9	7		4	5	12	7	3												
4 LOCATELLI Andrea [ITA]	61	63	15	1	5	9	9	4	5	7		3	3	6	9													
5 LOWES Alex [GBR]	50	74	11	2	6	1	7	6	6	4	5		4	5	4													
6 RINALDI Michael Ruben [ITA]	47	77	3	4	9	6	3			6	2	7	7	1	2													
7 BASSANI Axel [ITA]	35	89	12	1	3	5		2	4			5	6	2	7													
8 AEGERTER Dominique [SUI]	33	91	2	7				3	3	9	4	3		4														
9 PETRUCCI Danilo [ITA]	21	103	12			2		1				6		7	5													
10 LECUONA Iker [ESP]	15	109	6	2						5	6	2																
11 REDDING Scott [GBR]	14	110	1			1	5	2						1	5													
12 OETTL Philipp [GER]	9	115	5	5	4																							
13 VIERGE Xavi [ESP]	8	116	1			4		1		1		2																
14 GERLOFF Garrett [USA]	8	116	0						1	3		1		3														
15 GARDNER Remy [AUS]	7	117	1	3					3		1																	
16 BAZ Loris [FRA]	5	119	2			4									1													
17 RAY Bradley [GBR]	4	120	1												4													
18 SYKES Tom [GBR]	2	122	2											2														
19 VAN DER MARK Michael [NED]	2	122	0			2																						

15/07/2023 Odd points columns: Tissot Superpole Even points columns: Tissot Superpole Race

These data/results cannot be reproduced, stored and/or transmitted in whole or in part by any manner of electronic, mechanical, photocopying, recording, broadcasting or otherwise now known or herein after developed without the previous express consent by the copyright owner, except for reproduction in daily press and regular printed publications on sale to the public within 60 days of the event related to those data/results and always provided that copyright symbol appears together as follows below.

© DORNA WSBK ORGANIZATION Srl 2023