

Prometeon Italian Round, 14-16 July 2023 Results Race 1

Laps 16 = 80,036 Km - Time of Race 30'23.960 - Avg. 157,969 km/h

Pos	Grid	No. Rider	Nat	Team	Bike	Class	LL	Int.	Gap	Rel.	Fastest Lap	Speed	Qualifying	Speed
1	3	62 S. MANZI	ITA	Ten Kate Racing Yamaha	Yamaha YZF R6		16	I1			1'52.162	246,1	1'51.247	249,0
2	4	23 M. SCHROETTER	GER	MV Agusta Reparto Corse	MV Agusta F3 800 RR		16	SP	1 Sector	1 Sector	1'52.428	247,9	1'51.401	249,6
3	2	11 N. BULEGA	ITA	Aruba.it Racing WorldSSP Team	Ducati Panigale V2		16	SP	1 Sector	0.388	1'52.184	253,2	1'50.898	253,2
4	6	54 B. SOFUOGLU	TUR	MV Agusta Reparto Corse	MV Agusta F3 800 RR		16	SP	1 Sector	9.461	1'52.346	254,4	1'51.808	249,6
5	5	55 Y. MONTELLA	ITA	Barni Spark Racing Team	Ducati Panigale V2		16	SP	1 Sector	2.092	1'52.340	252,6	1'51.800	249,0
6	13	3 R. DE ROSA	ITA	Orelac Racing Verdnavatura	Ducati Panigale V2		16	FL	2 Sectors	1 Sector	1'52.472	252,6	1'52.687	251,4
7	12	29 N. SPINELLI	ITA	VFT Racing WEBIKE Yamaha	Yamaha YZF R6		16	FL	2 Sectors	0.357	1'53.222	249,6	1'52.468	249,0
8	18	69 T. BOOTH-AMOS	GBR	Motozoo ME AIR Racing	Kawasaki ZX-6R	*	16	FL	2 Sectors	2.203	1'53.300	250,8	1'53.129	247,3
9	10	14 L. MAHIAS	FRA	Kawasaki Puccetti Racing	Kawasaki ZX-6R		16	FL	2 Sectors	4.152	1'53.320	245,6	1'52.245	243,9
10	7	99 A. HUERTAS	ESP	MTM Kawasaki	Kawasaki ZX-6R		15	I3.1	1 Lap	1 Lap	1'52.572	250,8	1'51.929	246,7
11	20	21 F. FULIGNI	ITA	Evan Bros. WorldSSP Yamaha Team	Yamaha YZF R6		15	I3.1	1 Lap	16.094	1'53.460	250,8	1'53.322	252,0
12	11	13 L. OTTAVIANI	ITA	Extreme Racing Service	MV Agusta F3 800 RR		15	I3.1	1 Lap	3.148	1'53.143	248,5	1'52.270	253,2
13	19	28 G. VAN STRAALAN	NED	EAB Racing Team	Yamaha YZF R6		15	I3	1 Lap	1 Sector	1'53.836	250,2	1'53.233	252,0
14	22	25 A. VERDOIA	FRA	Yamaha Thailand Racing Team	Yamaha YZF R6		15	I3	1 Lap	2.351	1'53.696	249,0	1'53.817	249,0
15	26	67 S. VALTULINI	ITA	ProDina Kawasaki Racing	Kawasaki ZX-6R	*	15	I3	1 Lap	2.366	1'53.779	249,0	1'54.516	245,6
16	25	71 T. EDWARDS	AUS	Yart-Yamaha WorldSSP Team	Yamaha YZF R6	*	15	I3	1 Lap	1.348	1'53.239	252,6	1'54.468	251,4
17	21	73 M. KOFLER	AUT	D34G Racing	Ducati Panigale V2	*	15	I2.1	1 Lap	1 Sector	1'54.063	249,6	1'53.593	247,3
18	24	51 A. SARMOON	THA	Yamaha Thailand Racing Team	Yamaha YZF R6		15	I2.1	1 Lap	0.630	1'54.697	247,3	1'54.445	245,0
19	27	68 L. POWER	AUS	Motozoo ME AIR Racing	Kawasaki ZX-6R	*	15	I2.1	1 Lap	2.121	1'55.129	245,6	1'54.876	240,5
20	29	98 M. ABE	JPN	VFT Racing WEBIKE Yamaha	Yamaha YZF R6	*	15	I2	1 Lap	1 Sector	1'55.856	245,0	1'54.918	242,2
21	28	95 T. MACKENZIE	GBR	PETRONAS MIE Racing Honda Team	Honda CBR600RR		15	I2	1 Lap	0.145	1'55.404	240,0	1'54.897	236,8
Not Classified														
RET	8	66 N. TUULI	FIN	PTR Triumph	Triumph Street Triple RS 765		15				1'52.500	253,8	1'51.991	250,8
RET	14	94 V. DEBISE	FRA	GMT94 Yamaha	Yamaha YZF R6		14				1'52.786	252,0	1'52.719	246,1
RET	23	17 J. MCPHEE	GBR	Vince64 by Puccetti Racing	Kawasaki ZX-6R		12				1'54.548	247,9	1'54.276	247,9
RET	30	4 H. TRUELOVE	GBR	PTR Triumph	Triumph Street Triple RS 765		10				1'53.998	248,5	1'54.974	245,6
RET	16	6 E. PUSCEDDU	ITA	JAngel by Edafos	Yamaha YZF R6		10				1'53.863	245,0	1'52.840	245,0
RET	31	7 A. NORRODIN	MAS	PETRONAS MIE Racing Honda Team	Honda CBR600RR		6				1'55.340	241,6	1'55.231	239,5
RET	9	9 J. NAVARRO	ESP	Ten Kate Racing Yamaha	Yamaha YZF R6		4				1'53.197	249,0	1'52.038	247,3
RET	1	64 F. CARICASULO	ITA	Althea Racing Team	Ducati Panigale V2		1				194,6	1'50.779	249,6	
RET	17	27 A. DIAZ	ESP	Arco Yart Yamaha WorldSSP	Yamaha YZF R6	*	0				201,2	1'53.119	249,0	
RET	15	22 F. FULIGNI	ITA	Orelac Racing Verdnavatura	Ducati Panigale V2	*	0				197,8	1'52.822	248,5	

AIR	Humidity:	43%	Temp:	35°C
TRACK	Condition:	Dry	Temp:	58°C

Records	Pole (SP)	2019	R.Krummenacher	1'50.239	161,192 Km/h
	Race (RC)	2015	J.Cluzel	1'51.101	159,941 Km/h
	All Times (SP)	2019	R.Krummenacher	1'50.239	161,192 Km/h
Race Fastest Lap		Lap 10	S.Manzi	1'52.162	158,428 Km/h

LAP LEADERS				
No. Rider	From	To	Laps	Total
62 S. MANZI	1	16	16	16

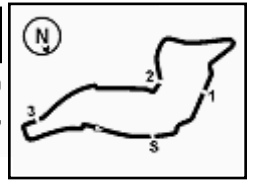
TOTAL LEADER LAPS		
No. Rider	Laps	
11 N. BULEGA	141	
61 C. ONCU	28	
62 S. MANZI	27	
54 B. SOFUOGLU	15	
64 F. CARICASULO	8	
23 M. SCHROETTER	1	
94 V. DEBISE	1	

* WorldSSP Challenge

15/07/2023 Start 15:15 End 15:52 The results are provisional until the end of the time limit for protests and appeals and the completion of the technical checks.

These data/results cannot be reproduced, stored and/or transmitted in whole or in part by any manner of electronic, mechanical, photocopying, recording, broadcasting or otherwise now known or herein after developed without the previous express consent by the copyright owner, except for reproduction in daily press and regular printed publications on sale to the public within 60 days of the event related to those data/results and always provided that copyright symbol appears together as follows below.

© DORNA WSBK ORGANIZATION Srl 2023



Prometeon Italian Round, 14-16 July 2023
Results Race 1

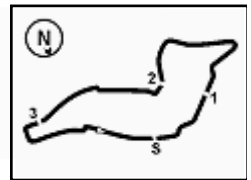
Race Highlights

Time	No. Rider	Description
15.00.00		Sighting Lap Started
15.13.05		Warm-up Lap Started
15.15.52		Start
15.16.22	28 G. VAN STRAALEN	On the Gravel - Re-Joined - Turn 2
15.16.22	73 M. KOFLER	On the Gravel - Re-Joined - Turn 2
15.16.23	6 E. PUSCEDDU	On the Gravel - Re-Joined - Turn 2
15.16.29	22 F. FULIGNI	Crashed - Turn 2
15.16.34	64 F. CARICASULO	Crashed - Turn 6
15.17.14	64 F. CARICASULO	Re-joined
15.17.32		Incident in turn 2 under investigation
15.17.40	27 A. DIAZ	Crashed - Turn 18
15.17.48	22 F. FULIGNI	Not Actively Competing
15.18.16	27 A. DIAZ	Not Actively Competing
15.19.04	64 F. CARICASULO	Entered Pits
15.19.35		No Jump Starts
15.20.14	64 F. CARICASULO	Retired
15.20.41	27 A. DIAZ	Medical Centre
15.24.48	9 J. NAVARRO	Crashed - Turn 12
15.26.18	6 E. PUSCEDDU	Long Lap Penalty - Irresponsible Riding
15.28.26	7 A. NORRODIN	Technical Problem - Turn 8
15.29.33	7 A. NORRODIN	Out
15.29.36	9 J. NAVARRO	Out
15.30.34	67 S. VALTULINI	Long Lap Penalty - Shortcut advantage at T21
15.31.39	4 H. TRUELOVE	Long Lap Penalty - Shortcut advantage at T21
15.35.50	6 E. PUSCEDDU	Stop - Technical Problem
15.36.40		2/3 of Race Distance Completed
15.37.12	4 H. TRUELOVE	Entered Pits
15.37.22	6 E. PUSCEDDU	Not Actively Competing
15.38.03	4 H. TRUELOVE	Retired
15.40.43	17 J. MCPHEE	Entered Pits
15.44.15	94 V. DEBISE	Entered Pits
15.45.10	94 V. DEBISE	Retired
15.45.32	17 J. MCPHEE	Retired
15.46.13		RED FLAG
15.46.41	99 A. HUERTAS	Crashed - Turn 22
15.46.42	66 N. TUULI	Crashed - Turn 22
15.46.50		RED FLAG
15.47.24		Podium Confirmed
15.49.14	99 A. HUERTAS	Re-joined
15.49.19	66 N. TUULI	Medical Centre
15.51.05	67 S. VALTULINI	+3s penalty applied
15.51.35	13 L. OTTAVIANI	+3s penalty applied
15.51.54	66 N. TUULI	not entered pit lane within 5 minutes
15.52.46		End Of Session

15/07/2023 Start End The results are provisional until the end of the time limit for protests and appeals and the completion of the technical checks.

These data/results cannot be reproduced, stored and/or transmitted in whole or in part by any manner of electronic, mechanical, photocopying, recording, broadcasting or otherwise now known or herein after developed without the previous express consent by the copyright owner, except for reproduction in daily press and regular printed publications on sale to the public within 60 days of the event related to those data/results and always provided that copyright symbol appears together as follows below.

© DORNA WSBK ORGANIZATION Srl 2023



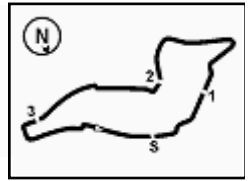
Imola Circuit 4.936 m

Prometeon Italian Round, 14-16 July 2023
Championship Standings

Rank	Rider	Points	Points From First	Points From Previous	February 26 PHILLIP ISLAND		March 5 MANDALIKA		April 23 ASSEN		May 7 BARCELONA		June 4 MISANO		July 2 DONINGTON PARK		July 16 IMOLA		July 30 MOST		September 10 MAGNY-COURS		September 24 ARAGON		October 1 PORTIMAO		October 15 VILLICUM			
					1	2	1	2	1	2	1	2	1	2	1	2	1	2	1	2	1	2	1	2	1	2	1	2	1	2
1	BULEGA Nicolo (ITA)	263			25	25	11	16	25	25	25	25	25	20	25	25	16													
2	MANZI Stefano (ITA)	217	46		1	1	1	1	1	1	1	1	1	1	1	1	1	1												
3	SCHROETTER Marcel (GER)	176	87	41	9	13	13	11	20	13	20	20	13	16	8	20														
4	CARICASULO Federico (ITA)	156	107	20	6		20	25	10	16	11	10	16	13	13	16														
5	SOFUOGLU Bahattin (TUR)	97	166	59			5	7	5	6	5	16	25	9	3	8	13													
6	TUULI Niki (FIN)	93	170	4	13	7	16	10	4	11	6	8	7	6	1	4														
7	VAN STRAALEN Glenn (NED)	92	171	1	2	11	5		16	5	13	11	9		11	6	3													
8	DEBISE Valentin (FRA)	80	183	12	3	8	10		13	10	8	13			6	9														
9	NAVARRO Jorge (ESP)	77	186	3	7	10	4	8	6	9	9	7	8		4	5														
10	MONTELLA Yari (ITA)	71	192	6					8	5	11		11	16	16	20	11													
11	SPINELLI Nicholas (ITA)	66	197	5	20		7		2	7	9		4	8			9													
12	DE ROSA Raffaele (ITA)	65	198	1	9		9		7	7	1	6			9	7	10													
13	HUERTAS Adrian (ESP)	64	199	1					3	8	4	4	5	11	10	13	6													
14	ONCU Can (TUR)	63	200	1	16	25	13		9		9		10	10	10	10	14													
15	BOOTH-AMOS Tom (GBR)	41	222	22					1	6	3	2	4		7	10	8													
16	MCPHEE John (GBR)	31	232	10	16	4	6	5																						
17	MAHIAS Lucas (FRA)	28	235	3									3	6	7	5	7													
18	BAYLISS Oliver (AUS)	26	237	2	6	8	4						3	5																
19	CORSI Simone (ITA)	23	240	3					3				10	10																
20	MACKENZIE Tarran (GBR)	15	248	8	11		2	2																						
21	EDWARDS Tom (AUS)	15	248	0					1	2	5		3	2	2	2														
22	SARMOON Anupab (THA)	14	249	1	8	2	3	1																						
23	NORRODIN Adam (MAS)	9	254	5	4	1	1	3																						
24	MANTOVANI Andrea (ITA)	9	254	0					2	4			2	1																
25	FULIGNI Filippo (ITA)	5	258	4													5													

15/07/2023 First Line: Championship Standings - Second Line: Ranking Progression
 These data/results cannot be reproduced, stored and/or transmitted in whole or in part by any manner of electronic, mechanical, photocopying, recording, broadcasting or otherwise now known or herein after developed without the previous express consent by the copyright owner, except for reproduction in daily press and regular printed publications on sale to the public within 60 days of the event related to those data/results and always provided that copyright symbol appears together as follows below.
 © DORNA WSBK ORGANIZATION Srl 2023





Imola Circuit 4.936 m

Prometeon Italian Round, 14-16 July 2023
Championship Standings

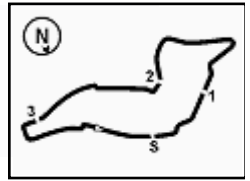
2 / 3

	Points	Points From First	Points From Previous	February 26 PHILLIP ISLAND	March 5 MANDALIKA	April 23 ASSEN	May 7 BARCELONA	June 4 MISANO	July 2 DONINGTON PARK	July 16 IMOLA	July 30 MOST	September 10 MAGNY-COURS	September 24 ARAGON	October 1 PORTIMAO	October 15 VILLICUM				
26 TRUELOVE Harry (GBR)	5	258	0	5 11 16	18 18	19 22	22 23	25 25	25 25	25									
27 VERDOIA Andy (FRA)	5	258	0							3 27	2								
28 OTTAVIANI Luca (ITA)	4	259	1							4 28									
29 WONGTHANANON Apiwath (THA)	4	259	0	1 3 15 19	19 19	20 23	23 24	26 26	26 26	28									
30 BUSSOLOTTI Marco (ITA)	2	261	2					2 27	27 28	30									
31 VALTULINI Stefano (ITA)	1	262	1							1 31									
32 IRWIN Rhys (IRL)	1	262	0						1 29	31									
33 FULIGNI Federico (ITA)	1	262	0					1 27 28	28 29	31									
34 FERNANDEZ GONZALEZ	1	262	0				1 27	27 28	28 29	31									

15/07/2023 First Line: Championship Standings - Second Line: Ranking Progression

These data/results cannot be reproduced, stored and/or transmitted in whole or in part by any manner of electronic, mechanical, photocopying, recording, broadcasting or otherwise now known or herein after developed without the previous express consent by the copyright owner, except for reproduction in daily press and regular printed publications on sale to the public within 60 days of the event related to those data/results and always provided that copyright symbol appears together as follows below.

© DORNA WSBK ORGANIZATION Srl 2023



Imola Circuit 4.936 m

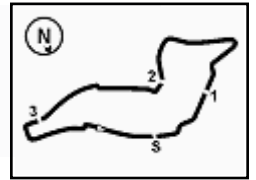
Prometeon Italian Round, 14-16 July 2023
Championship Standings

Points	Points From First	Points From Previous	WorldSSP Challenge																							
			February 26 PHILIP ISLAND	March 5 MANDALIKA	April 23 ASSEN	May 7 BARCELONA	June 4 MISANO	July 2 DONINGTON PARK	July 16 IMOLA	July 30 MOST	September 10 MAGNY-COURS															
1 BOOTH-AMOS Tom (GBR)	41				1 1	6 1	3 1	2 1		4 1	7 1	10 1	8 1													
2 EDWARDS Tom (AUS)	15 26				1 2	2 2	5 2		3 2	2 2	2 2	2 2														
3 VALTULINI Stefano (ITA)	1 40 14												1 3													
4 FULIGNI Federico (ITA)	1 40 0							1 3	3 3	3 3	3 3	3 3														

15/07/2023 First Line: Championship Standings - Second Line: Ranking Progression

These data/results cannot be reproduced, stored and/or transmitted in whole or in part by any manner of electronic, mechanical, photocopying, recording, broadcasting or otherwise now known or herein after developed without the previous express consent by the copyright owner, except for reproduction in daily press and regular printed publications on sale to the public within 60 days of the event related to those data/results and always provided that copyright symbol appears together as follows below.

© DORNA WSBK ORGANIZATION Srl 2023



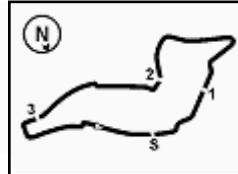
Imola Circuit 4.936 m

Prometeon Italian Round, 14-16 July 2023
Lap Chart Race 1

	Lap															
	1	2	3	4	5	6	7	8	9	10	11	12	13	14	15	16
1	62	62	62	62	62	62	62	62	62	62	62	62	62	62	62	62
2	23	23	23	23	23	23	23	23	23	23	23	23	23	23	23	23
3	55	11	11	11	11	11	11	11	11	11	11	11	11	11	11	11
4	11	55	55	55	55	55	99	54	54	54	54	54	54	66	54	54
5	66	99	99	99	99	99	54	99	99	99	99	99	99	54	66	55
6	99	66	66	66	54	54	55	55	55	55	55	66	66	94	99	3
7	3	54	54	54	66	66	66	66	66	66	66	55	94	99	3	29
8	54	3	3	3	3	3	3	3	3	3	3	94	55	3	55	69
9	94	94	94	94	94	94	94	94	94	94	94	3	3	55	29	14
10	14	14	14	14	29	29	29	29	29	29	29	29	29	29	69	
11	29	29	29	29	14	14	14	14	14	69	69	69	69	69	69	14
12	69	69	69	69	69	69	69	69	69	14	14	14	14	14	21	
13	9	9	9	9	21	21	21	21	21	21	21	21	21	21	13	
14	21	21	21	21	17	13	13	13	13	13	13	13	13	13	13	28
15	17	17	17	17	13	17	28	28	28	28	28	28	28	28	67	
16	51	51	51	71	67	28	17	67	67	71	67	67	67	67	25	
17	67	67	71	13	71	71	71	71	71	67	17	17	25	25	71	
18	71	71	67	51	28	67	67	17	17	17	25	25	71	71	73	
19	25	25	13	67	51	51	25	25	25	25	71	71	73	73	51	
20	68	68	25	28	25	25	51	51	51	51	73	73	51	51	68	
21	7	13	68	25	68	68	68	68	73	73	51	51	68	68	98	
22	98	7	28	68	7	7	73	73	68	6	68	68	98	98	95	
23	13	98	7	7	4	73	4	6	6	68	98	98	95	95		
24	4	28	98	4	95	4	6	4	4	98	95	95				
25	95	4	4	95	73	95	95	95	98	4						
26	28	95	95	73	98	6	98	98	95	95						
27	73	73	73	98	6	98										
28	6	6	6	6												
29	64															

15/07/2023
These data/results cannot be reproduced, stored and/or transmitted in whole or in part by any manner of electronic, mechanical, photocopying, recording, broadcasting or otherwise now known or herein after developed without the previous express consent by the copyright owner, except for reproduction in daily press and regular printed publications on sale to the public within 60 days of the event related to those data/results and always provided that copyright symbol appears together as follows below.
© DORNA WSBK ORGANIZATION Srl 2023





Imola Circuit 4.936 m

Prometeon Italian Round, 14-16 July 2023 Lap Chart Race 1

Lap 1

1	62	S.Manzi	1'52.661
2	23	M.Schroetter	0.477
3	55	Y.Montella	1.015
4	11	N.Bulega	1.233
5	66	N.Tuuli	1.543
6	99	A.Huertas	1.703
7	3	R.De Rosa	2.251
8	54	B.Sofuoglu	2.424
9	94	V.Debise	2.676
10	14	L.Mahias	2.937
11	29	N.Spinelli	3.281
12	69	T.Booth-Amos	3.596
13	9	J.Navarro	4.131
14	21	F.Fulgini	4.341
15	17	J.McPhee	4.968
16	51	A.Sarmoon	5.291
17	67	S.Valtulini	5.515
18	71	T.Edwards	5.740
19	25	A.Verdoia	6.011
20	68	L.Power	6.289
21	7	A.Norrodin	6.730
22	98	M.Abe	7.000
23	13	L.Ottaviani	7.077
24	4	H.Trulove	7.615
25	95	T.Mackenzie	8.086
26	28	G.van Straalen	9.273
27	73	M.Kofler	11.526
28	6	E.Pusceddu	16.790
29	64	F.Caricasulo	1'50.381

Lap 2

1	62	S.Manzi	3'45.013
2	23	M.Schroetter	0.667
3	11	N.Bulega	2.046
4	55	Y.Montella	2.369
5	99	A.Huertas	2.651
6	66	N.Tuuli	2.915
7	54	B.Sofuoglu	3.502
8	3	R.De Rosa	3.730
9	94	V.Debise	3.972
10	14	L.Mahias	4.391
11	29	N.Spinelli	4.630
12	69	T.Booth-Amos	5.108
13	9	J.Navarro	5.635
14	21	F.Fulgini	6.138
15	17	J.McPhee	7.588
16	51	A.Sarmoon	8.396
17	67	S.Valtulini	8.584
18	71	T.Edwards	8.764
19	25	A.Verdoia	9.080
20	68	L.Power	9.608
21	13	L.Ottaviani	10.033
22	7	A.Norrodin	10.483
23	98	M.Abe	10.969
24	28	G.van Straalen	11.085
25	4	H.Trulove	11.640
26	95	T.Mackenzie	11.850
27	73	M.Kofler	14.701
28	6	E.Pusceddu	18.870

Lap 3

1	62	S.Manzi	5'37.846
2	23	M.Schroetter	0.754
3	11	N.Bulega	1.886
4	55	Y.Montella	2.320
5	99	A.Huertas	2.737
6	66	N.Tuuli	3.027
7	54	B.Sofuoglu	3.423
8	3	R.De Rosa	3.898
9	94	V.Debise	4.388
10	14	L.Mahias	4.878
11	29	N.Spinelli	5.163

12	69	T.Booth-Amos	5.859
13	9	J.Navarro	6.297
14	21	F.Fulgini	7.508
15	17	J.McPhee	9.408
16	51	A.Sarmoon	11.178
17	71	T.Edwards	11.353
18	67	S.Valtulini	11.525
19	13	L.Ottaviani	11.762
20	25	A.Verdoia	12.203
21	68	L.Power	12.552
22	28	G.van Straalen	12.850
23	7	A.Norrodin	13.511
24	98	M.Abe	14.101
25	4	H.Trulove	14.710
26	95	T.Mackenzie	14.990
27	73	M.Kofler	16.688
28	6	E.Pusceddu	20.247

Lap 4

1	62	S.Manzi	7'30.479
2	23	M.Schroetter	0.649
3	11	N.Bulega	1.646
4	55	Y.Montella	2.272
5	99	A.Huertas	2.676
6	66	N.Tuuli	2.894
7	54	B.Sofuoglu	3.245
8	3	R.De Rosa	3.737
9	94	V.Debise	4.672
10	14	L.Mahias	5.568
11	29	N.Spinelli	5.763
12	69	T.Booth-Amos	6.609
13	9	J.Navarro	6.861
14	21	F.Fulgini	9.033
15	17	J.McPhee	11.483
16	71	T.Edwards	13.527
17	13	L.Ottaviani	14.014
18	51	A.Sarmoon	14.371
19	67	S.Valtulini	14.517
20	28	G.van Straalen	14.757
21	25	A.Verdoia	15.106
22	68	L.Power	15.715
23	7	A.Norrodin	16.252
24	4	H.Trulove	17.768
25	95	T.Mackenzie	18.020
26	73	M.Kofler	18.798
27	98	M.Abe	19.292
28	6	E.Pusceddu	21.657

Lap 5

1	62	S.Manzi	9'22.966
2	23	M.Schroetter	0.639
3	11	N.Bulega	1.343
4	55	Y.Montella	2.125
5	99	A.Huertas	2.955
6	54	B.Sofuoglu	3.584
7	66	N.Tuuli	3.614
8	3	R.De Rosa	3.963
9	94	V.Debise	5.015
10	29	N.Spinelli	6.498
11	14	L.Mahias	7.016
12	69	T.Booth-Amos	7.509
13	21	F.Fulgini	11.150
14	17	J.McPhee	15.265
15	13	L.Ottaviani	15.495
16	67	S.Valtulini	16.004
17	71	T.Edwards	16.892
18	28	G.van Straalen	17.088
19	51	A.Sarmoon	17.630
20	25	A.Verdoia	17.903
21	68	L.Power	18.613
22	7	A.Norrodin	19.105
23	4	H.Trulove	19.279
24	95	T.Mackenzie	21.655

25	73	M.Kofler	21.702
26	98	M.Abe	23.769
27	6	E.Pusceddu	23.887

Lap 6

1	62	S.Manzi	11'15.765
2	23	M.Schroetter	0.402
3	11	N.Bulega	0.870
4	55	Y.Montella	1.678
5	99	A.Huertas	2.892
6	54	B.Sofuoglu	3.402
7	66	N.Tuuli	3.706
8	3	R.De Rosa	4.194
9	94	V.Debise	5.228
10	29	N.Spinelli	7.173
11	14	L.Mahias	7.714
12	69	T.Booth-Amos	8.010
13	21	F.Fulgini	12.790
14	13	L.Ottaviani	16.015
15	17	J.McPhee	18.103
16	28	G.van Straalen	18.147
17	71	T.Edwards	18.660
18	67	S.Valtulini	19.168
19	51	A.Sarmoon	19.899
20	25	A.Verdoia	20.217
21	68	L.Power	21.364
22	7	A.Norrodin	21.698
23	73	M.Kofler	23.767
24	4	H.Trulove	25.244
25	95	T.Mackenzie	25.495
26	6	E.Pusceddu	25.543
27	98	M.Abe	27.089

Lap 7

1	62	S.Manzi	13'08.164
2	23	M.Schroetter	0.489
3	11	N.Bulega	1.054
4	99	A.Huertas	3.944
5	54	B.Sofuoglu	4.273
6	55	Y.Montella	4.332
7	66	N.Tuuli	4.942
8	3	R.De Rosa	5.365
9	94	V.Debise	5.832
10	29	N.Spinelli	8.178
11	14	L.Mahias	8.728
12	69	T.Booth-Amos	9.021
13	21	F.Fulgini	14.201
14	13	L.Ottaviani	16.991
15	28	G.van Straalen	20.040
16	17	J.McPhee	21.152
17	71	T.Edwards	21.280
18	67	S.Valtulini	21.469
19	25	A.Verdoia	23.315
20	51	A.Sarmoon	23.367
21	68	L.Power	24.491
22	73	M.Kofler	25.431
23	4	H.Trulove	27.467
24	6	E.Pusceddu	27.568
25	95	T.Mackenzie	29.777
26	98	M.Abe	30.563

Lap 8

1	62	S.Manzi	15'00.562
2	23	M.Schroetter	0.627
3	11	N.Bulega	1.296
4	54	B.Sofuoglu	4.221
5	99	A.Huertas	4.694
6	55	Y.Montella	5.105
7	66	N.Tuuli	5.317
8	3	R.De Rosa	5.913
9	94	V.Debise	6.220
10	29	N.Spinelli	9.016
11	14	L.Mahias	9.804

2 / 4

12	69	T.Booth-Amos	10.139
13	21	F.Fulgini	15.423
14	13	L.Ottaviani	17.736
15	28	G.van Straalen	21.478
16	67	S.Valtulini	23.545
17	71	T.Edwards	23.796
18	17	J.McPhee	24.282
19	25	A.Verdoia	25.459
20	51	A.Sarmoon	25.979
21	68	L.Power	27.256
22	73	M.Kofler	27.538
23	6	E.Pusceddu	29.472
24	4	H.Trulove	33.251
25	95	T.Mackenzie	33.494
26	98	M.Abe	34.021

Lap 9

1	62	S.Manzi	16'53.010
2	23	M.Schroetter	0.635
3	11	N.Bulega	1.239
4	54	B.Sofuoglu	4.852
5	99	A.Huertas	5.045
6	55	Y.Montella	5.436
7	66	N.Tuuli	5.763
8	3	R.De Rosa	6.265
9	94	V.Debise	6.629
10	29	N.Spinelli	9.886
11	14	L.Mahias	11.364
12	69	T.Booth-Amos	11.550
13	21	F.Fulgini	16.671
14	13	L.Ottaviani	18.808
15	28	G.van Straalen	23.542
16	67	S.Valtulini	25.624
17	71	T.Edwards	25.815
18	17	J.McPhee	26.515
19	25	A.Verdoia	27.181
20	51	A.Sarmoon	28.494
21	73	M.Kofler	29.778
22	68	L.Power	30.240
23	6	E.Pusceddu	30.887
24	4	H.Trulove	37.309
25	98	M.Abe	37.511
26	95	T.Mackenzie	37.666

Lap 10

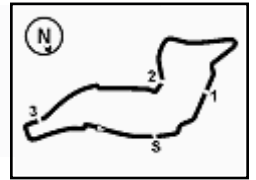
1	62	S.Manzi	18'45.172
2	23	M.Schroetter	0.901
3	11	N.Bulega	1.616
4	54	B.Sofuoglu	5.852
5	99	A.Huertas	6.016
6	55	Y.Montella	6.294
7	66	N.Tuuli	6.454
8	3	R.De Rosa	7.052
9	94	V.Debise	7.442
10	29	N.Spinelli	11.265
11	69	T.Booth-Amos	13.025
12	14	L.Mahias	13.375
13	21	F.Fulgini	18.189
14	13	L.Ottaviani	20.043
15	28	G.van Straalen	25.754
16	71	T.Edwards	26.892
17	67	S.Valtulini	28.316
18	17	J.McPhee	28.903
19	25	A.Verdoia	29.318
20	51	A.Sarmoon	31.893
21	73	M.Kofler	32.233
22	6	E.Pusceddu	32.971
23	68	L.Power	33.286
24	98	M.Abe	41.736
25	4	H.Trulove	42.087
26	95	T.Mackenzie	42.210

Lap 11

15/07/2023

These data/results cannot be reproduced, stored and/or transmitted in whole or in part by any manner of electronic, mechanical, photocopying, recording, broadcasting or otherwise now known or herein after developed without the previous express consent by the copyright owner, except for reproduction in daily press and regular printed publications on sale to the public within 60 days of the event related to those data/results and always provided that copyright symbol appears together as follows below.

© DORNA WSBK ORGANIZATION Srl 2023



Imola Circuit 4.936 m

3 / 4

Prometeon Italian Round, 14-16 July 2023

Lap Chart Race 1

1	62	S.Manzi	20'37.399	22	98	M.Abe	54.683
2	23	M.Schroetter	1.342	23	95	T.Mackenzie	55.633
3	11	N.Bulega	1.895				
4	54	B.Sofuoglu	6.649				
5	99	A.Huertas	6.831				
6	55	Y.Montella	7.171				
7	66	N.Tuuli	7.556				
8	3	R.De Rosa	7.748				
9	94	V.Debise	8.023				
10	29	N.Spinelli	12.454				
11	69	T.Booth-Amos	14.295				
12	14	L.Mahias	14.691				
13	21	F.Fuligni	20.377				
14	13	L.Ottaviani	21.628				
15	28	G.van Straalen	28.236				
16	67	S.Valtulini	30.807				
17	17	J.McPhee	31.500				
18	25	A.Verdoia	31.689				
19	71	T.Edwards	31.920				
20	73	M.Kofler	35.833				
21	51	A.Sarmoon	35.957				
22	68	L.Power	36.452				
23	98	M.Abe	47.309				
24	95	T.Mackenzie	47.713				

Lap 12

1	62	S.Manzi	22'29.839
2	23	M.Schroetter	1.717
3	11	N.Bulega	2.077
4	54	B.Sofuoglu	7.499
5	99	A.Huertas	7.817
6	66	N.Tuuli	8.461
7	55	Y.Montella	8.623
8	94	V.Debise	8.849
9	3	R.De Rosa	9.039
10	29	N.Spinelli	13.514
11	69	T.Booth-Amos	15.167
12	14	L.Mahias	15.980
13	21	F.Fuligni	21.664
14	13	L.Ottaviani	22.771
15	28	G.van Straalen	29.740
16	67	S.Valtulini	32.843
17	17	J.McPhee	33.608
18	25	A.Verdoia	33.829
19	71	T.Edwards	34.114
20	73	M.Kofler	37.987
21	51	A.Sarmoon	38.393
22	68	L.Power	39.499
23	98	M.Abe	50.944
24	95	T.Mackenzie	51.501

Lap 13

1	62	S.Manzi	24'22.423
2	23	M.Schroetter	1.658
3	11	N.Bulega	2.139
4	54	B.Sofuoglu	8.451
5	99	A.Huertas	8.706
6	66	N.Tuuli	8.886
7	94	V.Debise	9.524
8	55	Y.Montella	9.929
9	3	R.De Rosa	10.186
10	29	N.Spinelli	14.220
11	69	T.Booth-Amos	16.118
12	14	L.Mahias	16.807
13	21	F.Fuligni	22.540
14	13	L.Ottaviani	23.745
15	28	G.van Straalen	31.433
16	67	S.Valtulini	34.234
17	25	A.Verdoia	35.592
18	71	T.Edwards	36.610
19	73	M.Kofler	39.684
20	51	A.Sarmoon	40.506
21	68	L.Power	42.044

Lap 14

1	62	S.Manzi	26'14.789
2	23	M.Schroetter	1.824
3	11	N.Bulega	2.307
4	66	N.Tuuli	9.496
5	54	B.Sofuoglu	9.791
6	94	V.Debise	10.104
7	99	A.Huertas	10.443
8	3	R.De Rosa	11.238
9	55	Y.Montella	11.615
10	29	N.Spinelli	15.279
11	69	T.Booth-Amos	17.267
12	14	L.Mahias	18.063
13	21	F.Fuligni	23.944
14	13	L.Ottaviani	25.507
15	28	G.van Straalen	33.090
16	67	S.Valtulini	35.647
17	25	A.Verdoia	37.053
18	71	T.Edwards	38.567
19	73	M.Kofler	42.143
20	51	A.Sarmoon	43.195
21	68	L.Power	45.131
22	98	M.Abe	58.331
23	95	T.Mackenzie	58.671

Lap 15

1	62	S.Manzi	28'06.978
2	23	M.Schroetter	2.498
3	11	N.Bulega	2.959
4	54	B.Sofuoglu	11.404
5	66	N.Tuuli	11.551
6	99	A.Huertas	11.763
7	3	R.De Rosa	11.971
8	55	Y.Montella	12.689
9	29	N.Spinelli	16.467
10	69	T.Booth-Amos	18.967
11	14	L.Mahias	20.235
12	21	F.Fuligni	26.064
13	13	L.Ottaviani	27.372
14	28	G.van Straalen	35.465
15	67	S.Valtulini	37.673
16	25	A.Verdoia	38.560
17	71	T.Edwards	41.052
18	73	M.Kofler	46.175
19	51	A.Sarmoon	46.895
20	68	L.Power	48.782
21	98	M.Abe	1'02.028
22	95	T.Mackenzie	1'02.282

Lap 16

1	62	S.Manzi	29'59.751
2	23	M.Schroetter	2.386
3	11	N.Bulega	2.871
4	54	B.Sofuoglu	12.185
5	55	Y.Montella	14.157
6	3	R.De Rosa	17.494
7	29	N.Spinelli	17.851
8	69	T.Booth-Amos	20.054
9	14	L.Mahias	24.206

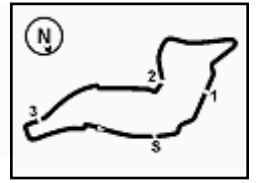
15/07/2023

These data/results cannot be reproduced, stored and/or transmitted in whole or in part by any manner of electronic, mechanical, photocopying, recording, broadcasting or otherwise now known or herein after developed without the previous express consent by the copyright owner, except for reproduction in daily press and regular printed publications on sale to the public within 60 days of the event related to those data/results and always provided that copyright symbol appears together as follows below.

© DORNA WSBK ORGANIZATION Srl 2023

FICR PERUGIA TIMING





Imola Circuit 4.936 m

4 / 4

Prometeon Italian Round, 14-16 July 2023
Lap Chart Race 1

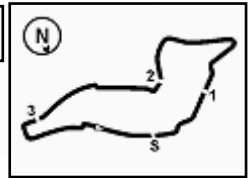
Race Pace Comparison

	62 Man	23 Sch	11 Bul	54 Sof	55 Mon	3 DeR	29 Spi	69 Boo	14 Mah	99 Hue	28 vSt	73 Kof	98 Abe	95 Mac
1	1'52.661	1'53.138	1'53.894	1'55.085	1'53.676	1'54.912	1'55.942	1'56.257	1'55.598	1'54.364	2'01.934	2'04.187	1'59.661	2'00.747
2	1'52.352	1'52.542	1'53.165	1'53.430	1'53.706	1'53.831	1'53.701	1'53.864	1'53.806	1'53.300	1'54.164	1'55.527	1'56.321	1'56.116
3	1'52.833	1'52.920	1'52.673	1'52.754	1'52.784	1'53.001	1'53.366	1'53.584	1'53.320	1'52.919	1'54.598	1'54.820	1'55.965	1'55.973
4	1'52.633	1'52.528	1'52.393	1'52.455	1'52.585	1'52.472	1'53.233	1'53.383	1'53.323	1'52.572	1'54.540	1'54.743	1'57.824	1'55.663
5	1'52.487	1'52.477	1'52.184	1'52.826	1'52.340	1'52.713	1'53.222	1'53.387	1'53.935	1'52.766	1'54.818	1'55.391	1'56.964	1'56.122
6	1'52.799	1'52.562	1'52.326	1'52.617	1'52.352	1'53.030	1'53.474	1'53.300	1'53.497	1'52.736	1'53.858	1'54.864	1'56.119	1'56.639
7	1'52.399	1'52.486	1'52.583	1'53.270	1'55.053	1'53.570	1'53.404	1'53.410	1'53.413	1'53.451	1'54.292	1'54.063	1'55.873	1'56.681
8	1'52.398	1'52.536	1'52.640	1'52.346	1'53.171	1'52.946	1'53.236	1'53.516	1'53.474	1'53.148	1'53.836	1'54.505	1'55.856	1'56.115
9	1'52.448	1'52.456	1'52.391	1'53.079	1'52.779	1'52.800	1'53.318	1'53.859	1'54.008	1'52.799	1'54.512	1'54.688	1'55.938	1'56.620
10	1'52.162	1'52.428	1'52.539	1'53.162	1'53.020	1'52.949	1'53.541	1'53.637	1'54.173	1'53.133	1'54.374	1'54.617	1'56.387	1'56.706
11	1'52.227	1'52.668	1'52.506	1'53.024	1'53.104	1'52.923	1'53.416	1'53.497	1'53.543	1'53.042	1'54.709	1'55.827	1'57.800	1'57.730
12	1'52.440	1'52.815	1'52.622	1'53.290	1'53.892	1'53.731	1'53.500	1'53.312	1'53.729	1'53.426	1'53.944	1'54.594	1'56.075	1'56.228
13	1'52.584	1'52.525	1'52.646	1'53.536	1'53.890	1'53.731	1'53.290	1'53.535	1'53.411	1'53.473	1'54.277	1'54.281	1'56.323	1'56.716
14	1'52.366	1'52.532	1'52.534	1'53.706	1'54.052	1'53.418	1'53.425	1'53.515	1'53.622	1'54.103	1'54.023	1'54.825	1'56.014	1'55.404
15	1'52.189	1'52.863	1'52.841	1'53.802	1'53.263	1'52.922	1'53.377	1'53.889	1'54.361	1'53.509	1'54.564	1'56.221	1'55.886	1'55.800
16	1'52.773	1'52.661	1'52.685	1'53.554	1'54.241	1'58.296	1'54.157	1'53.860	1'56.744					

	66 Tuu	21 FuF	13 Ott	25 Ver	67 Val	71 Edw	51 Sar	68 Pow	94 Deb	17 McP	4 Tru	6 Pus	7 Nor	9 Nav
1	1'54.204	1'57.002	1'59.738	1'58.672	1'58.176	1'58.401	1'57.952	1'58.950	1'55.337	1'57.629	2'00.276	2'09.451	1'59.391	1'56.792
2	1'53.724	1'54.149	1'55.308	1'55.421	1'55.421	1'55.376	1'55.457	1'55.671	1'53.648	1'54.972	1'56.377	1'54.432	1'56.105	1'53.856
3	1'52.945	1'54.203	1'54.562	1'55.956	1'55.774	1'55.422	1'55.615	1'55.777	1'53.249	1'54.653	1'55.903	1'54.210	1'55.861	1'53.495
4	1'52.500	1'54.158	1'54.885	1'55.536	1'55.625	1'54.807	1'55.826	1'55.796	1'52.917	1'54.708	1'55.691	1'54.043	1'55.374	1'53.197
5	1'53.207	1'54.604	1'53.968	1'55.284	1'53.974	1'55.852	1'55.746	1'55.385	1'52.830	1'56.269	1'53.998	1'54.717	1'55.340	
6	1'52.891	1'54.439	1'53.319	1'55.113	1'55.963	1'54.567	1'55.068	1'55.550	1'53.012	1'55.637	1'58.764	1'54.455	1'55.392	
7	1'53.635	1'53.810	1'53.375	1'55.497	1'54.700	1'55.019	1'55.867	1'55.526	1'53.003	1'55.448	1'54.622	1'54.424		
8	1'52.773	1'53.620	1'53.143	1'54.542	1'54.474	1'54.914	1'55.010	1'55.163	1'52.786	1'55.528	1'58.182	1'54.302		
9	1'52.894	1'53.696	1'53.520	1'54.170	1'54.527	1'54.467	1'54.963	1'55.432	1'52.857	1'54.681	1'56.506	1'53.863		
10	1'52.853	1'53.680	1'53.397	1'54.299	1'54.854	1'53.239	1'55.561	1'55.208	1'52.975	1'54.550	1'56.940	1'54.246		
11	1'53.329	1'54.415	1'53.812	1'54.598	1'54.718	1'57.255	1'56.291	1'55.393	1'52.808	1'54.824				
12	1'53.345	1'53.727	1'53.583	1'54.580	1'54.476	1'54.634	1'54.876	1'55.487	1'53.266	1'54.548				
13	1'53.009	1'53.460	1'53.558	1'54.347	1'53.975	1'55.080	1'54.697	1'55.129	1'53.259					
14	1'52.976	1'53.770	1'54.128	1'53.827	1'53.779	1'54.323	1'55.055	1'55.453	1'52.946					
15	1'54.244	1'54.309	1'54.054	1'53.696	1'54.215	1'54.674	1'55.889	1'55.840						

	64 Car
1	3'43.042

15/07/2023
These data/results cannot be reproduced, stored and/or transmitted in whole or in part by any manner of electronic, mechanical, photocopying, recording, broadcasting or otherwise now known or herein after developed without the previous express consent by the copyright owner, except for reproduction in daily press and regular printed publications on sale to the public within 60 days of the event related to those data/results and always provided that copyright symbol appears together as follows below.
© DORNA WSBK ORGANIZATION Srl 2023



Prometeon Italian Round, 14-16 July 2023
Best Sectors & Speed Race 1

Imola Circuit 4.936 m

RESULTS		LL	Int.
1	3 R. DE ROSA	Ducati Panigale V2	16 FL
2	29 N. SPINELLI	Yamaha YZF R6	16 FL
3	69 T. BOOTH-AMOS	Kawasaki ZX-6R	16 FL
4	14 L. MAHIAS	Kawasaki ZX-6R	16 FL
5	62 S. MANZI	Yamaha YZF R6	16 I1
6	23 M. SCHROETTER	MV Agusta F3 800 RR	16 SP
7	11 N. BULEGA	Ducati Panigale V2	16 SP
8	54 B. SOFUOGLU	MV Agusta F3 800 RR	16 SP
9	55 Y. MONTELLA	Ducati Panigale V2	16 SP
10	99 A. HUERTAS	Kawasaki ZX-6R	15 I3.1
11	21 F. FULIGNI	Yamaha YZF R6	15 I3.1
12	13 L. OTTAVIANI	MV Agusta F3 800 RR	15 I3.1
13	28 G. VAN STRAALLEN	Yamaha YZF R6	15 I3
14	25 A. VERDOIA	Yamaha YZF R6	15 I3
15	67 S. VALTULINI	Kawasaki ZX-6R	15 I3
16	71 T. EDWARDS	Yamaha YZF R6	15 I3
17	73 M. KOFLER	Ducati Panigale V2	15 I2.1
18	51 A. SARMOON	Yamaha YZF R6	15 I2.1
19	68 L. POWER	Kawasaki ZX-6R	15 I2.1
20	98 M. ABE	Yamaha YZF R6	15 I2
21	95 T. MACKENZIE	Honda CBR600RR	15 I2
RET	66 N. TUULI	Triumph Street Triple RS 765	15
RET	94 V. DEBISE	Yamaha YZF R6	14
RET	17 J. MCPHEE	Kawasaki ZX-6R	12
RET	4 H. TRUELOVE	Triumph Street Triple RS 765	10
RET	6 E. PUSCEDDU	Yamaha YZF R6	10
RET	7 A. NORRODIN	Honda CBR600RR	6
RET	9 J. NAVARRO	Yamaha YZF R6	4
RET	64 F. CARICASULO	Ducati Panigale V2	1
RET	27 A. DIAZ	Yamaha YZF R6	
RET	22 F. FULIGNI	Ducati Panigale V2	

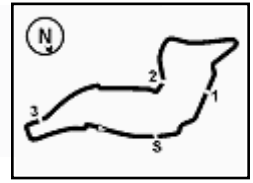
SPEED		
1	54 B. SOFUOGLU	MV Agusta F3 800 RR 254,4
2	66 N. TUULI	Triumph Street Triple RS 765 253,8
3	11 N. BULEGA	Ducati Panigale V2 253,2
4	71 T. EDWARDS	Yamaha YZF R6 252,6
5	55 Y. MONTELLA	Ducati Panigale V2 252,6
6	3 R. DE ROSA	Ducati Panigale V2 252,6
7	94 V. DEBISE	Yamaha YZF R6 252,0
8	99 A. HUERTAS	Kawasaki ZX-6R 250,8
9	21 F. FULIGNI	Yamaha YZF R6 250,8
10	69 T. BOOTH-AMOS	Kawasaki ZX-6R 250,8
11	28 G. VAN STRAALLEN	Yamaha YZF R6 250,2
12	29 N. SPINELLI	Yamaha YZF R6 249,6
13	73 M. KOFLER	Ducati Panigale V2 249,6
14	67 S. VALTULINI	Kawasaki ZX-6R 249,0
15	9 J. NAVARRO	Yamaha YZF R6 249,0
16	25 A. VERDOIA	Yamaha YZF R6 249,0
17	4 H. TRUELOVE	Triumph Street Triple RS 765 248,5
18	13 L. OTTAVIANI	MV Agusta F3 800 RR 248,5
19	23 M. SCHROETTER	MV Agusta F3 800 RR 247,9
20	17 J. MCPHEE	Kawasaki ZX-6R 247,9
21	51 A. SARMOON	Yamaha YZF R6 247,3
22	62 S. MANZI	Yamaha YZF R6 246,1
23	14 L. MAHIAS	Kawasaki ZX-6R 245,6
24	68 L. POWER	Kawasaki ZX-6R 245,6
25	6 E. PUSCEDDU	Yamaha YZF R6 245,0
26	98 M. ABE	Yamaha YZF R6 245,0
27	7 A. NORRODIN	Honda CBR600RR 241,6
28	95 T. MACKENZIE	Honda CBR600RR 240,0
29	27 A. DIAZ	Yamaha YZF R6 201,2
30	22 F. FULIGNI	Ducati Panigale V2 197,8
31	64 F. CARICASULO	Ducati Panigale V2 194,6

SEG. 1			SEG. 2			SEG. 3			SEG. 4		
1	64 F. CARICASULO	23.255	1	54 B. SOFUOGLU	34.740	1	99 A. HUERTAS	29.693	1	4 H. TRUELOVE	22.623
2	55 Y. MONTELLA	23.371	2	62 S. MANZI	34.782	2	62 S. MANZI	29.718	2	71 T. EDWARDS	23.182
3	62 S. MANZI	23.381	3	23 M. SCHROETTER	34.854	3	11 N. BULEGA	29.766	3	67 S. VALTULINI	23.507
4	11 N. BULEGA	23.518	4	55 Y. MONTELLA	34.903	4	54 B. SOFUOGLU	29.792	4	62 S. MANZI	23.699
5	23 M. SCHROETTER	23.625	5	94 V. DEBISE	34.927	5	55 Y. MONTELLA	29.796	5	23 M. SCHROETTER	23.749
6	3 R. DE ROSA	23.636	6	66 N. TUULI	34.932	6	66 N. TUULI	29.819	6	54 B. SOFUOGLU	23.763
7	54 B. SOFUOGLU	23.673	7	11 N. BULEGA	34.985	7	23 M. SCHROETTER	29.845	7	3 R. DE ROSA	23.796
8	66 N. TUULI	23.693	8	3 R. DE ROSA	34.988	8	3 R. DE ROSA	29.850	8	55 Y. MONTELLA	23.811
9	9 J. NAVARRO	23.722	9	99 A. HUERTAS	35.023	9	94 V. DEBISE	29.921	9	69 T. BOOTH-AMOS	23.816
10	94 V. DEBISE	23.727	10	29 N. SPINELLI	35.031	10	25 A. VERDOIA	29.983	10	99 A. HUERTAS	23.851
11	14 L. MAHIAS	23.761	11	69 T. BOOTH-AMOS	35.134	11	29 N. SPINELLI	30.033	11	11 N. BULEGA	23.862
12	99 A. HUERTAS	23.779	12	13 L. OTTAVIANI	35.171	12	9 J. NAVARRO	30.046	12	66 N. TUULI	23.870
13	29 N. SPINELLI	23.815	13	14 L. MAHIAS	35.188	13	21 F. FULIGNI	30.059	13	94 V. DEBISE	23.879
14	13 L. OTTAVIANI	23.844	14	9 J. NAVARRO	35.215	14	13 L. OTTAVIANI	30.095	14	14 L. MAHIAS	23.921
15	69 T. BOOTH-AMOS	23.856	15	21 F. FULIGNI	35.231	15	28 G. VAN STRAALLEN	30.115	15	29 N. SPINELLI	23.923
16	71 T. EDWARDS	23.872	16	25 A. VERDOIA	35.286	16	69 T. BOOTH-AMOS	30.122	16	6 E. PUSCEDDU	23.946
17	21 F. FULIGNI	23.906	17	6 E. PUSCEDDU	35.312	17	14 L. MAHIAS	30.143	17	13 L. OTTAVIANI	23.962
18	28 G. VAN STRAALLEN	23.945	18	67 S. VALTULINI	35.336	18	67 S. VALTULINI	30.298	18	28 G. VAN STRAALLEN	24.088
19	6 E. PUSCEDDU	23.972	19	73 M. KOFLER	35.387	19	73 M. KOFLER	30.325	19	9 J. NAVARRO	24.090
20	25 A. VERDOIA	23.998	20	28 G. VAN STRAALLEN	35.390	20	51 A. SARMOON	30.330	20	25 A. VERDOIA	24.170
21	73 M. KOFLER	24.007	21	17 J. MCPHEE	35.418	21	17 J. MCPHEE	30.386	21	21 F. FULIGNI	24.175
22	67 S. VALTULINI	24.041	22	51 A. SARMOON	35.494	22	71 T. EDWARDS	30.415	22	73 M. KOFLER	24.193
23	68 L. POWER	24.111	23	71 T. EDWARDS	35.527	23	6 E. PUSCEDDU	30.455	23	95 T. MACKENZIE	24.283
24	51 A. SARMOON	24.148	24	68 L. POWER	35.714	24	7 A. NORRODIN	30.461	24	17 J. MCPHEE	24.332
25	17 J. MCPHEE	24.151	25	7 A. NORRODIN	35.884	25	95 T. MACKENZIE	30.492	25	51 A. SARMOON	24.349
26	7 A. NORRODIN	24.231	26	4 H. TRUELOVE	35.913	26	27 A. DIAZ	30.577	26	68 L. POWER	24.358
27	4 H. TRUELOVE	24.259	27	95 T. MACKENZIE	36.039	27	98 M. ABE	30.580	27	98 M. ABE	24.373
28	98 M. ABE	24.297	28	98 M. ABE	36.043	28	4 H. TRUELOVE	30.586	28	7 A. NORRODIN	24.464
29	95 T. MACKENZIE	24.375	29	27 A. DIAZ	36.111	29	68 L. POWER	30.599			
30	27 A. DIAZ	25.922	30	64 F. CARICASULO	1'43.920	30	64 F. CARICASULO	46.301			

15/07/2023

These data/results cannot be reproduced, stored and/or transmitted in whole or in part by any manner of electronic, mechanical, photocopying, recording, broadcasting or otherwise now known or herein after developed without the previous express consent by the copyright owner, except for reproduction in daily press and regular printed publications on sale to the public within 60 days of the event related to those data/results and always provided that copyright symbol appears together as follows below.

© DORNA WSBK ORGANIZATION Srl 2023



Prometeon Italian Round, 14-16 July 2023
Chronological Analysis Race 1

Start at 15:15:48.967

1 / 4

1° 62 S. MANZI [1'52.162]							
Lap	Seg.1	Seg.2	Seg.3	Seg.4	Lap Time	km/h	Local Time
1		35.404	30.034	23.842	1'52.661	192,8	15:17'41.628
2	23.756	35.014	29.872	23.710	1'52.352	243,9	15:19'33.980
3	24.048	34.989	29.989	23.807	1'52.833	243,9	15:21'26.813
4	23.880	35.067	29.790	23.896	1'52.633	245,0	15:23'19.446
5	23.817	34.926	29.964	23.780	1'52.487	244,4	15:25'11.933
6	23.827	35.112	29.987	23.873	1'52.799	245,0	15:27'04.732
7	23.815	35.028	29.813	23.743	1'52.399	245,0	15:28'57.131
8	23.812	34.890	29.874	23.822	1'52.398	245,0	15:30'49.529
9	23.726	35.074	29.904	23.744	1'52.448	245,6	15:32'41.977
10	23.750	34.873	29.837	23.702	1'52.162	245,0	15:34'34.139
11	23.791	34.782	29.868	23.786	1'52.227	243,9	15:36'26.366
12	23.647	34.918	29.718	24.157	1'52.440	244,4	15:38'18.806
13	23.792	34.947	29.932	23.913	1'52.584	245,0	15:40'11.390
14	23.692	34.943	29.888	23.843	1'52.366	246,1	15:42'03.756
15	23.762	34.941	29.787	23.699	1'52.189	246,1	15:43'55.945
16	23.833	34.987	29.980	23.973	1'52.773	245,0	15:45'48.718

Last Passing Point I1 at 15:46'12.927

2° 23 M. SCHROETTER [1'52.428]							
Lap	Seg.1	Seg.2	Seg.3	Seg.4	Lap Time	km/h	Local Time
1		35.706	29.869	23.938	1'53.138	197,5	15:17'42.105
2	23.653	35.092	29.957	23.840	1'52.542	247,9	15:19'34.647
3	23.786	34.916	30.254	23.964	1'52.920	246,7	15:21'27.567
4	23.834	34.854	29.983	23.857	1'52.528	247,3	15:23'20.095
5	23.677	34.889	29.967	23.944	1'52.477	247,9	15:25'12.572
6	23.828	34.965	29.924	23.845	1'52.562	247,3	15:27'05.134
7	23.792	35.002	29.905	23.787	1'52.486	247,9	15:28'57.620
8	23.834	34.988	29.890	23.824	1'52.536	247,3	15:30'50.156
9	23.807	35.023	29.853	23.773	1'52.456	246,1	15:32'42.612
10	23.803	34.954	29.922	23.749	1'52.428	246,7	15:34'35.040
11	23.924	34.987	29.885	23.872	1'52.668	245,6	15:36'27.708
12	23.881	35.039	29.911	23.984	1'52.815	245,0	15:38'20.523
13	23.762	34.991	29.845	23.927	1'52.525	246,1	15:40'13.048
14	23.709	35.021	29.886	23.916	1'52.532	246,7	15:42'05.580
15	23.872	35.078	29.966	23.947	1'52.863	246,7	15:43'58.443
16	23.748	34.997	30.017	23.899	1'52.661	245,0	15:45'51.104

Last Passing Point SP at 15:45'58.583

3° 11 N. BULEGA [1'52.184]							
Lap	Seg.1	Seg.2	Seg.3	Seg.4	Lap Time	km/h	Local Time
1		36.036	30.129	24.206	1'53.894	195,6	15:17'42.861
2	23.755	35.375	29.947	24.088	1'53.165	250,8	15:19'36.026
3	23.588	35.131	29.976	23.978	1'52.673	249,6	15:21'28.699
4	23.652	35.087	29.779	23.875	1'52.393	250,2	15:23'21.092
5	23.567	34.989	29.766	23.862	1'52.184	249,6	15:25'13.276
6	23.518	35.034	29.812	23.962	1'52.326	251,4	15:27'05.602
7	23.681	35.125	29.811	23.966	1'52.583	250,8	15:28'58.185
8	23.707	35.147	29.817	23.969	1'52.640	251,4	15:30'50.825
9	23.669	34.985	29.823	23.914	1'52.391	251,4	15:32'43.216
10	23.634	35.095	29.923	23.887	1'52.539	250,2	15:34'35.755
11	23.645	35.170	29.797	23.894	1'52.506	250,2	15:36'28.261
12	23.706	35.039	29.839	24.038	1'52.622	249,0	15:38'20.883
13	23.666	35.073	29.792	24.115	1'52.646	253,2	15:40'13.529
14	23.614	35.073	29.873	23.974	1'52.534	251,4	15:42'06.063
15	23.649	35.165	29.968	24.059	1'52.841	252,6	15:43'58.904
16	23.691	35.188	29.792	24.014	1'52.685	251,4	15:45'51.589

Last Passing Point SP at 15:45'58.971

4° 54 B. SOFUOGLU [1'52.346]							
Lap	Seg.1	Seg.2	Seg.3	Seg.4	Lap Time	km/h	Local Time
1		35.898	30.571	24.169	1'55.085	190,4	15:17'44.052
2	23.925	35.215	30.016	24.274	1'53.430	253,8	15:19'37.482
3	23.920	34.926	30.007	23.901	1'52.754	247,9	15:21'30.236

4	23.748	34.871	29.919	23.917	1'52.455	254,4	15:23'22.691
5	23.787	35.143	29.792	24.104	1'52.826	253,2	15:25'15.517
6	23.977	34.740	29.956	23.944	1'52.617	246,7	15:27'08.134
7	23.675	35.088	30.359	24.148	1'53.270	249,6	15:29'01.404
8	23.673	35.038	29.872	23.763	1'52.346	250,2	15:30'53.750
9	23.873	35.032	30.155	24.019	1'53.079	247,9	15:32'46.829
10	23.883	35.072	30.281	23.926	1'53.162	247,3	15:34'39.991
11	23.839	35.021	30.171	23.993	1'53.024	247,3	15:36'33.015
12	23.864	35.166	30.238	24.022	1'53.290	248,5	15:38'26.305
13	23.950	35.330	30.172	24.084	1'53.536	246,1	15:40'19.841
14	23.717	36.129	30.044	23.816	1'53.706	247,9	15:42'13.547
15	23.718	35.351	30.039	24.694	1'53.802	250,8	15:44'07.349
16	23.914	35.018	30.145	24.477	1'53.554	247,9	15:46'00.903

Last Passing Point SP at 15:46'08.432

5° 55 Y. MONTELLA [1'52.340]							
Lap	Seg.1	Seg.2	Seg.3	Seg.4	Lap Time	km/h	Local Time
1		35.785	30.361	24.159	1'53.676	194,9	15:17'42.643
2	23.878	35.297	30.454	24.077	1'53.706	247,9	15:19'36.349
3	23.700	35.084	30.050	23.950	1'52.784	248,5	15:21'29.133
4	23.683	35.057	29.992	23.853	1'52.585	250,2	15:23'21.718
5	23.649	34.903	29.977	23.811	1'52.340	249,6	15:25'14.058
6	23.665	34.981	29.796	23.910	1'52.352	249,0	15:27'06.410
7	24.876	35.156	30.260	24.761	1'55.053	250,2	15:29'01.463
8	23.837	35.319	30.118	23.897	1'53.171	252,6	15:30'54.634
9	23.782	35.123	29.940	23.934	1'52.779	251,4	15:32'47.413
10	23.673	35.209	30.060	24.078	1'53.020	251,4	15:34'40.433
11	23.710	35.327	29.961	24.106	1'53.104	251,4	15:36'33.537
12	23.815	35.357	30.284	24.436	1'53.892	250,8	15:38'27.429
13	24.026	35.682	30.149	24.033	1'53.890	250,2	15:40'21.319
14	24.004	35.448	30.522	24.078	1'54.052	250,8	15:42'15.371
15	23.788	35.442	29.976	24.057	1'53.263	250,2	15:44'08.634
16	23.806	35.495	30.212	24.728	1'54.241	250,2	15:46'02.875

Last Passing Point SP at 15:46'10.524

6° 3 R. DE ROSA [1'52.472]							
Lap	Seg.1	Seg.2	Seg.3	Seg.4	Lap Time	km/h	Local Time
1		35.804	30.547	24.239	1'54.912	202,8	15:17'43.879
2	24.225	35.338	30.086	24.182	1'53.831	249,0	15:19'37.710
3	23.863	35.224	29.880	24.034	1'53.001	252,0	15:21'30.711
4	23.737	35.028	29.911	23.796	1'52.472	250,2	15:23'23.183
5	23.748	35.072	29.904	23.989	1'52.713	250,8	15:25'15.896
6	23.834	35.157	29.920	24.119	1'53.030	252,0	15:27'08.926
7	23.636	35.076	30.431	24.427	1'53.570	250,8	15:29'02.496
8	23.866	35.063	29.962	24.055	1'52.946	250,8	15:30'55.442
9	23.729	35.041	30.098	23.932	1'52.800	251,4	15:32'48.242
10	23.707	35.063	30.173	24.006	1'52.949	250,8	15:34'41.191
11	23.863	34.988	30.099	23.973	1'52.923	249,0	15:36'34.114
12	23.907	35.236	30.151	24.437	1'53.731	250,8	15:38'27.845
13	23.989	35.428	30.260	24.054	1'53.731	252,0	15:40'21.576
14	23.859	35.460	30.140	23.959	1'53.418	252,6	15:42'14.994
15	23.736	35.152	29.850	24.184	1'52.922	250,2	15:44'07.916
16	23.910	35.207	30.035	29.144	1'58.296	250,8	15:46'06.212

Last Passing Point FL at 15:46'06.212

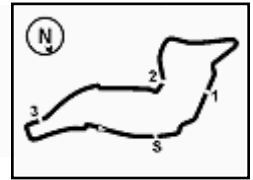
7° 29 N. SPINELLI [1'53.222]							
Lap	Seg.1	Seg.2	Seg.3	Seg.4	Lap Time	km/h	Local Time
1		36.084	30.753	24.253	1'55.942	200,8	15:17'44.909
2	23.989	35.243	30.349	24.120	1'53.701	248,5	15:19'38.610
3	23.907	35.064	30.359	24.036	1'53.366	245,0	15:21'31.976
4	23.815	35.180	30.258	23.980	1'53.233	249,0	15:23'25.209
5	23.843	35.311	30.033	24.035	1'53.222	249,6	15:25'18.431
6	23.939	35.183	30.329	24.023	1'53.474	244,4	15:27'11.905
7	23.961	35.163	30.182	24.098	1'53.404	245,0	15:29'05.309
8	23.921	35.031	30.202	24.082	1'53.236	245,0	15:30'58.545
9	23.932	35.148	30.175	24.063	1'53.318	245,0	15:32'51.863

15/07/2023

P = Pits In/Out - C = Lap Time Cancelled

These data/results cannot be reproduced, stored and/or transmitted in whole or in part by any manner of electronic, mechanical, photocopying, recording, broadcasting or otherwise now known or herein after developed without the previous express consent by the copyright owner, except for reproduction in daily press and regular printed publications on sale to the public within 60 days of the event related to those data/results and always provided that copyright symbol appears together as follows below.

© DORNA WSBK ORGANIZATION Srl 2023



Imola Circuit 4.936 m

2 / 4

Prometeon Italian Round, 14-16 July 2023 Chronological Analysis Race 1

Start at 15:15'48.967

Lap	Seg1	Seg2	Seg3	Seg4	Lap Time	km/h	Local Time
10	23.954	35.280	30.313	23.994	1'53.541	244,4	15:34'45.404
11	23.938	35.156	30.244	24.078	1'53.416	242,8	15:36'38.820
12	23.988	35.246	30.343	23.923	1'53.500	242,8	15:38'32.320
13	23.952	35.212	30.168	23.958	1'53.290	244,4	15:40'25.610
14	24.011	35.201	30.247	23.966	1'53.425	244,4	15:42'19.035
15	23.987	35.116	30.262	24.012	1'53.377	245,0	15:44'12.412
16	23.902	35.334	30.400	24.521	1'54.157	243,9	15:46'06.569

Last Passing Point FL at 15:46'06.569

8° 69 T. BOOTH-AMOS (1'53.300)							
Lap	Seg1	Seg2	Seg3	Seg4	Lap Time	km/h	Local Time
1		35.844	30.699	24.323	1'56.257	207,9	15:17'45.224
2	23.895	35.544	30.383	24.042	1'53.864	249,0	15:19'39.088
3	24.029	35.301	30.242	24.012	1'53.584	242,2	15:21'32.672
4	23.933	35.246	30.154	24.050	1'53.383	248,5	15:23'26.055
5	23.976	35.177	30.223	24.011	1'53.387	247,9	15:25'19.442
6	23.856	35.238	30.219	23.987	1'53.300	248,5	15:27'12.742
7	23.930	35.134	30.260	24.086	1'53.410	249,6	15:29'06.152
8	23.955	35.269	30.265	24.027	1'53.516	250,8	15:30'59.668
9	23.922	35.334	30.354	24.249	1'53.859	245,6	15:32'53.527
10	24.059	35.361	30.253	23.964	1'53.637	246,1	15:34'47.164
11	24.076	35.135	30.300	23.986	1'53.497	244,4	15:36'40.661
12	23.923	35.451	30.122	23.816	1'53.312	245,0	15:38'33.973
13	23.886	35.347	30.204	24.098	1'53.535	247,3	15:40'27.508
14	23.977	35.315	30.320	23.903	1'53.515	246,1	15:42'21.023
15	23.994	35.436	30.349	24.110	1'53.889	246,1	15:44'14.912
16	23.927	35.427	30.336	24.170	1'53.860	246,7	15:46'08.772

Last Passing Point FL at 15:46'08.772

9° 14 L. MAHIAS (1'53.320)							
Lap	Seg1	Seg2	Seg3	Seg4	Lap Time	km/h	Local Time
1		36.076	30.720	24.166	1'55.598	198,6	15:17'44.565
2	23.973	35.390	30.321	24.122	1'53.806	245,6	15:19'38.371
3	23.863	35.188	30.232	24.037	1'53.320	245,6	15:21'31.691
4	23.887	35.261	30.143	24.032	1'53.323	244,4	15:23'25.014
5	24.155	35.468	30.224	24.088	1'53.935	244,4	15:25'18.949
6	23.890	35.393	30.190	24.024	1'53.497	245,0	15:27'12.446
7	23.780	35.323	30.226	24.084	1'53.413	244,4	15:29'05.859
8	23.761	35.469	30.254	23.990	1'53.474	245,6	15:30'59.333
9	23.933	35.462	30.404	24.209	1'54.008	244,4	15:32'53.341
10	24.064	35.401	30.618	24.090	1'54.173	242,2	15:34'47.514
11	23.940	35.352	30.330	23.921	1'53.543	242,2	15:36'41.057
12	23.902	35.461	30.437	23.929	1'53.729	242,2	15:38'34.786
13	23.984	35.316	30.184	23.927	1'53.411	243,3	15:40'28.197
14	23.957	35.373	30.194	24.098	1'53.622	243,3	15:42'21.819
15	24.075	35.503	30.557	24.226	1'54.361	241,6	15:44'16.180
16	24.152	36.101	30.968	25.523	1'56.744	242,2	15:46'12.924

Last Passing Point FL at 15:46'12.924

10° 99 A. HUERTAS (1'52.572)							
Lap	Seg1	Seg2	Seg3	Seg4	Lap Time	km/h	Local Time
1		35.852	30.248	24.218	1'54.364	197,1	15:17'43.331
2	23.919	35.199	30.200	23.982	1'53.300	249,0	15:19'36.631
3	23.779	35.192	29.881	24.067	1'52.919	250,8	15:21'29.550
4	23.808	35.105	29.745	23.914	1'52.572	250,8	15:23'22.122
5	23.881	35.195	29.713	23.977	1'52.766	246,7	15:25'14.888
6	23.853	35.189	29.693	24.001	1'52.736	249,6	15:27'07.624
7	23.834	35.273	30.116	24.228	1'53.451	249,6	15:29'01.075
8	23.879	35.447	29.971	23.851	1'53.148	245,6	15:30'54.223
9	23.980	35.023	29.782	24.014	1'52.799	246,7	15:32'47.022
10	23.825	35.131	30.248	23.929	1'53.133	250,8	15:34'40.155
11	23.889	35.136	30.045	23.972	1'53.042	247,9	15:36'33.197
12	23.928	35.210	30.396	23.892	1'53.426	245,0	15:38'26.623
13	23.841	35.258	30.159	24.215	1'53.473	247,9	15:40'20.099
14	23.841	35.835	30.335	24.092	1'54.103	243,3	15:42'14.196
15	23.822	35.211	29.904	24.572	1'53.509	250,8	15:44'07.708

15/07/2023 P = Pits In/Out - C = Lap Time Cancelled

These data/results cannot be reproduced, stored and/or transmitted in whole or in part by any manner of electronic, mechanical, photocopying, recording, broadcasting or otherwise now known or herein after developed without the previous express consent by the copyright owner, except for reproduction in daily press and regular printed publications on sale to the public within 60 days of the event related to those data/results and always provided that copyright symbol appears together as follows below.

© DORNA WSBK ORGANIZATION Srl 2023

11° 21 F. FULIGNI (1'53.460)								
Lap	Seg1	Seg2	Seg3	Seg4	Lap Time	km/h	Local Time	
1			36.286	30.735	24.731	1'57.002	208,8	15:17'45.969
2	24.079	35.360	30.318	24.392	1'54.149	247,9	15:19'40.118	
3	24.040	35.519	30.379	24.265	1'54.203	249,0	15:21'34.321	
4	24.047	35.547	30.270	24.294	1'54.158	250,8	15:23'28.479	
5	24.078	35.553	30.569	24.404	1'54.604	247,9	15:25'23.083	
6	24.078	35.585	30.365	24.411	1'54.439	247,9	15:27'17.522	
7	23.981	35.507	30.147	24.175	1'53.810	249,0	15:29'11.332	
8	23.978	35.332	30.088	24.222	1'53.620	248,5	15:31'04.952	
9	23.964	35.361	30.157	24.214	1'53.696	248,5	15:32'58.648	
10	23.973	35.310	30.188	24.209	1'53.680	248,5	15:34'52.328	
11	23.987	35.862	30.206	24.360	1'54.415	246,1	15:36'46.743	
12	24.039	35.231	30.231	24.226	1'53.727	247,9	15:38'40.470	
13	23.907	35.284	30.059	24.210	1'53.460	249,6	15:40'33.930	
14	23.906	35.385	30.283	24.196	1'53.770	249,0	15:42'27.700	
15	24.016	35.508	30.352	24.433	1'54.309	250,2	15:44'22.009	

Last Passing Point I3.1 at 15:46'05.160

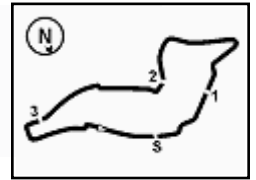
12° 13 L. OTTAVIANI (1'53.143)							
Lap	Seg1	Seg2	Seg3	Seg4	Lap Time	km/h	Local Time
1		36.563	30.884	24.666	1'59.738	202,8	15:17'48.705
2	24.210	35.547	30.472	25.079	1'55.308	247,3	15:19'44.013
3	23.946	35.513	30.421	24.682	1'54.562	247,9	15:21'38.575
4	24.164	35.963	30.555	24.203	1'54.885	246,1	15:23'33.460
5	23.980	35.751	30.238	23.999	1'53.968	248,5	15:25'27.428
6	23.905	35.237	30.170	24.007	1'53.319	244,4	15:27'20.747
7	23.946	35.250	30.189	23.990	1'53.375	246,1	15:29'14.122
8	23.844	35.171	30.095	24.033	1'53.143	246,1	15:31'07.265
9	23.997	35.262	30.197	24.064	1'53.520	245,0	15:33'00.785
10	23.978	35.323	30.134	23.962	1'53.397	245,6	15:34'54.182
11	24.116	35.354	30.266	24.076	1'53.812	245,0	15:36'47.994
12	23.894	35.181	30.485	24.023	1'53.583	245,6	15:38'41.577
13	23.926	35.250	30.166	24.216	1'53.558	245,6	15:40'35.135
14	23.876	35.228	30.882	24.142	1'54.128	246,1	15:42'29.263
15	23.996	35.354	30.318	24.386	1'54.054	245,0	15:44'23.317

Last Passing Point I3.1 at 15:46'08.308

13° 28 G. VAN STRAALEN (1'53.836)							
Lap	Seg1	Seg2	Seg3	Seg4	Lap Time	km/h	Local Time
1		36.490	30.486	24.205	2'01.934	207,5	15:17'50.901
2	24.198	35.415	30.147	24.404	1'54.164	247,3	15:19'45.065
3	24.126	35.893	30.337	24.242	1'54.598	250,2	15:21'39.663
4	24.033	35.735	30.409	24.363	1'54.540	249,0	15:23'34.203
5	24.179	35.880	30.344	24.415	1'54.818	250,2	15:25'29.021
6	23.972	35.390	30.201	24.295	1'53.858	247,3	15:27'22.879
7	24.355	35.503	30.115	24.319	1'54.292	238,9	15:29'17.171
8	23.945	35.414	30.284	24.193	1'53.836	245,6	15:31'11.007
9	24.083	35.617	30.438	24.374	1'54.512	245,6	15:33'05.519
10	24.079	35.687	30.474	24.134	1'54.374	242,8	15:34'59.893
11	24.109	35.644	30.645	24.311	1'54.709	242,2	15:36'54.602
12	23.973	35.512	30.371	24.088	1'53.944	243,3	15:38'48.546
13	24.073	35.630	30.360	24.214	1'54.277	245,0	15:40'42.823
14	24.059	35.407	30.375	24.182	1'54.023	242,8	15:42'36.846
15	24.092	35.558	30.580	24.334	1'54.564	243,9	15:44'31.410

Last Passing Point I3 at 15:46'01.534

14° 25 A. VERDOIA (1'53.696)							
Lap	Seg1	Seg2	Seg3	Seg4	Lap Time	km/h	Local Time
1		36.466	30.936	24.745	1'58.672	207,1	15:17'47.639
2	24.432	35.674	30.608	24.707	1'55.421	247,3	15:19'43.060
3	24.305	35.897	30.596	25.158	1'55.956	249,0	15:21'39.016
4	24.270	35.911	30.620	24.735	1'55.536	247,3	15:23'34.552
5	24.183	36.007	30.612	24.482	1'55.284	248,5	15:25'29.836



Prometeon Italian Round, 14-16 July 2023
Chronological Analysis Race 1

Start at 15:15:48.967

3 / 4

6	24.432	35.883	30.428	24.370	1'55.113	245.6	15:27'24.949	15	24.432	35.878	30.642	25.269	1'56.221	245.0	15:44'42.120
7	24.154	35.978	30.462	24.903	1'55.497	249.0	15:29'20.446	Last Passing Point I2.1 at 15:46'03.636							
8	24.179	35.607	30.358	24.398	1'54.542	246.1	15:31'14.988								
9	24.098	35.652	30.214	24.206	1'54.170	246.1	15:33'09.158								
10	24.116	35.609	30.221	24.353	1'54.299	245.6	15:35'03.457								
11	24.027	35.682	30.484	24.405	1'54.598	246.1	15:36'58.055								
12	24.145	35.589	30.494	24.352	1'54.580	246.1	15:38'52.635								
13	24.220	35.787	30.170	24.170	1'54.347	248.5	15:40'46.982								
14	24.093	35.391	30.123	24.220	1'53.827	245.6	15:42'40.809								
15	23.998	35.286	30.145	24.267	1'53.696	245.6	15:44'34.505								

Last Passing Point I3 at 15:46'03.885

15° 67 S. VALTULINI [1'53.779]

Lap	Seg.1	Seg.2	Seg.3	Seg.4	Lap Time	km/h	Local Time
1		36.244	30.821	24.859	1'58.176	210.0	15:17'47.143
2	24.374	35.579	30.565	24.903	1'55.421	245.6	15:19'42.564
3	24.616	35.744	30.585	24.829	1'55.774	245.0	15:21'38.338
4	24.302	36.218	30.643	24.462	1'55.625	247.3	15:23'33.963
5	24.334	35.577	30.556	23.507	1'53.974	244.4	15:25'27.937
6	25.831	35.530	30.328	24.274	1'55.963	227.1	15:27'23.900
7	24.041	35.775	30.642	24.242	1'54.700	249.0	15:29'18.600
8	24.211	35.382	30.699	24.182	1'54.474	247.9	15:31'13.074
9	24.138	35.651	30.535	24.203	1'54.527	242.8	15:33'07.601
10	24.114	35.505	30.340	24.895	1'54.854	244.4	15:35'02.455
11	24.414	35.655	30.336	24.313	1'54.718	242.8	15:36'57.173
12	24.191	35.420	30.507	24.358	1'54.476	241.1	15:38'51.649
13	24.046	35.447	30.354	24.128	1'53.975	244.4	15:40'45.624
14	24.136	35.336	30.298	24.009	1'53.779	245.0	15:42'39.403
15	24.049	35.561	30.417	24.188	1'54.215	242.8	15:44'33.618

Last Passing Point I3 at 15:46'06.251

16° 71 T. EDWARDS [1'53.239]

Lap	Seg.1	Seg.2	Seg.3	Seg.4	Lap Time	km/h	Local Time
1		36.492	30.950	24.822	1'58.401	211.3	15:17'47.368
2	24.228	35.762	30.771	24.615	1'55.376	250.8	15:19'42.744
3	24.298	35.621	30.613	24.890	1'55.422	249.6	15:21'38.166
4	24.013	35.663	30.952	24.179	1'54.807	246.7	15:23'32.973
5	24.385	36.278	30.634	24.555	1'55.852	243.9	15:25'28.825
6	24.111	35.697	30.415	24.344	1'54.567	245.6	15:27'23.392
7	23.991	36.137	30.625	24.266	1'55.019	252.6	15:29'18.411
8	23.872	35.601	31.045	24.396	1'54.914	248.5	15:31'13.325
9	23.966	35.694	30.657	24.150	1'54.467	248.5	15:33'07.792
10	24.040	35.585	30.432	23.182	1'53.239	248.5	15:35'01.031
11	26.769	35.527	30.717	24.242	1'57.255	227.1	15:36'58.286
12	24.031	35.684	30.440	24.479	1'54.634	250.8	15:38'52.920
13	24.027	35.818	30.965	24.270	1'55.080	249.0	15:40'48.000
14	23.990	35.531	30.697	24.105	1'54.323	248.5	15:42'42.323
15	24.080	35.695	30.622	24.277	1'54.674	248.5	15:44'36.997

Last Passing Point I3 at 15:46'07.599

17° 73 M. KOFLEK [1'54.063]

Lap	Seg.1	Seg.2	Seg.3	Seg.4	Lap Time	km/h	Local Time
1		37.228	31.005	24.690	2'04.187	209.6	15:17'53.154
2	24.429	35.752	30.754	24.592	1'55.527	245.6	15:19'48.681
3	24.087	35.589	30.390	24.754	1'54.820	246.1	15:21'43.501
4	24.104	35.594	30.360	24.685	1'54.743	247.3	15:23'38.244
5	24.112	36.016	30.726	24.537	1'55.391	249.6	15:25'33.635
6	24.313	35.727	30.482	24.342	1'54.864	246.1	15:27'28.499
7	24.007	35.538	30.325	24.193	1'54.063	247.3	15:29'22.562
8	24.058	35.387	30.580	24.480	1'54.505	247.9	15:31'17.067
9	24.265	35.594	30.516	24.313	1'54.688	242.2	15:33'11.755
10	24.050	35.533	30.559	24.475	1'54.617	247.3	15:35'06.372
11	24.236	36.284	30.781	24.526	1'55.827	247.9	15:37'02.199
12	24.174	35.387	30.590	24.443	1'54.594	244.4	15:38'56.793
13	24.130	35.468	30.351	24.332	1'54.281	247.3	15:40'51.074
14	24.144	35.580	30.488	24.613	1'54.825	246.7	15:42'45.899

15/07/2023 P = Pits In/Out - C = Lap Time Cancelled

These data/results cannot be reproduced, stored and/or transmitted in whole or in part by any manner of electronic, mechanical, photocopying, recording, broadcasting or otherwise now known or herein after developed without the previous express consent by the copyright owner, except for reproduction in daily press and regular printed publications on sale to the public within 60 days of the event related to those data/results and always provided that copyright symbol appears together as follows below.

© DORNA WSBK ORGANIZATION Srl 2023

18° 51 A. SARMOON [1'54.697]

Lap	Seg.1	Seg.2	Seg.3	Seg.4	Lap Time	km/h	Local Time	
1			36.380	30.818	24.956	1'57.952	206.7	15:17'46.919
2	24.290	35.494	30.600	25.073	1'55.457	247.3	15:19'42.376	
3	24.511	35.528	30.580	24.996	1'55.615	242.2	15:21'37.991	
4	24.561	35.725	30.803	24.737	1'55.826	242.2	15:23'33.817	
5	24.362	36.177	30.703	24.504	1'55.746	244.4	15:25'29.563	
6	24.394	35.827	30.453	24.394	1'55.068	241.6	15:27'24.631	
7	24.300	35.896	30.973	24.698	1'55.867	246.1	15:29'20.498	
8	24.481	35.763	30.417	24.349	1'55.010	246.7	15:31'15.508	
9	24.244	35.847	30.426	24.446	1'54.963	246.1	15:33'10.471	
10	24.369	36.100	30.647	24.445	1'55.561	243.9	15:35'06.032	
11	24.459	36.145	30.842	24.845	1'56.291	240.5	15:37'02.323	
12	24.384	35.601	30.447	24.444	1'54.876	239.5	15:38'57.199	
13	24.148	35.703	30.330	24.516	1'54.697	245.6	15:40'51.896	
14	24.275	35.828	30.533	24.419	1'55.055	246.1	15:42'46.951	
15	24.609	36.104	30.658	24.518	1'55.889	242.2	15:44'42.840	

Last Passing Point I2.1 at 15:46'04.266

19° 68 L. POWER [1'55.129]

Lap	Seg.1	Seg.2	Seg.3	Seg.4	Lap Time	km/h	Local Time	
1			36.654	30.739	24.840	1'58.950	210.8	15:17'47.917
2	24.393	35.950	30.606	24.722	1'55.671	245.0	15:19'43.588	
3	24.239	35.905	30.698	24.935	1'55.777	243.9	15:21'39.365	
4	24.273	35.883	30.740	24.900	1'55.796	245.6	15:23'35.161	
5	24.170	35.935	30.601	24.679	1'55.385	243.9	15:25'30.546	
6	24.302	35.964	30.794	24.490	1'55.550	243.9	15:27'26.096	
7	24.217	36.053	30.721	24.535	1'55.526	245.0	15:29'21.622	
8	24.111	35.906	30.673	24.473	1'55.163	243.9	15:31'16.785	
9	24.291	36.019	30.764	24.358	1'55.432	243.3	15:33'12.217	
10	24.237	35.796	30.599	24.576	1'55.208	242.2	15:35'07.425	
11	24.259	35.959	30.642	24.533	1'55.393	242.2	15:37'02.818	
12	24.352	35.913	30.736	24.486	1'55.487	242.8	15:38'58.305	
13	24.117	35.714	30.722	24.576	1'55.129	243.9	15:40'53.434	
14	24.337	35.862	30.725	24.529	1'55.453	241.1	15:42'48.887	
15	24.302	36.104	30.708	24.726	1'55.840	241.1	15:44'44.727	

Last Passing Point I2.1 at 15:46'06.387

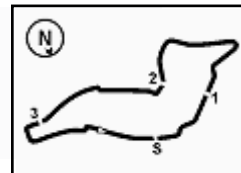
20° 98 M. ABE [1'55.856]

Lap	Seg.1	Seg.2	Seg.3	Seg.4	Lap Time	km/h	Local Time	
1			36.775	30.861	24.993	1'59.661	208.8	15:17'48.628
2	24.746	36.192	30.723	24.660	1'56.321	226.6	15:19'44.949	
3	24.528	36.165	30.699	24.573	1'55.965	244.4	15:21'40.914	
4	24.581	37.162	30.580	25.501	1'57.824	245.0	15:23'38.738	
5	24.598	36.048	31.775	24.543	1'56.964	240.0	15:25'35.702	
6	24.488	36.202	30.947	24.482	1'56.119	238.9	15:27'31.821	
7	24.404	36.043	30.843	24.583	1'55.873	237.3	15:29'27.694	
8	24.437	36.160	30.648	24.611	1'55.856	238.4	15:31'23.550	
9	24.297	36.269	30.598	24.774	1'55.938	241.1	15:33'19.488	
10	24.560	36.453	30.852	24.522	1'56.387	242.2	15:35'15.875	
11	24.372	37.573	31.045	24.810	1'57.800	235.2	15:37'13.675	
12	24.508	36.301	30.893	24.373	1'56.075	240.0	15:39'09.750	
13	24.448	36.337	31.017	24.521	1'56.323	236.3	15:41'06.073	
14	24.484	36.314	30.598	24.618	1'56.014	236.3	15:43'02.087	
15	24.503	36.181	30.741	24.461	1'55.886	238.9	15:44'57.973	

Last Passing Point I2 at 15:45'58.689

21° 95 T. MACKENZIE [1'55.404]

Lap	Seg.1	Seg.2	Seg.3	Seg.4	Lap Time	km/h	Local Time	
1			37.435	31.350	24.963	2'00.747	207.1	15:17'49.714



Imola Circuit 4.936 m

4 / 4

Prometeon Italian Round, 14-16 July 2023

Chronological Analysis Race 1

Start at 15:15:48.967

Lap	Seg1	Seg2	Seg3	Seg4	Lap Time	km/h	Local Time
5	24.614	36.057	30.754	24.697	1'56.122	238,9	15:25'33.588
6	24.690	36.399	30.806	24.744	1'56.639	237,8	15:27'30.227
7	24.919	36.262	30.602	24.898	1'56.681	240,0	15:29'26.908
8	24.693	36.279	30.657	24.486	1'56.115	236,3	15:31'23.023
9	24.632	36.555	30.830	24.603	1'56.620	237,8	15:33'19.643
10	24.639	36.863	30.740	24.464	1'56.706	236,8	15:35'16.349
11	24.648	36.913	31.412	24.757	1'57.730	235,7	15:37'14.079
12	24.670	36.505	30.679	24.374	1'56.228	235,2	15:39'10.307
13	25.363	36.308	30.543	24.502	1'56.716	237,8	15:41'07.023
14	24.590	36.039	30.492	24.283	1'55.404	236,3	15:43'02.427
15	24.375	36.216	30.754	24.455	1'55.800	236,3	15:44'58.227

Last Passing Point I2 at 15:45'58.834

RET 66 N. TUULI [1'52.500]							
Lap	Seg1	Seg2	Seg3	Seg4	Lap Time	km/h	Local Time
1		35.836	30.304	24.138	1'54.204	201,2	15:17'43.171
2	23.957	35.184	30.539	24.044	1'53.724	248,5	15:19'36.895
3	23.794	35.066	30.044	24.041	1'52.945	252,6	15:21'29.840
4	23.772	35.014	29.844	23.870	1'52.500	252,0	15:23'22.340
5	23.856	35.197	29.819	24.335	1'53.207	252,6	15:25'15.547
6	24.042	35.012	29.822	24.015	1'52.891	247,3	15:27'08.438
7	23.791	34.932	30.956	23.956	1'53.635	252,0	15:29'02.073
8	23.693	35.118	30.032	23.930	1'52.773	251,4	15:30'54.846
9	23.882	35.055	30.042	23.915	1'52.894	253,8	15:32'47.740
10	23.835	34.988	29.978	24.052	1'52.853	252,0	15:34'40.593
11	23.765	35.267	30.056	24.241	1'53.329	247,9	15:36'33.922
12	23.942	35.147	30.096	24.160	1'53.345	249,0	15:38'27.267
13	23.765	35.058	30.081	24.105	1'53.009	249,0	15:40'20.276
14	23.923	35.137	29.971	23.945	1'52.976	250,8	15:42'13.252
15	23.984	35.489	29.974	24.797	1'54.244	247,3	15:44'07.496

Last Passing Point I3.1 at 15:45'48.861

RET 94 V. DEBISE [1'52.786]							
Lap	Seg1	Seg2	Seg3	Seg4	Lap Time	km/h	Local Time
1		35.984	30.592	24.259	1'55.337	203,9	15:17'44.304
2	23.958	35.438	30.134	24.118	1'53.648	250,2	15:19'37.952
3	23.882	35.205	30.172	23.990	1'53.249	249,0	15:21'31.201
4	23.808	35.113	29.973	24.023	1'52.917	248,5	15:23'24.118
5	23.864	34.987	30.100	23.879	1'52.830	249,0	15:25'16.948
6	23.802	35.123	30.024	24.063	1'53.012	248,5	15:27'09.960
7	23.828	35.014	30.212	23.949	1'53.003	249,0	15:29'02.963
8	23.837	35.035	29.921	23.993	1'52.786	249,6	15:30'55.749
9	23.833	35.084	30.017	23.923	1'52.857	252,0	15:32'48.606
10	23.804	34.979	29.996	24.196	1'52.975	249,6	15:34'41.581
11	23.827	34.927	30.064	23.990	1'52.808	247,9	15:36'34.389
12	23.819	35.180	30.203	24.064	1'53.266	250,2	15:38'27.655
13	23.914	35.366	30.001	23.978	1'53.259	252,0	15:40'20.914
14	23.742	35.345	29.977	23.882	1'52.946	248,5	15:42'13.860

Last Passing Point I3.1 at 15:44'10.131

RET 17 J. MCPHEE [1'54.548]							
Lap	Seg1	Seg2	Seg3	Seg4	Lap Time	km/h	Local Time
1		36.278	30.763	25.120	1'57.629	209,2	15:17'46.596
2	24.285	35.667	30.581	24.439	1'54.972	246,7	15:19'41.568
3	24.217	35.418	30.607	24.411	1'54.653	244,4	15:21'36.221
4	24.151	35.550	30.567	24.440	1'54.708	243,9	15:23'30.929
5	24.263	35.603	30.600	25.803	1'56.269	245,0	15:25'27.198
6	24.723	35.709	30.559	24.646	1'55.637	243,3	15:27'22.835
7	24.403	36.145	30.386	24.514	1'55.448	241,1	15:29'18.283
8	24.674	35.666	30.735	24.453	1'55.528	241,6	15:31'13.811
9	24.152	35.572	30.546	24.411	1'54.681	247,9	15:33'08.492
10	24.206	35.555	30.434	24.355	1'54.550	246,7	15:35'03.042
11	24.180	35.639	30.566	24.439	1'54.824	245,6	15:36'57.866
12	24.230	35.462	30.524	24.332	1'54.548	245,0	15:38'52.414

Last Passing Point I3.1 at 15:40'38.915

RET 4 H. TRUELOVE [1'53.998]							
Lap	Seg1	Seg2	Seg3	Seg4	Lap Time	km/h	Local Time
1		36.793	30.903	25.354	2'00.276	214,3	15:17'49.243
2	24.666	36.064	30.905	24.742	1'56.377	243,3	15:19'45.620
3	24.621	35.961	30.620	24.701	1'55.903	237,8	15:21'41.523
4	24.259	36.208	30.738	24.486	1'55.691	248,5	15:23'37.214
5	24.702	35.938	30.735	22.623	1'53.998	246,1	15:25'31.212
6	26.556	36.768	30.664	24.776	1'58.764	231,6	15:27'29.976
7	24.783	35.913	30.586	23.340	1'54.622	245,0	15:29'24.598
8	26.851	35.915	30.663	24.753	1'58.182	228,6	15:31'22.780
9	24.681	36.204	30.982	24.639	1'56.506	243,9	15:33'19.286
10	24.598	37.425	31.304	23.613	1'56.940	242,2	15:35'16.226

Last Passing Point I3.1 at 15:37'07.773

RET 6 E. PUSCEDDU [1'53.863]							
Lap	Seg1	Seg2	Seg3	Seg4	Lap Time	km/h	Local Time
1		38.224	31.150	24.480	2'09.451	201,6	15:17'58.418
2	24.260	35.537	30.533	24.102	1'54.432	238,4	15:19'52.850
3	24.037	35.373	30.598	24.202	1'54.210	240,5	15:21'47.060
4	23.993	35.312	30.579	24.159	1'54.043	240,5	15:23'41.103
5	24.041	35.529	30.576	24.571	1'54.717	241,6	15:25'35.820
6	24.008	35.436	30.816	24.195	1'54.455	245,0	15:27'30.275
7	24.334	35.411	30.468	24.211	1'54.424	242,8	15:29'24.699
8	24.095	35.342	30.656	24.209	1'54.302	241,6	15:31'19.001
9	24.058	35.404	30.455	23.946	1'53.863	241,1	15:33'12.864
10	23.972	35.507	30.653	24.114	1'54.246	242,8	15:35'07.110

Last Passing Point I2 at 15:36'08.107

RET 7 A. NORRODIN [1'55.340]							
Lap	Seg1	Seg2	Seg3	Seg4	Lap Time	km/h	Local Time
1		36.893	30.854	25.014	1'59.391	211,3	15:17'48.358
2	24.798	35.962	30.664	24.681	1'56.105	240,5	15:19'44.463
3	24.451	36.035	30.786	24.589	1'55.861	241,1	15:21'40.324
4	24.342	36.035	30.533	24.464	1'55.374	241,1	15:23'35.698
5	24.384	35.918	30.461	24.577	1'55.340	241,1	15:25'31.038
6	24.314	35.884	30.629	24.565	1'55.392	239,5	15:27'26.430

Last Passing Point I1 at 15:27'50.661

RET 9 J. NAVARRO [1'53.197]							
Lap	Seg1	Seg2	Seg3	Seg4	Lap Time	km/h	Local Time
1		36.296	30.844	24.905	1'56.792	197,5	15:17'45.759
2	23.853	35.426	30.285	24.292	1'53.856	248,5	15:19'39.615
3	23.924	35.215	30.120	24.236	1'53.495	249,0	15:21'33.110
4	23.722	35.339	30.046	24.090	1'53.197	249,0	15:23'26.307

Last Passing Point I2 at 15:24'25.410

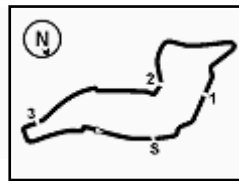
RET 64 F. CARICASULO							
Lap	Seg1	Seg2	Seg3	Seg4	Lap Time	km/h	Local Time
1		1'43.920	46.301	49.566	3'43.042P	194,6	15:19'32.009

Last Passing Point FL at 15:19'32.009

15/07/2023 P = Pits In/Out - C = Lap Time Cancelled

These data/results cannot be reproduced, stored and/or transmitted in whole or in part by any manner of electronic, mechanical, photocopying, recording, broadcasting or otherwise now known or herein after developed without the previous express consent by the copyright owner, except for reproduction in daily press and regular printed publications on sale to the public within 60 days of the event related to those data/results and always provided that copyright symbol appears together as follows below.

© DORNA WSBK ORGANIZATION Srl 2023



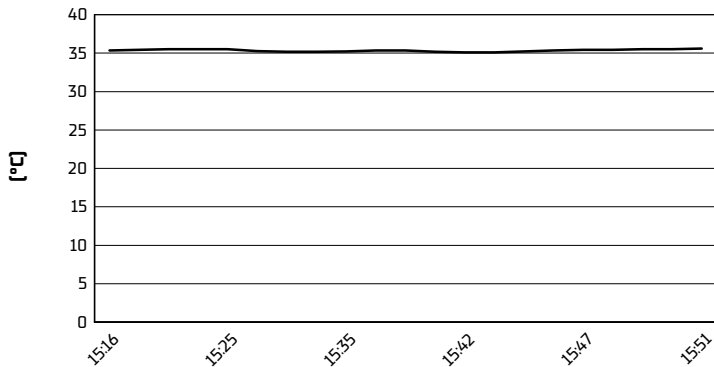
Imola Circuit 4.936 m

Prometeon Italian Round, 14-16 July 2023

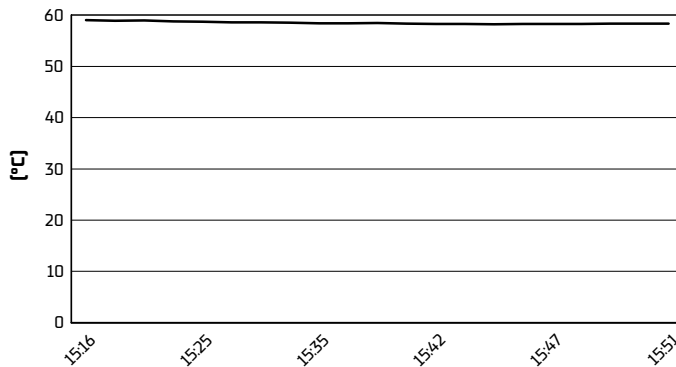
Weather Report Race 1

Session started 15:16 - Session ended 15:52

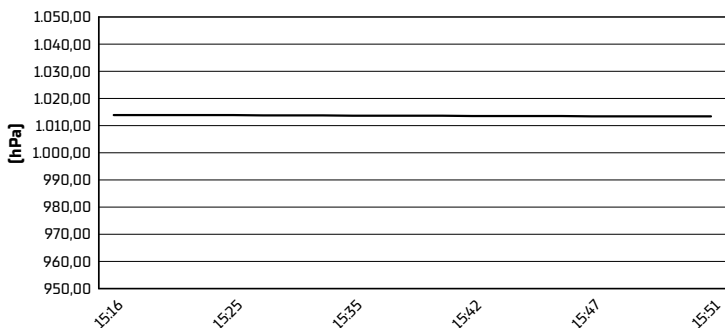
Air Temperature



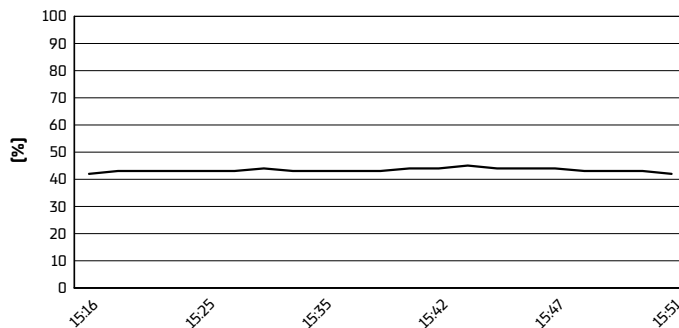
Track Temperature



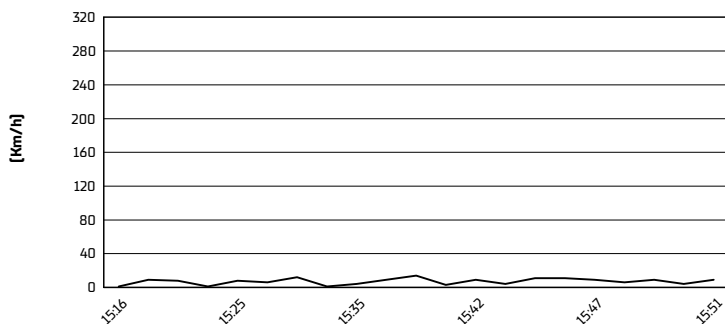
Air Pressure



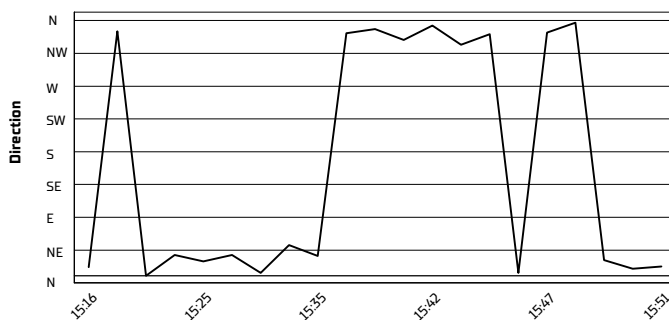
Humidity



Wind Speed



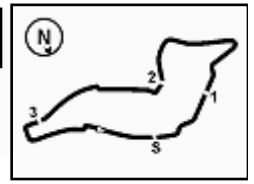
Wind Direction



15/07/2023

These data/results cannot be reproduced, stored and/or transmitted in whole or in part by any manner of electronic, mechanical, photocopying, recording, broadcasting or otherwise now known or herein after developed without the previous express consent by the copyright owner, except for reproduction in daily press and regular printed publications on sale to the public within 60 days of the event related to those data/results and always provided that copyright symbol appears together as follows below.

© DORNA WSBK ORGANIZATION Srl 2023



Prometeon Italian Round, 14-16 July 2023
Manufacturers Standings

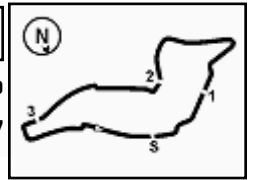
Imola Circuit 4.936 m

Points	Points From First	Points From Previous	February 26 PHILIP ISLAND		March 5 MANDALIKA		April 23 ASSEN		May 7 BARCELONA		June 4 MISANO		July 2 DONINGTON PARK		July 16 IMOLA		July 30 MOST		September 10 MAGNY-COURS		September 24 ARAGON		October 1 PORTIMAO		October 15 VILLICUM		
			1	2	1	2	1	2	1	2	1	2	1	2	1	2	1	2	1	2	1	2	1	2	1	2	1
1	291		25	25	20	25	25	25	25	10	25	20	25	25	16												
			1	1	1	1	1	1	1	1	1	1	1	1	1												
2	236	55	20	20	10	20	16	20	13	16	20	25	20	11	25												
			2	2	3	2	2	2	2	2	2	2	2	2	2												
3	189	102	47	9	13	13	11	20	13	20	25	13	16	8	8	20											
				6	4	5	4	4	4	3	3	3	3	3	3	3											
4	143	148	46	16	16	25	13	9	8	4	4	6	11	10	13	8											
				3	3	2	2	3	3	4	4	4	4	4	4	4											
5	93	198	50	13	7	16	10	4	11	6	8	7	6	1	4												
				4	5	4	4	5	5	5	5	5	5	5	5	5											
6	17	274	76	11	1	2	3	6	6	6	6	6	6	6	6												
				5	6	6	6	6	6	6	6	6	6	6	6												
7	1	290	16											1	7												
														7													

15/07/2023 First Line: Championship Standings - Second Line: Ranking Progression

These data/results cannot be reproduced, stored and/or transmitted in whole or in part by any manner of electronic, mechanical, photocopying, recording, broadcasting or otherwise now known or herein after developed without the previous express consent by the copyright owner, except for reproduction in daily press and regular printed publications on sale to the public within 60 days of the event related to those data/results and always provided that copyright symbol appears together as follows below.

© DORNA WSBK ORGANIZATION Srl 2023



Prometeon Italian Round, 14-16 July 2023
Best Lap & Speed

No.	Rider	Nat	Best Lap		FP1		FP2		SP		RC1	
			LL	SPD	LL	SPD	LL	SPD	LL	SPD	LL	SPD
1	64 F. CARICASULO Ducati Panigale V2	ITA	1'50.779 42 251,4		1'52.065 16 250,8		1'51.257 20 251,4		1'50.779 6 249,6			
2	11 N. BULEGA Ducati Panigale V2	ITA	1'50.898 57 253,2		1'52.650 18 248,4		1'52.044 16 253,2		1'50.898 7 253,2	1'52.184 16 253,2		
3	62 S. MANZI Yamaha YZF R6	ITA	1'51.247 63 250,8		1'52.854 18 245,5		1'52.002 21 250,8		1'51.247 8 249,0	1'52.162 16 246,1		
4	23 M. SCHROETTER MV Agusta F3 800 RR	GER	1'51.401 64 249,6		1'53.771 20 246,1		1'52.651 20 249,0		1'51.401 8 249,6	1'52.428 16 247,8		
5	55 Y. MONTELLA Ducati Panigale V2	ITA	1'51.800 48 252,6		1'52.641 16 249,0		1'52.523 10 247,8		1'51.800 6 249,0	1'52.340 16 252,6		
6	54 B. SOFUOGLU MV Agusta F3 800 RR	TUR	1'51.808 65 254,4		1'53.476 19 247,2		1'52.017 21 251,4		1'51.808 9 249,6	1'52.346 16 254,4		
7	99 A. HUERTAS Kawasaki ZX-6R	ESP	1'51.929 53 250,8		1'52.010 17 247,2		1'52.438 15 249,6		1'51.929 6 246,7	1'52.572 15 250,8		
8	66 N. TUULI Triumph Street Triple RS 765	FIN	1'51.991 55 253,8		1'53.457 17 249,0		1'52.544 17 249,6		1'51.991 6 250,8	1'52.500 15 253,8		
9	9 J. NAVARRO Yamaha YZF R6	ESP	1'52.038 51 249,0		1'53.289 20 245,5		1'52.842 20 247,2		1'52.038 7 247,2	1'53.197 4 249,0		
10	14 L. MAHIAS Kawasaki ZX-6R	FRA	1'52.245 53 245,5		1'54.031 16 241,0		1'53.580 16 243,3		1'52.245 5 243,8	1'53.320 16 245,5		
11	13 L. OTTAVIANI MV Agusta F3 800 RR	ITA	1'52.270 54 253,2		1'53.323 17 249,6		1'52.505 16 252,0		1'52.270 6 253,2	1'53.143 15 248,4		
12	94 V. DEBISE Yamaha YZF R6	FRA	1'52.332 60 252,0		1'53.419 18 249,0		1'52.332 23 249,6		1'52.719 5 246,1	1'52.786 14 252,0		
13	3 R. DE ROSA Ducati Panigale V2	ITA	1'52.339 61 252,6		1'53.064 17 248,4		1'52.339 21 250,8		1'52.687 7 251,4	1'52.472 16 252,6		
14	29 N. SPINELLI Yamaha YZF R6	ITA	1'52.468 58 249,6		1'54.973 15 242,7		1'53.516 19 243,8		1'52.468 8 249,0	1'53.222 16 249,6		
15	22 F. FULIGNI Ducati Panigale V2	ITA	1'52.822 44 249,0		1'54.055 17 247,2		1'53.817 20 249,0		1'52.822 7 248,4			
16	6 E. PUSCEDDU Yamaha YZF R6	ITA	1'52.840 46 246,1		1'53.551 14 240,5		1'53.073 16 246,1		1'52.840 6 245,0	1'53.863 10 245,0		
17	27 A. DIAZ Yamaha YZF R6	ESP	1'53.119 42 249,0		1'54.662 15 243,8		1'53.307 19 246,1		1'53.119 8 249,0			
18	69 T. BOOTH-AMOS Kawasaki ZX-6R	GBR	1'53.129 57 250,8		1'55.064 18 244,4		1'53.477 17 246,1		1'53.129 6 247,2	1'53.300 16 250,8		
19	21 F. FULIGNI Yamaha YZF R6	ITA	1'53.187 57 252,0		1'54.491 15 247,8		1'53.187 20 250,2		1'53.322 7 252,0	1'53.460 15 250,8		
20	28 G. VAN STRAALEN Yamaha YZF R6	NED	1'53.233 52 252,0		1'53.699 17 247,2		1'53.324 12 247,2		1'53.233 8 252,0	1'53.836 15 250,2		
21	71 T. EDWARDS Yamaha YZF R6	AUS	1'53.239 36 252,6		1'58.417 2 241,6		1'56.088 13 247,8		1'54.468 6 251,4	1'53.239 15 252,6		
22	25 A. VERDOIA Yamaha YZF R6	FRA	1'53.385 40 249,0				1'53.385 17 245,5		1'53.817 8 249,0	1'53.696 15 249,0		
23	73 M. KOFLER Ducati Panigale V2	AUT	1'53.593 57 250,2		1'56.562 16 246,1		1'53.894 20 250,2		1'53.593 6 247,2	1'54.063 15 249,6		
24	67 S. VALTULINI Kawasaki ZX-6R	ITA	1'53.779 22 249,0						1'54.516 7 245,5	1'53.779 15 249,0		
25	4 H. TRUELOVE Triumph Street Triple RS 765	GBR	1'53.998 50 248,4		1'57.883 17 243,8		1'57.002 16 247,8		1'54.974 7 245,5	1'53.998 10 248,4		

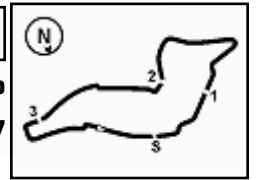
15/07/2023

These data/results cannot be reproduced, stored and/or transmitted in whole or in part by any manner of electronic, mechanical, photocopying, recording, broadcasting or otherwise now known or herein after developed without the previous express consent by the copyright owner, except for reproduction in daily press and regular printed publications on sale to the public within 60 days of the event related to those data/results and always provided that copyright symbol appears together as follows below.

© DORNA WSBK ORGANIZATION Srl 2023

FICR PERUGIA TIMING





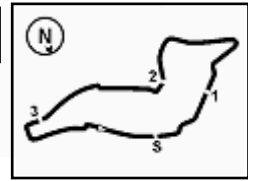
Prometeon Italian Round, 14-16 July 2023
Best Lap & Speed

No.	Rider	Nat	Best Lap		FP1		FP2		SP		RC1								
			LL	SPD	LL	SPD	LL	SPD	LL	SPD	LL	SPD							LL
26	17 J. MCPHEE Kawasaki ZX-6R	GBR	1'54.276 53 247,8		1'55.022 18 246,7		1'54.818 16 246,7		1'54.276 7 247,8		1'54.548 12 247,8								
27	51 A. SARMOON Yamaha YZF R6	THA	1'54.445 56 249,0		1'55.387 18 242,7		1'55.611 16 249,0		1'54.445 7 245,0		1'54.697 15 247,2								
28	68 L. POWER Kawasaki ZX-6R	AUS	1'54.876 56 245,5		1'56.970 17 243,8		1'55.121 18 245,5		1'54.876 6 240,5		1'55.129 15 245,5								
29	95 T. MACKENZIE Honda CBR600RR	GBR	1'54.897 48 241,0		1'57.613 11 238,9		1'54.989 16 241,0		1'54.897 6 236,7		1'55.404 15 240,0								
30	98 M. ABE Yamaha YZF R6	JPN	1'54.918 54 245,0		1'57.946 14 239,4		1'56.612 18 241,6		1'54.918 7 242,2		1'55.856 15 245,0								
31	16 Y. OKAYA Kawasaki ZX-6R	JPN	1'55.036 40 247,8		1'55.036 20 247,8		1'55.762 20 247,2												
32	7 A. NORRODIN Honda CBR600RR	MAS	1'55.231 36 243,3		1'58.781 5 243,3		1'56.057 18 243,3		1'55.231 7 239,4		1'55.340 6 241,6								
33	24 A. WONGTHANANON Yamaha YZF R6	THA	1'56.444 13 242,2		1'56.444 13 242,2														
34	32 D. BAYLISS Ducati Panigale V2	AUS	1'59.541 6 244,4		1'59.541 6 244,4														

15/07/2023

These data/results cannot be reproduced, stored and/or transmitted in whole or in part by any manner of electronic, mechanical, photocopying, recording, broadcasting or otherwise now known or herein after developed without the previous express consent by the copyright owner, except for reproduction in daily press and regular printed publications on sale to the public within 60 days of the event related to those data/results and always provided that copyright symbol appears together as follows below.

© DORNA WSBK ORGANIZATION Srl 2023



Imola Circuit 4.936 m

Prometeon Italian Round, 14-16 July 2023
Pirelli Best Lap Award

	Points	Points From First	Points From Previous	February 26 PHILIP ISLAND	March 5 MANDALIKA	April 23 ASSEN	May 7 BARCELONA	June 4 MISANO	July 2 DONINGTON PARK	July 16 IMOLA	July 30 MOST	September 10 MAGNY-COURS	September 24 ARAGON	October 1 PORTIMAO	October 15 VILLICUM			
1 BULEGA Nicolo (ITA)	6			1		1 1	1		1 1									
2 MANZI Stefano (ITA)	3	3		1	1					1								
3 CARICASULO Federico (ITA)	2	4	1					1 1										
4 SOFUOGLU Bahattin (TUR)	1	5	1				1											
5 ONCU Can (TUR)	1	5	0		1													

15/07/2023

First Line: Championship Standings - Second Line: Ranking Progression

These data/results cannot be reproduced, stored and/or transmitted in whole or in part by any manner of electronic, mechanical, photocopying, recording, broadcasting or otherwise now known or herein after developed without the previous express consent by the copyright owner, except for reproduction in daily press and regular printed publications on sale to the public within 60 days of the event related to those data/results and always provided that copyright symbol appears together as follows below.

© DORNA WSBK ORGANIZATION Srl 2023