

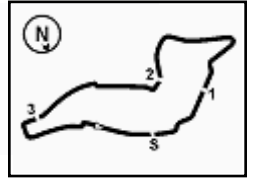
Imola Circuit 4.936 m

Prometeon Italian Round, 14-16 July 2023
Lap Chart Race 1

	Lap															
	1	2	3	4	5	6	7	8	9	10	11	12	13	14	15	16
1	62	62	62	62	62	62	62	62	62	62	62	62	62	62	62	62
2	23	23	23	23	23	23	23	23	23	23	23	23	23	23	23	23
3	55	11	11	11	11	11	11	11	11	11	11	11	11	11	11	11
4	11	55	55	55	55	55	99	54	54	54	54	54	54	66	54	54
5	66	99	99	99	99	99	54	99	99	99	99	99	99	54	66	55
6	99	66	66	66	54	54	55	55	55	55	55	66	66	94	99	3
7	3	54	54	54	66	66	66	66	66	66	66	55	94	99	3	29
8	54	3	3	3	3	3	3	3	3	3	3	94	55	3	55	69
9	94	94	94	94	94	94	94	94	94	94	94	3	3	55	29	14
10	14	14	14	14	29	29	29	29	29	29	29	29	29	29	69	
11	29	29	29	29	14	14	14	14	14	69	69	69	69	69	69	14
12	69	69	69	69	69	69	69	69	69	14	14	14	14	14	21	
13	9	9	9	9	21	21	21	21	21	21	21	21	21	21	13	
14	21	21	21	21	17	13	13	13	13	13	13	13	13	13	13	28
15	17	17	17	17	13	17	28	28	28	28	28	28	28	28	67	
16	51	51	51	71	67	28	17	67	67	71	67	67	67	67	25	
17	67	67	71	13	71	71	71	71	71	67	17	17	25	25	71	
18	71	71	67	51	28	67	67	17	17	17	25	25	71	71	73	
19	25	25	13	67	51	51	25	25	25	25	71	71	73	73	51	
20	68	68	25	28	25	25	51	51	51	51	73	73	51	51	68	
21	7	13	68	25	68	68	68	68	73	73	51	51	68	68	98	
22	98	7	28	68	7	7	73	73	68	6	68	68	98	98	95	
23	13	98	7	7	4	73	4	6	6	68	98	98	95	95		
24	4	28	98	4	95	4	6	4	4	98	95	95				
25	95	4	4	95	73	95	95	95	98	4						
26	28	95	95	73	98	6	98	98	95	95						
27	73	73	73	98	6	98										
28	6	6	6	6												
29	64															

15/07/2023
These data/results cannot be reproduced, stored and/or transmitted in whole or in part by any manner of electronic, mechanical, photocopying, recording, broadcasting or otherwise now known or herein after developed without the previous express consent by the copyright owner, except for reproduction in daily press and regular printed publications on sale to the public within 60 days of the event related to those data/results and always provided that copyright symbol appears together as follows below.
© DORNA WSBK ORGANIZATION Srl 2023





Prometeon Italian Round, 14-16 July 2023 Lap Chart Race 1

Imola Circuit 4.936 m

2 / 4

Lap 1

1	62	S.Manzi	1'52.661
2	23	M.Schroetter	0.477
3	55	Y.Montella	1.015
4	11	N.Bulega	1.233
5	66	N.Tuuli	1.543
6	99	A.Huertas	1.703
7	3	R.De Rosa	2.251
8	54	B.Sofuoglu	2.424
9	94	V.Debise	2.676
10	14	L.Mahias	2.937
11	29	N.Spinelli	3.281
12	69	T.Booth-Amos	3.596
13	9	J.Navarro	4.131
14	21	F.Fulgini	4.341
15	17	J.McPhee	4.968
16	51	A.Sarmoon	5.291
17	67	S.Valtulini	5.515
18	71	T.Edwards	5.740
19	25	A.Verdoia	6.011
20	68	L.Power	6.289
21	7	A.Norrodin	6.730
22	98	M.Abe	7.000
23	13	L.Ottaviani	7.077
24	4	H.Truelove	7.615
25	95	T.Mackenzie	8.086
26	28	G.van Straalen	9.273
27	73	M.Kofler	11.526
28	6	E.Pusceddu	16.790
29	64	F.Caricasulo	1'50.381

12	69	T.Booth-Amos	5.859
13	9	J.Navarro	6.297
14	21	F.Fulgini	7.508
15	17	J.McPhee	9.408
16	51	A.Sarmoon	11.178
17	71	T.Edwards	11.353
18	67	S.Valtulini	11.525
19	13	L.Ottaviani	11.762
20	25	A.Verdoia	12.203
21	68	L.Power	12.552
22	28	G.van Straalen	12.850
23	7	A.Norrodin	13.511
24	98	M.Abe	14.101
25	4	H.Truelove	14.710
26	95	T.Mackenzie	14.990
27	73	M.Kofler	16.688
28	6	E.Pusceddu	20.247

Lap 6

1	62	S.Manzi	11'15.765
2	23	M.Schroetter	0.402
3	11	N.Bulega	0.870
4	55	Y.Montella	1.678
5	99	A.Huertas	2.892
6	54	B.Sofuoglu	3.402
7	66	N.Tuuli	3.706
8	3	R.De Rosa	4.194
9	94	V.Debise	5.228
10	29	N.Spinelli	7.173
11	14	L.Mahias	7.714
12	69	T.Booth-Amos	8.010
13	21	F.Fulgini	12.790
14	13	L.Ottaviani	16.015
15	17	J.McPhee	18.103
16	28	G.van Straalen	18.147
17	71	T.Edwards	18.660
18	67	S.Valtulini	19.168
19	51	A.Sarmoon	19.899
20	25	A.Verdoia	20.217
21	68	L.Power	21.364
22	7	A.Norrodin	21.698
23	73	M.Kofler	23.767
24	4	H.Truelove	25.244
25	95	T.Mackenzie	25.495
26	6	E.Pusceddu	25.543
27	98	M.Abe	27.089

12	69	T.Booth-Amos	10.139
13	21	F.Fulgini	15.423
14	13	L.Ottaviani	17.736
15	28	G.van Straalen	21.478
16	67	S.Valtulini	23.545
17	71	T.Edwards	23.796
18	17	J.McPhee	24.282
19	25	A.Verdoia	25.459
20	51	A.Sarmoon	25.979
21	68	L.Power	27.256
22	73	M.Kofler	27.538
23	6	E.Pusceddu	29.472
24	4	H.Truelove	33.251
25	95	T.Mackenzie	33.494
26	98	M.Abe	34.021

Lap 9

1	62	S.Manzi	16'53.010
2	23	M.Schroetter	0.635
3	11	N.Bulega	1.239
4	54	B.Sofuoglu	4.852
5	99	A.Huertas	5.045
6	55	Y.Montella	5.436
7	66	N.Tuuli	5.763
8	3	R.De Rosa	6.265
9	94	V.Debise	6.629
10	29	N.Spinelli	9.886
11	14	L.Mahias	11.364
12	69	T.Booth-Amos	11.550
13	21	F.Fulgini	16.671
14	13	L.Ottaviani	18.808
15	28	G.van Straalen	23.542
16	67	S.Valtulini	25.624
17	71	T.Edwards	25.815
18	17	J.McPhee	26.515
19	25	A.Verdoia	27.181
20	51	A.Sarmoon	28.494
21	73	M.Kofler	29.778
22	68	L.Power	30.240
23	6	E.Pusceddu	30.887
24	4	H.Truelove	37.309
25	98	M.Abe	37.511
26	95	T.Mackenzie	37.666

Lap 2

1	62	S.Manzi	3'45.013
2	23	M.Schroetter	0.667
3	11	N.Bulega	2.046
4	55	Y.Montella	2.369
5	99	A.Huertas	2.651
6	66	N.Tuuli	2.915
7	54	B.Sofuoglu	3.502
8	3	R.De Rosa	3.730
9	94	V.Debise	3.972
10	14	L.Mahias	4.391
11	29	N.Spinelli	4.630
12	69	T.Booth-Amos	5.108
13	9	J.Navarro	5.635
14	21	F.Fulgini	6.138
15	17	J.McPhee	7.588
16	51	A.Sarmoon	8.396
17	67	S.Valtulini	8.584
18	71	T.Edwards	8.764
19	25	A.Verdoia	9.080
20	68	L.Power	9.608
21	13	L.Ottaviani	10.033
22	7	A.Norrodin	10.483
23	98	M.Abe	10.969
24	28	G.van Straalen	11.085
25	4	H.Truelove	11.640
26	95	T.Mackenzie	11.850
27	73	M.Kofler	14.701
28	6	E.Pusceddu	18.870

Lap 4

1	62	S.Manzi	7'30.479
2	23	M.Schroetter	0.649
3	11	N.Bulega	1.646
4	55	Y.Montella	2.272
5	99	A.Huertas	2.676
6	66	N.Tuuli	2.894
7	54	B.Sofuoglu	3.245
8	3	R.De Rosa	3.737
9	94	V.Debise	4.672
10	14	L.Mahias	5.568
11	29	N.Spinelli	5.763
12	69	T.Booth-Amos	6.609
13	9	J.Navarro	6.861
14	21	F.Fulgini	9.033
15	17	J.McPhee	11.483
16	71	T.Edwards	13.527
17	13	L.Ottaviani	14.014
18	51	A.Sarmoon	14.371
19	67	S.Valtulini	14.517
20	28	G.van Straalen	14.757
21	25	A.Verdoia	15.106
22	68	L.Power	15.715
23	7	A.Norrodin	16.252
24	4	H.Truelove	17.768
25	95	T.Mackenzie	18.020
26	73	M.Kofler	18.798
27	98	M.Abe	19.292
28	6	E.Pusceddu	21.657

Lap 7

1	62	S.Manzi	13'08.164
2	23	M.Schroetter	0.489
3	11	N.Bulega	1.054
4	99	A.Huertas	3.944
5	54	B.Sofuoglu	4.273
6	55	Y.Montella	4.332
7	66	N.Tuuli	4.942
8	3	R.De Rosa	5.365
9	94	V.Debise	5.832
10	29	N.Spinelli	8.178
11	14	L.Mahias	8.728
12	69	T.Booth-Amos	9.021
13	21	F.Fulgini	14.201
14	13	L.Ottaviani	16.991
15	28	G.van Straalen	20.040
16	17	J.McPhee	21.152
17	71	T.Edwards	21.280
18	67	S.Valtulini	21.469
19	25	A.Verdoia	23.315
20	51	A.Sarmoon	23.367
21	68	L.Power	24.491
22	73	M.Kofler	25.431
23	4	H.Truelove	27.467
24	6	E.Pusceddu	27.568
25	95	T.Mackenzie	29.777
26	98	M.Abe	30.563

Lap 10

1	62	S.Manzi	18'45.172
2	23	M.Schroetter	0.901
3	11	N.Bulega	1.616
4	54	B.Sofuoglu	5.852
5	99	A.Huertas	6.016
6	55	Y.Montella	6.294
7	66	N.Tuuli	6.454
8	3	R.De Rosa	7.052
9	94	V.Debise	7.442
10	29	N.Spinelli	11.265
11	69	T.Booth-Amos	13.025
12	14	L.Mahias	13.375
13	21	F.Fulgini	18.189
14	13	L.Ottaviani	20.043
15	28	G.van Straalen	25.754
16	71	T.Edwards	26.892
17	67	S.Valtulini	28.316
18	17	J.McPhee	28.903
19	25	A.Verdoia	29.318
20	51	A.Sarmoon	31.893
21	73	M.Kofler	32.233
22	6	E.Pusceddu	32.971
23	68	L.Power	33.286
24	98	M.Abe	41.736
25	4	H.Truelove	42.087
26	95	T.Mackenzie	42.210

Lap 3

1	62	S.Manzi	5'37.846
2	23	M.Schroetter	0.754
3	11	N.Bulega	1.886
4	55	Y.Montella	2.320
5	99	A.Huertas	2.737
6	66	N.Tuuli	3.027
7	54	B.Sofuoglu	3.423
8	3	R.De Rosa	3.898
9	94	V.Debise	4.388
10	14	L.Mahias	4.878
11	29	N.Spinelli	5.163

Lap 5

1	62	S.Manzi	9'22.966
2	23	M.Schroetter	0.639
3	11	N.Bulega	1.343
4	55	Y.Montella	2.125
5	99	A.Huertas	2.955
6	54	B.Sofuoglu	3.584
7	66	N.Tuuli	3.614
8	3	R.De Rosa	3.963
9	94	V.Debise	5.015
10	29	N.Spinelli	6.498
11	14	L.Mahias	7.016
12	69	T.Booth-Amos	7.509
13	21	F.Fulgini	11.150
14	17	J.McPhee	15.265
15	13	L.Ottaviani	15.495
16	67	S.Valtulini	16.004
17	71	T.Edwards	16.892
18	28	G.van Straalen	17.088
19	51	A.Sarmoon	17.630
20	25	A.Verdoia	17.903
21	68	L.Power	18.613
22	7	A.Norrodin	19.105
23	4	H.Truelove	19.279
24	95	T.Mackenzie	21.655

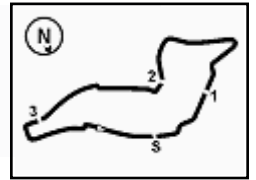
Lap 8

1	62	S.Manzi	15'00.562
2	23	M.Schroetter	0.627
3	11	N.Bulega	1.296
4	54	B.Sofuoglu	4.221
5	99	A.Huertas	4.694
6	55	Y.Montella	5.105
7	66	N.Tuuli	5.317
8	3	R.De Rosa	5.913
9	94	V.Debise	6.220
10	29	N.Spinelli	9.016
11	14	L.Mahias	9.804

Lap 11

15/07/2023
These data/results cannot be reproduced, stored and/or transmitted in whole or in part by any manner of electronic, mechanical, photocopying, recording, broadcasting or otherwise now known or herein after developed without the previous express consent by the copyright owner, except for reproduction in daily press and regular printed publications on sale to the public within 60 days of the event related to those data/results and always provided that copyright symbol appears together as follows below.

© DORNA WSBK ORGANIZATION Srl 2023



Imola Circuit 4.936 m

3 / 4

Prometeon Italian Round, 14-16 July 2023

Lap Chart Race 1

1	62	S.Manzi	20'37.399	22	98	M.Abe	54.683
2	23	M.Schroetter	1.342	23	95	T.Mackenzie	55.633
3	11	N.Bulega	1.895				
4	54	B.Sofuoglu	6.649				
5	99	A.Huertas	6.831				
6	55	Y.Montella	7.171				
7	66	N.Tuuli	7.556				
8	3	R.De Rosa	7.748				
9	94	V.Debise	8.023				
10	29	N.Spinelli	12.454				
11	69	T.Booth-Amos	14.295				
12	14	L.Mahias	14.691				
13	21	F.Fuligni	20.377				
14	13	L.Ottaviani	21.628				
15	28	G.van Straalen	28.236				
16	67	S.Valtulini	30.807				
17	17	J.McPhee	31.500				
18	25	A.Verdoia	31.689				
19	71	T.Edwards	31.920				
20	73	M.Kofler	35.833				
21	51	A.Sarmoon	35.957				
22	68	L.Power	36.452				
23	98	M.Abe	47.309				
24	95	T.Mackenzie	47.713				

Lap 12

1	62	S.Manzi	22'29.839
2	23	M.Schroetter	1.717
3	11	N.Bulega	2.077
4	54	B.Sofuoglu	7.499
5	99	A.Huertas	7.817
6	66	N.Tuuli	8.461
7	55	Y.Montella	8.623
8	94	V.Debise	8.849
9	3	R.De Rosa	9.039
10	29	N.Spinelli	13.514
11	69	T.Booth-Amos	15.167
12	14	L.Mahias	15.980
13	21	F.Fuligni	21.664
14	13	L.Ottaviani	22.771
15	28	G.van Straalen	29.740
16	67	S.Valtulini	32.843
17	17	J.McPhee	33.608
18	25	A.Verdoia	33.829
19	71	T.Edwards	34.114
20	73	M.Kofler	37.987
21	51	A.Sarmoon	38.393
22	68	L.Power	39.499
23	98	M.Abe	50.944
24	95	T.Mackenzie	51.501

Lap 13

1	62	S.Manzi	24'22.423
2	23	M.Schroetter	1.658
3	11	N.Bulega	2.139
4	54	B.Sofuoglu	8.451
5	99	A.Huertas	8.706
6	66	N.Tuuli	8.886
7	94	V.Debise	9.524
8	55	Y.Montella	9.929
9	3	R.De Rosa	10.186
10	29	N.Spinelli	14.220
11	69	T.Booth-Amos	16.118
12	14	L.Mahias	16.807
13	21	F.Fuligni	22.540
14	13	L.Ottaviani	23.745
15	28	G.van Straalen	31.433
16	67	S.Valtulini	34.234
17	25	A.Verdoia	35.592
18	71	T.Edwards	36.610
19	73	M.Kofler	39.684
20	51	A.Sarmoon	40.506
21	68	L.Power	42.044

Lap 14

1	62	S.Manzi	26'14.789
2	23	M.Schroetter	1.824
3	11	N.Bulega	2.307
4	66	N.Tuuli	9.496
5	54	B.Sofuoglu	9.791
6	94	V.Debise	10.104
7	99	A.Huertas	10.443
8	3	R.De Rosa	11.238
9	55	Y.Montella	11.615
10	29	N.Spinelli	15.279
11	69	T.Booth-Amos	17.267
12	14	L.Mahias	18.063
13	21	F.Fuligni	23.944
14	13	L.Ottaviani	25.507
15	28	G.van Straalen	33.090
16	67	S.Valtulini	35.647
17	25	A.Verdoia	37.053
18	71	T.Edwards	38.567
19	73	M.Kofler	42.143
20	51	A.Sarmoon	43.195
21	68	L.Power	45.131
22	98	M.Abe	58.331
23	95	T.Mackenzie	58.671

Lap 15

1	62	S.Manzi	28'06.978
2	23	M.Schroetter	2.498
3	11	N.Bulega	2.959
4	54	B.Sofuoglu	11.404
5	66	N.Tuuli	11.551
6	99	A.Huertas	11.763
7	3	R.De Rosa	11.971
8	55	Y.Montella	12.689
9	29	N.Spinelli	16.467
10	69	T.Booth-Amos	18.967
11	14	L.Mahias	20.235
12	21	F.Fuligni	26.064
13	13	L.Ottaviani	27.372
14	28	G.van Straalen	35.465
15	67	S.Valtulini	37.673
16	25	A.Verdoia	38.560
17	71	T.Edwards	41.052
18	73	M.Kofler	46.175
19	51	A.Sarmoon	46.895
20	68	L.Power	48.782
21	98	M.Abe	1'02.028
22	95	T.Mackenzie	1'02.282

Lap 16

1	62	S.Manzi	29'59.751
2	23	M.Schroetter	2.386
3	11	N.Bulega	2.871
4	54	B.Sofuoglu	12.185
5	55	Y.Montella	14.157
6	3	R.De Rosa	17.494
7	29	N.Spinelli	17.851
8	69	T.Booth-Amos	20.054
9	14	L.Mahias	24.206

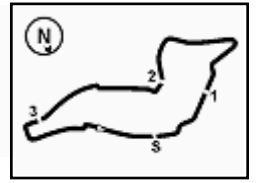
15/07/2023

These data/results cannot be reproduced, stored and/or transmitted in whole or in part by any manner of electronic, mechanical, photocopying, recording, broadcasting or otherwise now known or herein after developed without the previous express consent by the copyright owner, except for reproduction in daily press and regular printed publications on sale to the public within 60 days of the event related to those data/results and always provided that copyright symbol appears together as follows below.

© DORNA WSBK ORGANIZATION Srl 2023

FICR PERUGIA TIMING





Imola Circuit 4.936 m

4 / 4

Prometeon Italian Round, 14-16 July 2023
Lap Chart Race 1

Race Pace Comparison

	62 Man	23 Sch	11 Bul	54 Sof	55 Mon	3 DeR	29 Spi	69 Boo	14 Mah	99 Hue	28 vSt	73 Kof	98 Abe	95 Mac
1	1'52.661	1'53.138	1'53.894	1'55.085	1'53.676	1'54.912	1'55.942	1'56.257	1'55.598	1'54.364	2'01.934	2'04.187	1'59.661	2'00.747
2	1'52.352	1'52.542	1'53.165	1'53.430	1'53.706	1'53.831	1'53.701	1'53.864	1'53.806	1'53.300	1'54.164	1'55.527	1'56.321	1'56.116
3	1'52.833	1'52.920	1'52.673	1'52.754	1'52.784	1'53.001	1'53.366	1'53.584	1'53.320	1'52.919	1'54.598	1'54.820	1'55.965	1'55.973
4	1'52.633	1'52.528	1'52.393	1'52.455	1'52.585	1'52.472	1'53.233	1'53.383	1'53.323	1'52.572	1'54.540	1'54.743	1'57.824	1'55.663
5	1'52.487	1'52.477	1'52.184	1'52.826	1'52.340	1'52.713	1'53.222	1'53.387	1'53.935	1'52.766	1'54.818	1'55.391	1'56.964	1'56.122
6	1'52.799	1'52.562	1'52.326	1'52.617	1'52.352	1'53.030	1'53.474	1'53.300	1'53.497	1'52.736	1'53.858	1'54.864	1'56.119	1'56.639
7	1'52.399	1'52.486	1'52.583	1'53.270	1'55.053	1'53.570	1'53.404	1'53.410	1'53.413	1'53.451	1'54.292	1'54.063	1'55.873	1'56.681
8	1'52.398	1'52.536	1'52.640	1'52.346	1'53.171	1'52.946	1'53.236	1'53.516	1'53.474	1'53.148	1'53.836	1'54.505	1'55.856	1'56.115
9	1'52.448	1'52.456	1'52.391	1'53.079	1'52.779	1'52.800	1'53.318	1'53.859	1'54.008	1'52.799	1'54.512	1'54.688	1'55.938	1'56.620
10	1'52.162	1'52.428	1'52.539	1'53.162	1'53.020	1'52.949	1'53.541	1'53.637	1'54.173	1'53.133	1'54.374	1'54.617	1'56.387	1'56.706
11	1'52.227	1'52.668	1'52.506	1'53.024	1'53.104	1'52.923	1'53.416	1'53.497	1'53.543	1'53.042	1'54.709	1'55.827	1'57.800	1'57.730
12	1'52.440	1'52.815	1'52.622	1'53.290	1'53.892	1'53.731	1'53.500	1'53.312	1'53.729	1'53.426	1'53.944	1'54.594	1'56.075	1'56.228
13	1'52.584	1'52.525	1'52.646	1'53.536	1'53.890	1'53.731	1'53.290	1'53.535	1'53.411	1'53.473	1'54.277	1'54.281	1'56.323	1'56.716
14	1'52.366	1'52.532	1'52.534	1'53.706	1'54.052	1'53.418	1'53.425	1'53.515	1'53.622	1'54.103	1'54.023	1'54.825	1'56.014	1'55.404
15	1'52.189	1'52.863	1'52.841	1'53.802	1'53.263	1'52.922	1'53.377	1'53.889	1'54.361	1'53.509	1'54.564	1'56.221	1'55.886	1'55.800
16	1'52.773	1'52.661	1'52.685	1'53.554	1'54.241	1'58.296	1'54.157	1'53.860	1'56.744					

	66 Tuu	21 FuF	13 Ott	25 Ver	67 Val	71 Edw	51 Sar	68 Pow	94 Deb	17 McP	4 Tru	6 Pus	7 Nor	9 Nav
1	1'54.204	1'57.002	1'59.738	1'58.672	1'58.176	1'58.401	1'57.952	1'58.950	1'55.337	1'57.629	2'00.276	2'09.451	1'59.391	1'56.792
2	1'53.724	1'54.149	1'55.308	1'55.421	1'55.421	1'55.376	1'55.457	1'55.671	1'53.648	1'54.972	1'56.377	1'54.432	1'56.105	1'53.856
3	1'52.945	1'54.203	1'54.562	1'55.956	1'55.774	1'55.422	1'55.615	1'55.777	1'53.249	1'54.653	1'55.903	1'54.210	1'55.861	1'53.495
4	1'52.500	1'54.158	1'54.885	1'55.536	1'55.625	1'54.807	1'55.826	1'55.796	1'52.917	1'54.708	1'55.691	1'54.043	1'55.374	1'53.197
5	1'53.207	1'54.604	1'53.968	1'55.284	1'53.974	1'55.852	1'55.746	1'55.385	1'52.830	1'56.269	1'53.998	1'54.717	1'55.340	
6	1'52.891	1'54.439	1'53.319	1'55.113	1'55.963	1'54.567	1'55.068	1'55.550	1'53.012	1'55.637	1'58.764	1'54.455	1'55.392	
7	1'53.635	1'53.810	1'53.375	1'55.497	1'54.700	1'55.019	1'55.867	1'55.526	1'53.003	1'55.448	1'54.622	1'54.424		
8	1'52.773	1'53.620	1'53.143	1'54.542	1'54.474	1'54.914	1'55.010	1'55.163	1'52.786	1'55.528	1'58.182	1'54.302		
9	1'52.894	1'53.696	1'53.520	1'54.170	1'54.527	1'54.467	1'54.963	1'55.432	1'52.857	1'54.681	1'56.506	1'53.863		
10	1'52.853	1'53.680	1'53.397	1'54.299	1'54.854	1'53.239	1'55.561	1'55.208	1'52.975	1'54.550	1'56.940	1'54.246		
11	1'53.329	1'54.415	1'53.812	1'54.598	1'54.718	1'57.255	1'56.291	1'55.393	1'52.808	1'54.824				
12	1'53.345	1'53.727	1'53.583	1'54.580	1'54.476	1'54.634	1'54.876	1'55.487	1'53.266	1'54.548				
13	1'53.009	1'53.460	1'53.558	1'54.347	1'53.975	1'55.080	1'54.697	1'55.129	1'53.259					
14	1'52.976	1'53.770	1'54.128	1'53.827	1'53.779	1'54.323	1'55.055	1'55.453	1'52.946					
15	1'54.244	1'54.309	1'54.054	1'53.696	1'54.215	1'54.674	1'55.889	1'55.840						

	64 Car
1	3'43.042

15/07/2023

These data/results cannot be reproduced, stored and/or transmitted in whole or in part by any manner of electronic, mechanical, photocopying, recording, broadcasting or otherwise now known or herein after developed without the previous express consent by the copyright owner, except for reproduction in daily press and regular printed publications on sale to the public within 60 days of the event related to those data/results and always provided that copyright symbol appears together as follows below.

© DORNA WSBK ORGANIZATION Srl 2023