

Imola Circuit 4.936 m

Prometeon Italian Round, 14-16 July 2023
Lap Chart Race 2

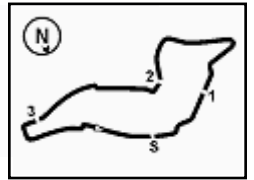
		Lap																
	1	2	3	4	5	6	7	8	9	10	11	12	13	14	15	16	17	
1	11	11	11	11	11	11	62	62	62	62	62	62	62	62	62	62	62	
2	62	62	62	62	62	62	11	11	11	11	11	11	11	11	11	11	11	
3	55	55	55	55	64	55	55	55	55	55	55	55	55	55	55	55	55	
4	64	64	64	64	55	54	23	23	23	23	99	99	99	99	99	99	99	
5	99	99	54	54	54	99	99	99	99	23	23	23	23	3	3	3	3	
6	54	54	99	99	99	23	9	3	3	3	3	3	3	3	9	9	9	
7	23	23	23	23	23	3	3	94	94	94	94	9	9	9	23	23	94	
8	9	9	9	9	9	9	94	9	9	9	9	94	94	94	94	94	23	
9	3	3	3	3	3	94	14	71	71	71	71	71	71	71	71	71	14	
10	14	14	14	14	94	14	71	14	14	14	14	14	14	14	14	14	71	
11	94	94	94	94	14	6	69	13	13	13	21	21	21	21	21	21	25	
12	6	6	28	28	6	71	13	69	69	21	73	73	73	25	25	25	21	
13	28	28	6	6	22	69	27	27	21	73	27	25	25	73	73	73	73	
14	29	29	22	22	71	13	73	21	73	27	25	27	27	27	27	27	27	
15	22	22	71	71	69	27	21	73	27	25	17	17	17	17	17	17	17	
16	27	27	69	69	13	73	67	67	25	17	68	68	68	68	68	68	68	
17	69	69	27	13	27	21	17	17	17	68	7	7	98	7	7	7	7	
18	13	71	13	27	73	64	25	25	68	7	98	98	7					
19	71	13	73	73	17	67	68	68	7	95	4							
20	17	73	17	17	21	17	7	7	95	98	4							
21	73	17	67	67	67	25	95	95	98	4								
22	67	67	51	21	25	68	98	4	4									
23	51	51	21	25	68	7	4	98										
24	25	25	25	68	4	98	64											
25	68	21	68	4	7	95												
26	21	68	4	7	98	4												
27	4	4	7	98	95													
28	7	7	98	95														
29	98	98	95															
30	95	95																

Final Result		
1	62 S. MANZI	Laps 17
2	11 N. BULEGA	7.188
3	55 Y. MONTELLA	9.804
4	99 A. HUERTAS	15.370
5	3 R. DE ROSA	17.370
6	9 J. NAVARRO	17.636
7	94 V. DEBISE	18.088
8	23 M. SCHROETTER	18.387
9	14 L. MAHIAS	35.110
10	25 A. VERDOIA	40.049
11	21 F. FULIGNI	40.254
12	73 M. KOFLER	43.139
13	27 A. DIAZ	46.829
14	17 J. MCPHEE	51.140
15	68 L. POWER	58.038
16	7 A. NORRODIN	1'13.041
RET	98 M. ABE	4 Laps
RET	4 H. TRUELOVE	6 Laps
RET	13 L. OTTAVIANI	7 Laps
RET	95 T. MACKENZIE	7 Laps
RET	69 T. BOOTH-AMOS	8 Laps
RET	67 S. VALTULINI	9 Laps
RET	64 F. CARICASULO	10 Laps
RET	54 B. SOFUOGLU	11 Laps
RET	6 E. PUSCEDDU	11 Laps
RET	22 F. FULIGNI	12 Laps
RET	28 G. VAN STRAALLEN	13 Laps
RET	51 A. SARMOON	14 Laps
RET	29 N. SPINELLI	15 Laps
DSQ	71 T. EDWARDS	36.576

16/07/2023

These data/results cannot be reproduced, stored and/or transmitted in whole or in part by any manner of electronic, mechanical, photocopying, recording, broadcasting or otherwise now known or herein after developed without the previous express consent by the copyright owner, except for reproduction in daily press and regular printed publications on sale to the public within 60 days of the event related to those data/results and always provided that copyright symbol appears together as follows below.

© DORNA WSBK ORGANIZATION Srl 2023



Imola Circuit 4.936 m

3 / 5

Prometeon Italian Round, 14-16 July 2023

Lap Chart Race 2

12	73	M.Kofler	30.719	4	99	A.Huertas	13.389
13	27	A.Diaz	30.972	5	3	R.De Rosa	16.393
14	25	A.Verdoia	31.192	6	9	J.Navarro	16.775
15	17	J.McPhee	33.882	7	23	M.Schroetter	17.085
16	68	L.Power	39.666	8	94	V.Debise	17.348
17	7	A.Norrodin	44.772	9	71	T.Edwards	31.624
18	98	M.Abe	45.045	10	14	L.Mahias	31.863
19	4	H.Truelove	45.865	11	21	F.Fulgini	37.028
				12	25	A.Verdoia	38.283
				13	73	M.Kofler	39.341
				14	27	A.Diaz	41.462
				15	17	J.McPhee	45.170
				16	68	L.Power	53.050
				17	7	A.Norrodin	1'01.337

Lap 12

1	62	S.Manzi	22'25.556	1	62	S.Manzi	29'55.132
2	11	N.Bulega	3.303	2	11	N.Bulega	6.710
3	55	Y.Montella	6.126	3	55	Y.Montella	8.581
4	99	A.Huertas	10.588	4	99	A.Huertas	14.336
5	23	M.Schroetter	12.435	5	3	R.De Rosa	17.143
6	3	R.De Rosa	13.584	6	9	J.Navarro	17.366
7	9	J.Navarro	15.240	7	23	M.Schroetter	17.679
8	94	V.Debise	15.716	8	94	V.Debise	17.869
9	71	T.Edwards	27.151	9	71	T.Edwards	33.094
10	14	L.Mahias	27.447	10	14	L.Mahias	33.484
11	21	F.Fulgini	31.436	11	21	F.Fulgini	38.817
12	73	M.Kofler	33.190	12	25	A.Verdoia	39.069
13	25	A.Verdoia	33.457	13	73	M.Kofler	41.314
14	27	A.Diaz	34.017	14	27	A.Diaz	44.283
15	17	J.McPhee	37.072	15	17	J.McPhee	48.490
16	68	L.Power	43.091	16	68	L.Power	55.570
17	7	A.Norrodin	49.086	17	7	A.Norrodin	1'05.850
18	98	M.Abe	49.574				

Lap 16

1	62	S.Manzi	29'55.132	1	62	S.Manzi	31'48.323
2	11	N.Bulega	6.710	2	11	N.Bulega	7.188
3	55	Y.Montella	8.581	3	55	Y.Montella	9.804
4	99	A.Huertas	14.336	4	99	A.Huertas	15.370
5	3	R.De Rosa	17.143	5	3	R.De Rosa	17.370
6	9	J.Navarro	17.366	6	9	J.Navarro	17.636
7	23	M.Schroetter	17.679	7	94	V.Debise	18.088
8	94	V.Debise	17.869	8	23	M.Schroetter	18.387
9	71	T.Edwards	33.094	9	14	L.Mahias	35.110
10	14	L.Mahias	33.484	10	71	T.Edwards	36.576
11	21	F.Fulgini	38.817	11	25	A.Verdoia	40.049
12	25	A.Verdoia	39.069	12	21	F.Fulgini	40.254
13	73	M.Kofler	41.314	13	73	M.Kofler	43.139
14	27	A.Diaz	44.283	14	27	A.Diaz	46.829
15	17	J.McPhee	48.490	15	17	J.McPhee	51.140
16	68	L.Power	55.570	16	68	L.Power	58.038
17	7	A.Norrodin	1'05.850	17	7	A.Norrodin	1'13.041

Lap 17

1	62	S.Manzi	29'55.132	1	62	S.Manzi	31'48.323
2	11	N.Bulega	6.710	2	11	N.Bulega	7.188
3	55	Y.Montella	8.581	3	55	Y.Montella	9.804
4	99	A.Huertas	14.336	4	99	A.Huertas	15.370
5	3	R.De Rosa	17.143	5	3	R.De Rosa	17.370
6	9	J.Navarro	17.366	6	9	J.Navarro	17.636
7	23	M.Schroetter	17.679	7	94	V.Debise	18.088
8	94	V.Debise	17.869	8	23	M.Schroetter	18.387
9	71	T.Edwards	33.094	9	14	L.Mahias	35.110
10	14	L.Mahias	33.484	10	71	T.Edwards	36.576
11	21	F.Fulgini	38.817	11	25	A.Verdoia	40.049
12	25	A.Verdoia	39.069	12	21	F.Fulgini	40.254
13	73	M.Kofler	41.314	13	73	M.Kofler	43.139
14	27	A.Diaz	44.283	14	27	A.Diaz	46.829
15	17	J.McPhee	48.490	15	17	J.McPhee	51.140
16	68	L.Power	55.570	16	68	L.Power	58.038
17	7	A.Norrodin	1'05.850	17	7	A.Norrodin	1'13.041

Lap 14

1	62	S.Manzi	26'10.286	1	62	S.Manzi	28'02.580
2	11	N.Bulega	4.943	2	11	N.Bulega	5.869
3	55	Y.Montella	7.142	3	55	Y.Montella	8.121
4	99	A.Huertas	12.572				
5	23	M.Schroetter	14.801				
6	3	R.De Rosa	15.484				
7	9	J.Navarro	16.162				
8	94	V.Debise	16.475				
9	71	T.Edwards	29.885				
10	14	L.Mahias	30.111				
11	21	F.Fulgini	34.996				
12	25	A.Verdoia	36.899				
13	73	M.Kofler	37.342				
14	27	A.Diaz	38.884				
15	17	J.McPhee	42.576				
16	68	L.Power	50.183				
17	7	A.Norrodin	56.934				

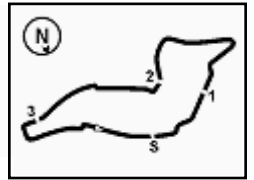
Lap 15

1	62	S.Manzi	28'02.580				
2	11	N.Bulega	5.869				
3	55	Y.Montella	8.121				

16/07/2023

These data/results cannot be reproduced, stored and/or transmitted in whole or in part by any manner of electronic, mechanical, photocopying, recording, broadcasting or otherwise now known or herein after developed without the previous express consent by the copyright owner, except for reproduction in daily press and regular printed publications on sale to the public within 60 days of the event related to those data/results and always provided that copyright symbol appears together as follows below.

© DORNA WSBK ORGANIZATION Srl 2023



Imola Circuit 4.936 m

Prometeon Italian Round, 14-16 July 2023
Lap Chart Race 2

Race Pace Comparison

	62 Man	11 Bul	55 Mon	99 Hue	3 DeR	9 Nav	94 Deb	23 Sch	14 Mah	25 Ver	21 FuF	73 Kof	27 Dia	17 McP
1	1'53.455	1'52.672	1'53.660	1'54.586	1'55.861	1'55.612	1'56.598	1'55.111	1'56.363	1'59.954	2'00.437	1'59.438	1'58.176	1'59.110
2	1'52.200	1'51.492	1'52.429	1'52.375	1'53.247	1'53.156	1'53.092	1'52.771	1'52.985	1'54.819	1'54.636	1'54.001	1'53.967	1'55.101
3	1'51.775	1'51.881	1'52.015	1'53.168	1'52.757	1'52.707	1'52.955	1'52.506	1'52.717	1'54.687	1'54.091	1'54.703	1'55.172	1'54.232
4	1'51.445	1'52.122	1'51.967	1'52.748	1'52.666	1'52.741	1'52.819	1'52.691	1'52.859	1'54.176	1'54.055	1'54.270	1'54.578	1'54.428
5	1'51.892	1'52.176	1'52.815	1'52.596	1'52.573	1'52.617	1'52.956	1'52.668	1'53.497	1'54.737	1'54.641	1'54.313	1'54.385	1'54.877
6	1'52.053	1'52.198	1'52.298	1'52.374	1'53.126	1'53.798	1'53.507	1'52.349	1'54.279	1'54.652	1'53.356	1'54.271	1'54.264	1'55.111
7	1'52.297	1'52.932	1'53.168	1'53.579	1'53.905	1'52.127	1'53.252	1'52.896	1'56.876	1'55.393	1'54.942	1'55.024	1'54.765	1'54.902
8	1'52.294	1'52.411	1'52.536	1'53.197	1'53.224	1'56.053	1'52.760	1'52.472	1'58.110	1'54.235	1'54.037	1'54.682	1'54.714	1'54.597
9	1'52.080	1'52.272	1'52.694	1'52.559	1'53.001	1'53.006	1'53.159	1'52.457	1'53.754	1'54.125	1'53.338	1'53.699	1'54.717	1'55.314
10	1'52.213	1'52.781	1'52.621	1'52.671	1'52.890	1'52.864	1'53.310	1'53.008	1'53.790	1'53.922	1'53.979	1'54.298	1'54.529	1'54.831
11	1'51.926	1'53.252	1'52.672	1'52.894	1'53.054	1'53.253	1'53.200	1'55.312	1'53.746	1'54.122	1'55.144	1'55.650	1'55.335	1'55.009
12	1'51.926	1'52.670	1'52.807	1'53.397	1'52.836	1'52.862	1'53.664	1'53.750	1'54.027	1'54.191	1'54.336	1'54.397	1'54.971	1'55.116
13	1'52.222	1'52.905	1'52.704	1'53.685	1'53.566	1'52.780	1'52.715	1'54.230	1'53.994	1'54.027	1'54.145	1'53.992	1'54.707	1'55.172
14	1'52.508	1'53.465	1'53.042	1'53.029	1'53.064	1'52.872	1'52.774	1'52.866	1'53.400	1'54.145	1'54.145	1'54.890	1'54.890	1'55.062
15	1'52.294	1'53.220	1'53.273	1'53.111	1'53.203	1'52.907	1'53.167	1'54.578	1'54.046	1'53.678	1'54.326	1'54.293	1'54.872	1'54.888
16	1'52.552	1'53.393	1'53.012	1'53.499	1'53.302	1'53.143	1'53.073	1'53.146	1'54.173	1'53.338	1'54.341	1'54.525	1'55.373	1'55.872
17	1'53.191	1'53.669	1'54.414	1'54.225	1'53.418	1'53.461	1'53.410	1'53.899	1'54.817	1'54.171	1'54.628	1'55.016	1'55.737	1'55.841

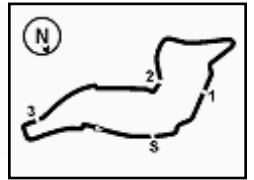
	68 Pow	7 Nor	98 Abe	4 Tru	13 Ott	95 Mac	69 Boo	67 Val	64 Car	54 Sof	6 Pus	22 Ful	28 vSt	51 Sar
1	2'00.217	2'01.136	2'01.433	2'00.918	1'58.489	2'01.656	1'58.223	1'59.518	1'54.358	1'54.918	1'56.762	1'57.728	1'57.056	1'59.656
2	1'55.290	1'55.520	1'55.550	1'55.051	1'54.431	1'55.591	1'54.123	1'54.807	1'52.184	1'52.316	1'53.397	1'54.062	1'53.295	1'54.880
3	1'54.727	1'55.331	1'55.321	1'55.675	1'54.611	1'55.296	1'54.296	1'54.233	1'51.844	1'52.643	1'53.397	1'53.914	1'52.601	1'54.375
4	1'55.453	1'55.381	1'55.400	1'55.429	1'53.701	1'55.553	1'54.394	1'54.458	1'51.918	1'51.942	1'53.100	1'53.970	1'53.131	
5	1'55.000	1'55.294	1'55.392	1'55.385	1'54.334	1'55.927	1'53.528	1'55.151	1'51.867	1'52.071	1'53.530	1'53.943		
6	1'55.347	1'55.840	1'55.617	1'57.332	1'54.550	1'54.982	1'53.953	1'54.219	2'09.390	1'52.113	1'53.236			
7	1'56.045	1'56.391	1'57.417	1'56.538	1'54.696	1'56.932	1'54.657	1'54.968	3'09.090					
8	1'55.258	1'56.154	1'55.908	1'55.471	1'54.073	1'55.280	1'56.426	1'54.234						
9	1'55.059	1'56.135	1'55.539	1'56.004	1'53.679	1'56.103	1'53.451							
10	1'55.374	1'55.777	1'55.726	1'55.852	1'53.626	1'55.740								
11	1'55.526	1'55.443	1'55.372	1'55.840										
12	1'55.351	1'56.240	1'56.455											
13	1'55.627	1'56.253	1'55.515											
14	1'56.195	1'56.325												
15	1'55.161	1'56.697												
16	1'55.072	1'57.065												
17	1'55.659	2'00.382												

	71 Edw	29 Spi
1	1'58.672	1'57.341
2	1'53.952	1'53.318
3	1'53.913	
4	1'53.779	
5	1'53.642	
6	1'53.999	
7	1'55.194	
8	1'54.420	
9	1'53.500	
10	1'53.990	
11	1'53.669	
12	1'53.977	

16/07/2023

These data/results cannot be reproduced, stored and/or transmitted in whole or in part by any manner of electronic, mechanical, photocopying, recording, broadcasting or otherwise now known or herein after developed without the previous express consent by the copyright owner, except for reproduction in daily press and regular printed publications on sale to the public within 60 days of the event related to those data/results and always provided that copyright symbol appears together as follows below.

© DORNA WSBK ORGANIZATION Srl 2023



Imola Circuit 4.936 m

Prometeon Italian Round, 14-16 July 2023
Lap Chart Race 2

	71 Edw	29 Spi
13	1'53.862	
14	1'53.602	
15	1'54.033	
16	1'54.022	
17	1'56.673	

16/07/2023

These data/results cannot be reproduced, stored and/or transmitted in whole or in part by any manner of electronic, mechanical, photocopying, recording, broadcasting or otherwise now known or herein after developed without the previous express consent by the copyright owner, except for reproduction in daily press and regular printed publications on sale to the public within 60 days of the event related to those data/results and always provided that copyright symbol appears together as follows below.

© DORNA WSBK ORGANIZATION Srl 2023